

**TITAN  
UP**



# TENNESSEE TITANS

## 2014 SEASON REVIEW





# TENNESSEE TITANS



Saint Thomas Sports Park • 460 Great Circle Rd • Nashville, TN 37228 • 615-565-4100 • 615-565-4105 Fax • [www.titansonline.com](http://www.titansonline.com)

Robbie Bohren • Director of Media Relations

Dwight Spradlin • Assistant Director of Media Relations

Jared Puffer • Media Relations Assistant

Gary Glenn • Director of Internet Operations/Publications

Jeff Harding • Assistant Director of Internet Operations

## Press Release

FOR IMMEDIATE RELEASE

FEBRUARY 10, 2015

### TITANS ENTER SECOND OFFSEASON UNDER KEN WHISENHUNT

***Team selects second overall in 2015 NFL Draft; free agency begins March 10***

#### 2014 TITANS SCHEDULE

##### PRESEASON

Day	Date	Opponent	Result	Score
Sat.	Aug. 9	GREEN BAY	W	20-16
Fri.	Aug. 15	at New Orleans	L	24-31
Sat.	Aug. 23	at Atlanta	W	24-17
Thur.	Aug. 28	MINNESOTA	L	3-19

##### REGULAR SEASON

Day	Date	Opponent	Result	Score
Sun.	Sept. 7	at Kansas City	W	26-10
Sun.	Sept. 14	DALLAS	L	10-26
Sun.	Sept. 21	at Cincinnati	L	7-33
Sun.	Sept. 28	at Indianapolis	L	17-41
Sun.	Oct. 5	CLEVELAND	L	28-29
Sun.	Oct. 12	JACKSONVILLE	W	16-14
Sun.	Oct. 19	at Washington	L	17-19
Sun.	Oct. 26	HOUSTON	L	16-30
Sun.	Nov. 2	BYE		
Sun.	Nov. 9	at Baltimore	L	7-21
Mon.	Nov. 17	PITTSBURGH	L	24-27
Sun.	Nov. 23	at Philadelphia	L	24-43
Sun.	Nov. 30	at Houston	L	21-45
Sun.	Dec. 7	N.Y. GIANTS	L	7-36
Sun.	Dec. 14	N.Y. JETS	L	11-16
Thur.	Dec. 18	at Jacksonville	L	13-21
Sun.	Dec. 28	INDIANAPOLIS	L	10-27

#### 2014 AFC SOUTH STANDINGS

Team	W	L	T	Pct
Indianapolis Colts	11	5	0	.688
Houston Texans	9	7	0	.563
Jacksonville Jaguars	3	13	0	.188
Tennessee Titans	2	14	0	.125

NASHVILLE — The Tennessee Titans enter the 2015 offseason with work to do. Determined to reverse the team's recent fortunes and reestablish the Titans as contenders in the AFC South, the front office will spend the coming months navigating free agency and the NFL Draft, while the coaching staff, largely intact after extensive changes a year ago, will continue building upon the system it worked to implement in 2014.

The effort to find the right players to upgrade the roster already is well underway. The club got its first up-close look at some of the draft prospects at the Senior Bowl in January, and the NFL Scouting Combine in February is quickly approaching. College pro days and private visits with select NFL hopefuls will follow, and the process culminates with the draft from April 30-May 2.

In the meantime, many of the league's free agents will join new teams. Players with expiring contracts are eligible to sign elsewhere on March 10, when the new league year begins.

Veterans return to Saint Thomas Sports Park on April 20 for the start of the offseason workout program, and by early May, once the draft is complete and rookie free agents are signed, the vast majority of players who will make up the regular season roster will be in the fold.

Titans leadership is determined to meet the challenge. Team president and CEO **Tommy Smith**, general manager **Ruston Webster** and head coach **Ken Whisenhunt** have had a year to work together, and according to Whisenhunt, the promise of consistency is alluring to all, including the players.

"That's one of the biggest things when meeting with the players that they were most excited about," Whisenhunt said. "We're going to have systems in place that they're familiar with. They have a chance to get better and believe in what we're doing."

Whisenhunt has a track record of turning a franchise around. In his previous stint as head coach of the Arizona Cardinals, he inherited a team that experienced losing seasons in 20 of the 22 seasons before he arrived in 2007, including a 5-11 campaign in 2006. By 2008, the Cardinals were NFC West Division Champions and went to their first Super Bowl.

The 2015 NFL Draft will be the fourth one overseen by Webster. The Titans currently possess seven total picks in the draft, including the second overall selection. The last time the franchise drafted that high was 1982, when tackle **Dean Steinkuhler** was selected by the Oilers with the second pick.

Webster's first three drafts yielded 21 total players, 18 of whom remain with the franchise. His three first-round picks as general manager include wide receiver **Kendall Wright** (2012), guard **Chance Warmack** (2013) and left tackle **Taylor Lewan** (2014).

Other offensive building blocks the Titans have acquired under Webster include tight end **Delanie Walker**, wide receiver **Justin Hunter**, running back **Bishop Sankey** and quarterback **Zach Mettenberger**.

On the other side of the ball, the Titans have several key ingredients under contract for 2015 and beyond. Defenders like cornerback **Jason McCourty**, inside linebacker **Avery Williamson** and defensive tackle **Jurrell Casey** figure prominently in the team's plans and are still in their prime years.

Despite the sizeable task ahead, the Titans are positive in their outlook and resolute in their approach.

"Everybody's looking at the win-loss record," Whisenhunt said, "and anything that you say contrary to that is going to be hard to believe. But I think one of the things that is positive is that we had a number of young players that played for us (in 2014) that got better. We've got an opportunity in the draft to get a high pick, to have an impact player make our team better ... We get some guys back that didn't play for us this year injury-wise that can help, but I think the biggest thing is the second year in the system, with guys believing in what we're doing. We have to be better."

"This is a great town. You want to win here because the fans have been so good. I'm excited for that opportunity."

#### 2015 DRAFT ORDER TOP TEN

1. Tampa Bay Buccaneers
2. Tennessee Titans
3. Jacksonville Jaguars
4. Oakland Raiders
5. Washington Redskins
6. New York Jets
7. Chicago Bears
8. Atlanta Falcons
9. New York Giants
10. St. Louis Rams

## 2014 MILESTONES

- The Titans reached 400 all-time wins in the regular season with their Week 1 victory at Kansas City.
- The Titans' sellout streak at LP Field is now at 164 consecutive games, including every preseason, regular season and postseason game at the venue since it opened in 1999.
- The Titans defense had 18 different players with at least one sack in 2014, the most for the team since individual sacks became an official statistic in 1982. Previously, the season with the most Titans/Oilers players with at least one sack was 17 in 1986.
- Running back **Shonn Greene** reached 4,000 career rushing yards (4,110).
- Safety **Michael Griffin** moved into a tie with **Zeke Moore** for ninth place in team history with 24 career interceptions.
- Safety **Michael Griffin** (811 career tackles) passed **Marcus Robertson** (700 career tackles), **Steve Kiner** (738), **Ray Childress** (784) and **Blaine Bishop** (788) to move into seventh place on the team's all-time tackles list. In passing Bishop, he became the top-tackling safety in team history. He also became the seventh player in franchise history to reach 800 tackles.
- Punter **Brett Kern** (447 punts with the Titans) moved past **Cliff Parsley** (431) for third place on the team's career punts list.
- Punter **Brett Kern** (40.8 net average in 2014) broke his own franchise record for the highest net punting average in a season.
- Punter **Brett Kern** tied a franchise record with a 79-yard punt against Indianapolis on Dec. 28. He matched **Jim Norton's** punt against Kansas City on Nov. 22, 1964.
- Left guard **Andy Levitre** recorded his sixth consecutive season with starts in all 16 games to begin his career. He started every contest for four years in Buffalo and has started all 32 games in two seasons with the Titans.
- Quarterback **Jake Locker** (4,829 career passing yards) passed **Matt Hasselbeck** for ninth place on the franchise's top 10 passing yards list.
- Quarterback **Zach Mettenberger** became the third quarterback in franchise history to start six or more games as a rookie, joining **Dan Pastorini** (eight in 1971) and **Vince Young** (13 in 2006). He became the first of the trio to complete a touchdown pass in each of his first five starts.
- Quarterback **Zach Mettenberger** set a single-game rookie record for the franchise with 345 passing yards at Philadelphia on Nov. 23. His 299 yards against Houston on Oct. 26—his first career start—rank third in team annals among rookies. Against Pittsburgh on Nov. 17, he passed for 263 yards, a record for an NFL rookie on Monday Night Football.
- At Baltimore on Nov. 9, quarterback **Zach Mettenberger**, left tackle **Taylor Lewan** and running back **Bishop Sankey** became the team's first rookie quarterback/left tackle/running back trio to start in the same game for the franchise since the 1970 AFL-NFL merger.
- Tackle **Michael Roos** (148 career games) moved into 11th place in franchise history in games played and fifth place among franchise offensive linemen.
- Tight end **Delanie Walker** reached 200 receptions for his career (246).
- Tight end **Delanie Walker** (890 receiving yards in 2014) set a franchise record among tight ends for most receiving yards in a season.
- Tight end **Delanie Walker's** 63 receptions tied him with **Frank Wycheck** (1997) for the fourth-highest total in a season among Titans/Oilers tight ends.
- Right guard **Chance Warmack** became the fourth rookie in the "Titans era" (1999–present) to start all 32 games for the team in his first two NFL seasons, joining **Jevon Kearse** (1999–00), **Tank Williams** (2002–03) and **Michael Roos** (2005–06).
- Wide receiver **Nate Washington** (307 receptions with the Titans) moved past **Chris Johnson** (272) and **Drew Bennett** (273) for ninth place on the franchise's all-time receptions list.

- Wide receiver **Nate Washington** (4,591 receiving yards with the Titans) passed **Drew Bennett** (4,033) for eighth place on the team's all-time receiving yards list.
- Wide receiver **Nate Washington** (6,296 career receiving yards) became the fifth undrafted player in the seven-round draft era (1994–present) to reach 6,000 career receiving yards, joining **Rod Smith**, **Antonio Gates**, **Wes Welker** and **Wayne Chrebet**.
- Rookie linebacker **Avery Williamson** recorded 107 tackles, more than every rookie in the "Titans era" (since 1999). He broke the previous mark by **Alterraun Verner**, who had 103 tackles as a rookie in 2010.
- Linebacker **Wesley Woodyard** led the Titans in 2014 with a career-high 134 total tackles.
- Wide receiver **Kendall Wright** reached 215 career catches, a total that ranks first in franchise history for a player's first three seasons with the team. The next closest total is **Webster Slaughter's** 184 catches from 1992 through 1994.
- Wide receiver **Kendall Wright** (215 career receptions) became the 15th player in franchise history to reach 200 career receptions. He became the fastest Titans/Oilers player to reach the mark, accomplishing the feat in his 41st career game, beating the 42 games it took **Charlie Hennigan**.

## KEY 2015 OFFSEASON DATES

<b>February 16</b>	First day for clubs to designate Franchise or Transition Players.
<b>February 17-23</b>	NFL Scouting Combine, Lucas Oil Stadium, Indianapolis, Indiana.
<b>March 2</b>	Prior to 4:00 p.m., New York time, deadline for clubs to designate Franchise or Transition Players.
<b>March 7-10</b>	Clubs are permitted to contact, and enter into contract negotiations with the certified agents of players who will become Unrestricted Free Agents upon the expiration of their 2014 contracts at 4:00 p.m., New York time, on March 10. However, a contract cannot be executed with a new club until 4:00 p.m., New York time, on March 10.
<b>March 10</b>	The 2015 league year and free agency period begin at 4:00 p.m., New York time.
<b>March 22-25</b>	Annual Meeting, Phoenix, Arizona.
<b>April 20</b>	Clubs with returning head coaches may begin offseason workout programs.
<b>April 24</b>	Deadline for Restricted Free Agents to sign offer sheets.
<b>April 29</b>	Deadline for prior club to exercise Right of First Refusal to Restricted Free Agents.
<b>April 30-May 2</b>	2015 NFL Draft, Chicago, Illinois
<b>May 11</b>	Rookie development program begins.
<b>May 18-20</b>	NFL Spring League Meeting, San Francisco
<b>May-June</b>	Organized team activities & mandatory minicamp
<b>June 21-27</b>	Rookie Symposium, Aurora, Ohio
<b>Late July</b>	Training camps begin.
<b>August 9</b>	Hall of Fame Game, Canton, Ohio
<b>August 13-17</b>	Preseason schedule begins.
<b>September 10-13</b>	NFL Kickoff Weekend 2015



## 2015 OPPONENTS

All 16 of the Titans' opponents in 2015 have been determined. As always, they have home and road games against each of their AFC South rivals (Houston Texans, Indianapolis Colts and Jacksonville Jaguars).

Based upon the NFL's schedule rotation, the Titans also will face every team from the AFC East, hosting the Buffalo Bills and Miami Dolphins and traveling to the New England Patriots and New York Jets.

Likewise, the Titans will square off against the NFC South. They will have dates at LP Field against the Atlanta Falcons and Carolina Panthers and road games versus the New Orleans Saints and Tampa Bay Buccaneers.

Additionally, every team has two intraconference games determined by order of finish within its division. Because the Titans finished fourth in the AFC South, they will host the AFC West's fourth-place finisher, the Oakland Raiders, and they will travel to meet the Cleveland Browns, who were last in the AFC North.

Preseason opponents as well as dates and times of regular season games are typically announced by the NFL in April. For ticket information, fans can visit [TitansOnline.com/tickets](http://TitansOnline.com/tickets), call (615) 565-4200, or email [ticketssales@titans.nfl.com](mailto:ticketssales@titans.nfl.com).

The Titans' opponents for the 2015 regular season:

### 2015 TITANS HOME OPPONENTS

Houston Texans  
Indianapolis Colts  
Jacksonville Jaguars  
Buffalo Bills  
Miami Dolphins  
Atlanta Falcons  
Carolina Panthers  
Oakland Raiders \*

### 2015 TITANS ROAD OPPONENTS

Houston Texans  
Indianapolis Colts  
Jacksonville Jaguars  
New England Patriots  
New York Jets  
New Orleans Saints  
Tampa Bay Buccaneers  
Cleveland Browns \*

\* Opponent based on final division standings in 2014.



Zach Mettenberger started six games as a rookie and averaged 7.9 yards per pass attempt.

## TITANS BY THE NUMBERS

2

Draft slot for the Titans in the first round of the 2015 NFL Draft. If they stay in the slot, it will be the highest the team has picked since 1984, when they chose tackle **Dean Steinkuhler** with the second overall pick.

215

Receptions by wide receiver **Kendall Wright** from 2012-14, first in franchise history for a player's first three seasons with the team.

107

Tackles in 2014 by rookie inside linebacker **Avery Williamson**. It was the largest total by any rookie for the team in the "Titans era" (since 1999).

11

Players from the 2013 and 2014 drafts who started for the Titans in 2014 (**Zaviar Gooden**, **Marqueston Huff**, **Justin Hunter**, **DaQuan Jones**, **Taylor Lewan**, **Zach Mettenberger**, **Bishop Sankey**, **Brian Schwenke**, **Chance Warmack**, **Avery Williamson** and **Blidi Wreh-Wilson**). There were a total of 14 players picked by the team in those two drafts.

4,591

Receiving yards by wide receiver **Nate Washington** in a Titans uniform. His total ranks eighth in franchise history.

15

The number of players on injured reserve for the Titans at the end of the 2014 campaign, second in team history to 2012, when the Titans had 16 players on injured reserve.

7.9

Yards per pass attempt in 2014 by **Zach Mettenberger**, which ranked first among rookie quarterbacks (minimum one start) and tied for sixth among all NFL passers with at least 100 attempts.

40.8

Net punting average by **Brett Kern** in 2014, which set a new single-season franchise record.

890

Receiving yards by **Delanie Walker** in 2014, which broke **Frank Wycheck's** single-season franchise record for tight ends (768 yards in 1998).

18.5

Receiving average (yards) by **Justin Hunter** in his first two seasons, which ranks first in the NFL (minimum 40 receptions).

24

Career interceptions by safety **Michael Griffin**, who is tied with **Zeke Moore** for ninth place in team history.

31

Number of players at the end of 2014 with three or fewer years of experience out of 68 total players on the Titans' 53-man roster or injured reserve list.



## GENERAL MANAGER RUSTON WEBSTER

**Ruston Webster** completed his third year as executive vice president/general manager in 2014 after serving two seasons as Titans vice president of player personnel. He was elevated to his current position on Jan. 18, 2012.

Prior to the start of the 2014 League Year, Webster struck new deals with a pair of key starters with expiring contracts: safety **Bernard Pollard** and defensive end **Ropati Pitoitua**.

Then, he went to work to sign an incoming class of free agents to fill key roles on the roster.

Among the signees were running back **Dexter McCluster** (formerly with Kansas City Chiefs), tackle **Michael Oher** (Baltimore Ravens), quarterback **Charlie Whitehurst** (San Diego Chargers), defensive lineman **Al Woods** (Pittsburgh Steelers) and linebacker **Wesley Woodyard** (Broncos).

With the 11th overall pick in the 2014 NFL Draft, Webster led the Titans' selection of tackle **Taylor Lewan**, a 6-foot-7 *Associated Press* All-American and four-year starter at Michigan. Lewan played in 11 games with six starts as a rookie and was named to the Pro Football Writers of America All-Pro team.

Lewan headlined a six-member draft class that also included Washington running back **Bishop Sankey** (second round), Penn State defensive lineman **DaQuan Jones** (fourth round), Wyoming defensive back **Marqueston Huff** (fourth round), Kentucky linebacker **Avery Williamson** (fifth round) and Louisiana State quarterback **Zach Mettenberger** (sixth round). Sankey led the team in rushing as a rookie (569 yards), while Williamson recorded 107 tackles, the most of any Titans rookie since 1999. Mettenberger became the third quarterback in franchise history to start six or more games as a rookie, recording a team-high 1,412 passing yards.

During the 2013 offseason, Webster engineered deals with a number of key free agents. Out of that group, Pollard, left guard **Andy Levitre**, defensive lineman **Sammie Hill** and tight end **Delanie Walker** contributed significantly in their first two seasons in Tennessee.

Walker became the only tight end in franchise history other than **Frank Wycheck** to reach 60 receptions in a single season, accomplishing the feat in both 2013 and 2014. In 2014, he set a new franchise record for a tight end, registering 890 receiving yards.

Webster made Alabama guard **Chance Warmack** the first of eight total selections in the 2013 NFL Draft, which also featured second-round wide receiver **Justin Hunter**. Warmack became the team's fourth rookie since 1999 to start all 32 games in his first two NFL seasons, and Hunter's 18.5-yard receiving average during that timespan led the NFL (minimum 40



receptions). Another 2013 draft pick, fourth-round center **Brian Schwenke**, started 20 total games in his first two campaigns.

In total, players Webster obtained during the 2013 offseason via the draft or free agency combined for a total of 257 games played and 129 starts in their first season with the Titans.

During the 2012 offseason, his first as general manager, Webster engineered deals to retain key talent, signing tight end **Craig Stevens**, safety **Michael Griffin** and cornerback **Jason McCourty** to new long-term contracts.

In his first draft as general manager, Webster upgraded the offensive speed and athleticism with the first-round selection of **Kendall Wright**, a wide receiver from Baylor and the first in a seven-member draft class. Wright totaled 215 receptions from 2012 through 2014, the most in franchise history in a player's first three seasons with the club. In 2013, he ranked seventh in the NFL with 94 receptions while notching his first 1,000-yard season (1,079).

The Titans' 2012 second-round pick, North Carolina linebacker **Zach Brown**, was the only player that season to finish among the top five rookies in both interceptions (three) and sacks (5.5). Fourth-round cornerback **Coty Sensabaugh** (43 games, 12 starts) has played extensively in the nickel and base defensive packages in his first three seasons.

Prior to his arrival in Tennessee in 2010, Webster gained 22 years of personnel experience split between the Seattle Seahawks and the Tampa Bay Buccaneers. In his four years in Seattle, Webster was the vice president of player personnel and oversaw the day-to-day management of the pro personnel and college scouting departments.

Webster spent 18 years with Tampa Bay in a variety of roles, including the director of player personnel (2005), director of college scouting (2001-04), director of pro personnel (1989-91) and regional college scout (1988, Northeast; 1992, South; 1993, Midwest; 1995-2000, Southwest). He was a part of the front office staff that helped build the Super Bowl XXXVII Champion Buccaneers in 2002.

Webster started his career as a college coach with stops as a graduate assistant at Southwestern Louisiana (1985), Alabama (1986) and Tulsa (1987).

### Ruston Webster's Background:

**2012-14:** Tennessee Titans - General Manager  
**2010-11:** Tennessee Titans - Vice President of Player Personnel  
**2006-09:** Seattle Seahawks - Vice President of Player Personnel  
**2005:** Tampa Bay Buccaneers - Director of Player Personnel  
**2001-04:** Tampa Bay Buccaneers - Director of College Scouting  
**1992-00:** Tampa Bay Buccaneers - Regional Scout  
**1989-91:** Tampa Bay Buccaneers - Director of Pro Personnel  
**1988:** Tampa Bay Buccaneers - Regional Scout  
**1987:** Tulsa - Graduate Assistant/Tight Ends Coach  
**1986:** Alabama - Graduate Assistant  
**1985:** SW Louisiana - Graduate Assistant



### TITANS PERSONNEL STAFF

Ruston Webster . . . . . Executive VP/General Manager  
 Vin Marino . . . . . Vice President/Football Administration  
 Blake Beddingfield . . . . . Director of College Scouting  
 Dennis Polian . . . . . Asst. Director of Football Administration  
 Brian Gardner . . . . . Pro Scouting Coordinator  
 Wes Slay . . . . . Pro Scout  
 Phil Neri . . . . . College Scout  
 Tim Ruskell . . . . . College Scout  
 Jon Salge . . . . . College Scout  
 Richard Shelton . . . . . College Scout  
 Marv Sunderland . . . . . College Scout  
 Brandon Taylor . . . . . College Scout  
 Mike Yowarsky . . . . . College Scout  
 Dale Thompson . . . . . Titans Combine Scout

## FREE AGENCY PRIMER

### Q. When does the 2014 free agency signing period begin?

A. At 3:00 PM CT on Tuesday, March 10.

### Q. What are the categories of free agency?

A. Players are either "Restricted Free Agents" or "Unrestricted Free Agents." A Restricted Free Agent may be subject to a qualifying offer. A Restricted or Unrestricted Free Agent may be designated by his prior club as its Franchise Player or Transition Player.

### Q. What is the time period for free agency signings this year?

A. For Restricted Free Agents, from March 10 to April 24. For Unrestricted Free Agents who have received the June 1 tender from their prior club, from March 10 to July 22 (or the first scheduled day of the first NFL training camp, whichever is later). For Franchise Players, from March 10 until the Tuesday following the 10th week of the regular season, November 17. For Transition Players, from March 10 until July 22. If the above-listed players do not sign by November 17, they must sit out the season.

### Q. What is permitted during the new three-day negotiating period prior to the start of free agency?

A. Beginning at 11:00 a.m. CT on Saturday, March 7 and ending at 2:59:59 p.m. CT on Tuesday, March 10, clubs are permitted to contact, and enter into negotiations with, the certified agents of players who will become Unrestricted Free Agents upon the expiration of their 2014 player contracts at 3:00 p.m. CT on March 10. However, a contract cannot be executed with a new club until 3:00 p.m. CT on March 10.

During this negotiation period, a prospective unrestricted free agent cannot visit a club (other than the player's current club) at its permanent facility or at any other location, and no direct contact is permitted between the player and any employee or representative of a club (other than the player's current club). If a player is self-represented, clubs are prohibited from discussions with the player during the negotiating period.

Clubs (other than the player's current club) may not discuss or make any travel arrangements with prospective unrestricted free agent players, their certified agents, or anyone else associated with the player until the expiration of those players' 2014 Player Contracts at 3:00 p.m. ET on March 10.

The three-day negotiating period applies only to potential unrestricted free agents; it does not apply to players who are potential Exclusive Rights Players or Restricted Free Agents, or to players who have been designated as Franchise Players or Transition Players.

### Q. What is the difference between a restricted free agent and an unrestricted free agent?

A. In the 2015 League Year, players with three accrued seasons become Restricted Free Agents when their contracts expire at the conclusion of the 2014 League Year. Unrestricted Free Agents have completed four or more accrued seasons. An Unrestricted Free Agent is free to sign with any club with no draft choice compensation owed to his old club.

### Q. What constitutes an "accrued season"?

A. Six or more regular-season games on a club's active/inactive, reserved/injured or reserve/physically unable to perform lists.

### Q. What could restrict the ability of a Restricted Free Agent to sign with a new club?

A. If he has received a "qualifying offer" (a salary tender predetermined by the Collective Bargaining Agreement between the league and its players) from his old club. He can negotiate with any club through April 24. If the Restricted Free Agent signs an offer sheet with a new club, his old club can match the offer and retain him because the qualifying offer entitles it to a "right of first refusal" on any offer sheet the player signs. If the old club does not match the offer, it may receive draft choice compensation depending on the amount of its qualifying offer. If an offer sheet is not executed on or before April 24, the player's negotiating rights revert exclusively to his old club. In addition, a player who would otherwise be a Restricted Free Agent may be designated by his old club as its Franchise Player or Transition Player.

### Q. What determines an unrestricted free agent?

A. A player with four or more accrued seasons whose contract has expired. He is free to sign with any club, with no draft choice compensation owed to his old club, through July 22 (or the first scheduled day of the first NFL training camp, whichever is later). At that point, his negotiating rights revert exclusively to his old club if by June 1 the old club tendered the player a one-year contract for 110 percent of his prior year's salary. His old club then has until the Tuesday following the 10th week of the

regular season (November 17) to sign him. If he does not sign by that date, he must sit out the season. If no tender is offered by June 1, the player can be signed by any club at any time throughout the season.

### Q. What determines a franchise player?

A. The salary offer by a player's club determines what type of franchise player he is: exclusive or non-exclusive.

An "exclusive" franchise player – not free to sign with another club – is offered the greater of (i) the average of the top five salaries at the player's position for the current year as of the end of the Restricted Free Agent Signing Period; or (ii) the amount of the Required Tender for a non exclusive franchise player, as explained below.

The methodology for calculating the Required Tender for a non-exclusive franchise player is explained in Article 10, Section 2(a)(i) of the Collective Bargaining Agreement. It is known as the "Cap Percentage Average" for calculating the Required Tender for such a player: "The Nonexclusive Franchise Tender shall be a one year NFL Player Contract for (A) the average of the five largest Prior Year Salaries for players at the position . . . at which the Franchise Player participated in the most plays [formerly, "games"] during the prior League Year, which average shall be calculated by: (1) summing the amounts of the Franchise Tags for players at that position for the five preceding League Years; (2) dividing the resulting amount by the sum of the Salary Caps for the five preceding League Years . . . ; and (3) multiplying the resulting percentage by the Salary Cap for the upcoming League Year . . . (the "Cap Percentage Average") . . . ; or (B) 120% of his Prior Year Salary, whichever is greater . . ."

If a club extends a Required Tender to a non exclusive franchise player pursuant to this section, the player shall be permitted to negotiate a player contract with any club, except that draft choice compensation of two first-round draft selections shall be made in the event he signs with a new club.

### Q. How many franchise and transition players can a team designate each season?

A. A team can designate one "franchise" player or one "transition" player among its potential restricted or unrestricted free agents.

### Q. Can a club withdraw its franchise or transition designation on a player?

A. Yes. A club can withdraw its franchise or transition designation, and the player then automatically becomes an unrestricted free agent, either immediately or when his contract expires.

### Q. After withdrawing the designation, can a club then designate another player?

A. Not in the 2015 season.

### Q. Have the Titans used the franchise or transition designations recently?

A. The last Titans player to receive the franchise designation was safety **Michael Griffin** in 2012. After receiving the franchise tag, Griffin and the Titans reached a long-term contract agreement. Prior to Griffin, the Titans used the franchise designation in 2008 on defensive tackle **Albert Haynesworth** and in 2009 on tight end **Bo Scaife**. Before Haynesworth, the Titans had not applied the franchise tag to a player since **Blaine Bishop** in 1997. The transition designation has not been used by the Titans since they applied it to punter **Craig Hentrich** in 2003. The tag was removed after one week, and he was signed to a long-term contract.

### Q. What is the salary cap for 2015?

A. The NFL has not yet released the salary cap figure for 2015, but it is expected to exceed the 2014 salary cap of \$133,000,000 per club.

### Q. When do teams have to be in compliance with the salary cap?

A. At the start of the 2015 League Year, which begins at 3:00 p.m. CT on March 10.

### Q. If a team is under the salary cap at the end of a given season, can the team carry over room to the next season?

A. Yes. A team may carry over room from one League Year to the following League Year by submitting notice to the NFL prior to 3:00 p.m. CT on the day before the team's final regular-season game indicating the amount of its remaining room that the club wishes to carry over.

### Q. What is the maximum amount of room that a club can carry over?

A. One hundred percent of its remaining room.



## RECENT FREE AGENT HISTORY

### 2014

#### Players Signed (7)

RB Dexter McCluster (Kansas City)  
DL Al Woods (Pittsburgh)  
QB Charlie Whitehurst (San Diego)  
LB Wesley Woodyard (Denver)  
T Michael Oher (Baltimore)  
LB Shaun Phillips (Denver)  
G/C Eric Olsen (Pittsburgh)

#### Players Lost (4)

CB Alterraun Verner (Tampa Bay)  
WR Kenny Britt (St. Louis)  
QB Rusty Smith (N.Y. Giants)  
WR Damian Williams (Miami)

### 2013

#### Players Signed (17)

S George Wilson (Buffalo)  
G Andy Levitre (Buffalo)  
RB Shonn Greene (New York Jets)  
TE Delanie Walker (San Francisco)  
LB Moise Fokou (Indianapolis)  
DT Sammie Hill (Detroit)  
C/G Rob Turner (St. Louis)  
S Bernard Pollard (Baltimore)  
DE Ropati Pitoitua (Kansas City)  
QB Ryan Fitzpatrick (Buffalo)  
WR Kevin Walter (Houston)  
C/G Chris Spencer (Chicago)  
RB Jalen Parmele (Jacksonville)  
DT Antonio Johnson (Indianapolis)  
RB Alvester Alexander (Indianapolis)  
LB Greg Jones (Jacksonville)  
T Barry Richardson (St. Louis)

#### Players Lost (6)

TE Jared Cook (St. Louis)  
LB Zac Diles (Kansas City)  
G/C Leroy Harris (Detroit)  
DT Sen'Derrick Marks (Jacksonville)  
LB Will Witherspoon (St. Louis)  
DE Jarius Wynn (San Diego)

### 2012

#### Players Signed (7)

G Steve Hutchinson (Minnesota)  
DE Kamerion Wimbley (Oakland)  
DE Leger Douzable (Jacksonville)  
LB Zac Diles (Indianapolis)  
G Kyle DeVan (Philadelphia)  
C Jon Cooper (Minnesota)  
S Aaron Francisco (Detroit)

#### Players Lost (6)

WR Donnie Avery (Indianapolis)  
CB Cortland Finnegan (St. Louis)  
S Chris Hope (Atlanta)  
DE William Hayes (St. Louis)  
DE Jason Jones (Seattle)  
LB Barrett Ruud (Seattle)

### 2011

#### Players Signed (11)

QB Matt Hasselbeck (Seattle)  
DT Shaun Smith (Kansas City)  
TE Daniel Graham (Denver)  
LB Barrett Ruud (Tampa Bay)  
CB Frank Walker (Minnesota)  
S Jordan Babineaux (Seattle)  
T Pat McQuistan (Miami)  
S Anthony Smith (Green Bay)  
T Adam Terry (Jacksonville)

RB Kestahn Moore (Washington)  
WR Kevin Curtis (Kansas City)

#### Players Lost (4)

DE Jason Babin (Philadelphia)  
QB Kerry Collins (Indianapolis)  
LB Stephen Tulloch (Detroit)  
TE Bo Scaife (Cincinnati)

### 2010

#### Players Signed (6)

LB Will Witherspoon (Philadelphia)  
P/K Ricky Schmitt (San Francisco)  
DE Jason Babin (Philadelphia)  
CB Tye Hill (Atlanta)  
QB Chris Simms (Denver)  
TE Sean Ryan (Washington)

#### Players Lost (2)

DE Kyle Vanden Bosch (Detroit)  
TE Alge Crumpler (New England)

### 2009

#### Players Signed (5)

CB DeMarcus Faggins (Houston)  
DT Jovan Haye (Tampa Bay)  
WR Mark Jones (Carolina)  
QB Patrick Ramsey (Denver)  
WR Nate Washington (Pittsburgh)

#### Players Lost (6)

CB Chris Carr (Baltimore)  
DT Albert Haynesworth (Washington)  
WR Brandon Jones (San Francisco)  
CB Eric King (Detroit)  
T Daniel Loper (Detroit)  
QB Chris Simms (Denver)

### 2008

#### Players Signed (7)

TE Dwayne Blakley (Atlanta)  
CB Chris Carr (RFA-Oakland)  
TE Alge Crumpler (Atlanta)  
DE Jevon Kearse (Philadelphia)  
WR Justin McCareins (N.Y. Jets)  
OT Jake Scott (Indianapolis)  
LB Josh Stamer (Buffalo)

#### Players Lost (8)

G Jacob Bell (St. Louis)  
RB Chris Brown (Houston)  
LB Gilbert Gardner (Detroit)  
TE Ben Hartsock (Atlanta)  
DE Travis LaBoy (Arizona)  
DE Antwan Odom (Cincinnati)  
DT Randy Starks (Miami)  
TE Ben Troupe (Tampa Bay)

### 2007

#### Players Signed (6)

LB Ryan Fowler (RFA-Dallas)  
WR Justin Gage (Chicago)  
CB Nick Harper (Indianapolis)  
CB Kelly Herndon (Seattle)  
QB Tim Rattay (Tampa Bay)  
S Bryan Scott (New Orleans)

#### Players Lost (3)

WR Drew Bennett (St. Louis)  
DT Robaire Smith (Cleveland)  
WR Bobby Wade (Minnesota)

## TITANS, WEBSTER TO DRAFT SECOND



The Titans currently hold seven total picks in the 2015 NFL Draft, including the second overall selection in the first round and the first pick of the second round.

The Titans have one pick in Rounds 1-5 and two picks in Round 6. The seventh round is the only one in which the Titans do not own a pick. During the 2014 season, they dealt the pick and linebacker **Akeem Ayers** to the New England Patriots in exchange for the Patriots' sixth-rounder in 2015.

Additionally, the NFL will award a total of 32 compensatory picks to teams in Rounds 3-7, based on net unrestricted free agency losses in 2014.

### THREE-DAY EVENT SET FOR APRIL 30-MAY 2

The 2015 NFL Draft will begin in primetime for the sixth consecutive year. The first round will start on Thursday, April 30 with the second and third rounds on Friday, May 1 followed by rounds four through seven on Saturday, May 2.

This year, however, the draft will be held at the Auditorium Theatre of Roosevelt University in downtown Chicago. The new site will mark the first time the draft has been held outside of New York City since 1964, when it took place in Chicago. The draft was held at Radio City Music Hall in Manhattan for the past nine years.

The entire draft is scheduled to be televised by NFL Network and ESPN.

### WEBSTER ENTERS FOURTH DRAFT

While the NFL will conduct the draft from Chicago, Titans personnel will be headquartered at Saint Thomas Sports Park in Nashville.

The selection process will be the fourth for the Titans overseen by **Ruston Webster**, who was named general manager on Jan. 18, 2012. His first three drafts yielded 21 total players, and 18 of those finished the 2014 season on the 53-man roster or injured reserve.

Webster spearheaded the selection of six players in the 2014 NFL Draft: Michigan tackle **Taylor Lewan** (first round), Washington running back **Bishop Sankey** (second round), Penn State defensive lineman **DaQuan Jones** (fourth round), Wyoming defensive back **Marqueston Huff** (fourth round), Kentucky linebacker **Avery Williamson** (fifth round) and Louisiana State quarterback **Zach Mettenberger** (sixth round). All six players stayed on the 53-man roster for the duration of the season.

Lewan, the 11th overall pick in the first round, played in 11 games with six starts as a rookie and was named to the Pro Football Writers of America All-Pro team. Sankey led the team in rushing as a rookie (569 yards), while Williamson recorded 107 tackles, the most of any Titans rookie since 1999. Mettenberger became the third quarterback in franchise history to start six or more games as a rookie, recording a team-high 1,412 passing yards.

In 2013, Webster chose Alabama guard **Chance Warmack** with the 10th overall pick and the first of eight total draft selections. In the second round, the Titans took Tennessee Volunteers wide receiver **Justin Hunter** in the second round. Warmack became the team's fourth rookie since 1999 to start all 32 games in his first two NFL seasons, and Hunter's 18.5-yard receiving average during that timespan led the NFL (minimum 40 receptions). Another 2013 draft pick, fourth-round center **Brian Schwenke**, started 20 total games in his first two campaigns.

The 2012 selection process, which was Webster's first as general manager, yielded seven new Titans, including Baylor wide receiver **Kendall Wright** with the 20th overall pick. Wright totaled 215 receptions from 2012 through 2014, the most in franchise history in a player's first three seasons. In 2013, he ranked seventh in the NFL with 94 receptions while notching his first 1,000-yard season (1,079). The Titans' second-round pick, North Carolina linebacker **Zach Brown**, was the only player that season to finish among the top five rookies in both interceptions (three) and sacks (5.5). Fourth-round cornerback **Coty Sensabaugh** (43 games, 12 starts) played extensively in the nickel and base defensive packages in his first three seasons.

### THE SECOND PICK

In determining draft order, non-playoff clubs select first through 20th, according to the reverse order of their standing (i.e., the team with the

worst record receives the first pick, the team with the second-worst record receives the second pick, etc.). Playoff teams select 21st through 32nd based on their level of advancement in the postseason.

The Titans were one of two teams in 2014 to win two games, along with the Tampa Bay Buccaneers. The Titans and Buccaneers will rotate picks 1-2 in each round, meaning the Titans were assigned the first spot in the second round, the second pick in the third round, the first pick in the fourth round, etc.

In NFL history, eight Pro Football Hall of Fame members have been chosen with the second pick in the NFL Draft: linebacker **Les Richter** (1952, Dallas Texans), offensive tackle **Bob Brown** (1964, Philadelphia Eagles), guard **Tom Mack** (1966, Los Angeles Rams), defensive tackle **Randy White** (1975, Dallas Cowboys), running back **Tony Dorsett** (1977, Dallas Cowboys), linebacker **Lawrence Taylor** (1981, New York Giants), running back **Eric Dickerson** (1983, Los Angeles Rams) and running back **Marshall Faulk** (1994, Indianapolis Colts).

Other second overall picks from the last 20 drafts include the following: tackle **Tony Boselli** (1995, Jacksonville Jaguars), quarterback **Donovan McNabb** (1999, Philadelphia Eagles), offensive lineman **Leonard Davis** (2001, Arizona Cardinals), defensive end **Julius Peppers** (2002, Carolina Panthers), running back **Reggie Bush** (2006, New Orleans Saints), wide receiver **Calvin Johnson** (2007, Detroit Lions), defensive end **Chris Long** (2008, St. Louis Rams), defensive tackle **Ndamukong Suh** (2010, Detroit Lions), linebacker **Von Miller** (2011, Denver Broncos) and quarterback **Robert Griffin III**. Last year, the St. Louis Rams chose tackle **Greg Robinson** with the second selection.

The Titans/Oilers franchise has owned the second overall pick three times previously in the "common draft era" (1967–present). It was in three consecutive seasons—1983, 1984 and 1985—that the Oilers were scheduled to pick second, but they traded the pick in 1983 and 1985. In 1984, the team chose offensive tackle **Dean Steinkuhler**, who went on to play 100 games in seven seasons for the club.

## DRAFT PICKS BY POSITION

In 55 drafts in the history of the Titans organization, the team has drafted more offensive linemen than any other position. There have been a total of 186 tackles, guards and centers drafted, 75 more than the next highest drafted position, running back/fullback, which has had 111 players drafted by the Titans.

Below is a breakdown of the team's 779 all-time draft picks by position groups.

### Titans all-time drafts by position group:

Position Group	No. Draft Picks
1. Offensive Line	186
2. Running Back/Fullback	111
3. Defensive Backs	104
4. Linebacker	98
5. Defensive Line	88
6. Wide Receiver	80
7. Tight End	62
8. Quarterback	39
9. Kicker/Punter	11

For the past seven years, more defensive backs (cornerbacks and safeties) have been drafted into the NFL than any other position. Among the entire 256-member 2014 NFL draft class, there were 53 defensive backs selected, the most of any position. The last time another position group out-numbered the defensive backs was 2006, when 50 offensive linemen were chosen, versus 49 corners/safeties.

### Total number of NFL draft picks by position, 2014:

Position Group	No. Draft Picks
1. Defensive Backs	53
2. Offensive Line	45
3. Defensive Line	39
4. Linebacker	37
5. Wide Receiver	33
5. Running Back/Fullback	22
6. Quarterback	14
7. Tight End	10
9. Kicker/Punter	3

## 2015 FIRST-ROUND NFL DRAFT ORDER

Team	2014 Results				Schedule Strength
	W	L	T	Pct	
1. Tampa Bay Buccaneers	2	14	0	.125	.486
2. Tennessee Titans	2	14	0	.125	.506
3. Jacksonville Jaguars	3	13	0	.188	.514
4. Oakland Raiders	3	13	0	.188	.570
5. Washington Redskins	4	12	0	.250	.496
6. New York Jets	4	12	0	.250	.543
7. Chicago Bears	5	11	0	.313	.529
8. Atlanta Falcons	6	10	0	.375	.482
9. New York Giants	6	10	0	.375	.512
10. St. Louis Rams	6	10	0	.375	.531
11. Minnesota Vikings	7	9	0	.438	.475
12. Cleveland Browns	7	9	0	.438	.479
13. New Orleans Saints	7	9	0	.438	.486
14. Miami Dolphins	8	8	0	.500	.512
15. San Francisco 49ers	8	8	0	.500	.527
16. Houston Texans	9	7	0	.563	.447
17. San Diego Chargers	9	7	0	.563	.512
18. Kansas City Chiefs	9	7	0	.563	.512
19. Buffalo Bills (to Cleveland)	9	7	0	.563	.516
20. Philadelphia Eagles	10	6	0	.625	.490
21. Cincinnati Bengals	10	5	1	.656	.498
22. Pittsburgh Steelers	11	5	0	.688	.451
23. Detroit Lions	11	5	0	.688	.471
24. Arizona Cardinals	11	5	0	.688	.523
25. Carolina Panthers	7	8	1	.469	.490
26. Baltimore Ravens	10	6	0	.625	.475
27. Dallas Cowboys	12	4	0	.750	.445
28. Denver Broncos	12	4	0	.750	.521
29. Indianapolis Colts	11	5	0	.688	.479
30. Green Bay Packers	12	4	0	.750	.482
31. Seattle Seahawks	12	4	0	.750	.525
32. New England Patriots	12	4	0	.750	.514



## FIRST-ROUNDERS: OFFENSE OR DEFENSE?

Since the team's initial draft as a charter member of the American Football League in 1960, the Titans have made 50 first-round selections, using that pick on an offensive player 29 times and on defense 21 times.

On offense, running backs lead the list, having been chosen eight times in the first round, three of which were Heisman Trophy winners: **Billy Cannon** (1960), **Earl Campbell** (1978) and **Eddie George** (1996). The most recent was **Chris Johnson**, the 24th overall selection in 2008 who went on to rush for 1,228 yards as a rookie and eclipse 2,000 yards in his second season.

On the defensive side of the ball, linebackers have been selected the most -- seven times -- by the Titans in the first round. **Robert Brazile** (1975), **Lamar Lathon** (1990) and **Keith Bulluck** (2000) headline the linebackers chosen.

### Breakdown of Titans' All-Time First-Round Picks by Position:

Offense	29	Defense	21
Running Back	8	Linebacker	7
Quarterback	5	Defensive End	6
Guard	5	Defensive Tackle	4
Tackle	5	Cornerback	3
Wide Receiver	4	Safety	1
Tight End	2		
Center	0		

In half of the 16 drafts in the "Titans era" (since 1999), Tennessee has chosen a defensive player with its initial pick (including second-round picks in years without a first-round selection). Seven of those picks came in a nine-year span: defensive end **Jevon Kearse** (1999), linebacker **Keith Bulluck** (2000), cornerback **Andre Dyson** (second round in 2001), defensive tackle **Albert Haynesworth** (2002), cornerback **Andre Woolfolk** (2003), cornerback **Pacman Jones** (2005) and safety **Michael Griffin** (2007). The last defensive player taken with the Titans' first pick was outside linebacker/defensive end **Derrick Morgan** in 2010.

The recent trend is for the Titans to take offensive players first. In the last seven years, that side of the ball has been addressed six times in the first round, with the selections of running back **Chris Johnson** (2008), wide receiver **Kenny Britt** (2009), quarterback **Jake Locker** (2011), wide receiver **Kendall Wright** (2012), guard **Chance Warmack** (2013) and tackle **Taylor Lewan** (2014).

## SCOUTING TERRITORIES

Scouts are generally assigned a geographical region to research during the year. Below is a breakdown of the Titans' scouting responsibilities.

**Ruston Webster:** The team's general manager is entering his fourth draft in his current post after previously serving as vice president of player personnel. He oversees football operations for the club and is responsible for the acquisition of all players.

**Blake Beddingfield:** Among his duties as director of college scouting, he organizes the evaluation and ranking process of NFL draft-eligible prospects. He also crosschecks all of the top prospects in the draft.

**Phil Neri:** Neri crosschecks draft prospects west of the Mississippi River.

**Tim Ruskell:** Ruskell crosschecks draft prospects east of the Mississippi River.

**Jon Salge:** Salge scouts the Southwest, including Mississippi, Arkansas, Oklahoma, Texas and Louisiana.

**Richard Shelton:** Shelton scouts the Northeast, from North Carolina to Maine.

**Marv Sunderland:** Sunderland scouts the West, from Colorado to California.

**Brandon Taylor:** Taylor scouts the Midwest, from Ohio to Kansas and the Dakotas.

**Mike Yowarsky:** Yowarsky scouts the Southeast, including Kentucky, Tennessee, Alabama, Georgia, South Carolina and Florida.

**Dale Thompson:** The team's combine scout contributes to an alliance between several NFL clubs known as The National. Thompson scouts a large portion of the East.

Other members of the personnel staff integral in the evaluation and acquisition of talent include vice president of football administration **Vin Marino**, assistant director of football administration **Dennis Polian**, pro scouting coordinator **Brian Gardner** and pro scout **Wes Slay**.

## ALL-TIME SECOND OVERALL PICKS

Players selected with the second overall selection in the NFL Draft in the "common draft" era (1967-present):

Year	Team	Player	Pos	College
2014	St. Louis Rams	Greg Robinson	T	Auburn
2013	Jacksonville Jaguars	Luke Joeckel	T	Texas A&M
2012	Washington Redskins	Robert Griffin III	QB	Baylor
2011	Denver Broncos	Von Miller	LB	Texas A&M
2010	Detroit Lions	Ndamukong Suh	DT	Nebraska
2009	St. Louis Rams	Jason Smith	T	Baylor
2008	St. Louis Rams	Chris Long	DE	Virginia
2007	Detroit Lions	Calvin Johnson	WR	Georgia Tech
2006	New Orleans Saints	Reggie Bush	RB	USC
2005	Miami Dolphins	Ronnie Brown	RB	Auburn
2004	Oakland Raiders	Robert Gallery	T	Iowa
2003	Detroit Lions	Charles Rogers	WR	Michigan State
2002	Carolina Panthers	Julius Peppers	DE	North Carolina
2001	Arizona Cardinals	Leonard Davis	T	Texas
2000	Washington Redskins	LaVar Arrington	LB	Penn State
1999	Philadelphia Eagles	Donovan McNabb	QB	Syracuse
1998	San Diego Chargers	Ryan Leaf	QB	Washington State
1997	Oakland Raiders	Darrell Russell	DT	USC
1996	Jacksonville Jaguars	Kevin Hardy	LB	Illinois
1995	Jacksonville Jaguars	Tony Boselli	T	USC
1994	Indianapolis Colts	Marshall Faulk	RB	San Diego State
1993	Seattle Seahawks	Rick Mirer	QB	Notre Dame
1992	Indianapolis Colts	Quentin Coryatt	LB	Texas A&M
1991	Cleveland Browns	Eric Turner	S	UCLA
1990	New York Jets	Blair Thomas	RB	Penn State
1989	Green Bay Packers	Tony Mandarich	T	Michigan State
1988	Kansas City Chiefs	Neil Smith	DE	Nebraska
1987	Indianapolis Colts	Cornelius Bennett	LB	Alabama
1986	Atlanta Falcons	Tony Casillas	NT	Oklahoma
1985	Atlanta Falcons	Bill Fralic	T	Pittsburgh
1984	Houston Oilers	Dean Steinkuhler	T	Nebraska
1983	Los Angeles Rams	Eric Dickerson	RB	Southern Methodist
1982	Baltimore Colts	Johnnie Cooks	LB	Mississippi State
1981	New York Giants	Lawrence Taylor	LB	North Carolina
1980	New York Jets	Lam Jones	WR	Texas
1979	Kansas City Chiefs	Mike Bell	DE	Colorado State
1978	Kansas City Chiefs	Art Still	DE	Kentucky
1977	Dallas Cowboys	Tony Dorsett	RB	Pittsburgh
1976	Seattle Seahawks	Steve Neihaus	DT	Notre Dame
1975	Dallas Cowboys	Randy White	LB	Maryland
1974	San Diego Chargers	Bo Matthews	RB	Colorado
1973	Baltimore Colts	Bert Jones	QB	LSU
1972	Cincinnati Bengals	Sherman White	DE	California
1971	New Orleans Saints	Archie Manning	QB	Mississippi
1970	Green Bay Packers	Mike McCoy	DT	Notre Dame
1969	Atlanta Falcons	George Kunz	T	Notre Dame
1968	Cincinnati Bengals	Bob Johnson	C	Tennessee
1967	Minnesota Vikings	Clint Jones	RB	Michigan State

## TITANS BY THE PICK

Titans' draft picks, overall selections 1-32, since 1967 (picks in Round 1 unless otherwise noted):

Pick	Year	Player	Pos	School
1.	1973	John Matuszak	DE	Tampa
	1978	Earl Campbell	RB	Texas
2.	1984	Dean Steinkuhler	T	Nebraska
3.	1971	Dan Pastorini	QB	Santa Clara
	1985	Ray Childress	DE	Texas A&M
	1986	Jim Everett	QB	Purdue
	1987	Alonzo Highsmith	RB	Miami (Fla.)
	1995	Steve McNair	QB	Alcorn State
	2006	Vince Young	QB	Texas
4.	(none)			
5.	1967	George Webster	LB	Michigan State
6.	1972	Greg Sampson	DE	Stanford
	1975	Robert Brazile	LB	Jackson State
	2005	Adam Jones	CB	West Virginia
7.	(none)			
8.	1982	Mike Munchak	G	Penn State
	2011	Jake Locker	QB	Washington
9.	1983	Bruce Matthews	G	USC
10.	2013	Chance Warmack	G	Alabama
11.	1977	Morris Towns	T	Missouri
	1985	Richard Johnson	DB	Wisconsin
	2014	Taylor Lewan	T	Michigan
12.	(none)			
13.	1993	Brad Hopkins	G	Illinois
14.	1970	Doug Wilkerson	G	N.C. Central
	1973	George Amundson	RB	Iowa State
	1996	Eddie George	RB	Ohio State
15.	1969	Ron Pritchard	LB	Arizona State
	1975	Don Hardeman	RB	Texas A&M-Kingsville
	1990	Lamar Lathon	LB	Houston
	2002	Albert Haynesworth	DT	Tennessee
16.	1998	Kevin Dyson	WR	Utah
	1999	Jevon Kearse	DE	Florida
	2010	Derrick Morgan	DE	Georgia Tech
17.	(none)			
18.	1997	Kenny Holmes	DE	Miami (Fla.)
19.	2007	Michael Griffin	S	Texas
20.	1987	Haywood Jeffries	WR	North Carolina St.
	2012	Kendall Wright	WR	Baylor
21.	(none)			
22.	1988	Lorenzo White	RB	Michigan State
23.	1989	David Williams	T	Florida
24.	1967	Tom Regner	G	Notre Dame
	2008	Chris Johnson	RB	East Carolina
25.	(none)			
26.	1994	Henry Ford	DE	Arkansas
27.	(none)			
28.	2003	Andre Woolfolk	CB	Oklahoma
	1991 (Rnd 2)	Mike Dumas	DB	Indiana
29.	1984 (Rnd 2)	Doug Smith	DE	Auburn
30.	2000	Keith Bulluck	LB	Syracuse
	2009	Kenny Britt	WR	Rutgers
	1983 (Rnd 2)	Harvey Salem	T	California
31.	1967 (Rnd 2)	Bob Davis	QB	Virginia
	1970 (Rnd 2)	Lee Brooks	DT	Texas
	1979 (Rnd 2)	Mike Stensrud	DE	Iowa State
32.	(none)			

## TITANS ALL-TIME FIRST-ROUND PICKS

First-round picks in the history of the Oilers/Titans:

Year	Pick	Player	Pos.	College
2014	11	Taylor Lewan	T	Michigan
2013	10	Chance Warmack	G	Alabama
2012	20	Kendall Wright	WR	Baylor
2011	8	Jake Locker	QB	Washington
2010	16	Derrick Morgan	DE	Georgia Tech
2009	30	Kenny Britt	WR	Rutgers
2008	24	Chris Johnson	RB	East Carolina
2007	19	Michael Griffin	DB	Texas
2006	3	Vince Young	QB	Texas
2005	6	Pacman Jones	CB	West Virginia
2004		(none)		
2003	28	Andre Woolfolk	CB	Oklahoma
2002	15	Albert Haynesworth	DT	Tennessee
2001		(none)		
2000	30	Keith Bulluck	LB	Syracuse
1999	16	Jevon Kearse	DE	Florida
1998	16	Kevin Dyson	WR	Utah
1997	18	Kenny Holmes	DE	Miami (Fla.)
1996	14	Eddie George	RB	Ohio State
1995	3	Steve McNair	QB	Alcorn State
1994	26	Henry Ford	DE	Arkansas
1993	13	Brad Hopkins	T	Illinois
1992		(none)		
1991		(none)		
1990	15	Lamar Lathon	LB	Houston
1989	23	David Williams	T	Florida
1988	22	Lorenzo White	RB	Michigan State
1987	3	Alonzo Highsmith	RB	Miami (Fla.)
	20	Haywood Jeffries	WR	NC State
1986	3	Jim Everett	QB	Purdue
1985	3	Ray Childress	DE	Texas A&M
	11	Richard Johnson	DB	Wisconsin
1984	2	Dean Steinkuhler	T	Nebraska
1983	9	Bruce Matthews	G	USC
1982	8	Mike Munchak	G	Penn State
1981		(none)		
1980		(none)		
1979		(none)		
1978	1	Earl Campbell	RB	Texas
1977	11	Morris Towns	T	Missouri
1976		(none)		
1975	6	Robert Brazile	LB	Jackson State
	15	Don Hardeman	RB	Tex.A&M-Kingsville
1974		(none)		
1973	1	John Matuszak	DE	Tampa
	14	George Amundson	RB	Iowa State
1972	6	Greg Sampson	DE	Stanford
1971	3	Dan Pastorini	QB	Santa Clara
1970	14	Doug Wilkerson	G	NC Central
1969	15	Ron Pritchard	LB	Arizona State
1968		(none)		
1967	5	George Webster	LB	Michigan St.
	23	Tom Regner	G	Notre Dame
1966		Tommy Nobis	LB	Texas
1965		Lawrence Elkins	TE	Baylor
1964		Scott Appleton	DT	Texas
1963		Danny Brabham	LB	Arkansas
1962		Ray Jacobs	DT	Howard Payne
1961		Mike Ditka	TE	Pittsburgh
1960		Billy Cannon	HB	LSU



## 2014 TITANS DRAFT REVIEW

**Ruston Webster**, in his third offseason as Titans general manager, led the team's efforts to draft Michigan tackle **Taylor Lewan** with the 11th overall pick in the 2014 NFL Draft (May 8-10). The selection of Lewan was followed by the drafting of former Washington running back **Bishop Sankey** (second round), Penn State defensive lineman **DaQuan Jones** (fourth round), Wyoming defensive back **Marqueston Huff** (fourth round), Kentucky linebacker **Avery Williamson** (fifth round) and Louisiana State quarterback **Zach Mettenberger** (sixth round). All six picks remained on the 53-man roster for the duration of the 2014 season.

The Titans did not have a third-round pick in 2014 as a result of a 2013 draft-day trade that netted them the pick of wide receiver **Justin Hunter**.



### 2014 TITANS DRAFT PICKS

Rd.	Pick	Player	Pos.	College
1	11	Taylor Lewan	T	Michigan
2	54	Bishop Sankey	RB	Washington
4	112	DaQuan Jones	DL	Penn State
4	122	Marqueston Huff	DB	Wyoming
5	151	Avery Williamson	LB	Kentucky
6	178	Zach Mettenberger	QB	Louisiana State

### 2014 Titans Draft Pick Capsules (Height, Weight, College, Draft Round, Overall Pick):

#### ➤ **T TAYLOR LEWAN** (6-7, 309, Michigan, 1st round, 11th overall)

**Rookie Season:** Lewan appeared in 11 games with six starts as a rookie. He started for the first time in Week 6 after Michael Roos was lost for the season due to an injury in the previous contest. Lewan missed the final five games with an ankle injury.

**College:** In four seasons at Michigan, Lewan appeared in 50 games with 48 starts at left tackle. He started the final 41 games of his career. He was named the Big Ten Conference Offensive Lineman of the Year in 2012 and 2013. As a senior in 2013, he started all 13 games at left tackle for the third consecutive season and was named second-team *Associated Press* All-American. At the 2014 NFL Scouting Combine, he ran the 40-yard dash in 4.87 seconds, beating all other offensive linemen in his class and clocking the fourth-fastest time among offensive linemen in the last five years (2010-14).

#### ➤ **RB BISHOP SANKEY** (5-10, 209, Washington, 2nd round, 54th overall)

**Rookie Season:** Sankey played in all 16 games with nine starts as a rookie, rushing for a team-high 569 yards and two touchdowns. He added 133 yards on 18 receptions.

**College:** During his three-year career at Washington, Sankey appeared in 38 games, starting his last 25 contests. He carried the ball 644 times for 3,496 yards and 37 touchdowns, adding 567 yards and one score on 67 receptions. His 3,496 career rushing yards were the third-most in Huskies' history. As a junior, Sankey was a first-team All-Pac-12 selection, setting a school record with a career-best 1,870 rushing yards and 20 rushing scores. At the NFL Scouting Combine, he ran a 4.49-second 40-yard dash. Sankey was the first running back selected in the 2014 NFL Draft.

#### ➤ **DL DaQUAN JONES** (6-4, 322, Penn State, 4th round, 112th overall)

**Rookie Season:** Jones appeared in seven games as a rookie, including a start in the season finale. He totaled seven tackles, a sack, three quarterback pressures, two tackles for loss and a forced fumble.



The Titans' 2014 draft class (L to R): (front row) Marqueston Huff, Bishop Sankey, Avery Williamson, (back row) DaQuan Jones, Zach Mettenberger, Taylor Lewan

**College:** A leader at Penn State during a time of turmoil, Jones started 23 of 46 college games, with all of his starting assignments coming during the last two seasons. Jones finished his career with 92 tackles, adding 4.5 sacks for minus 28 yards, 15.5 stops for losses totaling 55 yards, two fumble recoveries and a pass deflection. As a senior in 2013, he started all 12 games at defensive tackle, finishing fifth on the team with a career-high 56 tackles, the most for any interior defensive lineman in the Big Ten in 2013. Jones was named first-team All-Big Ten by the league's coaches and second-team All-Conference by the media.

#### ➤ **DB MARQUESTON HUFF** (5-11, 196, Wyoming, 4th round, 122nd overall)

**Rookie Season:** Huff played in 14 games with one start at safety as a rookie. He finished second on the squad with 11 special teams tackles to go along with 14 stops on defense, a sack, an interception return for a touchdown, a quarterback pressure and a tackle for loss.

**College:** During his career at Wyoming, Huff played cornerback for his first three seasons before moving to free safety for his senior campaign. He started 35 total games and ended his career with six interceptions, tying him for 11th in school history. His career totals also included 249 total tackles, seven tackles for loss, three forced fumbles, six fumble recoveries and 16 passes defended. As a senior, he was named second-team All-Conference after posting two interceptions and leading Mountain West defensive backs with 127 tackles. At the 2014 NFL Scouting Combine, he ran a 4.49-second 40-yard dash.

#### ➤ **LB AVERY WILLIAMSON** (6-1, 246, Kentucky, 5th round, 151st overall)

**Rookie Season:** Williamson played in all 16 games with 12 starts as a rookie. Even though he did not record his first start until Week 5, he produced 107 tackles to rank third on the team and record the highest tackle total by a rookie in the "Titans era" (1999–present). He added three sacks, eight quarterback pressures, eight tackles for loss, four passes defended, two fumble recoveries and seven stops on special teams.

**College:** In a four-year career at Kentucky, Williamson played in 49 games with 21 starts. He finished his career with 296 total tackles, including double-digit tackles in 12 career contests. As a senior, he was a team captain and led the squad in tackles for the second consecutive season. His 102 tackles tied for fourth place in the SEC, and he was named All-SEC second team by *Associated Press*.

#### ➤ **QB ZACH METTENBERGER** (6-5, 224, LSU, 6th round, 178th overall)

**Rookie Season:** Mettenberger became the third quarterback in franchise history to start at least six games as a rookie, joining Dan Pastorini (eight in 1971) and Vince Young (13 in 2006). However, he was inactive for the final three contests with a shoulder injury. Mettenberger's rookie totals included 107 completions and 1,412 yards on 179 attempts. He completed eight touchdown passes with seven interceptions. Mettenberger's 83.4 passer rating was the best in franchise history among rookie quarterbacks with a minimum of one start, topping Steve McNair's 81.7 in 1995.

**College:** In three years at Louisiana State, Mettenberger played in 30 games and posted a 19-6 mark as a starting quarterback. His career numbers for the Tigers included 5,783 passing yards (sixth in LSU history), 35 touchdowns (fifth), 407 completions (sixth) and 659 attempts (seventh). He became the third player in LSU history to pass for 3,000 yards in a season in 2013 with 3,082 yards and became the only player in LSU history to have back-to-back seasons of 2,500 yards or more (2,609 yards in 2012).

## RECENT TITANS DRAFTS

### 2014

Rd.	Pick	Player	Pos.	College
1	11	Taylor Lewan	T	Michigan
2a	42	(traded to Philadelphia)		
2b	54	Bishop Sankey	RB	Washington
3	77	(traded to San Francisco)		
4a	112	DaQuan Jones	DL	Penn State
4b	122	Marqueston Huff	DB	Wyoming
5	151	Avery Williamson	LB	Kentucky
6a	178	Zach Mettenberger	QB	Louisiana State
6b	186	(traded to Washington)		
7	228	(traded to Washington)		

#### 2014 Draft Notes

- 2b and 4b were acquired in trade with Philadelphia for 2a.
- 3 Pick traded to San Francisco during 2013 draft (see 2013, 2a).
- 6a Pick acquired in trade with Washington for 6b and 7.

### 2013

Rd.	Pick	Player	Pos.	College
1	10	Chance Warmack	G	Alabama
2a	34	Justin Hunter	WR	Tennessee
2b	40	(Traded to San Francisco)		
3a	70	Blidi Wreh-Wilson	CB	Connecticut
3b	97	Zaviar Gooden	LB	Missouri
4	107	Brian Schwenke	C	California
5	142	Lavar Edwards	DE	Louisiana State
6a	176	(Traded to Minnesota)		
6b	202	Khalid Wooten	CB	Nevada
7a	216	(Traded to San Francisco)		
7b	248	Daimion Stafford	S	Nebraska

#### 2013 Draft Notes

- 2a Pick acquired in trade with San Francisco for 2b, 7a and a third-round pick in 2014.
- 6a Pick traded to Minnesota in 2012 for a seventh-round pick in 2012.
- 3b, 6b, 7b awarded as compensatory selections

### 2012

Rd.	Pick	Player	Pos.	College
1	20	Kendall Wright	WR	Baylor
2	52	Zach Brown	LB	North Carolina
3	82	Mike Martin	DT	Michigan
4	115	Coty Sensabaugh	CB	Clemson
5a	145	Taylor Thompson	TE	Southern Methodist
5b	155	(traded to Miami)		
6	190	Markelle Martin	S	Oklahoma State
7a	211	Scott Solomon	DE	Rice
7b	227	(traded to Miami)		

#### 2012 Draft Notes

- 5a Pick acquired in trade with Miami for 5b and 7b
- 7a Pick acquired in trade with Minnesota for a sixth-round choice in 2013

### 2011

Rd.	Pick	Player	Pos.	College
1	8	Jake Locker	QB	Washington
2	39	Akeem Ayers	LB	UCLA
3	77	Jurrell Casey	DT	Southern California
4a	109	Colin McCarthy	LB	Miami (Fla.)
4b	130	Jamie Harper	RB	Clemson
5	142	Karl Klug	DL	Iowa
6	175	Byron Stingily	T	Louisville
7a	212	Zach Clayton	DT	Auburn
7b	251	Tommie Campbell	DB	California (Pa.)

#### 2011 Draft Notes

- 4b, 7b awarded as compensatory selections

### 2010

Rd.	Pick	Player	Pos.	College
1	16	Derrick Morgan	DE	Georgia Tech
2	47	(Traded to New England)		
3a	77	Damian Williams	WR	Southern California
3b	97	Rennie Curran	LB	Georgia
4a	104	Alterraun Verner	CB	UCLA
4b	111	(Traded to Seattle)		
5	148	Robert Johnson	S	Utah
6a	176	Rusty Smith	QB	Florida Atlantic
6b	185	(Traded to Seattle)		
6c	207	Myron Rolle	S	Florida State
7a	222	Marc Mariani	WR	Montana
7b	241	David Howard	DT	Brown

#### 2010 Draft Notes

- 3b, 6c, 7b Awarded as compensatory selections
- 2 Pick traded to New England for 2009 third-round pick (see 2009 3a)
- 4a, 6a Acquired in trade with Seattle for RB LenDale White, DT Kevin Vickerson, 4b and 6b

### 2009

Rd.	Pick	Player	Pos.	College
1	30	Kenny Britt	WR	Rutgers
2	62	Sen'Derrick Marks	DT	Auburn
3a	89	Jared Cook	TE	South Carolina
3b	94	Ryan Mouton	CB	Hawaii
4a	130	Gerald McRath	LB	Southern Miss
4b	135	Troy Kropog	T/G	Tulane
5a	166	(Traded to Dallas)		
5b	173	Javon Ringer	RB	Michigan State
6a	203	Jason McCourty	CB	Rutgers
6b	206	Dominique Edison	WR	Stephen F. Austin
7a	239	Ryan Durand	G	Syracuse
7b	242	Nick Schommer	S	North Dakota St.

#### 2009 Draft Notes

- 4b, 5b, 6b, 7b awarded as compensatory selections
- 3a Pick acquired in trade with New England for second round pick in 2010
- 5a Pick traded to Dallas (see 2008 4c)

### 2008

Rd.	Pick	Player	Pos.	College
1	24	Chris Johnson	RB	East Carolina
2	54	Jason Jones	DT	Eastern Michigan
3	85	Craig Stevens	TE	California
4a	103	William Hayes	DE	Winston-Salem St.
4b	124	(Traded to Washington)		
4c	126	Lavelle Hawkins	WR	California
4d	134	Stanford Keglar	LB	Purdue
5	157	(Traded to Washington)		
6	189	(Traded to Seattle)		
7	229	Cary Williams	CB	Washburn

#### 2008 Draft Notes

- 4d Awarded as compensatory selection
- 4a Pick acquired in trade with Washington for fourth round pick (#124 overall) and fifth round pick (#157 overall)
- 4b Traded to Washington (see 4a)
- 4c Pick acquired in trade with Dallas for Pacman Jones
- 5 Traded to Washington (see 4a)
- 6 Traded to Seattle for Bryce Fisher

### 2007

Rd.	Pick	Player	Pos.	College
1	19	Michael Griffin	S	Texas
2	50	Chris Henry	RB	Arizona
3	80	Paul Williams	WR	Fresno State
4a	115	Leroy Harris	G/C	N.C. State
4b	128	Chris Davis	WR	Florida State
5	152	Antonio Johnson	DT	Mississippi State
6a	188	Joel Filani	WR	Texas Tech
6b	204	Jacob Ford	DE	Central Arkansas
6c	206	Ryan Smith	CB	Florida
7	223	Mike Otto	T	Purdue

#### 2007 Draft Notes

- 4b Pick acquired in trade with Baltimore for Steve McNair in 2006
- 6b Pick acquired in trade with San Diego for Billy Volek in 2006
- 6c Pick acquired in trade with Indianapolis for seventh round pick (#238 overall) in 2006. That selection was originally obtained from Indianapolis for Rocky Calmus.

### 2006

Rd.	Pick	Player	Pos.	College
1	3	Vince Young	QB	Texas
2a	39	(Traded to Philadelphia)		
2b	45	LenDale White	RB	Southern California
3	70	(Traded to Buffalo)		
4a	102	Calvin Lowry	S	Penn State
4b	116	Stephen Tulloch	LB	NC State
5a	137	Terna Nande	LB	Miami (Ohio)
5b	169	Jesse Mahelona	DT	Tennessee
6	172	Jonathan Orr	WR	Wisconsin
7a	215	Cortland Finnegan	CB	Samford
7b	238	(Traded to Indianapolis)		
7c	245	Spencer Toone	LB	Utah
7d	246	Quinton Ganther	RB	Utah

#### 2006 Draft Notes

- 5b, 7c and 7d were awarded as compensatory selections
- 2a Pick traded to Philadelphia (see 2b)
- 2b Pick acquired from Philadelphia along with 2006 fourth round pick (116 overall) for the Titans second round pick (39 overall)
- 3 Pick traded to Buffalo for RB Travis Henry in 2005
- 7b Pick acquired from Indianapolis for LB Rocky Calmus in 2005 and traded back to Indianapolis for sixth round selection in 2007

### 2005

Rd.	Pick	Player	Pos.	College
1	6	Adam Jones	CB	West Virginia
2a	37	(Traded to Detroit)		
2b	41	Michael Roos	T	Eastern Wash.
3a	68	Courtney Roby	WR	Indiana
3b	96	Brandon Jones	WR	Oklahoma
4a	108	Vincent Fuller	S	Virginia Tech
4b	113	David Stewart	T	Mississippi St.
4c	136	Roydell Williams	WR	Tulane
5a	142	Damien Nash	RB	Missouri
5b	150	Daniel Loper	T	Texas Tech
6	179	Bo Scaife	TE	Texas
7	218	Reynaldo Hill	CB	Florida

#### 2005 Draft Notes

- 3b and 4c were awarded as compensatory selections
- 2a Pick traded to Detroit (see 2b)
- 2b Pick acquired from Detroit along with 2005 fourth round pick (113 overall) for the Titans second round pick (37 overall)
- 4 Pick acquired from Detroit (see 2b)
- 5b Pick acquired from Kansas City for DE Carlos Hall



## HEAD COACH KEN WHISENHUNT

[Click For Complete Online Bio](#)

**Ken Whisenhunt** was named the 17th head coach in franchise history on Jan. 13, 2014.

Whisenhunt arrived in Tennessee at the age of 51 with 17 seasons of NFL coaching experience, including six years (2007-12) as head coach of the Arizona Cardinals. As head coach for the Cardinals, he won a franchise-record 49 games, including an appearance in Super Bowl XLIII after a team-record 12-win season in 2008.

In 2013, Whisenhunt served as offensive coordinator for the San Diego Chargers. In his only season in San Diego, he led the NFL's fifth-ranked offense (393.3 yards per game) and the league's top offense on third down (49.0 percent). The Chargers ranked fourth in passing offense (270.5 yards per game), as quarterback **Philip Rivers** matched the highest passer rating of his career (105.5) and placed fourth in the NFL among all passers. For his efforts, Whisenhunt was named Professional Football Writers of America's 2013 Assistant Coach of the Year.

Through his career, Whisenhunt has been associated with prolific offenses and top-flight quarterbacks. From 2001 through 2006, he was with the Pittsburgh Steelers, the first three years as tight ends coach and the final three as offensive coordinator. In each of his years as Steelers offensive coordinator, the team ranked in the top 10 in rushing offense, including placing second in 2004, when the team averaged 154 rushing yards per game with rookie **Ben Roethlisberger** at quarterback.

In 2005, the Steelers defeated the Seattle Seahawks in Super Bowl XL. That season, Whisenhunt helped the team rank first in the NFL in passing yards per attempt (8.2), fifth in rushing yards per contest (138.9), fifth in red zone efficiency (60.7 touchdown percentage) and first in goal-to-go efficiency (88.9 touchdown percentage).

Whisenhunt took over as head coach in Arizona in 2007 and led the Cardinals to back-to-back NFC West titles in 2008 (9-7 record) and 2009 (10-6). The 2008 team fielded the fourth best offense in the NFL, won the franchise's first NFC Championship, and clinched the club's first Super Bowl berth. The 2008 squad also set the team record and placed third in the NFL with 427 points scored.

When Whisenhunt arrived in Arizona, he began working with **Kurt Warner** and guided the quarterback to some of the best years of his career. In the three years they were together, Warner passed for 11,753 yards (fifth in the NFL during that span) and 83 touchdowns (tied for fourth).

Wide receiver **Larry Fitzgerald** earned Pro Bowl selections in each of the six seasons Whisenhunt was in Arizona. Over those six seasons, Fitzgerald was sixth in the NFL in receptions (534), seventh in receiving yards (7,278) and third in touchdown receptions (53).

For his career at Arizona, Whisenhunt posted a 49-53 record, which included a 4-2 postseason mark and a 7-2 record in overtime contests.

Whisenhunt entered the NFL coaching ranks in 1997 as the tight ends coach for the Baltimore Ravens. He stayed in Baltimore for two seasons before spending one campaign (1999) with the Cleveland Browns as special teams coach and one year (2000) with the New York Jets as tight ends



coach. He began his coaching career as the special teams/tight ends coach at Vanderbilt University in 1995 and 1996.

Whisenhunt primarily played tight end as a walk-on at Georgia Tech from 1980-84 and earned All-ACC honors as a senior. He was selected by the Atlanta Falcons in the 12th round of the 1985 NFL Draft and went on to play nine NFL seasons, including four with the Falcons (1985-88), two with the Washington Redskins (1989-90) and three with the New York Jets (1991-93). He played in 74 games during his career and caught 62 passes for 601 yards and six touchdowns.

A native of Augusta, Ga., Whisenhunt and his wife, Alice, have a son, Kenneth, and a daughter, Mary Ashley.

### Ken Whisenhunt Tidbits:

- The Augusta, Ga., native worked the 18th hole manual scoreboard as a teenager at the Masters golf tournament. He has played the course on a number of occasions, including a round in May 2008, when he shot an even-par 72 that included an eagle on the par-4 11th hole.
- Whisenhunt once contemplated a career in professional golf, and after retiring as a player in 1993, he spent a year away from football and played golf extensively, including competing in the 1994 U.S. Mid-Amateur at the Hazeltine National Golf Club in Chaska, Minn. Whisenhunt's best career score is a 65 and he has made two holes in one during his lifetime.
- Whisenhunt holds a civil engineering degree from Georgia Tech.
- He became the first five-time football letterman in Georgia Tech history (1980-84). He played a number of positions, including quarterback and wide receiver, before settling at tight end.
- He is credited with a leading role in one of the great moments in Georgia Tech history. As a walk-on, third-string freshman quarterback in 1980, he came off the bench following injuries to the starter and backup to help the Yellow Jackets to a 3-3 tie against top-ranked Notre Dame.
- Whisenhunt's father, brother and father-in-law all served in the United States Air Force.
- Whisenhunt spent part of the 2011 offseason on an NFL-USO tour to the Persian Gulf. The trip included stops in Kuwait, Tikrit and Baghdad. Whisenhunt, Gary Kubiak, Jim E. Mora and Jim L. Mora spent extensive time together visiting the troops, took an aerial tour of Baghdad in a Blackhawk helicopter, and experienced a mock combat landing in a C-130 airplane.
- Whisenhunt was involved in scouting as a youth and obtained the rank of Eagle Scout.

### Quotes on Ken Whisenhunt:

**Titans President/CEO Tommy Smith** (Jan. 13, 2014): "This is a big day for this franchise. Ken is a well-respected coach in this league and I am looking forward to seeing his vision become reality for this team. He has a history of building successful offenses and took Arizona to a Super Bowl as a head coach. We all share a common goal for this team and that is to build a consistent winner. I want to thank Ruston for his hard work in the process and the quality candidates that he brought in for interviews."

### TENNESSEE TITANS 2014 COACHING STAFF

<b>Ken Whisenhunt</b>	Head Coach
<b>Ray Horton</b>	Defensive Coordinator
<b>Jason Michael</b>	Offensive Coordinator
<b>Bob Bostad</b>	Offensive Line
<b>Steve Brown</b>	Asst. Secondary
<b>Louie Cioffi</b>	Defensive Backs
<b>Sylvester Croom</b>	Running Backs
<b>Nick Eason</b>	Asst. Defensive Line
<b>Steve Hoffman</b>	Asst. Special Teams
<b>Shawn Jefferson</b>	Wide Receivers
<b>Nate Kaczor</b>	Special Teams
<b>Cannon Matthews</b>	Defensive Quality Control
<b>John McNulty</b>	Quarterbacks
<b>Mike Mularkey</b>	Tight Ends
<b>Kevin Patullo</b>	Asst. Wide Receivers
<b>Arthur Smith</b>	Offensive Asst./Tight Ends
<b>Giff Smith</b>	Defensive Line
<b>Lou Spanos</b>	Linebackers
<b>Luke Steckel</b>	Offensive Assistant
<b>Mike Sullivan</b>	Assistant Offensive Line
<b>Steve Watterson</b>	Strength & Conditioning



**General manager Ruston Webster** (Jan. 13, 2014): "I have a lot of respect for Ken as a coach and as an offensive mind. The traits that stand out to me when identifying him as our next coach – he is intelligent, has a track record with quality offenses and head coaching success. I really enjoyed our meeting on Friday night in San Diego and we share similar philosophies about the game. Additionally, we have several mutual colleagues that have spoken highly to me about Ken both as a coach and as a person. I am excited about Ken joining us and the future of the Titans."

**Former Cardinals QB Kurt Warner** (Jan. 14, 2014): "I thought he did a great job with us at Arizona. He brought honesty, integrity and consistency in his approach. It was enormous for us because we hadn't won. He convinced us that we could win, that he had a plan and it will work. His biggest challenge was to convince us that we could do it. I consider him a players' coach and I say that in a good way. He listens to players and takes their input. Now he may not always do what the players want if he doesn't believe in it, but he has an open door. He also had a good pulse on the team and what we needed. His style also gave us ownership in the process, knowing that our voice could be heard, which was huge for us. It also helped the leaders on the team solidify those roles knowing we could have an impact with the coach. It helped the leaders be leaders. Offensively, what I loved about him was his flexibility. When he got to Arizona, his background in Pittsburgh was mostly two back/two tight end offense. But that wasn't how we were built in Arizona. He was flexible to ideas and learned how I saw the game and fit the offense to what we had. We were able to develop an offense that was one of the best in the NFL and that input from those in the offense gave them an ownership and buy-in that helped us as well. You saw that in San Diego too. He was multiple in what he did there and was flexible to cater to what they had on the roster. I think he has grown a great deal in the last five or six years in his offensive approach and you see the success he has had. I appreciate his consistency, especially when you see coaches change because of success or struggles. He is a man of integrity and never wavered from that. He says what he is going to do and follows through on that. As players, sometimes you might not agree with it, but you know where he stands and you can battle for guys like that."



**Former Steelers Head Coach/Current NFL on CBS Analyst Bill Cowher** (Jan. 14, 2014): "He spent time with us (at the Steelers) as both a tight ends coach and offensive coordinator and he works great with players. He played the game and he was respected by the players for his knowledge. He also was innovative and creative but always sound in what he did. He would put players in a position to be successful and get the most out of them. It is important in the NFL to be able to create those situations for success, because the challenges change on a weekly basis. I think it is a great hire by Tennessee. You look at what he did in Arizona and when he had stability at the quarterback position, he was very good. He will get the most out of the talent that they have there. I wish him nothing but the best."

**Former Steelers RB Jerome Bettis** (Jan. 14, 2014): "First and foremost, Ken believes in old-fashion football. When you look at the playoffs this year and you see the teams that are having success, they have the ability to run the football. The running game wins games and wins championships. Ken understands this. He also believes that a strong defense is a critical component to any championship team, it isn't just about the offense. I believe he is a great hire. He is going to breathe life back into the running game, whether CJ is there or not, because he will find a way to run it. That franchise has a proud history of running the football and being in the playoffs and Ken will bring those things back to Nashville."

## KEN WHISENHUNT AT A GLANCE

- **Regular season record:** 47-65 (.420)
- **Postseason record:** 4-2 (.667)
- **Overall record:** 51-67 (.432)
- **Regular season home record:** 31-25
- **Regular season road record:** 16-40
- **Year as Titans head coach:** 1
- **Year as NFL head coach:** 7

### Ken Whisenhunt's Career Coaching Ledger:

Years	Team	Position
2014	Tennessee Titans	Head Coach
2013	San Diego Chargers	Offensive Coordinator
2007-12	Arizona Cardinals	Head Coach
2004-06	Pittsburgh Steelers	Offensive Coordinator
2001-03	Pittsburgh Steelers	Tight Ends
2000	New York Jets	Tight Ends
1999	Cleveland Browns	Special Teams
1997-98	Baltimore Ravens	Tight Ends
1995-96	Vanderbilt University	Special Teams & Tight Ends

### Ken Whisenhunt's Career Playing Ledger:

Years	Team	Position
1991-93	New York Jets	Tight End
1989-90	Washington Redskins	Tight End
1985-88	Atlanta Falcons	Tight End
1980-84	Georgia Tech	Tight End/H-Back

## TITANS/OILERS HEAD COACH HISTORY

COACH	YEARS	WON	LOST	TIED	PCT.
Lou Rymkus	1960-61	12	7	1	.625
Wally Lemm	1961, 1966-70	38	40	4	.487
Frank "Pop" Ivy	1962-63	17	12	0	.586
Sammy Baugh	1964	4	10	0	.285
Hugh "Bones" Taylor	1965	4	10	0	.285
Ed Hughes	1971	4	9	1	.321
Bill Peterson	1972-73	1	18	0	.052
Sid Gillman	1973-74	8	15	0	.347
O.A. "Bum" Phillips	1975-80	59	38	0	.608
Ed Biles	1981-83	8	23	0	.258
Chuck Studley	1983	2	8	0	.200
Hugh Campbell	1984-85	8	22	0	.266
Jerry Glanville	1985-89	35	35	0	.500
Jack Pardee	1990-94	44	35	0	.556
Jeff Fisher	1994-2010	147	126	0	.538
Mike Munchak	2011-13	22	26	0	.458
<b>Ken Whisenhunt</b>	<b>2014</b>	<b>2</b>	<b>14</b>	<b>0</b>	<b>.125</b>

*Records include postseason*



## WHISENHUNT OFF-THE-FIELD

**HOBBIES:** Golf, reading

**LAST BOOK READ (& AUTHOR):** The Target by David Baldacci

**FAVORITE MOVIE:** For the Love of the Game

**FAVORITE FOOD:** Buffalo wings

**FAVORITE VACATION SPOT:** Lake Burton, GA

**BEST FOOTBALL NICKNAME:** Sunshine

**FAVORITE COLLEGE TOWN:** Atlanta

**WHICH NFL TEAM DID YOU FOLLOW AS A CHILD:** Dallas Cowboys

**FAVORITE ATHLETE AS A CHILD:** Bruce Jenner

**FAVORITE STADIUM OTHER THAN YOUR OWN, AND WHY:** Ford Field, because we won the Super Bowl there (as offensive coordinator with Pittsburgh Steelers)

**FAVORITE SPORTS UNIFORM OTHER THAN YOUR OWN:** New York Yankees

**FAVORITE OTHER SPORT:** Golf

**PERSON YOU'D MOST LIKE TO MEET:** Kurt Russell

**PERSON WHO INFLUENCED YOU THE MOST:** My father, Henry

**BEST ADVICE EVER RECEIVED:** To walk-on at Georgia Tech from my high school coach, Tommy Way

**PLAYER (FORMER OR CURRENT) WHO'D MAKE A GREAT HEAD COACH:** Philip Rivers

**GREATEST OVERACHIEVER YOU'VE EVER COACHED:** Matt Cushing

**BEST PURE ATHLETE YOU'VE COACHED:** Eric Green

**TOUGHEST PLAYER YOU'VE EVER COACHED:** Larry Fitzgerald

**MOST INSPIRATIONAL PLAYER YOU'VE EVER COACHED:** Kurt Warner

**FUNNIEST PLAYER YOU'VE EVER COACHED, AND WHY:** Jerome Bettis, because of his great sense of humor

**TOUGHEST GAME YOU'VE EVER COMPETED IN, AS A COACH OR PLAYER:** As a player, the Monday Night Football game at Buffalo the week after Dennis Byrd was paralyzed

**LOUDEST CROWD OF YOUR FOOTBALL CAREER, HOME OR AWAY:** Kingdome

**MOST KNOWLEDGEABLE FOOTBALL WRITER YOU'VE EVER MET:** Furman Bisher

**WHO HAS THE HARDEST JOB IN FOOTBALL:** Quarterback and cornerback

**MOST MEMORABLE FOOTBALL MOMENT:** Winning the NFC Championship Game in Arizona

**MOST EMBARRASSING FOOTBALL MOMENT:** Trying to get the football back from the official after my first career touchdown

**ONE THING YOU'D CHANGE ABOUT NFL FOOTBALL:** West Coast teams traveling east should always get a 4:00 PM kickoff

**ONE THING THAT SHOULD NEVER CHANGE ABOUT NFL FOOTBALL:** Interaction between fans and players

**IF YOU WEREN'T COACHING, WHAT WOULD YOU BE DOING:** Engineer

**ANY TRENDS YOU SEE DEVELOPING IN THE NFL IN 2014:** More teams going to no huddle/hurry up offense

## WHISENHUNT'S 2015 COACHING STAFF

### DICK LEBEAU ASST. HEAD COACH/DEFENSE

[Click For Complete Online Bio](#)

- LeBeau joins the Titans in 2015. He arrives with 56 years of NFL experience as a player and coach.
- He was inducted into the Pro Football Hall of Fame in 2010 for his 14-year playing career as a cornerback for the Detroit Lions.
- He joined the Titans after 11 years as the defensive coordinator for the Pittsburgh Steelers. It was his second stint with Pittsburgh, after spending time there as an assistant coach from 1992-96, including defensive coordinator from 1995-96. In his 13 seasons as the Steelers defensive coordinator, the team finished among the top-five in total defense 10 times and was number one overall five times. Also in those 13 seasons, Pittsburgh won four AFC Championships, two Super Bowls and advanced to the playoffs on nine occasions.
- LeBeau is considered the architect of the "zone blitz" scheme.
- LeBeau spent 18 total seasons with the Cincinnati Bengals (1980-91 and 1997-2002). He initially joined the Bengals as a defensive backs coach and then defensive coordinator. He rejoined the team in 1997 as assistant head coach/defensive coordinator and was elevated to head coach for three seasons (2000-02).
- He also spent one season as the assistant head coach for the Buffalo Bills in 2003, and the Bills defense ranked second in the NFL for total yards allowed.
- LeBeau started his coaching career as the special teams coach for the Philadelphia Eagles from 1973-1975. He went on to Green Bay, where he was the defensive backs coach for four years (1976-79).



### RAY HORTON DEFENSIVE COORDINATOR

[Click For Complete Online Bio](#)

- Horton has 21 previous years of NFL coaching experience, including three seasons as defensive coordinator. He joined the Titans in 2014.
- In 2013, Horton was the defensive coordinator for the Cleveland Browns, who ranked ninth in the NFL in yards allowed and ninth in passing defense.
- As a player and a coach, he has participated in a total of five Super Bowls.
- Horton spent two seasons (2011-12) as the defensive coordinator for the Arizona Cardinals under current Titans head coach Ken Whisenhunt. He took over a group that ranked 29th in total defense and improved to 18th in 2011 and 12th in 2012. His defense was the NFL's best in third-down percentage in 2011 and second-best in 2012. The 2012 unit also led the NFL in opponent passer rating (71.2), ranked second in interceptions (22), third in red zone defense (44.4%), fifth in takeaways (33) and fifth in passing yards allowed (200.8 yards/game).
- Prior to joining the Cardinals, Horton spent seven total seasons as the assistant defensive backs coach (2004-06) and defensive backs coach (2007-10) for the Pittsburgh Steelers. He notched two seasons as the secondary coach with the Detroit Lions (2002-03) and five total seasons with the Cincinnati Bengals as secondary coach (1997-00) and safeties coach (2001). He entered the coaching ranks as a defensive assistant (1994) and assistant defensive backs coach (1995-96) for the Washington Redskins.
- As a player, the University of Washington product played in 147 games and notched 19 interceptions as a safety with the Bengals (1983-88) and Dallas Cowboys (1989-92).



### JASON MICHAEL OFFENSIVE COORDINATOR

[Click For Complete Online Bio](#)

- Michael has 11 years of coaching experience, including eight seasons in the NFL and joined the Titans after spending three seasons (2011-13) as the tight ends coach for the San Diego Chargers.
- While working with the tight ends in San Diego, he guided Antonio Gates to the fourth most receptions (190) among NFL tight ends over that time period, and second-year tight end Ladarius Green posted 22.1-yards per catch.
- Prior to joining the Chargers, he spent two seasons (2009-10) with the San Francisco 49ers as an offensive assistant and then quarterbacks coach.



## WHISENHUNT'S 2015 COACHING STAFF

- Michael entered the NFL ranks in 2005 as a quality control coach for the Oakland Raiders. In 2006, he became an offensive quality control coach for the New York Jets and was promoted to tight ends coach for the Jets in 2007.
- Michael began his coaching career in 2003, as a graduate assistant for the University of Tennessee, where he assisted with the secondary and special teams for two seasons. He later returned in Knoxville to coach the tight ends in 2008, in Phillip Fulmer's final season.
- As a senior, Michael quarterbacked Western Kentucky to the 2002 NCAA I-AA championship with a 34-14 win over McNeese State and was named the school's Male Athlete of the Year in 2003.

### STEVE WATTERSON STRENGTH & CONDITIONING

[Click For Complete Online Bio](#)

- Watterson enters his 30th season with the Titans (1986-2015). He has been instrumental in helping to develop and implement various strength and conditioning programs with the Titans and directs the club's successful offseason conditioning program.
- In 2010, he became the first NFL head strength and conditioning coach to earn his 'Art of Strength' Kettlebell Instructor Certification during the 'A.O.S.' seminar held at Punch Gym in Franklin, Tenn. He and his assistant, Jason Novak, became the first tandem of 'A.O.S.' certified instructors in professional sports.
- In 2008, he was elected to the Alliance for Natural Health's Scientific Advisory Board.
- In 2002, Watterson was awarded the President's Award from the Professional Football Strength and Coaches Society for his contributions to the field of strength and conditioning.
- In 1992, he was named Professional Strength and Conditioning Coach of the Year.



### BOB BOSTAD OFFENSIVE LINE

[Click For Complete Online Bio](#)

- Bostad has 25 years of coaching experience. Prior to joining the Titans in 2014, he spent two years as the offensive line coach for the Tampa Bay Buccaneers.
- In his first season with Tampa Bay, G Davin Joseph earned a Pro Bowl selection, rookie RB Doug Martin rushed for 1,454 yards and the offense allowed only 26 sacks, which were the third fewest allowed in the NFL.
- Prior to his time with the Buccaneers, he spent six seasons (2006-11) at the University of Wisconsin. In his first two seasons (2006-07), he coached tight ends and in his final four campaigns (2008-11), he coached the offensive line. He annually guided one of the nation's best rushing attacks and in each of his final two seasons, the Badgers totaled 3,000 rushing yards on their way to two Big Ten titles.
- Prior to Wisconsin, Bostad spent six seasons (1999-2005) with New Mexico as the offensive line coach.
- Bostad spent two seasons (1997-98) at San Jose State as offensive line coach and was elevated to co-offensive coordinator in his final year. He also had stops at Cal State Northridge (1995-96) and the University of Minnesota (1992-94).
- Bostad was a four-year starter at linebacker for the University of Wisconsin – Stevens Point and started his coaching career there as the offensive line coach from 1990-91.



### STEVE BROWN ASSISTANT SECONDARY

[Click For Complete Online Bio](#)

- Brown enters his fourth season as the Titans assistant secondary coach after rejoining the organization. He played his entire eight-year career (1983-90) as a cornerback for the Houston Oilers.
- He came to the Titans after nine years with the University of Kentucky, including five seasons as defensive coordinator (2007-2010). In 2011, he was the co-defensive coordinator/defensive backs coach for the Wildcats. He originally joined the Kentucky staff in 2003, as the defensive backs coach and served in that role for four campaigns.
- Brown spent six seasons (1995-00) with the St. Louis Rams and earned



a Super Bowl Championship during the 1999 season. His final three seasons with the Rams were as secondary coach. He entered the coaching ranks with the Rams as a defensive assistant in 1995 and was promoted to work with the cornerbacks from 1996-97.

- Brown was drafted in the third round of the 1983 NFL Draft from the University of Oregon, where he earned All-PAC 10 accolades as a senior.

### LOUIE CIOFFI SECONDARY

[Click For Complete Online Bio](#)

- Cioffi, who joined the Titans in 2014, has 19 years of NFL coaching experience.
- In 2013, he was the defensive backs coach for the Cleveland Browns. Under his guidance, cornerback Joe Haden and safety T.J. Ward earned their first Pro Bowl selections.
- He spent two seasons as the defensive backs coach for the Arizona Cardinals. The 2012 defense led the NFL in passer rating allowed (71.2), ranked second in interceptions (22) and fifth in passing yards allowed. Cornerback Patrick Peterson tallied seven interceptions and earned his first Pro Bowl selection in 2012.
- Prior to joining the Cardinals, Cioffi spent 14 seasons with the Cincinnati Bengals. He logged six seasons (1997-2002) as a defensive assistant and eight years (2003-10) as assistant defensive backs coach.
- Cioffi attended SUNY-Stony Brook and began his coaching career in 1993 as a staff assistant with the New York Jets. After two seasons at the Jets, he coached wide receivers for C.W. Post University.



### SYLVESTER CROOM RUNNING BACKS

[Click For Complete Online Bio](#)

- Croom enters his third season as the Titans running backs coach. He has 23 years of NFL coaching experience, including 2012 with the Jacksonville Jaguars as the running backs coach.
- Prior to his time in Jacksonville, he spent three seasons (2009-11) with the St. Louis Rams and guided Steven Jackson to 3,802 rushing yards and two Pro Bowl selections during their three years together.
- Croom was the head coach at Mississippi State from 2004-2008 becoming the first African-American head football coach in SEC history. The high point of his tenure with the Bulldogs was the 2007 season, as the Bulldogs posted an 8-5 record and a Liberty Bowl victory.
- He was the offensive coordinator for the Detroit Lions from 1997-2000. While guiding the Lions offense, Barry Sanders posted 2,053 rushing yards in 1997.
- He also had stints as the running back coach at Green Bay (2001-03), San Diego (1992-96), Indianapolis (1991) and Tampa Bay (1987-90).
- A native of Tuscaloosa, Ala., Croom was an offensive lineman at the University of Alabama and played one season for the New Orleans Saints.



### NICK EASON ASSISTANT DEFENSIVE LINE

[Click For Complete Online Bio](#)

- Eason enters his second season as the Titans assistant defensive line coach.
- In 2013, he was an intern coach and assisted the defensive staff for the Cleveland Browns.
- Eason had a 10-year NFL career as a defensive lineman for the Browns, Pittsburgh Steelers and Arizona Cardinals. He played in 117 games during his career and registered seven sacks.
- He finished his NFL career playing two seasons (2011-12) for the Cardinals. He appeared in 32 games for the Cardinals and registered two sacks. He also played four seasons (2007-10) with the Pittsburgh Steelers and played in 55 games, including two Super Bowls - winning Super Bowl XLIII and losing Super Bowl XLV.
- Eason originally was a fourth-round selection by the Denver Broncos in the 2003 NFL Draft. He played college football at Clemson and appeared in 47 games with 35 starts for the Tigers, recording 15 sacks and 30 tackles for loss.





## WHISENHUNT'S 2015 COACHING STAFF

### STEVE HOFFMAN ASSISTANT SPECIAL TEAMS

[Click For Complete Online Bio](#)

- Hoffman enters his third season with the Titans as assistant special teams coach. He has 25 years of NFL coaching experience, including stops at Oakland (2012), Kansas City (2009-2011), Miami (2007-08), Atlanta (2006) and Dallas (1989-04).
- In 2012, with Hoffman serving as the special teams coach for the Oakland Raiders, kicker Sebastian Janikowski posted the best field goal percentage of his career (91.2%, 31/34) and was a perfect 25/25 for kicks inside of 50 yards.
- The three previous years (2009-11), Hoffman was the special teams coach for the Kansas City Chiefs.
- Hoffman entered the NFL as a kicking coach for the Dallas Cowboys in 1989, a position he would hold for 16 seasons while contributing to three Super Bowl titles. He also doubled as a quality control assistant for the offensive and defensive staffs during his tenure with the Cowboys.
- He spent two seasons as an assistant special teams coach for the Miami Dolphins and a season in the same role for the Atlanta Falcons.
- Hoffman started in the coaching ranks with the University of Miami as the Kicking Coach from 1985-88.
- He played quarterback, running back, wide receiver and handled kicking and punting duties during his collegiate career at Dickinson College.



### SHAWN JEFFERSON WIDE RECEIVERS

[Click For Complete Online Bio](#)

- Jefferson enters his third season with the Titans as wide receivers coach.
- Prior to arriving in Tennessee, he spent eight seasons with the Detroit Lions, the last five as the wide receivers coach. In his five years with Calvin Johnson, no player in the NFL had more receiving yards (7,080) or receiving touchdowns (50) than Johnson. In 2012, Johnson set the NFL mark for receiving yards in a season with 1,964 and earned his third Pro Bowl selection.
- He originally joined the Lions in 2005 as a coaching assistant. He was promoted to offensive assistant in 2006 and assistant wide receivers coach in 2007.
- A 13-year NFL veteran, Jefferson played for four teams (San Diego, New England, Atlanta, Detroit), totaled 7,023 receiving yards, and played in two Super Bowls. Jefferson was originally a ninth-round selection of the Houston Oilers in 1991 after playing his college football at Central Florida.



### NATE KACZOR SPECIAL TEAMS

[Click For Complete Online Bio](#)

- Kaczor enters his fourth season with the Titans and his third campaign as the club's special teams coach. He joined the Titans staff in 2012 as the assistant offensive line coach.
- He spent four seasons (2008-11) with the Jacksonville Jaguars as the assistant special teams coach. While in Jacksonville, the Jaguars fielded some of the most consistent special teams units in the NFL. Montell Owens was selected as the AFC special teams player for the Pro Bowl in both 2010 and 2011 and the units ranked in the top 10 in a number of categories.
- Prior to joining the NFL coaching ranks, Kaczor spent 17 years coaching in college. He spent two years at Louisiana-Monroe as co-offensive coordinator (2007) and tight ends coach (2006).
- He served two seasons (2004-05) as co-offensive coordinator/tight ends coach at Idaho and the offensive coordinator/quarterbacks coach at Nebraska-Kearney from 2000-03.
- Kaczor began his coaching career at his alma mater, Utah State, in 1991. He would spend nine seasons as an assistant coach for the Aggies as the team won three conference championships and played in two bowl games. As a player at Utah State, Kaczor was a center who was a team captain and earned all-conference honors in 1989.



### CANNON MATTHEWS DEFENSIVE QUALITY CONTROL

[Click For Complete Online Bio](#)

- Matthews joined the Titans in 2014 after spending one season with the Cleveland Browns as a defensive coaching intern.
- In 2012, Matthews was the running backs coach at Kentucky Christian University.
- He also has four years of experience with the Buffalo Bills as a coaching assistant – defense and special teams from 2008-09 and offense from 2010-11.
- He started in the pro ranks as a personnel intern for the Arena League's Arizona Rattlers.



### JOHN McNULTY QUARTERBACKS

[Click For Complete Online Bio](#)

- McNulty has 24 years of coaching experience, including 12 years in the NFL. He joined the Titans in 2014 after one season as the quarterbacks coach for the Tampa Bay Buccaneers.
- In 2013, he guided Buccaneers rookie quarterback Mike Glennon to the top passer rating (82.0) among rookies and was named to the Pro Football Writers of America All-Rookie team.
- He spent four seasons on Ken Whisenhunt's staff in Arizona, three years (2009-11) as wide receivers coach and one year (2012) as quarterbacks coach.
- Before entering the NFL ranks, McNulty spent five seasons (2004-08) with Rutgers in a variety of capacities. He joined the staff as the wide receivers coach for two seasons, was elevated to assistant offensive coordinator/quarterbacks for one season and offensive coordinator/quarterbacks coach for his final two campaigns.
- His first NFL coaching position came in 1998 with the Jacksonville Jaguars as their quality control coach until 2002. He then spent one season as the wide receivers coach for the Dallas Cowboys in 2003.
- He entered coaching in 1991 as a graduate assistant for the University of Michigan. He spent three seasons with the Wolverines and then coached wide receivers for three seasons at the University of Connecticut.
- Raised in Pennsylvania, he played safety for Penn State (1988-90).



### MIKE MULARKEY ASST. HEAD COACH/TIGHT ENDS

[Click For Complete Online Bio](#)

- Mularkey has 20 years of NFL coaching experience, including three seasons as a head coach. He joined the Titans in 2014 as tight ends coach and was elevated to assistant head coach in 2015.
- He spent 2012 as head coach of the Jacksonville Jaguars.
- Prior to becoming head coach for the Jaguars, Mularkey spent four seasons as the offensive coordinator for the Atlanta Falcons. While in Atlanta, the team amassed a 43-21 record. In three of the four seasons, the offense produced a 1,000-yard rusher, 1,000-yard receiver and a 3,000-yard passer in the same campaign.
- With the Miami Dolphins, he was offensive coordinator under Nick Saban in 2006 and tight ends coach in 2007 under Cam Cameron.
- Mularkey spent two seasons (2004-05) as head coach for the Buffalo Bills and posted a 14-18 record. In his first season with the Bills, the team finished 9-7 to post their only winning season over the last decade.
- From 1996-2003, Mularkey spent eight seasons with the Pittsburgh Steelers. His first five seasons were as tight ends coach and the final three were as offensive coordinator.
- He entered the coaching ranks as an offensive line coach for Concordia College in 1993 and then joined the Tampa Bay Buccaneers as a quality control coach in 1994 and tight ends coach in 1995.
- Mularkey was a ninth-round selection in 1983 from the University of Florida. He played 114 games in nine seasons with the Minnesota Vikings and Pittsburgh Steelers and totaled 102 receptions and 1,222 career yards.




## WHISENHUNT'S 2015 COACHING STAFF

### ARTHUR SMITH OFFENSIVE ASSISTANT/TIGHT ENDS

[Click For Complete Online Bio](#)

- Smith enters his fifth season on the Titans staff. His first year was as a defensive assistant/quality control coach, and from 2012–2013 he served as the offensive assistant/quality control coach.
- In 2010, he worked at Ole Miss as an administrative assistant/defensive intern and worked primarily with the linebackers.
- He spent two years (2007-08) working for the Washington Redskins. He worked two years as defensive quality control coach after joining the organization as a college scouting assistant.
- The Memphis, Tenn., native graduated from North Carolina and played offensive line before joining the coaching staff for one season (2006) as a graduate assistant.



### GIFF SMITH DEFENSIVE LINE

[Click For Complete Online Bio](#)


- Smith enters his second season with the Titans in 2015. He has 23 years of coaching experience, including three seasons (2010-12) as the defensive line coach for the Buffalo Bills.
- Smith spent 19 years in the college ranks, including six seasons (2004-09) at Georgia Tech as the defensive line coach. Highlights from his time with the Yellow Jackets included the Georgia Tech defense leading the nation in sacks (47) in 2007, and coaching current Titans defensive end Derrick Morgan to ACC Defensive Player of the Year honors in 2009.
- Smith spent five seasons (1999-03) as the defensive line coach at Tulane. The final three years he added the title of associate head coach as well.
- He started his coaching career as a graduate assistant at Arkansas (1991-93) and Georgia (1994-95). He then spent three seasons (1996-98) at his alma mater, Georgia Southern.
- Smith was a three-time All-America defensive end at Georgia Southern and was a part of three NCAA I-AA national title teams (1986, 1989, 1990). Smith was inducted into the Eagles Athletic Hall of Fame in 2000.



### LOU SPANOS LINEBACKERS

[Click For Complete Online Bio](#)

- Spanos has 20 years of coaching experience, including 18 years in the NFL.
- From 2012–2013, he was the defensive coordinator for UCLA.
- Prior to his time with the Bruins, he spent two seasons as the linebackers coach for the Washington Redskins.
- Spanos entered the NFL coaching ranks in 1995 with the Pittsburgh Steelers as a defensive assistant. He stayed in that role for 15 seasons, earned two World Championships in Super Bowls XL and XLIII, and coached in a third Super Bowl (XXX). During his time on the Steelers staff as a defensive assistant, he assisted with the linebackers and secondary.
- Spanos was a four-year (1989-92) starter at center for Tulsa and spent one additional season as a student assistant working with the linebackers. The following season he joined the Steelers in the scouting department before being promoted to a defensive assistant after one season.



### LUKE STECKEL OFFENSIVE ASSISTANT

[Click For Complete Online Bio](#)

- Steckel enters his third season with the Titans and his second campaign as an offensive assistant.
- He joined the Titans in 2013 after spending four seasons with the Cleveland Browns as the assistant to the head coach.
- He was a three-year letterman as a linebacker at Princeton (2004-06), where he helped lead the Tigers to an Ivy League Championship.
- He is the son of former Titans offensive coordinator Les Steckel.



### MIKE SULLIVAN ASSISTANT OFFENSIVE LINE

[Click For Complete Online Bio](#)

- Sullivan has 12 seasons of NFL coaching experience, including seven as offensive line coach.
- He joined the Titans in 2014 after one season as offensive line coach for the Cleveland Browns in 2013.
- Sullivan spent four seasons (2009-12) as the offensive line coach for the San Diego Chargers. He had two other stints with the Browns: 2007-08 as offensive line coach and 2001-04 as assistant offensive line coach.
- He has three seasons of college experience, as offensive line coach for Western Michigan from 2005-06 and as a graduate assistant for the University of Miami (Fla.) in 2000. Sullivan began his coaching career in 1997, spending five seasons coaching in Europe.
- A sixth-round selection of the Cowboys in 1991, he went on to play a total of 48 NFL games, all for the Tampa Bay Buccaneers from 1992-95.
- At the University of Miami (Fla.) from 1987-90, he was a member of two National Title teams for the Hurricanes and was later inducted into the University of Miami Sports Hall of Fame.



### JASON TUCKER ASSISTANT WIDE RECEIVERS

[Click For Complete Online Bio](#)

- Tucker joins the Titans in 2015 after spending six seasons coaching wide receivers in the Canadian Football League, including the last four with Saskatchewan.
- As a player, Tucker spent two years (1999-2000) with the Dallas Cowboys. He enjoyed his greatest success as a player in the CFL, where he totaled 7,046 receiving yards during his seven-year career with Edmonton. He earned CFL All-Star honors four times and won two Grey Cups (2003, 2005) as a player.
- Tucker played his college football at TCU and was a sixth-round selection by the Cincinnati Bengals in the 1998 NFL Draft.





## REGULAR TITANS LINEUP

### OFFENSIVE STARTERS

- WR 85-Nate Washington (6-1, 183, 10th Year, Tiffin)** - An unrestricted free agent signee from Pittsburgh in 2009, he leads the Titans in receptions, receiving yards and receiving touchdowns since his arrival. He ranks eighth in team history and third among all active undrafted players in receiving yards. He has not missed a game since 2005.  
**2014 Receiving:** 40 Rec, 647 Yds, 2 TDs  
**Career Receiving:** 411 Rec, 6,296 Yds, 40 TDs
- LT 77-Taylor Lewan (6-7, 309, Rookie, Michigan)** - The team's first-round pick in 2014 (11th overall) moved into the starting lineup after Michael Roos was injured in Week 5. He started six games but missed the final five games with an ankle injury.  
**2014 GP/GS:** 11/6, **Career GP/GS:** 11/6
- LG 67-Andy Levitre (6-2, 303, 6th Year, Oregon State)** - The 2013 free agent acquisition started every game in his first six NFL seasons, including every contest with the Titans from 2013–2014.  
**2014 GP/GS:** 16/16, **Career GP/GS:** 96/96
- C 62-Brian Schwenke (6-3, 318, 2nd Year, California)** The former fourth-round pick totaled nine starts as a rookie in 2013 and started the first 11 contests of 2014 before suffering a knee injury.  
**2014 GP/GS:** 11/11, **Career GP/GS:** 20/20
- RG 70-Chance Warmack (6-2, 323, 2nd Year, Alabama)** - The team's 2013 first-round pick (10th overall) became the team's fourth rookie since 1999 to start all 32 games in his first two NFL seasons.  
**2014 GP/GS:** 16/16, **Career GP/GS:** 32/32
- RT 72-Michael Oher (6-4, 315, 6th Year, Mississippi)** - The former first-round pick was signed as an unrestricted free agent from the Ravens during the 2014 offseason. He started the first 11 games of 2014 before a toe injury kept him out of the last five games.  
**2014 GP/GS:** 11/11, **Career GP/GS:** 91/91
- TE 82-Delanie Walker (6-0, 248, 9th Year, Central Missouri)** - The 2013 free agent acquisition played seven years with the 49ers before arriving in Tennessee. In 2014, he set a new single-season receiving yardage record (890) among franchise tight ends and tied for the fourth-highest reception total (63) by a Titans/Oilers tight end.  
**2014 Receiving:** 63 Rec, 890 Yds, 4 TDs  
**Career Receiving:** 246 Rec, 2,926 Yds, 18 TDs
- WR 13-Kendall Wright (5-10, 191, 3rd Year, Baylor)** - The team's 2012 first-round pick totaled 215 catches from 2012–2014, which ranks first in franchise history for a player's first three seasons. In 2013, he led the team and ranked seventh in the NFL with 94 catches and followed that with 57 receptions for 715 yards and a career-high six touchdowns in 2014.  
**2014 Receiving:** 57 Rec, 715 Yds, 6 TDs  
**Career Receiving:** 215 Rec, 2,420 Yds, 12 TDs
- QB 7-Zach Mettenberger (6-5, 224, Rookie, Louisiana State)** - The Titans traded up in the sixth round of the 2014 NFL Draft to select Mettenberger, the first player in LSU history to record back-to-back 2,500-yard passing seasons. He became the third quarterback in franchise history to start six or more games as a rookie, but a shoulder injury kept him out of the final three contests.  
**2014/Career Passing:** 179 Att, 107 Cmp, 1,412 Yds, 8 TD, 7 INT, 83.4 Rtg
- FB 44-Jackie Battle (6-2, 240, 7th Year, Houston)** - The former undrafted free agent played for the Chiefs (2007-12) and Chargers (2012) before signing with the Titans in 2013. He played in all 32 games in his first two seasons in Tennessee.  
**2014 Stats:** 5 Rush for 9 Yds, 1 TD; 5 Rec. for 28 Yds, 0 TDs  
**Career:** 326 Rushes for 1,177 Yds, 9 TDs; 38 Rec. for 248 Yds, 1 TD
- RB 20-Bishop Sankey (5-10, 209, Rookie, Washington)** - The team's second-round pick in 2014 (54th overall) played in all 16 games with nine starts as a rookie, rushing for a team-high 569 yards and two touchdowns. He added 133 receiving yards.  
**2014 Stats:** 152 Rushes for 569 Yds, 2 TDs; 18 Rec. for 133 Yds

### KEY OFFENSIVE RESERVES

- TE 86-Chase Coffman (6-6, 250, 5th Year, Missouri)** - The 2009 third-round pick spent his first season in Tennessee in 2014 after previous stints in Cincinnati (2009-11) and Atlanta (2012-13).  
**2014 Receiving:** 6 Rec, 64 Yds, 1 TDs  
**Career Receiving:** 10 Rec, 106 Yds, 1 TDs
- RB 23-Shonn Greene (5-11, 233, 6th Year, Iowa)** - The 2013 free agent signee spent four seasons with the Jets (2009-12) and topped the 1,000-yard mark in both 2011 and 2012. He played in 11 games in 2013 and followed in 2014 with 392 yards and two touchdowns in 13 games (five starts).  
**2014 Stats:** 94 Rushes for 392 Yds, 2 TD; 1 Rec. for 13 Yds, 0 TDs  
**Career:** 993 Rushes for 4,110 Yds, 24 TDs; 72 Rec. for 534 Yds, 0 TDs
- WR 15-Justin Hunter (6-4, 203, 2nd Year, Tennessee)** - The 2013 second-round pick led the team with an average of 19.7 yards per catch (18 for 354) as a rookie, and in 2014, he posted 28 catches for 498 yards (17.8 avg.) and three touchdowns in 12 games. His 18.5-yard receiving average from 2013–2014 led all NFL players (min. 40 receptions).  
**2014 Receiving:** 28 Rec, 498 Yds, 3 TDs  
**Career Receiving:** 46 Rec, 852 Yds, 7 TDs
- QB 10-Jake Locker (6-3, 223, 4th Year, Washington)** - The eighth overall pick in the 2011 draft played in seven games (five starts) in 2014. In his first four NFL seasons, he started 23 games and passed for 4,967 yards, which ranks ninth in franchise history.  
**2014 Passing:** 146 Att, 86 Cmp, 993 Yds, 5 TDs, 7 INTs, 70.9 Rtg  
**Career Passing:** 709 Att, 408 Cmp, 4,967 Yds, 27 TDs, 22 INT, 79.0 Rtg  
**2014 Rushing:** 22 Att, 142 Yds, 1 TD  
**Career Rushing:** 95 Att, 644 Yds, 5 TDs
- RB 22-Dexter McCcluster (5-8, 170, 5th Year, Mississippi)** - McCcluster was signed as an unrestricted free agent in 2014 after playing his first four seasons in Kansas City, where he totaled 662 rushing yards and 1,500 receiving yards in 58 games (23 starts). He also was named to the Pro Bowl in his final season with the Chiefs as a punt returner.  
**2014 Stats:** 40 Rushes for 131 Yds, 0 TDs; 26 Rec. for 197 Yds, 1 TD  
**Career:** 192 Rushes for 793 Yds, 1 TD; 198 Rec. for 1,697 Yds, 6 TDs  
**2014 Returns:** 0 KR; 22 PR, 155 Yds, 7.0 Avg, 0 TDs  
**Career Returns:** 52 KR, 20.9 Avg., 0 TDs; 101 PR, 11.0 Avg, 3 TDs
- LT 71-Michael Roos (6-7, 313, 10th Year, Eastern Washington)** - The former second-round pick ranks 11th in franchise history in games played and fifth among offensive linemen. He missed the final 11 games of 2014 with a knee injury.  
**2014 GP/GS:** 5/5 **Career GP/GS:** 148/148
- TE 88-Craig Stevens (6-3, 263, 7th Year, California)** - The 2008 third-round pick has served as the team's primary blocking tight end for the duration of his career. He was limited to five games in 2014 due to a quad injury.  
**2014 Receiving:** 2 Rec, 26 Yds, 0 TDs  
**Career Receiving:** 48 Rec, 603 Yds, 4 TDs
- QB 12-Charlie Whitehurst (6-5, 226, 9th Year, Clemson)** - Whitehurst was signed as an unrestricted free agent in 2014 after spending the previous eight seasons in San Diego (2006-09, 2012-13) and Seattle (2010-11). He played in seven games with five starts in 2014 and set career highs in every passing category.  
**2014 Passing:** 185 Att, 105 Cmp, 1,326 Yds, 7 TDs, 2 INT, 87.4 Rtg  
**Career Passing:** 340 Att, 189 Cmp, 2,131 Yds, 10 TDs, 6 INT, 77.0 Rtg

### SPECIALISTS

- K 8-Ryan Succop (6-2, 218, 6th Year, South Carolina)** - The former seventh-round pick was signed by the Titans on Sept. 1 after being released in the final roster cutdown by Kansas City, where he spent the previous five years. He became the all-time leader in Chiefs history with a percentage of 81.0 on field goals (119 of 147).  
**2014 Kicking:** 19/22 FGs, 27/27 PATs, 84 Points  
**Career Kicking:** 138/169 FGs, 187/187 PATs, 601 Points

## REGULAR TITANS LINEUP

- P 6-Brett Kern (6-2, 214, 7th Year, Toledo)** - Kern was claimed off waivers from the Broncos during the 2009 season. He is the Titans' career leader in both gross punting and net punting average. His 40.8-yard net average in 2014 was the best in team history.  
**2014 Punting:** 88 Punts, 46.8 Avg, 7 TB, 28 In20, 40.8 Net  
**Career Punting:** 520 Punts, 45.1 Avg, 39 TB, 185 In20, 39.5 Net
- RET 29-Leon Washington (5-8, 192, 9th Year, Florida St.)** - The former fourth-round pick was signed during the 2013 campaign. The two-time Pro Bowl selection (2008 and 2012) is tied for the most career kickoff returns for touchdowns (eight) in NFL history.  
**2014 Stats:** 13 Rushes for 57 Yds, 0 TDs; 22 Rec. for 159 Yds, 2 TDs  
**Career:** 487 Rushes for 2,271 Yds, 16 TDs; 168 Rec. for 1,286 Yds, 4 TDs  
**2014 Returns:** 31 KR, 23.8 Avg, 0 TDs; 67 PRS, 6.7 AVG, 0 TDs  
**Career:** 292 KR, 25.98 Avg, 8 TDs; 181 PRs, 9.9 Avg, 0 TDs

### DEFENSIVE STARTERS

- DE 92-Ropati Pitoitua (6-8, 298, 5th Year, Washington St.)** - Signed as an unrestricted free agent in 2013, he played in 37 total games with the Jets and Chiefs prior to his arrival. In his first season in Tennessee (2013), he recorded career highs in several categories, including starts (13), tackles (91) and sacks (four).  
**2014 Stats:** 45 Tackles, 2 Sacks, 5 TFL, 2 QBP, 2 PD, 1 FR  
**Career:** 209 Tackles, 9 Sacks, 15 TFL, 8 QBP, 6 PD, 1 FF, 1 FR
- NT 94-Sammie Hill (6-4, 328, 6th Year, Stillman)** - The former fourth-round pick played in 59 games during his first four NFL seasons in Detroit before signing with the Titans in 2013. He achieved career highs in 2014 with 15 starts, 47 tackles and three sacks.  
**2014 Stats:** 47 Tackles, 3 Sacks, 7 TFL, 9 QBP, 6 PD  
**Career:** 182 Tackles, 7 Sacks, 16 PD, 1 FF, 5 FR
- DT 99-Jurrell Casey (6-1, 305, 4th Year, USC)** - The third-round draft pick only missed three total starts in his first four seasons. In 2013, he was named second-team AP All-Pro, and in 2014, he tied for first on the team in quarterback pressures (27) and tackles for loss (13).  
**2014 Stats:** 86 Tackles, 5 Sacks, 13 TFL, 27 QBP, 1 PD  
**Career:** 330 Tackles, 21 Sacks, 27 TFL, 49 QBP, 5 PD, 4 FF, 2 FR
- OLB 91-Derrick Morgan (6-3, 261, 5th Year, Georgia Tech)** - The former first-round pick's 19 sacks from 2012-2014 led the Titans. In 2014, he led the team with 6.5 sacks, tied for the team lead in tackles for loss (13) and quarterback pressures (27), and set a career high with 82 tackles.  
**2014 Stats:** 82 Tackles, 6.5 Sacks, 13 TFL, 27 QBP, 9 PD, 2 FF  
**Career:** 259 Tackles, 23 Sacks, 24 TFL, 75 QBP, 18 PD, 4 FF, 2 FR
- ILB 59-Wesley Woodyard (6-0, 233, 7th Year, Kentucky)** - Signed as an unrestricted free agent in 2014, the former rookie free agent spent his first six seasons with the Broncos and was a captain five times. In his first season with the Titans, he was named a defensive captain and led the defense with 134 tackles.  
**2014 Stats:** 134 Tackles, 2.5 Sacks, 8 TFL, 9 QBP, 2 INT, 4 PD  
**Career:** 530 Tackles, 10.5 Sacks, 7 INT, 19 PD, 6 FF, 1 FR
- ILB 54-Avery Williamson (6-1, 246 Rookie, Kentucky)** - The Milan, Tenn., native led Kentucky in tackles as a junior and senior and was drafted by the Titans in the fifth round of the 2014 NFL Draft. In 2014, he recorded 107 tackles, more than every Titans rookie in the "Titans era" (since 1999).  
**2014/Career Stats:** 101 Tackles, 3 Sacks, 8 TFL, 8 QBP, 4 PD, 2 FR
- OLB 95-Kameron Wimbley (6-4, 258, 9th Year, Florida St.)** - The former first-round pick arrived in Tennessee in 2012 after six seasons with the Browns (2006-09) and Raiders (2010-11). In 2014, he played in 13 games (12 starts) at outside linebacker.  
**2014 Stats:** 41 Tackles, 2 Sacks, 4 TFL, 6 QBP, 3 PD  
**Career:** 533 Tackles, 53.5 Sacks, 32 TFL, 2 INT, 13 PD, 9 FF, 3 FR
- CB 25-Blidi Wreh-Wilson (6-1, 198, 2nd Year, Connecticut)** - The 2013 third-round pick played in 13 games as a rookie on special teams and as a reserve cornerback. In 2014, he recorded 11 starts before landing

on injured reserve (shoulder).

**2014 Stats:** 57 Tackles, 1 QBP, 1 INT, 10 PD

**Career:** 66 Tackles, 0 Sacks, 1 TFL, 1 QBP, 1 INT, 11 PD, 1 FF, 0 FR

- SS 31-Bernard Pollard (6-1, 226, 9th Year, Purdue)** - The former second-round pick was signed by the Titans as a free agent in 2013 after seven previous seasons with the Chiefs (2006-08), Texans (2009-10) and Ravens (2011-12). In 2014, he started the first five games before being placed on injured reserve with an Achilles injury.  
**2014 Stats:** 26 Tackles, 1 Sack, 2 TFL, 3 QBP, 1 PD  
**Career:** 744 Tackles, 10.5 Sacks, 12 INT, 60 PD, 10 FF, 7 FR
- FS 33-Michael Griffin (6-0, 215, 8th Year, Texas)** - The first-round pick and two-time Pro Bowler has led or tied for the team lead in interceptions in four different seasons. He finished the 2014 campaign in a tie for ninth place on the franchise's interceptions list (24) and in seventh place on the team's all-time tackles list.  
**2014 Stats:** 115 Tackles, 3 Sacks, 7 TFL, 3 QBP, 2 INT, 54 PD  
**Career:** 811 Tackles, 6.0 Sacks, 9 QBP, 18 TFL, 24 INT, 62 PD, 11 FF, 5 FR
- CB 30-Jason McCourty (6-0, 193, 6th Year, Rutgers)** - The 2009 sixth-round pick led the squad in passes defended in both 2011 and 2012 and tied for the interception lead in both seasons. He ranked second on the team with 16 passes defended in 2013, and in 2014, he led the squad with three interceptions and tied for first place on the team with 13 passes defended.  
**2014 Stats:** 85 Tackles, 1 TFL, 3 INT, 13 PD, 2 FF, 1 FR  
**Career:** 437 Tackles, 1.0 Sack, 9 TFL, 11 INT, 72 PD, 6 FF, 4 FR

### KEY DEFENSIVE RESERVES

- ILB 50-Zaviar Gooden (6-1, 231, 2nd Year, Missouri)** - The third-round pick in 2013 played in nine games with one start as a rookie. In 2014, he appeared in 15 games with two starts.  
**2014 Stats:** 24 Tackles, 1 QBP, 1 TFL  
**Career:** 31 Tackles, 1 QBP, 1 TFL
- OLB 53-Quentin Groves (6-3, 265, 7th Year, Auburn)** - The former second-round pick was signed as a free agent prior to the 2014 season after spending his previous six campaigns with the Jaguars, Raiders, Cardinals and Browns. He played in all 16 games (three starts) in his first season in Tennessee.  
**2014 Stats:** 19 Tackles, 1 Sack, 3 TFL, 2 QBP  
**Career:** 160 Tackles, 9.5 Sacks, 2 INTs, 6 PDs, 4 FF, 2 FR
- DE 97-Karl Klug (6-3, 278, 4th Year, Iowa)** - The former fifth-round pick has the ability to play outside at defensive end or at defensive tackle as a pass rusher. He led the team as a rookie in 2011 with seven sacks. In 2014, he posted two sacks in 16 games.  
**2014 Stats:** 31 Tackles, 2 Sacks, 5 QBP, 5 TFL  
**Career:** 101 Tackles, 14.5 Sacks, 24 QBP, 8 TFL, 7 PD, 4 FF, 1 FR
- CB 24-Coty Sensabaugh (5-11, 187, 3rd Year, Clemson)** - The former fourth-round received playing time at nickel defensive back and cornerback in his first two seasons. He played in 13 games with six starts in his second campaign.  
**2014 Stats:** 44 Tackles, 1 Sack, 1 QBP, 4 PD  
**Career:** 108 Tackles, 1 Sack, 1 TFL, 1 QBP, 0 INT, 16 PD, 0 FF, 2 FR
- S 39-Daimion Stafford (6-1, 218, 2nd Year, Nebraska)** - The former seventh-round pick led the team with 13 special teams tackles in 2014 and also saw action as a reserve safety.  
**2014 Stats:** 33 Tackles, 2 TFL, 1 Sack, 2 QBP, 1 INT, 3 PD, 13 SpT  
**Career:** 34 Tackles, 2 TFL, 1 Sack, 2 QBP, 1 INT, 3 PD, 25 SpT
- S 21-George Wilson (6-0, 210, 9th Year, Arkansas)** - The veteran defender and special teams standout spent his first seven NFL seasons in Buffalo. In his second season in Tennessee, he was named a special teams captain. He played in all 16 games with 10 starts in 2014 and recorded 65 tackles and an interception.  
**2014 Stats:** 65 Tackles, 1 Sack, 4 TFL, 1 INT, 4 PD  
**Career:** 460 Tackles, 4.5 Sacks, 4 QBP, 12 TFL, 14 INT, 33 PD, 3 FF, 4 FR, 80 SpT



## 2014 GAME-BY-GAME HIGHLIGHTS

### Highlights from the Titans' regular season schedule:

#### **Week 1 • Sept. 7, 2014 • TITANS 26 at Chiefs 10 • 1-0**

The Titans use two touchdown passes by Jake Locker and four field goals by Ryan Succop in a season-opening win ... Succop returns to Arrowhead Stadium eight days after being released by the Chiefs ... Jason McCourty records two of Tennessee's three interceptions ... The Titans combine to rush for 162 yards and record a 37:44 time of possession ... The defense records four sacks as the Chiefs go 1-of-12 on third down.

#### **Week 2 • Sept. 14, 2014 • COWBOYS 26 at Titans 10 • 1-1**

The Cowboys jump out to a 16-0 lead at halftime, rush for 220 yards, force two interceptions and get four field goals from Dan Bailey ... DeMarco Murray rushes for 167 yards and a touchdown for the Cowboys, while Dez Bryant catches 10 passes for 103 yards and a touchdown ... Cowboys have a 41:11 time of possession ... Titans tight end Delanie Walker catches 10 passes for 142 yards, including a 61-yard touchdown catch.

#### **Week 3 • Sept. 21, 2014 • Titans 7 at BENGALS 33 • 1-2**

Bengals quarterback Andy Dalton passes for 169 yards and also catches an 18-yard touchdown pass from wide receiver Mohamed Sanu ... The Bengals get a pair of one-yard touchdown runs from Giovani Bernard and a four-yard touchdown run from Jeremy Hill ... The Titans outgain the Bengals 326 yards to 300, but quarterback Jake Locker is intercepted twice, and the Titans go 2-of-12 on third down.

#### **Week 4 • Sept. 28, 2014 • Titans 17 at COLTS 41 • 1-3**

Andrew Luck passes for 393 yards and four touchdowns ... Two Colts receivers go over 100 yards — Reggie Wayne (119) and T.Y. Hilton (105) ... The Colts force three turnovers, including two interceptions by safety Mike Adams ... Charlie Whitehurst starts at quarterback for the Titans in place of Jake Locker (wrist) and goes 12-of-23 for 177 yards, an interception and a touchdown pass to Delanie Walker.

#### **Week 5 • Oct. 5, 2014 • BROWNS 29 at Titans 28 • 1-4**

The Browns erase a 28-3 deficit to complete the largest comeback in NFL history by a road team ... Titans quarterback Jake Locker throws for a touchdown and rushes for a score before leaving the game with a hand injury and Charlie Whitehurst plays in relief ... Browns quarterback Brian Hoyer goes 21-of-37 for 292 yards and three touchdowns ... Browns receiver Travis Benjamin hauls in two touchdown passes, including the game-winner with less than two minutes remaining.

#### **Week 6 • Oct. 12, 2014 • Jaguars 14 at TITANS 16 • 2-4**

Sammie Hill blocks a 55-yard Josh Scobee field goal attempt in the waning seconds to preserve victory ... Jurrell Casey records two of the team's six sacks, accompanied by two forced turnovers by the defense ... Charlie Whitehurst starts at quarterback for an injured (thumb) Jake Locker ... Ryan Succop makes three field goals, and Jackie Battle scores team's only touchdown ... Rookie Blake Bortles passes for 336 yards for the Jaguars.

#### **Week 7 • Oct. 19, 2014 • Titans 17 at REDSKINS 19 • 2-5**

Kai Forbath kicks a 22-yard field goal as time expires to win the game ... Redskins quarterback Colt McCoy replaces Kirk Cousins in the second half and leads three scoring drives, including a 70-yard touchdown pass to Pierre Garcon ... Titans quarterback Charlie Whitehurst completes touchdown passes to Kendall Wright (14 yards) and Derek Hagan (38 yards) ... The Titans are called for 11 penalties and commit two turnovers, while the defense forces a pair of turnovers.

#### **Week 8 • Oct. 26, 2014 • TEXANS 30 at Titans 16 • 2-6**

Rookie quarterback Zach Mettenberger makes his first career start and completes 27 of 41 passes for 299 yards, two touchdowns and an interception ... Texans running back Arian Foster scores three total touchdowns (two rushing, one receiving) and rushes for 151 yards on 20 carries ... Texans score 27 unanswered points, forcing two turnovers and limiting the Titans to 13 total first downs (three in the first half) and two-of-12 on third down.

#### **Week 10 • Nov. 9, 2014 • Titans 7 at RAVENS 21 • 2-7**

The Ravens score 21 unanswered points after the Titans go up 7-0 in the first quarter ... The Titans are victimized by five sacks and two takeaways by the Ravens defense ... Shonn Greene's fumble at the goal line prevents a possible score in the first quarter for the Titans ... Rookie quarterback Zach Mettenberger records his second career start ... Ravens running back Justin Forsett rushes for 112 yards and two touchdowns on 20 carries.

#### **Week 11 • Nov. 17, 2014 • STEELERS 27 at Titans 24 • 2-8**

Kickoff temperature of 25 degrees makes the Monday night matchup the coldest game in LP Field history ... Le'Veon Bell rushes for 204 yards and a touchdown to help Steelers overcome an 11-point deficit in the second half ... Zach Mettenberger's 263 passing yards set a record for a rookie on Monday night ... Mettenberger completes an 80-yard touchdown to Nate Washington ... The Titans defense records five sacks, but the Steelers possess the ball for 39:49.

#### **Week 12 • Nov. 23, 2014 • Titans 24 at EAGLES 43 • 2-9**

Zach Mettenberger sets a franchise rookie single-game record, passing for 345 yards and a pair of touchdowns ... Eagles score game's first 17 points, including a 107-yard touchdown return by Josh Huff on the opening kickoff ... Mark Sanchez passes for 307 yards for the Eagles, while LeSean McCoy rushes for 130 yards and a touchdown ... Delanie Walker's 155 receiving yards are the second-most in history by a Titans/Oilers tight end.

#### **Week 13 • Nov. 30, 2014 • Titans 21 at TEXANS 45 • 2-10**

Texans quarterback Ryan Fitzpatrick passes for 358 yards and six touchdowns ... DeAndre Hopkins records nine receptions for 238 yards and two scores for the Texans ... The Titans begin the game with three new starters on the offensive line and lose another during the game ... The Titans also lose quarterback Zach Mettenberger to a shoulder injury in the contest ... The Texans force four turnovers and notch three sacks ... J.J. Watt records two sacks, a forced fumble, a fumble recovery and a receiving touchdown for Houston.

#### **Week 14 • Dec. 7, 2014 • GIANTS 36 at Titans 7 • 2-11**

The Giants force three turnovers and register eight sacks ... Titans quarterback Zach Mettenberger is knocked out of the game for the second consecutive week with a shoulder injury ... The Giants score the game's first 30 points as Eli Manning passes for 260 yards and rookie Odell Beckham Jr. records 130 receiving yards ... The Titans' only touchdown comes on a 23-yard interception return by Marqueston Huff ... Josh Brown boots five field goals for the Giants ... Rookie Andre Williams rushes for 131 yards and a score.

#### **Week 15 • Dec. 14, 2014 • JETS 16 at Titans 11 • 2-12**

Chris Ivory scores the game-winning, one-yard rushing touchdown with 3:09 remaining in the fourth quarter ... Titans starting quarterback Jake Locker leaves the game with a shoulder injury in the second quarter and is replaced by Charlie Whitehurst ... Scoring by the Titans is limited to three Ryan Succop field goals and a safety ... Jets quarterback Geno Smith engineers two long scoring drives and completes a nine-yard touchdown pass to John Conner on fourth-and-one.

#### **Week 16 • Dec. 18, 2014 • Titans 13 at JAGUARS 21 • 2-13**

On a Thursday night, the Jaguars score 21 consecutive points after the Titans take a 10-0 lead ... Charlie Whitehurst starts at quarterback for the Titans and passes for 287 yards and a touchdown ... The Jaguars rush for 177 yards, including a 62-yard touchdown run by Jordan Todman in the fourth quarter to help put the game out of reach ... Blake Bortles records the win at quarterback for the Jaguars, as the Titans drop their ninth consecutive game.

#### **Week 17 • Dec. 28, 2014 • COLTS 27 at Titans 10 • 2-14**

Colts quarterbacks Andrew Luck and Matt Hasselbeck combine for 315 passing yards and three touchdowns in the season finale ... Colts tight end Coby Fleener catches a pair of touchdown passes ... The Titans are outgained 378 yards to 192 and limited to a season-low nine first downs ... Shonn Greene accounts for 94 of the Titans' 142 rushing yards ... The Colts sack Titans quarterback Charlie Whitehurst four times.

## TITANS/OILERS ALL-TIME RECORD

	W	L	T
<b>Regular Season:</b>	<b>401</b>	<b>429</b>	<b>6</b>
Home	231	185	2
Road	170	244	4
As Titans (1999-present)	134	122	0
As Oilers (1960-1998)	267	307	6
<b>Postseason:</b>	<b>14</b>	<b>19</b>	<b>0</b>
Home	6	5	0
Road	8	13	0
Super Bowl (XXXIV)	0	1	0

**All-time playoff appearances by the Oilers/Titans:** 1960, 1961, 1962, 1967, 1969, 1978, 1979, 1980, 1987, 1988, 1989, 1990, 1991, 1992, 1993, 1999, 2000, 2002, 2003, 2007, 2008

**All-time division titles by the Oilers/Titans:** 1960, 1961, 1962, 1967, 1991, 1993, 2000, 2002, 2008

16<sup>TH</sup> YEAR AT LP FIELD

With sellouts in every game at LP Field in 2014, The Titans' sellout streak reached 164 games—every preseason, regular season and postseason game since the 69,143-seat stadium opened in 1999.

In the regular season, the Titans are 73-55 (.570) at LP Field. They are 2-2 (.500) in the postseason and 23-8 (.733) in the preseason at LP Field.



## The Titans at LP Field (1999-present):

Games	Total	Record	Pct.
Preseason	32	23-9	.719
Regular Season	128	73-55	.570
Postseason	4	2-2	.500

## Titans/Oilers all-time regular-season record by home venue:

Stadium	Seasons	W-L-T	Pct.
Jeppesen Stadium	1960-1964	25-11-0	.694
Rice Stadium	1965-1967	11-10-0	.524
Astrodome	1968-1996	113-103-2	.523
Liberty Bowl	1997	6-2-0	.750
Dudley Field (Vanderbilt Stadium)	1998	3-5-0	.375
<b>LP Field</b>	<b>1999-2014</b>	<b>73-55-0</b>	<b>.570</b>



## 18 NEW PLAYERS TO BEGIN 2014

From their 2013 season finale on Dec. 29 to their 2014 opener at Kansas City, the Titans had 137 player personnel transactions (players signed, claimed off waivers, released or traded). The final result of general manager **Ruston Webster's** maneuvering was 18 new players on the 53-man roster heading into the season opener, including six draft picks, nine free agents and three waiver claims.

The 34 percent roster turnover from 2013 to 2014 tied for the second-highest for the team in the franchise's "Titans era" (1999–present), equaling the number for the 2000 and 2006 seasons. The 2013 squad had the most turnover from the previous year, adding 20 new players.

**Free agents (9):** RB Dexter McCluster, DL Al Woods, QB Charlie Whitehurst, LB Wesley Woodyard, T Michael Oher, OLB Shaun Phillips, WR Derek Hagan, OLB Quentin Groves and K Ryan Succop

**Waiver acquisitions (3):** WR Kris Durham, WR T.J. Graham and CB Brandon Harris

**Draft picks (6):** T Taylor Lewan, RB Bishop Sankey, DL DaQuan Jones, DB Marqueston Huff, LB Avery Williamson and QB Zach Mettenberger

## Number of new players\* in Week 1 on the Titans' 53-man roster:

Season	New Players on 53-Man Roster in Week 1
1999	15
2000	18
2001	12
2002	17
2003	13
2004	15
2005	16
2006	18
2007	13
2008	16
2009	12
2010	9
2011	15
2012	14
2013	20
<b>2014</b>	<b>18</b>

\* Includes players on the opening-day, 53-man roster who were drafted, signed as free agents or awarded via waivers since the previous season. The 2014 list does not include players on reserve lists or the practice squad. The 2014 count is as of Sept. 7.

## TITANS CAPTAINS

Prior to the regular season opener, the Titans voted on team captains for the 2014 season.

The five players to receive the honor were quarterback **Jake Locker** (offense), wide receiver **Nate Washington** (offense), linebacker **Wesley Woodyard** (defense), defensive tackle **Jurrell Casey** (defense) and safety **George Wilson** (special teams).

The Titans offense, defense and special teams units were responsible for electing their own respective captains. Casey was a first-time captain. It was the third consecutive season Locker received the honor and the second consecutive season as a Titans captain for Washington. Woodyard previously served five seasons as a captain for the Denver Broncos, while Wilson was a five-time captain for the Buffalo Bills.

The Titans also elected an additional captain each week on a rotational basis.

This was the eighth year of the NFL's emphasis on season-long team captains on offense, defense and special teams through the team captain leadership program, which was created in 2007 by the league and the NFL's Player Advisory Council. Elected captains wear a "C" on the upper right chest of their jerseys. Their role is to serve as a link between players, coaches and management to help foster cohesion within teams.

## 2014 Titans Team Captains:

➤ **Offense:** QB **Jake Locker** (third year as Titans offensive captain, fourth NFL season); WR **Nate Washington** (first year as Titans offensive captain, ninth NFL season)





- Defense: DT **Jurrell Casey** (first year as defensive captain, fourth NFL season); LB Wesley Woodyard (first year as Titans defensive captain, five previous years as Broncos captain, seventh NFL season)
- Special Teams: S George Wilson (first year as Titans special teams captain, five previous years as Bills captain, ninth NFL season)

#### Previous Team Captains:

- **2007:** QB Vince Young (offense), C Kevin Mawae (offense), LB Keith Bulluck (defense), DE Kyle Vanden Bosch (defense), P Craig Hentrich (special teams)
- **2008:** QB Vince Young (offense), C Kevin Mawae (offense), LB Keith Bulluck (defense), DE Kyle Vanden Bosch (defense), P Craig Hentrich (special teams)
- **2009:** QB Kerry Collins (offense), DE Kyle Vanden Bosch (defense), P Craig Hentrich (special teams), S Donnie Nicky (special teams)
- **2010:** QB Vince Young (offense), FB Ahmard Hall (offense), LB Stephen Tulloch (defense), S Donnie Nicky (special teams)
- **2011:** QB Matt Hasselbeck (offense), CB Cortland Finnegan (defense), LB Tim Shaw (special teams)
- **2012:** QB Jake Locker (offense), G Steve Hutchinson (offense), CB Jason McCourty (defense), LB Colin McCarthy (defense), LB Tim Shaw (special teams)
- **2013:** QB Jake Locker (offense), tackle Michael Roos (offense), wide receiver Nate Washington (offense), cornerback Jason McCourty (defense), safety Bernard Pollard (defense) and linebacker Patrick Bailey (special teams).

## ROSTER AGE BREAKDOWN

The Titans played their season opener at Kansas City on Sept. 7 with an average age on their 53-man roster of 27 years, zero months and 16 days. The mean birthdate of players on the roster was Aug. 22, 1987.

The roster's average age was the highest for the Titans since 2009. Furthermore, the average experience on this year's Week 1 roster—5.1 years—was the highest it's been in the last 10 seasons.

After not having a single player in 2013 in his 10th season or higher, the Titans have four such cases in 2014: **Shaun Phillips**, **Chris Spencer**, **Michael Roos** and **Nate Washington**.

#### Titans roster breakdown on opening day, 2006-14:

Year	Avg. Age on Opening Day	Avg. Exp. (Years)	Players on Roster ...		
			Avg. Age	1st-2nd	4th-7th
			30+	Year	Year
2006	26 years, 3 months, 20 days	4.0	6	22	18
2007	26 years, 11 months, 24 days	4.6	11	13	21
2008	27 years, 2 months, 23 days	4.7	10	15	23
2009	27 years, 3 months, 26 days	4.9	12	18	20
2010	26 years, 8 months, 3 days	4.3	8	17	19
2011	26 years, 5 months, 29 days	4.3	9	18	19
2012	26 years, 4 months, 27 days	4.7	6	19	19
2013	26 years, 9 months, 10 days	4.5	8	15	21
2014	27 years, 0 months, 16 days	5.1	12	12	21

Youngest Titans Player: RB **Bishop Sankey**—21 (born Sept. 15, 1992)

Oldest Titans Player: S **George Wilson**—33 (born March 14, 1981)

\* "Average Experience" indicates mean current-year status (i.e., a player with 4.0 years experience is currently in his fourth year). First-year players here include rookies and first-year veterans.

Note: Average ages and years of experience were calculated using the 53-man roster on the day of the first regular season game. Reserve lists (injured reserve, PUP, reserve/suspended) and practice squads are not figured into the calculations.

## TITANS PLACE 15 ON INJURED RESERVE

In 2014, the Titans placed a total of 15 players on injured reserve. Since 1990, the 2014 injured reserve tally for the Titans is second only to 2012, when 16 players finished the season on injured reserve.

The only position group on offense or defense not to have a player land on IR was the defensive line. The Titans had three tight ends on the list (**Craig Stevens**, **Taylor Thompson**, **Brett Brackett**), two wide receivers (**Justin Hunter** and **Josh Stewart**), two tackles (**Michael Roos** and **Michael Oher**), two centers (**Brian Schwenke** and **Gabe Ikard**), one quarterback (**Jake Locker**), one running back (**Dexter McCluster**), two linebackers (**Zach Brown** and **Colin McCarthy**), one safety (**Bernard Pollard**) and one cornerback (**Blidi Wreh-Wilson**).

Eleven out of the 15 players were starters prior to being lost for the season (Stevens, Thompson, Brackett, Hunter, Roos, Oher, Schwenke, Locker, Brown, Pollard and Wreh-Wilson).

The 15-player list does not include players who were placed on injured reserve and later waived or removed after injury settlements (e.g., **Antonio Johnson**).

#### Most Titans/Oilers players on injured reserve, 1990–2014:

Season	Players on Injured Reserve
1. 2012	16
2. <b>2014</b>	<b>15</b>
3. 2007	9
4. 2006	8
2004	

## 56 TRANSACTIONS IN REGULAR SEASON

During the 2014 regular season, the Titans made a total of 56 transactions, including all signings (53-man roster and practice squad), contract terminations and reserve list additions.

Since **Ruston Webster** took over as general manager in 2012, the transaction numbers for the Titans are up over previous seasons. The Titans are averaging more than 57 transactions during the regular season, with a high of 60 in 2013.

In the preceding 12 years (2000–2011), the personnel department averaged just under 33 transactions per regular season, with a low of 16 in 2011.

#### Number of personnel transactions during the regular season (date of first game through date of last game), 2000–2014:

Season	Regular Season Transactions
<b>2014</b>	<b>56</b>
2013	60
2012	57
2011	16
2010	35
2009	44
2008	25
2007	46
2006	42
2005	29
2004	33
2003	49
2002	29
2001	26
2000	20

## TITANS WITH AT LEAST ONE SACK

The Titans 39 sacks in 2014 using a committee approach to get to opposing quarterbacks.

Outside linebacker **Derrick Morgan** led the defense with 6.5 sacks, followed by defensive tackle **Jurrell Casey** with five sacks. Sixteen other Titans had three or fewer sacks.

The Titans' 18 total players to record at least one sack was the most in the league in 2014. The next closest team was the Arizona Cardinals with 16.

The 18 players for the Titans with at least one sack were the most by the franchise since individual sacks became an official statistic in 1982. Three previous high for the club was 17 players in 1986.

### Number of players with at least one sack in 2014:

Team	Players With at Least One Sack
1. Tennessee Titans	18
2. Arizona Cardinals	16
3. Jacksonville Jaguars	15
San Diego Chargers	15
5. Indianapolis Colts	14
Miami Dolphins	14
New York Giants	14
8. Atlanta Falcons	13
Buffalo Bills	13
Denver Broncos	13
New England Patriots	13

### Most Titans/Oilers players with at least one sack in a single season, 1982-2014:

Season	Players With at Least One Sack
1. 2014	18
2. 1986	17
3. 1987	15
1985	15
5. 2002	14
2000	14
1998	14
1995	14

## FOUR-SACK GAMES

The Titans defense recorded four or more sacks in a game six times in 2014. The unit tallied a season high of six sacks in a win against Jacksonville on Oct. 12 and additionally had at least four sacks at Kansas City on Sept. 7 (four), against Dallas on Sept. 14 (four), against Houston on Oct. 26 (five), against Pittsburgh on Nov. 17 (five) and at Jacksonville on Dec. 18 (four).

In franchise history, the Titans have had only four seasons with more four-sack games than in 2014. They had eight four-sack games in both 1999 and 2000 and had seven four-sack games in 1976 and 1993.

Season	Games With Four or More Sacks
1. 2000	8
1999	8
3. 1993	7
1976	7
5. 2014	6
2008	6
1992	6
1960	6
9. 2012	5
2010	5
2005	5

## 2014 TITANS REGULAR SEASON STATS

OFFENSE	2014	Rank	NFL/Avg
GAMES (Won-Lost)	2-14	---	---
FIRST DOWNS	258	31	320.5
Rushing	75	25t	92.7
Passing	159	30	196.5
Penalty	24	26t	31.3
YDS GAINED (tot)	4,859	29	5,569.8
Avg per Game	303.7	29	348.1
RUSHING (net)	1,447	26	1,781.3
Avg per Game	90.4	26	111.3
Rushes	356	29	427.7
Yards per Rush	4.1	18	4.2
PASSING (net)	3,412	22	3,788.5
Avg per Game	213.3	22	236.8
Passes Att.	513	24	558.8
Completed	299	27	350.0
Pct Completed	58.3	27	62.6
Yards Gained	3,738	20	4,028.1
Sacked	50	27	37.9
Yards Lost	326	27t	239.6
Had intercepted	16	19t	14.1
Yards Opp Ret	214	15	210.3
Opp TDs on Int	1	9t	1.5
PUNTS	89	5	74.6
Avg Yards	46.3	7	44.8
PUNT RETURNS	30	18t	32.4
Avg Return	6.9	27	8.9
Returned for TD	0	11t	0.4
KICKOFF RETURNS	48	6	38.3
Avg Return	23.4	16	23.8
Returned for TD	0	6t	0.2
PENALTIES	111	17t	105.8
Yards Penalized	961	22	888.4
FUMBLES BY	23	22t	20.9
Fumbles Lost	10	16t	9.6
Opp Fumbles	7	32	20.9
Opp Fum Lost	4	32	9.6
POSS. TIME (avg)	27:31	29	30:00
TOUCHDOWNS	28	29t	40.4
Rushing	6	29t	11.9
Passing	20	22t	25.2
Returns	2	23t	3.3
EXTRA-PT KICKS	27/27	1t	99%
2-PT CONVERSIONS	0/1	16t	47%
FIELD GOALS/FGA	19/22	10t	26/31
POINTS SCORED	254	30	361.4
TURNOVER RATIO	-10	28	0

DEFENSE	2014	Rank	NFL/Avg
POINTS ALLOWED	438	29t	361.4
OPP FIRST DOWNS	357	31	320.5
Rushing	119	31	92.7
Passing	211	27t	196.5
Penalty	27	7t	31.3
OPP YARDS GAINED	5,968	27	5,569.8
Avg per Game	373.0	27	348.1
OPP RUSHING(net)	2,195	31	1,781.3
Avg per Game	137.2	31	111.3
Rushes	515	32	427.7
Yards per Rush	4.3	19	4.2
OPP PASSING(net)	3,773	15	3,788.5
Avg per Game	235.8	15	236.8
Passes Att.	545	13t	558.8
Completed	347	17	350.0
Pct Completed	63.7	19	62.6
Sacked	39	16t	37.9
Yards Lost	222	20	239.6
INTERCEPTED BY	12	21t	14.1
Yards Returned	122	24	210.3
Returned for TD	1	16t	1.5
OPP PUNT RETURNS	43	30	32.4
Avg return	8.1	11	8.9
OPP KICKOFF RET	31	8t	38.3
Avg return	27.6	30	23.8
OPP TOUCHDOWNS	48	28t	40.4
Rushing	17	28t	11.9
Passing	28	22t	25.2
Returns	3	13t	3.3





# TITANS QUARTERBACKS

No.	Name	Ht	Wt	Exp	College
10	Locker, Jake (IR)	6-3	223	4	Washington
7	Mettenberger, Zach	6-5	224	R	Louisiana State
5	Palmer, Jordan	6-5	230	6	Texas-El Paso
12	Whitehurst, Charlie	6-5	226	9	Clemson

## #10 • QB JAKE LOCKER

[CLICK FOR COMPLETE BIO \(PDF\)](#)

**Jake Locker**, a three-time team captain and the eighth-overall draft pick in 2011, completed his fourth NFL season.

Locker's 2014 campaign was cut short due to a left shoulder injury he suffered against the New York Jets on Dec. 14. In seven games (five starts), he was 86-of-146 passing for 993 yards, five touchdowns and seven interceptions. With 4,967 career passing yards, he moved past **Matt Hasselbeck** for ninth place on the team's all-time passing yards list.

In 2013, Locker was placed on injured reserve on Nov. 12 with a Lisfranc injury in his right foot. Prior to the injury, he started seven of the team's first nine games of 2013. He missed a pair of starts (Oct. 6 against Kansas City and Oct. 13 at Seattle) with right hip and knee injuries. His season totals included 111 completions, 1,256 passing yards, eight touchdowns and four interceptions on 183 pass attempts (86.7 passer rating). He added 24 rushing attempts for 155 yards and a pair of touchdowns.

Locker's first year as a starter, 2012, was sidetracked by an injury that forced him to miss five contests all together and a significant portion of two additional games. He initially hurt his left (non-throwing) shoulder in the season opener against New England (Sept. 9). Fighting through the setback, he went on to start the following three games, but at Houston on Sept. 30, he re-injured the shoulder. It caused him to miss the next five weeks.

In 11 total games in 2012, Locker completed 177 of 314 passes for 2,176 yards, 10 touchdowns and 11 interceptions (74.0 passer rating). He also rushed for 291 yards and a score on 41 attempts.

As a rookie in 2011, he appeared in five total contests as a back-up to Hasselbeck. He passed for 542 yards and four touchdowns without throwing an interception, and he added 56 yards and one rushing touchdown. Against the Saints on Dec. 11, 2011, he passed for 282 yards, the second-highest total in franchise history by a rookie signal caller (331 by **Jacky Lee** on Nov. 25, 1960).

Prior to his NFL career, Locker played four seasons at the University of Washington. A starter in 40 games, he helped turn a once-struggling program into a unit that won a bowl game in his final collegiate appearance.

By the end of his career with the Huskies, Locker was at or near the top of most of the team's passing charts. He ranked second all-time with 7,639 career passing yards and also ranked second in career attempts (1,148), completions (619) and touchdown passes (53).

Additionally, he set the school's records for rushing yards by a quarterback in a season (986 in 2007) and career (1,939). His 29 career rushing touchdowns ranked third all-time, regardless of position.

In total offense, Locker ranked second in Huskies history in career yards (9,578), attempts (1,601) and yards per game (239.5). He was re-



## JAKE LOCKER'S STARTING RECORD WHEN ...

Record When Locker ...	2014	2013	2012	Overall Career
Starts at quarterback . . . . .	1-4	4-3	4-7	9-14
Starts vs. division opponents . . .	0-0	0-2	1-4	1-6
Passes for 300 or more yards . . .	0-0	0-1	1-1	1-2
Completes 1 or more TD passes . .	1-2	2-2	2-6	5-10
Completes 2 or more TD passes . .	1-0	1-2	2-0	4-2
Completes 3 or more TD passes . .	0-0	1-0	0-0	1-0
Starts and passes for no INTs . . .	1-2	3-1	4-1	8-4
Completes 70.0% of his passes . .	0-1	1-0	0-1	1-2
Has a passer rating of 80.0+ . . . .	1-1	2-2	3-1	6-4
Has a passer rating of 90.0+ . . . .	1-1	2-2	3-0	6-3
Has a passer rating of 100.0+ . . .	1-1	1-0	1-0	3-1
Sacked 0 times . . . . .	0-1	0-1	1-1	1-3
Rushes for 1 or more TDs . . . . .	0-1	2-0	1-0	3-1
Rushes for 2 or more TDs . . . . .	0-0	0-0	0-0	0-0
Rushes and Passes for 1 TD . . . .	0-1	1-0	0-0	1-1

sponsible for 496 career points (includes rushing and passing touchdowns), second-most in UW history behind **Cody Pickett**.

As a senior in 2010, he completed 184 of 332 passes for 2,265 yards with 17 touchdowns. More importantly, he fulfilled his commitment to return the team to a bowl game after his team suffered through an 0-12 campaign in 2008. The Huskies played Nebraska in the 2010 Holiday Bowl and won 19-7.

A native of Ferndale, Wash., Locker was also a highly-touted baseball prospect. He was drafted twice by the Los Angeles Angels—in the 40th round in 2006 coming out of Ferndale High School and again in the 10th round of the 2009 draft.

### 2014 Highlights:

- **At Kansas City (9/7)**, completed 22 of 33 passes for 266 yards, no interceptions, two touchdowns and a passer rating of 111.4. It was the third-highest passer rating of his four-year career. He also had six rushes for 14 yards. In the second quarter he completed a five-yard touchdown to Delanie Walker, and he added a six-yard touchdown pass to Kendall Wright in the third quarter.
- **Against Dallas (9/14)**, completed 18 of 34 passes for 234 yards, two interceptions, one touchdown and a passer rating of 60.2. He completed a 61-yard touchdown pass to Delanie Walker.
- **At Indianapolis (9/28)**, he was inactive due to a wrist injury he suffered in the previous game at Cincinnati.
- **Against Cleveland (10/5)**, he exited the game in the second quarter with a right hand injury. Prior to that point, he completed eight passes on 11 attempts for 79 yards, a touchdown and a passer rating of 122.9. He also rushed for 34 yards on four attempts, including an 11-yard touchdown run. It marked the third game in his career (second start) in which he had a passing and rushing touchdown.
- **Against Jacksonville (10/12) and at Washington (10/19)**, he was inactive due to a right thumb injury he suffered on Oct. 5.
- **At Houston (11/30)**, came off the bench for an injured Zach Mettenberger in the third quarter and completed six of his 12 attempts for 91 yards, a touchdown and two interceptions. He completed a 25-yard touchdown pass to Nate Washington in the fourth quarter.
- **Against the New York Giants (12/7)**, came off the bench for an injured Zach Mettenberger in the fourth quarter and completed nine of his 11 attempts for 81 yards and an interception. He added two rushing attempts for

### Locker's Career Regular Season Statistics:

Passing																	Rushing				
Year	GP	GS	Att	Cmp	Pct	Yds	Yd/Att	TD	TD%	Int	Int%	Lg	Sack	Lost	Rate	Att	Yds	Avg	Lg	TD	
2011	5	0	66	34	51.5	542	8.2	4	6.1	0	0.0	54	5	37	99.4	8	56	7.0	17	1	
2012	11	11	314	177	56.4	2,176	6.9	10	3.2	11	3.5	71t	25	151	74.0	41	291	7.1	32	1	
2013	7	7	183	111	60.7	1,256	6.9	8	4.4	4	2.2	66t	16	105	86.7	24	155	6.5	39	2	
2014	7	5	146	86	58.9	993	6.8	5	3.4	7	4.8	61t	14	85	70.9	22	142	6.5	29	1	
Totals	30	23	709	408	57.5	4,967	7.0	27	3.8	22	3.1	71t	60	378	79.0	95	644	6.8	39	5	

a team-high 28 yards.

➤ **Against the New York Jets (12/14)**, he recorded his fifth start of the season and completed six of 11 passes for 57 yards before leaving the game in the second quarter with a left shoulder injury. He also rushed twice for seven yards. On a 26-yard pass to Nate Washington in the first quarter, he passed Matt Hasselbeck (4,938 passing yards with the Titans) for ninth place on the team's all-time passing yards list.

## FRANCHISE QBs, FIRST 16 STARTS

On Oct. 20, 2013, Titans quarterback **Jake Locker** recorded his 16th career start. He became the 12th quarterback in franchise history to reach the modern-day equivalent of a complete season's worth of starts.

Of the 12 quarterbacks in franchise history to reach 16 starts, Locker ranked in the top four in passer rating (fourth), completion percentage (fourth), passing yards (fourth), touchdowns (tied for third) and interception percentage (third lowest).

**Titans/Oilers quarterbacks through their first 16 starts (does not include statistics from non-starts):**

Quarterback	Seasons	W-L	Att	Cmp	Pct	Yds	TD	Int	Rate
1. C. Chandler*	1995-96	7-9	434	271	62.4	3,064	23	11	90.6
2. S. McNair	1995-97	9-7	405	224	55.3	3,067	17	11	82.4
3. M. Hasselbeck*	2011	9-7	518	319	61.6	3,571	18	14	82.4
<b>4. J. Locker</b>	<b>2012-13</b>	<b>7-9</b>	<b>466</b>	<b>271</b>	<b>58.2</b>	<b>3,223</b>	<b>18</b>	<b>12</b>	<b>81.5</b>
5. W. Moon*	1984	3-13	450	259	57.6	3,338	12	14	76.9
6. K. Collins*	2006-08	12-4	481	271	56.3	3,044	12	12	73.3
7. C. Carlson	1988-94	11-5	421	243	57.7	3,023	16	20	73.0
8. V. Young	2006-07	10-6	400	216	54.0	2,492	14	14	70.1
9. K. Stabler*	1980	11-5	457	293	64.1	3,202	13	28	68.7
10. G. Blanda*	1960-61	11-5	507	239	47.1	3,732	37	34	68.4
11. P. Beathard*	1967-68	10-6	409	186	45.5	2,545	15	26	51.6
12. D. Pastorini	1971-72	5-11	391	182	46.5	2,347	10	23	49.9

\* Joined the team with previous professional experience as a starter



## LOCKER'S TOP CAREER PERFORMANCES

### MOST ATTEMPTS

45	vs. Houston	12/02/2012
42	vs. Detroit	09/23/2012
41	vs. San Francisco	10/20/2013
40	at Jacksonville	11/25/2012
37	vs. San Diego	09/22/2013

### MOST COMPLETIONS

29	vs. Detroit	09/23/2012
25	vs. San Francisco	10/20/2013
23	vs. San Diego	09/22/2013
23	vs. New England	09/09/2012
23	at Jacksonville	11/25/2012

### HIGHEST COMPLETION PERCENTAGE (MIN. 15 ATT.)

75.0	vs. N.Y. Jets	09/29/2013	(18 of 24)
71.9	vs. New England	09/09/2012	(23 of 32)
69.0	vs. Detroit	09/23/2012	(29 of 42)
68.8	at Indianapolis	12/18/2011	(11 of 16)*
<b>66.7</b>	<b>at Kansas City</b>	<b>09/07/2014</b>	<b>(22 of 33)</b>
62.9	at Indianapolis	12/09/2012	(22 of 35)

### MOST PASSING YARDS

378	vs. Detroit	09/23/2012
326	vs. San Francisco	10/20/2013
309	vs. Houston	12/02/2012
299	vs. San Diego	09/22/2013
282	vs. New Orleans	12/11/2011*

### MOST TOUCHDOWN PASSES

3	vs. N.Y. Jets	09/29/2013
<b>2</b>	<b>at Kansas City</b>	<b>09/07/2014</b>
2	vs. San Francisco	10/20/2013
2	at Houston	09/15/2013
2	at Atlanta	11/20/2011*
2	vs. Detroit	09/23/2012
2	at Miami	11/11/2012

### HIGHEST PASSER RATING (MIN. 15 ATT.)

130.0	vs. N.Y. Jets	09/29/2013
113.0	vs. Detroit	09/23/2012
<b>111.4</b>	<b>at Kansas City</b>	<b>09/07/2014</b>
108.3	at Indianapolis	12/18/2011*
107.3	at Atlanta	11/20/2011*
96.6	vs. San Diego	09/22/2013

### MOST RUSHING YARDS

68	vs. San Diego	09/22/2013
51	at Indianapolis	12/09/2012
<b>50</b>	<b>at Cincinnati</b>	<b>09/21/2014</b>
43	vs. N.Y. Jets	12/17/2012
38	vs. Houston	12/02/2012
36	vs. New Orleans	12/11/2011*
36	at Miami	11/11/2012

### MOST RUSHING TOUCHDOWNS

1	(five times, last vs. Cleveland, 10/05/2014)
---	--

\* Did not start



**#12 • QB CHARLIE WHITEHURST**[CLICK FOR COMPLETE BIO \(PDF\)](#)

Charlie Whitehurst completed his first season with the Titans and his ninth season in the NFL. The Titans signed him as an unrestricted free agent early in the 2014 offseason.

He began the 2014 campaign as the backup quarterback, but injuries during the year to **Jake Locker** and **Zach Mettenberger** provided an opportunity to play in seven contests with five starts. He set career highs in every passing category, completing 105 of 185 passes for 1,326 yards with seven touchdowns, two interceptions and a passer rating of 87.4.

Whitehurst arrived well-versed in **Ken Whisenhunt's** offensive system, having served as the San Diego Chargers backup quarterback under Whisenhunt's direction during the 2013 campaign.

In his first eight seasons in the NFL, Whitehurst appeared in 13 games with four starts and completed 84 of 155 passes for 805 yards with three touchdowns and four interceptions.

The Duluth, Ga., native was originally selected by the San Diego Chargers in the third round (81st overall) in the 2006 NFL Draft. He spent six total seasons with the Chargers (2006-09, 2012-13) and two campaigns with the Seattle Seahawks (2010-11).


At Clemson University, Whitehurst amassed 25 career wins, the second-highest total in school history. His seven wins over top-25 teams tied school record and included three wins against Top-10 teams. He graduated with 46 school records, including career passing yards, completions, touchdowns and 300-yard games.

**2014 Highlights:**

➤ **At Indianapolis (9/28)**, notched his fifth career start and his first since Oct. 30, 2011, filling in for Jake Locker (wrist injury). He was 12-of-23 passing for 177 yards, one touchdown and one interception. He completed his fourth career touchdown pass in the second quarter, finding Delanie Walker for a seven-yard score. He also scrambled for a 23-yard gain in the first quarter to set a career long. His 40 total rushing yards in the contest ranked first on the team and set a new career high.

➤ **Against Cleveland (10/5)**, entered the game in relief of Jake Locker (hand injury) in the second quarter and went 13-of-21 for 194 yards with two touchdowns, no interceptions and a passer rating of 123.9. He found Kendall Wright for an 11-yard touchdown pass and then hit Justin Hunter in stride for a career-long 75-yard touchdown. It was the first time in his career he completed two touchdown passes in a game.

➤ **Against Jacksonville (10/12)**, started and threw for a then-career-high 233 yards, completing 17 passes with no interceptions on 28 attempts, including a 38-yard pass to Justin Hunter and a 37-yarder to Delanie Walker.



His final passer rating was 87.4.

➤ **At Washington (10/19)**, completed 17 of 26 passes for 160 yards, two touchdowns and an interception. His passer rating of 91.8 was the highest of his career in a start. His two touchdown passes (14 yards to Kendall Wright, 38 yards to Derek Hagan) tied his career high.

➤ **Against the New York Jets (12/14)**, entered the game after Jake Locker suffered a shoulder injury in the second quarter. He completed 10 passes for 203 yards on 24 attempts (72.0 passer rating).

➤ **At Jacksonville (12/18)**, recorded his fourth start of the season and the eighth of his career. He was 24-of-35 passing for 287 yards with a touchdown and no interceptions. His passing yards and completion totals both set career highs, and his 102.9 passer rating was the highest of his career in a start.

➤ **Against Indianapolis (12/28)**, completed 12 of 28 passes for 72 yards and a touchdown. He also rushed four times for 19 yards. In the second quarter, he connected with Kendall Wright for a six-yard touchdown. It extended his career high to seven touchdown passes in 2014 (10 career).

**Whitehurst's Career Regular Season Passing Statistics:**

Year/Team	G/GS	Att	Cmp	Pct	Yds	TD	Int	Lg	Sack	Rate
2006 SD	2/0	0	0	-	0	0	0	-	0	-
2007 SD	0/0	0	0	-	0	0	0	-	0	-
2008 SD	0/0	0	0	-	0	0	0	-	0	-
2009 SD	0/0	0	0	-	0	0	0	-	0	-
2010 Sea	6/2	99	57	57.6	507	2	3	61	5	65.5
2011 Sea	3/2	56	27	48.2	298	1	1	38	8	62.9
2012 SD	0/0	0	0	-	0	0	0	-	0	-
2013 SD	2/0	0	0	0	0	0	0	0	0	0
2014 Ten	7/5	185	105	56.8	1,326	7	2	75t	18	87.4
<b>Totals</b>	<b>20/9</b>	<b>340</b>	<b>189</b>	<b>55.6</b>	<b>2,131</b>	<b>10</b>	<b>6</b>	<b>75t</b>	<b>31</b>	<b>77.0</b>

**#7 • QB ZACH METTENBERGER**[CLICK FOR COMPLETE BIO \(PDF\)](#)

**Zach Mettenberger** was drafted by the Titans in the sixth round (178th overall) of the 2014 NFL Draft.

In his first NFL season, he spent the first seven games as a reserve. Then, in Week 8 against the Houston Texans, he recorded his first of six consecutive starts.

Mettenberger became the third quarterback in franchise history to start at least six games as a rookie, joining **Dan Pastorelli** (eight in 1971) and **Vince Young** (13 in 2006). But against the Giants on Dec. 7, he aggravated a right shoulder injury, which caused him to be inactive for the final three contests.

Mettenberger's rookie totals included 107 completions and 1,412 yards on 179 attempts. He completed eight touchdown passes with seven interceptions. Of the six NFL rookies who started at least one game in 2014, Mettenberger ranked second with a passer rating of 83.4, trailing only Minnesota's **Teddy Bridgewater** (85.2). Mettenberger's season passer rating also was the best in franchise history among rookie quarterbacks with a minimum of one start, topping the previous rookie record holder, **Steve McNair** (81.7 in 1995).

Prior to joining the Titans, Mettenberger spent three years at Louisiana State University, where he appeared in 30 games and posted a 19-6 mark as a starting quarterback. His career numbers for the Tigers included 5,783 passing yards (sixth in LSU history), 35 touchdowns (fifth), 407 completions (sixth) and 659 attempts (seventh). He became the third player in LSU history to pass for 3,000 yards in a season in 2013 (3,082) and became the only player in LSU history to have back-to-back seasons of 2,500 yards or more (2,609 yards in 2012).

As a senior in 2013, Mettenberger completed 192 of 296 passes for 3,082 yards and 22 touchdowns and just eight interceptions, ranking second in the SEC in pass efficiency (171.4).

**2014 Highlights:**

➤ In the preseason, played in four games with one start. Finished the preseason 47-of-68 for 659 passing yards, two touchdowns, two interceptions and a passer rating of 97.6. He finished first in the NFL during the preseason in passing yards and third in completions. No previous quarterback for the franchise in the "Titans era" (since 1999) finished a preseason with more passing yards than Mettenberger.



Charlie Whitehurst passed for a career-high 287 yards at Jacksonville.

➤ **At Indianapolis (9/28)**, due to Jake Locker's wrist injury, was on the 46-player active list for the first time as the No. 2 quarterback. He received his first NFL playing time late in the fourth quarter and completed two of his five passes for 17 yards and an interception.

➤ **Against Houston (10/26)**, recorded the first start of his career, becoming the ninth rookie in franchise history to start at quarterback. He was 27-of-41 passing for 299 yards with two touchdowns, an interception and a passer rating of 93.4. He completed his first career touchdown pass on a six-yard throw to tight end Delanie Walker in the third quarter and added a 12-yard touchdown toss to wide receiver Justin Hunter in the fourth quarter. His 299 passing yards were the most by a Titans quarterback through eight weeks of the season and the most in franchise history by a rookie quarterback in his first start. His two touchdown passes were the most for the franchise by a first-time rookie starter since Jacky Lee's three touchdown passes against Denver on Nov. 20, 1960.

➤ **At Baltimore (11/9)**, recorded his second career start and was 16-of-27 passing for 179 yards with one touchdown, one interception and a passer rating of 76.0. In the first quarter, he completed his third career touchdown pass on a three-yard shovel pass to Leon Washington.

➤ **Against Pittsburgh (11/17)**, completed 15 of 24 passes for 263 yards, two touchdowns, one interception and a 110.2 passer rating in his first career primetime performance. He completed an 80-yard touchdown pass to Nate Washington and a four-yard touchdown to Chase Coffman. His 263 passing yards set a record for a rookie on Monday Night Football, topping the previous record of 241 yards by Philadelphia's John Reaves in 1972 (Oct. 2, 1972 against the New York Giants). He became the fifth quarterback in franchise history to start at least three games during his rookie season, joining Jacky Lee (1960), Dan Pastorini (1971), Brent Pease (1987) and Vince Young (2006).

➤ **At Philadelphia (11/23)**, was 20-of-39 passing for 345 yards, two touchdowns and an interception (88.1 passer rating). He recorded his first career 300-yard game and set a new single-game franchise record for passing yards by a rookie, topping Jacky Lee's 331 yards against the Boston Patriots on Nov. 25, 1960. Mettenberger completed touchdown passes of 40 yards to Justin Hunter and six yards to Dexter McCcluster. His 68-yard pass to Delanie Walker was his second-longest pass of the season. In becoming the third quarterback in franchise history to start at least four games as a rookie, joining Dan Pastorini (eight in 1971) and Vince Young (13 in 2006), he became the first of the group to have at least one touchdown pass in each of his first four starts. Mettenberger's 345 passing yards were the most by an NFL rookie through Week 12.

➤ **At Houston (11/30)**, was 13-of-19 passing for 184 yards with one touchdown, one interception and a passer rating of 95.1. In the third quarter, he completed a 36-yard touchdown pass to Kendall Wright, giving him at least one touchdown pass in all five of his NFL starts. However, his day ended prematurely after he left the game with a shoulder injury in the third quarter.

➤ **Against the New York Giants (12/7)**, was 14-of-24 passing for 125 yards with one interception and a passer rating of 55.0. In the fourth quarter, his day came to a premature end for the second consecutive week when he aggravated a right shoulder injury.

➤ **Against the New York Jets (12/14)**, at **Jacksonville (12/18)** and **against Indianapolis (12/28)**, he was inactive with a right shoulder injury.

#### Mettenberger's Career Regular Season Passing Statistics:

Year	G	GS	Att	Cmp	Pct	Yds	TD	Int	Lg	Sack	Rate
2014	7	6	179	107	59.8	1,412	8	7	80t	18	83.4
<b>Totals</b>	<b>7</b>	<b>6</b>	<b>179</b>	<b>107</b>	<b>59.8</b>	<b>1,412</b>	<b>8</b>	<b>7</b>	<b>80t</b>	<b>18</b>	<b>83.4</b>

#### Mettenberger's College Passing Statistics:

Year/Team	G/GS	Att	Cmp	Pct	Yds	TD	Int	Lg	Rate
2010 Butler CC	12/12	299	176	58.9	2,678	32	4	81	166.7
2011 LSU	5/0	11	8	72.7	92	1	0	24	173.0
2012 LSU	13/13	352	207	58.8	2,609	12	7	56	128.3
2013 LSU	12/12	296	192	64.9	3,082	22	8	63	171.4
<b>Totals</b>	<b>42/37</b>	<b>958</b>	<b>583</b>	<b>60.9</b>	<b>8,461</b>	<b>67</b>	<b>19</b>	<b>81</b>	<b>154.2</b>

## TOP TITANS ROOKIE PASSER RATINGS

Titans quarterback **Zach Mettenberger** played in seven games with six starts as a rookie. He became the ninth rookie in franchise history to start at least one contest at quarterback. Among the group, he is the rookie leader with a passer rating of 83.4.

**Top passer ratings by Titans/Oilers rookie passers (minimum one start):**

Name	Year (Round)	G/S	Att	Cmp	Yds	TD	Int	Rtg
1. <b>Zach Mettenberger</b>	<b>2014 (6th)</b>	<b>7/6</b>	<b>179</b>	<b>107</b>	<b>1,412</b>	<b>8</b>	<b>7</b>	<b>83.4</b>
2. Steve McNair	1995 (1st)	4/2	80	41	569	3	1	81.7
3. Jacky Lee	1960 (Undr.)	14/3	77	41	842	5	6	81.2
4. Vince Young	2006 (1st)	15/13	357	184	2,199	12	13	66.7
5. Brent Pease	1987 (11th-Min)	7/3	113	56	728	3	5	60.6
6. Dan Pastorini	1971 (1st)	14/8	270	127	1,702	7	21	43.8
7. Rusty Smith	2010 (6th)	2/1	40	20	200	0	4	25.0
8. Bob Davis	1967 (2nd)	2/2	19	9	71	0	2	17.5
9. Lynn Dickey	1971 (3rd)	7/2	57	19	315	0	9	13.3

## PASSER RATING AMONG 2014 ROOKIES

**Zach Mettenberger** ranked second in passer rating among rookies in 2014 who started at least one game.

**Highest rookie passer rating in 2014 (minimum one start):**

Player	Team	Cmp	Att	Pct	Yds	TD	Int	Rate
1. Teddy Bridgewater	MIN	259	402	64.4	2,919	14	12	85.2
2. <b>Zach Mettenberger</b>	<b>TEN</b>	<b>107</b>	<b>179</b>	<b>59.8</b>	<b>1,412</b>	<b>8</b>	<b>7</b>	<b>83.4</b>
3. Derek Carr	OAK	348	599	58.1	3,270	21	12	76.6
4. Blake Bortles	JAC	280	475	58.9	2,908	11	17	69.5
5. Connor Shaw	CLE	14	28	50.0	177	0	1	55.2
6. Johnny Manziel	CLE	18	35	51.4	175	0	2	42.0

## SINGLE-GAME ROOKIE PASSING YARDS

On Nov. 24 at Philadelphia, **Zach Mettenberger** set a franchise rookie record with 345 passing yards. He broke **Jacky Lee's** longstanding record of 331 yards at the Boston Patriots on Nov. 25, 1960.

In his first career start, Mettenberger passed for 299 yards against the Houston Texans on Oct. 26. That total ranks third in franchise history among rookie passers.

**Most single-game passing yards by a rookie, franchise history:**

Player	Date/Opponent	Passing Yards
1. <b>Zach Mettenberger</b>	<b>11/23/14 at Philadelphia</b>	<b>345</b>
2. Jacky Lee	11/25/60 at Boston	331
3. <b>Zach Mettenberger</b>	<b>10/26/14 vs. Houston</b>	<b>299</b>
4. Jake Locker	12/11/11 vs. New Orleans	282
5. Jacky Lee	11/20/60 vs. Denver	281
6. Brent Pease	10/4/87 at Denver	260
7. Dan Pastorini	11/7/71 at New England	260





## MORE TITANS QUARTERBACKS

### QB JORDAN PALMER

- **Jordan Palmer** was signed by the Titans as a free agent on Dec. 15, 2014, the same day Jake Locker was placed on injured reserve with a shoulder injury.
- Palmer arrived in Tennessee with five previous seasons in the NFL. He spent time with five teams: Washington, Cincinnati, Jacksonville, Chicago and Buffalo. He spent the majority of his career (2008-10) with the Bengals.
- Prior to coming to the Titans, he played in four career games, completing 10 of 15 passes for 59 yards.
- Palmer threw for 11,084 yards in four seasons at the University of Texas – El Paso. He then entered the NFL as a sixth-round selection by the Redskins in the 2007 NFL Draft.
- In 2013, he was with the Bears for most of the season and re-signed early in the offseason. He was released at the end of training camp.

### 2014 Highlights:

- **Against Indianapolis (12/28)**, made his Titans debut in the fourth quarter and completed one pass for seven yards in three attempts.



## RUNNING BACKS & FULLBACKS

No.	Name	Ht	Wt	Exp	College
26	Andrews, Antonio	5-10	225	R	Western Kentucky
44	Battle, Jackie	6-2	240	7	Houston
23	Greene, Shonn	5-11	233	6	Iowa
22	McCluster, Dexter (IR)	5-8	170	5	Mississippi
20	Sankey, Bishop	5-10	209	R	Washington
29	Washington, Leon	5-8	192	9	Florida State

## #23 • RB SHONN GREENE

[CLICK FOR COMPLETE BIO \(PDF\)](#)

Running back **Shonn Greene** completed his sixth NFL season and his second campaign with the Titans.

In 2014, he played in 13 games (five starts) and ranked second on the squad with 392 rushing yards on 94 carries. His 4.2-yard average was his highest since 2011.

Greene was signed as an unrestricted free agent on March 14, 2013 after spending the first four seasons of his career with the New York Jets.

Greene appeared in 11 games in his first season in Tennessee and rushed 77 times for 295 yards and four touchdowns. He missed five contests after suffering a knee injury in the season opener at Pittsburgh.

Greene split carries in the backfield for the majority of his time in New York. As a rookie in 2009, he gained 540 yards as a backup to starter **Thomas Jones** (1,402), and in 2010, he rushed for 766 yards playing in the same backfield as **LaDainian Tomlinson** (914). The same duo was featured in 2011, but for the first time Greene took the majority of carries and rushed for 1,054 yards (280 by Tomlinson).

In 2012, Greene appeared in every game and recorded 14 starts. He set career highs with 276 carries, 1,063 rushing yards and eight rushing touchdowns. He was particularly successful in short-yardage situations. When the Jets faced third-and-two or shorter, he gained first downs on an NFL-best 11 of 11 attempts, and on second-and-two or shorter, he was 12 of 15.

Greene was a key member of playoff teams in 2009 and 2010. Appearing in six total games during those two postseasons, he rushed for 502 yards and three touchdowns on 99 attempts (5.1 avg.).

A native of Sicklerville, N.J., Greene played three seasons at the University of Iowa. In 33 games with the Hawkeyes, he rushed for 2,228 yards, including a school-record 1,850 rushing yards in 2008. He won the 2008 Doak Walker Award, presented to the nation's top running back. The Jets selected him with the 65th overall pick in the 2009 NFL Draft.



### GREENE'S CAREER 100-YARD RUSHING GAMES

Date	Opp	Att.	Yds.	Avg.	Lg	TD
10/14/12	Indianapolis	32	161	5.0	21	3
10/25/09	at Oakland	19	144	7.6	33t	2
01/09/10	at Cincinnati (WC)	21	135	6.4	39t	1
12/11/11	Kansas City	24	129	5.4	31	1
01/17/10	at San Diego (Div)	23	128	5.6	53t	1
10/03/10	at Buffalo	22	117	5.3	17	0
10/23/11	San Diego	20	112	5.6	24	0
12/02/12	Arizona	24	104	4.3	19	0

### 2014 Highlights:

- **At Kansas City (9/7)**, led the Titans with 71 rushing yards on 15 carries (4.7 avg.). His yardage total was the second highest in his two seasons with the Titans (91 at Jacksonville on Dec 22, 2014).
- **Against Dallas (9/14)**, led the Titans with 40 rushing yards on five carries (8.0 avg.).
- **At Cincinnati (9/21)**, rushed for 33 yards on 10 attempts, including a one-yard touchdown run in the fourth quarter.
- **At Indianapolis (9/28)**, rushed for 10 yards on three attempts.
- **Against Cleveland (10/5)**, rushed for 36 yards on 11 attempts.
- **Against Jacksonville (10/12)** and **at Washington (10/19)**, he was inactive with a hamstring injury.
- **At Philadelphia (11/23)**, he scored on a two-yard run in the second quarter, tallying his second touchdown of the season and his 24th career touchdown run. He carried the ball six times for 15 yards in the contest.
- **Against the New York Giants (12/7)**, he was inactive.
- **Against the New York Jets (12/14)**, led the team with 16 carries for 50 yards and added one reception for 13 yards.
- **At Jacksonville (12/18)**, rushed for 28 yards on seven carries. In the second quarter, he crossed the 4,000-yard rushing threshold for his career.
- **Against Indianapolis (12/28)**, led the team with a season-high 94 rushing yards on 11 carries. It was his highest rushing total since a 104-yard effort against Arizona on Dec. 2, 2012. In the third quarter, on a fourth-and-one play, he took a handoff and rumbled for a 52-yard run, setting a new career long (36 yards vs. Miami on Oct. 28, 2012). It was also the team's longest run of the season.

### Greene's Career Regular Season Statistics (2009-12 with New York Jets):

Year	GP	GS	Att	Yds	Avg	Lg	TD	Rec	Yds	Avg	Lg	TD
2009	14	0	108	540	5.0	33t	2	0	0	-	-	0
2010	15	2	185	766	4.1	23t	2	16	120	7.5	15	0
2011	16	15	253	1,054	4.2	31	6	30	211	7.0	36	0
2012	16	14	276	1,063	3.9	36	8	19	151	7.9	30	0
2013	11	0	77	295	3.8	29	4	6	39	6.5	28	0
2014	13	5	94	392	4.2	52	2	1	13	13.0	13	0
<b>Totals</b>	<b>85</b>	<b>36</b>	<b>993</b>	<b>4,110</b>	<b>4.1</b>	<b>52</b>	<b>24</b>	<b>72</b>	<b>534</b>	<b>7.4</b>	<b>36</b>	<b>0</b>



## #22 • RB DEXTER McCLUSTER

[CLICK FOR COMPLETE BIO \(PDF\)](#)

Running back **Dexter McCluster** completed his fifth NFL season and his first campaign with the Titans. He was signed as an unrestricted free agent on March 13, 2014.

A knee injury brought McCluster's 2014 campaign came to an early end. He was placed on injured reserve on Dec. 18. Prior to that, he played in 14 games (two starts) and totaled 131 yards on 40 carries and 197 yards and a touchdown on 26 receptions. He also led the team with 22 punt returns for a 7.0-yard average.

Prior to his arrival in Tennessee, McCluster played four seasons with the Kansas City Chiefs (2010-13), spending time as a returner, running back and receiver in 58 total games (23 starts). He logged 172 receptions for 1,500 yards (8.7 avg.) and four touchdowns while also recording 152 carries for 662 yards and one rushing score. On special teams, he returned 79 punts for 959 yards (12.1 avg.) with three touchdowns and 52 kickoffs for 1,087 yards.

In 2013, he was named to his first Pro Bowl, earning the honor as a punt returner. Additionally, he earned second-team All-Pro as a punt returner by the *Associated Press*. He recorded a league-best 686 yards on 58 punt returns with a pair of touchdowns. As a wide receiver, McCluster caught 53 passes for 511 yards and two touchdowns in 15 games (six starts).

The Largo, Fla., native was originally selected by the Kansas City Chiefs in the second round (36th overall) of the 2010 NFL Draft following a four-year career at Mississippi.

At Ole Miss, McCluster saw action in 40 contests, starting 22 games at wide receiver and six games at running back. He finished his career ranked eighth in school annals with 130 receptions and tied for ninth in school annals with 15 rushing touchdowns, to go along with 304 total carries for 1,955 yards. McCluster ranked second in school history with 4,089 all-purpose yards.

**2014 Highlights:**

- **At Kansas City (9/7)**, in his first NFL game since leaving the Chiefs for the Titans as a free agent in the offseason, received a start at running back. He recorded nine carries for 29 yards and added one reception for 17 yards.
- **Against Dallas (9/14)**, rushed four times for 30 yards and caught one pass for nine yards.
- **At Cincinnati (9/21)**, caught two passes for 15 yards, rushed once for no gain and returned a punt one yard.
- **At Indianapolis (9/28)**, rushed twice for one yard and returned a punt seven yards.
- **Against Cleveland (10/5)**, posted three carries for 10 yards, one reception for minus-two yards and three punt returns for 16 yards.



- **Against Jacksonville (10/12)**, recorded a team-high six receptions for 52 yards and added two rushing attempts for six yards. He helped set up a first-quarter field goal with a 25-yard catch. Additionally, he returned four punts for 16 total yards.
- **At Washington (10/19)**, started at running back and posted one reception for six yards. He recorded a rushing attempt for minus-one yard.
- **Against Houston (10/26)**, tied for the team lead with four receptions for 39 yards and added two punt returns for 57 yards, including a 48-yard return in the first quarter to help set up a field goal. The return put him over the 1,000-yard mark for his career on punt returns.
- **At Baltimore (11/9)**, left the game in the second quarter with a knee injury.
- **Against Pittsburgh (11/17)**, rushed once for five yards and caught one pass for 17 yards.
- **At Philadelphia (11/23)**, caught a six-yard touchdown pass from Zach Mettenberger in the fourth quarter to record his first touchdown in a Titans uniform and his sixth career receiving touchdown. His game totals included one carry for two yards, three receptions for 15 yards and one punt return for eight yards.
- **At Houston (11/30)**, rushed nine times for 33 yards and caught two passes for 11 yards. He added a 21-yard punt return.
- **Against the New York Giants (12/7)**, totaled 10 yards on two receptions and added a four-yard punt return.
- **Against the New York Jets (12/14)**, gained 15 yards on five carries and added two receptions for eight yards. He also recorded 26 yards on four punt returns (6.5 average), including a long of 15 yards. In the fourth quarter, he recorded the 100th punt return of his career.
- Placed on injured reserve on Dec. 18 with a knee injury.

**McCluster's Career Regular Season Rushing and Receiving Statistics (2010-13 with Kansas City Chiefs):**

Year	GP	GS	Att	Yds	Avg	Lg	TD	Rec	Yds	Avg	Lg	TD
2010	11	7	18	71	3.9	20	0	21	209	10.0	31	1
2011	16	4	114	516	4.5	32	1	46	328	7.1	49	1
2012	16	6	12	70	5.8	19	0	52	452	8.7	31	1
2013	15	6	8	5	0.6	5	0	53	511	9.6	43	2
2014	14	2	40	131	3.3	16	0	26	197	7.6	25	1
<b>Totals</b>	<b>72</b>	<b>25</b>	<b>192</b>	<b>793</b>	<b>4.1</b>	<b>32</b>	<b>1</b>	<b>198</b>	<b>1,697</b>	<b>8.6</b>	<b>49</b>	<b>6</b>

**McCluster's Career Regular Season Return Statistics (2010-13 with Kansas City Chiefs):**

Year	PR	FC	Yds	Avg	Lg	TD	KR	Yds	Avg	Lg	TD
2010	13	2	202	15.5	94	1	26	527	20.3	36	0
2011	6	3	65	10.8	22	0	25	557	22.3	35	0
2012	2	2	6	3.0	6	0	0	0	-	-	0
2013	58	11	686	11.8	89	2	1	3	3.0	3	0
2014	22	14	155	7.0	48	0	0	0	-	-	0
<b>Totals</b>	<b>101</b>	<b>32</b>	<b>1,114</b>	<b>11.0</b>	<b>94</b>	<b>3</b>	<b>52</b>	<b>1,087</b>	<b>20.9</b>	<b>36</b>	<b>0</b>

**HIGHEST PR AVERAGE, 2010-14**

Since entering the NFL in 2010, **Dexter McCluster** ranks among the NFL leaders in punt return average.

Highest punt return average, 2010–2014 (minimum 50 punt returns):

Player	Punt Ret.	Yards	Average
1. Devin Hester	137	1,845	13.5
2. Julian Edelman	126	1,553	12.3
3. Ted Ginn Jr.	146	1,706	11.7
4. Golden Tate	68	787	11.6
5. Adam Jones	66	751	11.4
6. Dwayne Harris	87	965	11.1
7. Davone Bess	70	775	11.1
8. <b>Dexter McCluster</b>	<b>101</b>	<b>1,114</b>	<b>11.0</b>
9. Leodis McKelvin	90	974	10.8
10. Marc Mariani	80	848	10.6





## #20 • RB BISHOP SANKEY

[CLICK FOR COMPLETE BIO \(PDF\)](#)

Running back **Bishop Sankey** was drafted by the Titans in the second round (54th overall) of the 2014 NFL Draft. He was the first running back selected in the draft.

As a rookie, Sankey led the Titans with 569 rushing yards on 152 carries and scored a pair of touchdowns. He added 18 receptions for 133 yards as well as seven kickoff returns for 198 yards.

During his three-year career at the University of Washington, Sankey appeared in 38 games, starting his last 25 contests. He carried the ball 644 times for 3,496 yards and 37 touchdowns, adding 567 yards and one score on 67 receptions. His 3,496 career rushing yards were the third-most in Huskies' history.

As a junior, Sankey was a first-team All-Pac-12 selection, setting a school record with a career-best 1,870 rushing yards and 20 rushing scores. He was selected as a team captain and was named second-team Associated Press All-American. He earned first-team All-Pac-12 and also was named second-team Academic All-Pac-12. He was named one of three finalists for the Doak Walker Award.

At the NFL Scouting Combine in February 2014, he ran a 4.49-second 40-yard dash. His 26 reps of 225 pounds on the bench press ranked second among all running backs, and he finished first in the group at the three-cone drill (6.75 seconds) and the 20-yard shuttle (4.00). He tied for fourth in the broad jump (10 feet 6 inches).

A native of Wadsworth, Ohio, he spent three years at Gonzaga Preparatory School in Spokane, Wash., prior to his time at the University of Washington.

**2014 Highlights:**

- **At Kansas City (9/7)**, made his regular-season debut at running back in the third quarter. On his first carry he picked up four yards, and he finished the contest with 25 yards on six attempts (4.2 avg.).
- **Against Dallas (9/14)**, rushed twice for three yards.
- **At Cincinnati (9/21)**, led the Titans offense with 61 rushing yards on 10 carries, giving him his highest production total through three games. He also had a nine-yard reception against the Bengals.
- **At Indianapolis (9/28)**, produced 34 rushing yards and a touchdown on six attempts and 23 receiving yards on a pair of catches. Late in the third quarter, he scored his first career touchdown, reaching the end zone on a two-yard carry.
- **Against Cleveland (10/5)**, rushed for 27 yards on eight carries.
- **Against Jacksonville (10/12)**, was in the starting lineup at running back for the first time in his career. He led the team with 61 rushing yards on 18 carries, including a long run of 22 yards to help set up a field goal. He added one reception for seven yards.
- **At Washington (10/19)**, took the bulk of the team's rushing attempts for the second consecutive week and led the team in rushing. He carried 16 times for 56 yards.
- **Against Houston (10/26)**, led the team with 35 rushing yards on nine attempts and tied for the team lead with four receptions for 25 yards.
- **At Baltimore (11/9)**, recorded the second start of his career and led the team with 55 rushing yards on 16 carries. He also caught three passes for 19 yards.



- **Against Pittsburgh (11/17)**, scored his second career touchdown on a nine-yard run in the first quarter. He finished the game with 38 yards on 11 carries. Additionally, he recorded his first career kickoff returns, totaling 82 yards on three returns (27.3 avg.), and he caught one pass for seven yards.
- **At Philadelphia (11/23)**, led the team with 37 rushing yards on 10 carries and added three receptions for 15 yards. He also returned two kickoffs for 45 total yards.
- **At Houston (11/30)**, led the team with 42 rushing yards on 10 carries and added two kickoff returns for 71 yards (long of 42).
- **Against the New York Giants (12/7)**, recorded nine carries for 25 yards and two receptions for two yards.
- **Against the New York Jets (12/14)**, totaled eight yards on three rushing attempts and 18 yards on one reception.
- **At Jacksonville (12/18)**, led the team with 44 rushing yards on 14 attempts and added a nine-yard reception.
- **Against Indianapolis (12/28)**, rushed for 18 yards on four carries.

**Sankey's 2014/Career Statistics:**

Year	GP	GS	Att	Yds	Avg	Lg	TD	Rec	Yds	Avg	Lg	TD
2014	16	9	152	569	3.7	22	2	18	133	7.4	18	0

**Sankey's College Rushing and Receiving Statistics:**

Year	GP	GS	Att	Yds	Avg	Lg	TD	Rec	Yds	Avg	Lg	TD
2011	12	0	28	187	6.7	33	1	6	14	2.3	6	0
2012	13	12	289	1,439	5.0	61t	16	33	249	7.6	42	0
2013	13	13	327	1,870	5.7	60t	20	28	304	10.9	40	1
<b>Totals</b>	<b>38</b>	<b>25</b>	<b>644</b>	<b>3,496</b>	<b>5.4</b>	<b>61t</b>	<b>37</b>	<b>67</b>	<b>567</b>	<b>8.5</b>	<b>42</b>	<b>1</b>

**MORE TITANS RUNNING BACKS/FULLBACKS****RB ANTONIO ANDREWS**

- **Antonio Andrews** was originally signed by the Titans as an undrafted free agent in May 2014. After being waived in the final preseason roster cutdown, he spent the first seven weeks of the season on the practice squad. Then, on Oct. 21, he was signed to the 53-man roster.
- Andrews attended Western Kentucky, where he gained 3,674 yards with 29 touchdowns on 618 rushing attempts (5.9 avg.). As a senior (2013), he started all 12 contests and rushed for 1,730 yards to break his own school record by two yards.
- He attended Fort Campbell (Ky.) High School, less than an hour from Nashville.

**2014 Highlights:**

- In 2014, he played in four games and totaled two receptions for 11 yards. He also returned five kickoffs for 110 total yards.
- **At Philadelphia (11/23)**, he was on the 46-man active gameday roster for the first time. In the fourth quarter, he saw his first career action and returned a pair of kickoffs for 27 and 20 yards.
- **Against the New York Giants (12/7)**, averaged 21.0 yards on three kickoff returns.
- **Against Indianapolis (12/28)**, recorded his first career reception for six yards in the second quarter and later added a five-yard catch.

**FB JACKIE BATTLE**

- **Jackie Battle** is in his seventh NFL season and his second season with the Titans.
- He was signed by the Titans on the first day of 2013 training camp. He previously played with the Kansas City Chiefs (2007–2011) and San Diego Chargers (2012), totaling 64 games and nine starts before arriving in Tennessee. The University of Houston product was originally signed by the Dallas Cowboys as a rookie free agent in 2007.

- In 2013, he played in 16 games for the Titans and rushed 36 times for 142 yards and a score. He added 36 receiving yards on four receptions.
- In 2012, his only season in San Diego, he appeared in all 16 games with a career-best five starts and rushed for 311 yards on 95 carries with three touchdowns. He also caught a career-high 15 receptions for 108 yards with a score.

**2014 Highlights:**

- In 2014, he played in all 16 games for the third consecutive season and recorded one start at fullback. He recorded five carries for nine yards and a touchdown, caught five passes for 28 yards and tied for third on the team with 10 special teams tackles.
- **Against Jacksonville (10/12)**, scored on a one-yard run to give the Titans the lead late in the second quarter. It was his first touchdown of 2014 and his ninth career touchdown run.
- **At Washington (10/19)**, rushed for three yards on two carries, includ-



ing a fourth-and-one conversion (one yard) and a third-and-one conversion (two yards). He also had two receptions for 13 yards.

#### RB LEON WASHINGTON

- **Leon Washington** was signed as a free agent during the 2013 season, primarily to handle return duties. He is in his ninth NFL season.
- Read more on Washington later in this release among the team's specialists.

TITANS TIGHT ENDS						
No.	Name	Ht	Wt	Exp	College	
89	Brckett, Brett (IR)	6-5	251	2	Penn State	
86	Coffman, Chase	6-6	250	5	Missouri	
89	Mulligan, Matthew	6-4	257	6	Maine	
88	Stevens, Craig (IR)	6-3	263	7	California	
84	Thompson, Taylor (IR)	6-6	268	3	Southern Methodist	
82	Walker, Delanie	6-0	248	9	Central Missouri	

#### #88 • TE CRAIG STEVENS

[CLICK FOR COMPLETE BIO \(PDF\)](#)

**Craig Stevens'** seventh NFL season was cut short due to injury. In his fifth game of 2014, he suffered a thigh injury and was subsequently placed on injured reserve on Oct. 18.

Prior to his season-ending injury, Stevens caught two passes for 26 yards and continued his role as the team's primary blocking tight end.

In 2013, Stevens played in 15 games with 14 starts and caught two passes for five yards.

His 2012 statistics included a career-high 23 receptions for 275 yards and one touchdown, as he continued to assert himself as one of the NFL's most highly regarded blocking tight ends. He played and started in 15 games.

In his initial two campaigns, he was used as a reserve at tight end in addition to being a special teams contributor. Then, in 2010, he moved into a full-time offensive role, playing 15 games with 13 starts. He followed in 2011 with 15 games and 11 starts.

Stevens was selected by the Titans in the third round (85th overall) of the 2008 NFL Draft.

In four college seasons at Cal, Stevens appeared in 50 games (33 starts), one game shy of the school record. He earned honorable mention All-Pac 10 honors after his sophomore and senior seasons and second-team All-Pac 10 following his junior year. His career totals included 51 receptions for 669 yards and seven touchdowns.

#### 2014 Highlights:

- **At Cincinnati (9/21)**, posted two receptions for 26 yards, notching his first game with multiple catches since Dec. 17, 2012 against the New York Jets.
- **Against Cleveland (10/5)**, left the game early in the first quarter with a thigh injury and did not return.
- **Against Jacksonville (10/12)**, he was inactive with a thigh injury.
- He was placed on injured reserve on Oct. 18 due to a thigh injury.

#### Stevens' Career Regular Season Statistics:

Year	GP	GS	Rec	Yds	Avg	Lg	TD
2008	16	2	1	9	9.0	9	0
2009	12	2	0	0	-	-	0
2010	15	13	11	122	11.1	28	2
2011	15	11	9	166	18.4	58	1
2012	15	15	23	275	12.0	46	1
2013	15	14	2	5	2.5	6	0
2014	5	4	2	26	13.0	20	0
<b>Totals</b>	<b>93</b>	<b>61</b>	<b>48</b>	<b>603</b>	<b>12.6</b>	<b>58</b>	<b>4</b>

#### #82 • TE DELANIE WALKER

[CLICK FOR COMPLETE BIO \(PDF\)](#)



Tight end **Delanie Walker** completed his ninth NFL season and his second campaign with the Titans.

Walker was signed as an unrestricted free agent on March 14, 2013 after spending the first seven years of his career with the San Francisco 49ers.

His brief time in Tennessee has resulted in one of the best two-year spans in franchise history by a player at his position. From 2013 through 2014, Walker totaled 123 receptions for 1,461 yards and 10 touchdowns. Among all Titans/Oilers tight ends, only **Frank Wycheck** (1,516 receiving yards from 1997-98) recorded more total receiving yards 1,516 in back-to-back years.

In 2014, Walker's team-leading 890 receiving yards set a career high and marked the highest total in franchise history by a tight end, eclipsing Wycheck's 768 receiving yards in 1998. Walker's 63 receptions in 2014 also led the team, set a career high, and tied for fourth in team annals. His four receiving touchdowns qualified as his second-highest career total.

Appearing in 15 games with 11 starts in 2013, he totaled 60 receptions for 571 yards and six touchdowns. He set career highs in all three categories. Also, he became the only tight end in franchise history other than Titans Ring of Honor member Frank Wycheck to reach 60 receptions in a single season. Wycheck accomplished the feat five times from 1997 through 2001, including 70 receptions in both 1998 and 2000 to establish the record for Titans/Oilers tight ends. Walker's six touchdown receptions tied for fourth place in franchise history among tight ends and were the most since Wycheck's six in 1996.

Prior to his arrival in Tennessee, the former sixth-round pick appeared in 99 career regular-season games with the 49ers (40 starts) and totaled 123 receptions for 1,465 yards (11.9 avg.) and eight touchdowns. A regular contributor on special teams, Walker posted 61 special teams tackles as well as 31 kickoff returns for 528 yards during his time in San Francisco.

In 2012, Walker played an integral role in the 49ers' second consecutive playoff season, as he teamed with Vernon Davis to form one of the NFL's top tight-end duos. He saw action in all 16 regular-season games (four starts) and set a career high with 344 yards and three touchdowns (matched career high) on 21 receptions. His average of 16.4 yards per catch was the highest among all NFL tight ends with 20 or more catches.

During the 2012 playoffs, he appeared in all three games and started in Super Bowl XLVII. In the Super Bowl, he recorded three receptions for 48 yards.

Walker was a sixth-round pick in the 2006 NFL Draft. As a rookie, he appeared in only seven games with one start. Then, in 2007, he played in all 16 contests and set a career high with 10 starts. It began a string of six seasons (2007-12) during which he missed a total of four games. In 2010, he set his career high with 29 receptions.

A native of Pomona, Calif., Walker spent two seasons (2002-03) at Mt. San Antonio (Calif.) Community College before joining the University of Central Missouri Mules for his final two collegiate campaigns (2004-05). As a wide receiver at Central Missouri, he caught 113 passes for 1,347 yards in 20 games. The 49ers selected him with the 175th overall pick in the 2006 NFL Draft.

#### 2014 Highlights:

- **At Kansas City (9/7)**, put the Titans ahead in the second quarter with a five-yard touchdown catch moments after recording a 17-yard reception. It was his 15th career receiving touchdown. He totaled three receptions for 37 yards in the contest.
- **Against Dallas (9/14)**, enjoyed one of the best games of his career, hauling in 10 passes for 142 yards and a touchdown. He turned a pass from Jake Locker into a 61-yard touchdown reception in the third quarter, setting a new career long. The play also put him over the 100-yard mark for the first time in his nine-year career. In addition to setting a career high, his 142 receiving yards qualified as the third-highest total in franchise history by a tight end, trailing only Jared Cook (169 vs. Jacksonville, 12/24/11) and Dave Casper (150 vs. Cleveland, 11/30/80). Walker's 10 receptions against the Cowboys tied his career high, set in 2013 against Indianapolis (Nov. 14, 2013).
- **At Cincinnati (9/21)**, led the team in receiving yards, catching four passes for 54 yards, including a long of 23 yards. With a 12-yard reception in the second quarter, he reached 200 career receptions.



➤ **At Indianapolis (9/28)**, led the offense with 84 receiving yards and tied for the team lead with five receptions, including a touchdown catch. His 84 yards made up the fourth-highest single-game total of his career. In the second quarter, he caught a 31-yard pass from Charlie Whitehurst, and later in the half, he provided his third touchdown of 2014 on a seven-yard reception.

➤ **Against Cleveland (10/5)**, caught four passes for 47 yards.

➤ **Against Jacksonville (10/12)**, he recorded three receptions for 57 yards, including a long reception of 37 yards.

➤ **At Washington (10/19)**, totaled 17 yards on two receptions.

➤ **Against Houston (10/26)**, he tied for the team lead with four receptions for 37 yards and a touchdown. He reached the 2,500-yard receiving mark for his career. He was on the receiving end of Zach Mettenberger's first career touchdown pass (six yards) in the third quarter. It gave Walker four touchdown catches in 2014, the second-highest total of his nine-year career.

➤ **At Baltimore (11/9)**, tallied three receptions for 37 yards before leaving the game in the second quarter with a concussion.

➤ **Against Pittsburgh (11/17)**, he was inactive with a concussion.

➤ **At Philadelphia (11/23)**, caught five passes for 155 yards, notching his second career 100-yard receiving game and the second-highest receiving yardage total by a tight end in franchise history. His total ranks behind only Jared Cook's 169 yards against Jacksonville on Dec. 24, 2011. Walker's 155 yards set a career high, topping his previous career best of 142 yards (Sept. 24, 2014 against Dallas). His yardage total also was the high among all NFL tight ends through Week 12 of 2014. In the second quarter, he turned a pass from Zach Mettenberger into a 68-yard gain to set a new career long (61 vs. Dallas on Sept. 24, 2014). His other four catches against the Eagles went for 21, 26, 13 and 27 yards.

➤ **At Houston (11/30)**, caught one pass for six yards.

➤ **Against the New York Giants (12/7)**, totaled 27 yards on four catches.

➤ **Against the New York Jets (12/14)**, had four receptions and 93 receiving yards. He set a new single-season franchise record for receiving yards by a tight end, topping Frank Wycheck's mark of 768 receiving yards in 1998.

➤ **At Jacksonville (12/18)**, caught four passes for 54 yards, including a 21-yard reception during the team's game-opening touchdown drive.

➤ **Against Indianapolis (12/28)**, led the team with seven receptions for 43 yards.

#### Walker's Career Regular Season Statistics:

Year	Team	GP	GS	Rec	Yds	Avg	Lg	TD
2006	SF	7	1	2	30	15.0	29	0
2007	SF	16	10	21	174	8.3	26	1
2008	SF	15	2	10	155	15.5	53	1
2009	SF	16	8	21	233	11.1	39	0
2010	SF	14	8	29	331	11.4	38	0
2011	SF	15	7	19	198	10.4	29t	3
2012	SF	16	4	21	344	16.4	45	3
2013	Ten	15	11	60	571	9.5	33	6
2014	Ten	15	14	63	890	14.1	68	4
<b>Totals</b>		<b>129</b>	<b>65</b>	<b>246</b>	<b>2,926</b>	<b>11.9</b>	<b>68</b>	<b>18</b>

### SEASON REC YARDS BY FRANCHISE TEs

In 2014, **Delanie Walker** set a new single-season franchise record for receiving yards by a tight end, topping **Frank Wycheck's** mark of 768 receiving yards in 1998. Walker totaled 890 yards on 63 catches.

#### Most single-season receiving yards by Titans/Oilers tight ends:

Player	Season	Rec	Yards	Avg	Lg	TD
1. <b>Delanie Walker</b>	<b>2014</b>	<b>63</b>	<b>890</b>	<b>14.1</b>	<b>68</b>	<b>4</b>
2. Frank Wycheck	1998	70	768	11.0	38	2
3. Jared Cook	2011	49	759	15.5	80t	3
4. Willard Dewveall	1963	58	752	13.0	35	7
5. Frank Wycheck	1997	63	748	11.9	42	4
6. Alvin Reed	1968	46	747	16.2	60	5
7. Mike Barber	1980	59	712	12.1	79t	5
8. Frank Wycheck	2001	60	672	11.2	30	4
9. Alvin Reed	1969	51	664	13.0	43t	2
10. Frank Wycheck	1999	69	641	9.3	35	2

### TWO-YEAR RECEIVING TOTALS

**Delanie Walker** produced 571 receiving yards in 2013 and 890 receiving yards in 2014, the latter of which was a franchise record among tight ends.

Walker's total of 1,461 yards in two seasons ranks as the second-best two-year total in team annals at his position. **Frank Wycheck** had 1,516 total receiving yards from 1997–1998, the most by a Titans/Oilers tight end in consecutive years.

#### Most receiving yards in a two-year span by Titans/Oilers tight ends:

Tight End	Seasons	Two-Year Rec Yards Total
1. Frank Wycheck	1997-98	1,516
2. <b>Delanie Walker</b>	<b>2013-14</b>	<b>1,461</b>
3. Alvin Reed	1968-69	1,411
4. Frank Wycheck	1998-99	1,409
5. Willard Dewveall	1962-63	1,328
6. Frank Wycheck	2000-01	1,308
7. Willard Dewveall	1963-64	1,304
8. Jared Cook	2011-12	1,282
9. Frank Wycheck	1999-00	1,277
10. Alvin Reed	1969-70	1,268

### RECEIVING YARDS BY TIGHT ENDS IN 2014

Titans tight end **Delanie Walker** ranked fourth among all NFL tight ends in 2014 in receiving yards. His receiving average (14.1) was the second-highest among all qualifying tight ends, trailing only **Coby Fleener** (15.2).

#### Most receiving yards among NFL tight ends in 2014:

Player	Team	Rec	Yards	Avg	Lg	TD
1. Rob Gronkowski	NE	82	1,124	13.7	46t	12
2. Greg Olsen	Car	84	1,008	12.0	38	6
3. Martellus Bennett	Chi	90	916	10.2	37	6
4. <b>Delanie Walker</b>	<b>Ten</b>	<b>63</b>	<b>890</b>	<b>14.1</b>	<b>68</b>	<b>4</b>
5. Jimmy Graham	NO	85	889	10.5	29	10
6. Travis Kelce	KC	67	862	12.9	34	5
7. Antonio Gates	SD	69	821	11.9	34	12
8. Coby Fleener	Ind	51	774	15.2	73t	8
9. Heath Miller	Pit	66	761	11.5	49	3
10. Jason Witten	Dal	64	703	11.0	34	5



## SINGLE-GAME RECEIVING YARDS BY TEs

At Philadelphia on Nov. 23, 2014, **Delanie Walker** caught five passes for 155 yards. His yardage total set a new single-game career high, and the total also qualified as the second-highest in franchise history by a tight end. The only tight end with more receiving yards in a game for the franchise was **Jared Cook**, who had 169 yards against Jacksonville on Dec. 24, 2011.

Earlier in the 2014 season, Walker posted 142 receiving yards against the Dallas Cowboys (Sept. 14), a total that ranks fourth in team annals.

**Most receiving yards in a game by a tight end, franchise history:**

Player	Date	Opp	Rec	Yds	Avg	TD
1. Jared Cook	12/24/11	Jax	8	169	21.1	1
2. <b>Delanie Walker</b>	<b>11/23/14</b>	<b>Phi</b>	<b>5</b>	<b>155</b>	<b>31.0</b>	<b>0</b>
3. Dave Casper	11/30/80	Cle	7	150	21.4	1
4. <b>Delanie Walker</b>	<b>09/14/14</b>	<b>Dal</b>	<b>10</b>	<b>142</b>	<b>14.2</b>	<b>1</b>
5. Dave Casper	12/20/81	Pit	6	139	23.2	3
6. Willard Dewveall	11/25/62	SD	3	139	46.3	2
7. Willard Dewveall	12/22/63	Oak	7	137	19.6	2
8. Alvin Reed	10/27/68	Buf	4	132	33.0	2
9. Alvin Reed	09/29/68	Oak	8	122	15.3	0
10. Dave Casper	12/21/80	Min	7	120	17.1	1

## SEASON RECEPTIONS BY FRANCHISE TEs

Titans tight end **Delanie Walker** established a career high with 63 receptions in 2014. The reception total is tied for the fourth-highest number in franchise history by a tight end. Walker is the only player in franchise history besides **Frank Wycheck** to have at least 60 catches in a season.

**Most single-season receptions by Titans/Oilers tight ends:**

Player	Season	Rec	Yards	Avg	Lg	TD
1. Frank Wycheck	1998	70	768	11.0	38	2
Frank Wycheck	2000	70	636	9.1	26	4
3. Frank Wycheck	1999	69	641	9.3	35	2
4. <b>Delanie Walker</b>	<b>2014</b>	<b>63</b>	<b>890</b>	<b>14.1</b>	<b>68</b>	<b>4</b>
Frank Wycheck	1997	63	748	11.9	42	4
6. Frank Wycheck	2001	60	672	11.2	30	4
<b>Delanie Walker</b>	<b>2013</b>	<b>60</b>	<b>571</b>	<b>9.5</b>	<b>33</b>	<b>6</b>
8. Mike Barber	1980	59	712	12.1	79t	5
9. Willard Dewveall	1963	58	752	13.0	35	7
Bo Scaife	2008	58	561	9.7	44	2

## RECEPTIONS BY TIGHT ENDS IN 2013

Titans tight end **Delanie Walker** ranked fifth in the AFC and 10th in the NFL among tight ends with 60 receptions in 2013.

**Most receptions by NFL tight ends in 2013:**

Tight End	Team	Receptions
1. Jimmy Graham	New Orleans	86
2. Tony Gonzalez	Atlanta	83
3. Jordan Cameron	Cleveland	80
4. Antonio Gates	San Diego	77
5. Greg Olsen	Carolina	73
Jason Witten	Dallas	73
7. Charles Clay	Miami	69
8. Martellus Bennett	Chicago	65
Julius Thomas	Denver	65
10. <b>Delanie Walker</b>	<b>Tennessee</b>	<b>60</b>

## TD RECEPTIONS BY FRANCHISE TIGHT ENDS

Titans tight end **Delanie Walker** recorded six touchdown receptions in 2013. It set his single-season career high and put him in elite company in franchise history.

Walker's six touchdown receptions were the most by a Titans tight end since **Frank Wycheck's** career-high six touchdown catches in 1996 and put him in a tie for fourth in franchise history for tight ends in a single season.

**Most single-season touchdown receptions by a tight end in franchise history (1960–present):**

Tight End	Year	Touchdown Receptions
1. Dave Casper	1981	8
Willie Frazier	1965	8
3. Willard Dewveall	1963	7
4. <b>Delanie Walker</b>	<b>2013</b>	<b>6</b>
Frank Wycheck	1996	6
Dave Casper	1982	6
Bob McLeod	1962	6
8. Mike Barber	1980	5
Rich Caster	1978	5
Alvin Reed	1968	5
Bob McLeod	1963	5
Willard Dewveall	1962	5

## MORE TITANS TIGHT ENDS

### TE BRETT BRACKETT

- The Titans signed **Brett Brackett** from the Seattle Seahawks practice squad on Nov. 5.
- He was initially signed to the practice squad on Sept. 9 and promoted to the 53-man roster on Oct. 11. He was waived on Oct. 13, signed back to the practice squad on Oct. 15, promoted to the 53-man roster on Oct. 18, waived on Oct. 20 and claimed by the Seahawks off waivers on Oct. 21. The Seahawks waived him on Oct. 28 and signed him to their practice squad two days later.
- He entered the NFL as a rookie free agent with the Miami Dolphins in 2011 and spent time on the practice squads of the Dolphins, Jacksonville Jaguars and Philadelphia Eagles.
- Brackett spent the first part of the 2014 offseason with the Arizona Cardinals and then spent training camp with the Dolphins.
- At Penn State, he was recruited as a quarterback before switching to wide receiver. He played in 52 total games and posted 56 receptions for 714 yards and seven touchdowns.

### 2014 Highlights:

- In 2014, he played in seven games with four starts at tight end.
- **At Philadelphia (11/23)**, recorded his first career start.
- Placed on injured reserve on Dec. 16 due to a knee injury.





**TE CHASE COFFMAN**

- The Titans initially signed **Chase Coffman** as a free agent on Aug. 6, 2014. After releasing him on Aug. 30, they re-signed him on Sept. 23.
- He was originally a third-round draft choice of the Cincinnati Bengals in 2009 and also has spent time with the Tampa Bay Buccaneers and Atlanta Falcons.
- In 2013, he played in 11 games for the Falcons.
- In four seasons (2005-08) at Missouri, the Peculiar, Mo., native set the NCAA record for tight ends with 247 career catches and had the second-most career receiving yards (2,659) and touchdown receptions (30) by a tight end.
- His father, Paul Coffman, played tight end at Kansas State and later for the Green Bay Packers (1978-85) and Kansas City Chiefs (1986-87).

**2014 Highlights:**

- In 2014, he set career highs in games (13), starts (three), receptions (six), receiving yards (64) and touchdown receptions (one).
- **At Indianapolis (9/28)**, made his regular-season debut with the Titans in a reserve role.
- **Against Cleveland (10/5)**, caught a pair of nine-yard passes from Charlie Whitehurst.
- **Against Jacksonville (10/12)**, he recorded the first start of his NFL career, filling in for the injured Craig Stevens (thigh).
- **Against Pittsburgh (11/17)**, recorded his second career start, filling in for the injured Delanie Walker (concussion). He posted three catches for 32 yards, including a long reception of 18 yards and his first career touchdown. On third-and-goal in the third quarter, he made a leaping grab in the end zone on a pass from Zach Mettenberger.

**TE MATTHEW MULLIGAN**

- The Titans signed **Matthew Mulligan** on Dec. 16, 2014. It is his second stint with the Titans after he spent time on the team's practice squad during the 2008 season.
- Mulligan joined the Titans with five seasons and 67 games of NFL experience. He played in two games for the Chicago Bears earlier in 2014 after spending the entire 2013 campaign with the New England Patriots. Additionally, he has logged games with St. Louis (2012) and the New York Jets (2009-11).
- Mulligan's career totals before arriving in Tennessee included 16 receptions, two touchdowns and 160 receiving yards.
- He began his career as an undrafted college free agent with the Miami Dolphins in 2008, after a college career at the University of Maine.

**2014 Highlights:**

- In 2014, he appeared in two games with one start for the Titans.

**TE TAYLOR THOMPSON**

- The Titans traded up in the fifth round of the 2012 NFL Draft to select the 6-foot-6, 268-pound **Taylor Thompson**, who spent four years at SMU as a defensive end.
- As a rookie, he played in all 16 games with four starts and totaled six receptions for 46 yards (7.7 avg.). He also played a valuable role on special teams and finished second on the squad with 11 special teams tackles. In college, the three-time All-Conference USA selection started the final 43 games of his four-year career and tallied 139 tackles and 18 sacks.
- In 2013, he played in all 16 games with three starts and totaled three catches for 13 yards and a touchdown.

**2014 Highlights:**

- In 2014, he played in three games with one start before suffering a season-ending injury. He caught two passes for 24 yards.
- **At Kansas City (9/7)**, caught a pair of passes for 24 yards.
- **At Indianapolis (9/28)**, he was inactive for the first time in his career due to a knee injury.
- **Against Jacksonville (10/12)**, **at Washington (10/19)** and **against Houston (10/26)**, he was inactive with a knee injury.
- Placed on injured reserve on Nov. 5 due to a knee injury.



# TITANS

## WIDE RECEIVERS

No.	Name	Ht	Wt	Exp	College
17	Durham, Kris	6-6	216	4	Georgia
80	Hagan, Derek	6-2	210	8	Arizona State
15	Hunter, Justin (IR)	6-4	203	2	Tennessee
83	Richardson, Rico	6-1	185	1	Jackson State
85	Washington, Nate	6-1	183	10	Tiffin
13	Wright, Kendall	5-10	191	3	Baylor

### #15 • WR JUSTIN HUNTER

[CLICK FOR COMPLETE BIO \(PDF\)](#)



Wide receiver **Justin Hunter** was the 34th overall pick in the 2013 NFL Draft after the Titans traded up in the second round to select the former University of Tennessee standout.

Hunter totaled 46 receptions for 852 yards during his first two NFL seasons. His 18.5-yard receiving average led all NFL players with at least 40 receptions during that time period.

Hunter's 2014 campaign ended prematurely due to injury. After recording 28 catches for 498 yards and three touchdowns in 12 games, he suffered a spleen injury on Nov. 30 at Houston and was subsequently placed on injured reserve on Dec. 2. At the time of his injury, he ranked third in the NFL in receiving average (17.8 yards).

As a rookie, Hunter played in 14 games. He totaled 18 receptions for 354 yards and four touchdowns. His four touchdown receptions tied (**Kendall Wright** in 2012, **Tyrone Calico** in 2003) for the most by a franchise rookie since **Chris Sanders'** nine in 1995.

The Titans were drawn to Hunter's production on the field and his rare physical traits. He averaged 17.1 yards per reception and scored 18 touchdowns during his three seasons with the Volunteers. His speed (4.40-second 40-yard dash), leaping ability (39½-inch vertical jump, 10-foot-7-inch broad jump) and receiving radius (6-feet 4-inches tall, 78-inch wingspan) provide quarterbacks an inviting target that is difficult for defenders to cover.

Hunter's college statistics included 106 receptions for 1,812 yards in 28 games (17 starts). His receiving yardage total ranked 11th on the school's career list, and his eight 100-yard receiving performances tied Tim McGee and Peerless Price for third all-time by a Volunteer and were topped only by Joey Kent (15) and Marcus Nash (11). His 18 touchdown catches ranked fifth on the school's career charts.

As a junior in 2012, the Virginia Beach, Va., native returned from an ACL injury he suffered the previous season and led the Volunteers with 73 receptions for 1,083 yards and nine touchdowns.

**2014 Highlights:**

- **At Kansas City (9/7)**, totaled three receptions for a team-high 63 yards. He caught a 39-yard pass on the first offensive play of the second half to contribute to a touchdown drive. His 63 yards made up the third-highest total of his career.
- **Against Dallas (9/14)**, registered two receptions for 26 yards, including a long of 23 yards.
- **At Cincinnati (9/21)**, posted three receptions for 37 yards.
- **At Indianapolis (9/28)**, caught one pass for 12 yards.
- **Against Cleveland (10/5)**, recorded his first career start and posted the third-highest receiving yardage total of his career, collecting 99 yards and a touchdown on three receptions. His 75-yard touchdown marked the longest play of his career and was his fifth career touchdown reception.
- **Against Jacksonville (10/12)**, he led the team with 77 receiving yards on three catches, including a long reception of 38 yards.
- **At Washington (10/19)**, he caught one pass for six yards.
- **Against Houston (10/26)**, he tied for the team lead with four receptions for 31 yards, including a 12-yard touchdown in the fourth quarter.
- **At Baltimore (11/9)**, caught one pass for 17 yards.
- **Against Pittsburgh (11/17)**, registered a pair of catches for 48 yards, including a 36-yard grab in the third quarter to help set up a touchdown.
- **At Philadelphia (11/23)**, totaled 64 yards and a touchdown on four re-

ceptions. He scored his third touchdown of 2014 (seventh career touchdown) on a 40-yard pass from Zach Mettenberger. It was his third career touchdown catch of at least 40 yards.

- **At Houston (11/30)**, caught one pass for 18 yards before leaving the game in the first quarter with a spleen injury.
- Placed on injured reserve on Dec. 2.

#### Hunter's Career Regular Season Statistics:

Year	GP	GS	Rec	Yds	Avg	Lg	TD
2013	14	0	18	354	19.7	57	4
2014	12	8	28	498	17.8	75t	3
<b>Totals</b>	<b>26</b>	<b>8</b>	<b>46</b>	<b>852</b>	<b>18.5</b>	<b>75t</b>	<b>7</b>

### RECEIVING AVERAGE LEADERS, 2013–2014

**Justin Hunter** caught 46 passes for 852 yards in his first two NFL seasons. His 18.5-yard receiving average led all NFL players with at least 40 receptions during that time period.

#### Highest receiving average, 2013–2014 (minimum 40 receptions):

Player	Receptions	Yards	Average
1. <b>Justin Hunter</b>	<b>46</b>	<b>852</b>	<b>18.5</b>
2. DeSean Jackson	138	2,501	18.1
3. Josh Gordon	111	1,949	17.6
4. Malcom Floyd	58	1,005	17.3
5. Michael Floyd	112	1,882	16.8
Terrance Williams	81	1,357	16.8
7. Torrey Smith	114	1,895	16.6
Calvin Johnson	155	2,569	16.6
9. Kenny Stills	95	1,572	16.5
10. Chris Givens	45	728	16.2

### #85 • WR NATE WASHINGTON

[CLICK FOR COMPLETE BIO \(PDF\)](#)

Wide receiver **Nate Washington** completed his 10th NFL season and his sixth campaign with the Titans.

Washington's 2014 totals included 40 receptions, 647 receiving yards and two touchdowns. His 16.2-yard receiving average tied for the third-highest average of his career and ranked seventh in the NFL for the season. Prior to the season, he was elected by his peers as a permanent team captain for the first time in his career.

From the time Washington arrived in Tennessee in 2009 through 2014, no Titans player had more total receptions (307), receiving yards (4,591) and receiving touchdowns (28) than him.

The 6-1, 177-pound receiver also has been remarkably durable. He has recorded nine consecutive campaigns in which he played in all 16 games.

In 2013, Washington recorded season totals of 58 catches (third on team) for 919 yards (second on team) and three touchdowns (fourth on team). His reception and yardage totals were the second-best of his nine-year career in each category.

Washington enjoyed the best season of his career in 2011, his third campaign with the Titans. He led the team and set new career highs with 74 receptions, 1,023 receiving yards and seven receiving touchdowns. He also recorded a rushing touchdown.

With his first career 1,000-yard season, Washington became the first Titans player to reach the mark since **Drew Bennett** and **Derrick Mason** each exceeded 1,000 yards in 2004.

Washington appeared in 49 games with seven starts during his four seasons in Pittsburgh, where he collected 104 receptions for 1,705 yards and 12 touchdowns. He led the Steelers in yards per catch in two of his last three seasons there.

Originally signed by the Steelers as an undrafted free agent from Tiffin University in 2005, he enjoyed a breakout season in 2006 when he led the AFC with a 17.8-yard per reception average.

#### 2014 Highlights:

- **At Kansas City (9/7)**, became the ninth player to reach 4,000 receiving yards with the franchise on a 12-yard catch in the fourth quarter. He totaled

four catches for 59 yards.

- **Against Dallas (9/14)**, caught one pass for one yard. He tied Chris Johnson for 10th place in franchise history with his 272nd catch for the team.

- **At Indianapolis (9/28)**, caught one pass for 20 yards. With the catch, he moved past Chris Johnson (272 career receptions) for 10th place on the team's all-time receptions list.

- **Against Cleveland (10/5)**, totaled 57 yards on four receptions. On a 17-yard reception in the first quarter, he passed Drew Bennett (273 career receptions) for ninth place on team's all-time reception list, and on the same catch, he moved past Bennett (4,033 receiving yards) for eighth place on the club's all-time receiving yards list.

- **Against Jacksonville (10/12)**, posted two receptions for 23 yards.

- **At Washington (10/19)**, caught one pass for nine yards.

- **Against Houston (10/26)**, led the team with 68 receiving yards and tied for the team lead with four receptions. His 43-yard reception in the fourth quarter was his longest catch since a 77-yard grab against the Jets on Sept. 29, 2013.

- **At Baltimore (11/9)**, posted two receptions for 30 yards.

- **Against Pittsburgh (11/17)**, caught an 80-yard touchdown pass from Zach Mettenberger in the second quarter. The reception was the longest of his 10-year career and the Titans' longest reception since Oct. 2, 2011 against the Cleveland Browns (80 yards by Jared Cook). It was Washington's fourth career touchdown reception of at least 70 yards.

- **At Philadelphia (11/23)**, recorded four receptions for 63 yards. In the second quarter, he caught a 21-yard pass from Zach Mettenberger to put him over the 6,000-yard receiving mark for his career. Washington became only the fifth undrafted player in the seven-round draft era (1994–present) to reach the mark, joining Rod Smith, Antonio Gates, Wes Welker and Wayne Chrebet.

- **At Houston (11/30)**, totaled 61 yards and a touchdown on five receptions. In the fourth quarter, he caught a 25-yard touchdown pass from Jake Locker. The catch was also his 400th career reception and his 40th career receiving touchdown. He became the 20th active NFL player to reach the 400/40 plateau.

- **Against the New York Giants (12/7)**, totaled 56 yards on three receptions, including a long reception of 30 yards.

- **Against the New York Jets (12/14)**, led the team with six receptions and 102 receiving yards with a long reception of 26 yards. He notched his ninth career 100-yard game and his first since Dec. 22, 2013 at Jacksonville. On the first play of the game, he caught a six-yard pass from Jake Locker to become the ninth player to reach 300 receptions as a member of the Titans/Oilers franchise. He joined Ernest Givins, Haywood Jeffries, Frank Wycheck, Drew Hill, Derrick Mason, Charlie Hennigan, Ken Burroughs and Curtis Duncan.

- **At Jacksonville (12/18)**, posted two receptions for 18 yards.

- **Against Indianapolis (12/28)**, held without a reception for only the third game in his six seasons with the Titans.





## Washington's Career Regular Season Statistics:

Year	Team	GP	GS	Rec	Yds	Avg	Lg	TD
2005	Pit	1	0	0	0	-	-	0
2006	Pit	16	2	35	624	17.8	49t	4
2007	Pit	16	4	29	450	15.5	40	5
2008	Pit	16	1	40	631	15.8	65t	3
2009	Ten	16	15	47	569	12.1	35	6
2010	Ten	16	16	42	687	16.4	71t	6
2011	Ten	16	15	74	1,023	13.8	57	7
2012	Ten	16	14	46	746	16.2	71t	4
2013	Ten	16	15	58	919	15.8	77t	3
2014	Ten	16	11	40	647	16.2	80t	2
<b>Totals</b>		<b>145</b>	<b>93</b>	<b>411</b>	<b>6,296</b>	<b>15.3</b>	<b>80t</b>	<b>40</b>

## MOST RECEPTIONS, FRANCHISE HISTORY

On Oct. 5, 2014, **Nate Washington** moved past **Drew Bennett** (273 receptions with the Titans) for ninth place in franchise history with his 274th reception with the franchise.

## Franchise career leaders in receptions:

Player	Seasons	Rec	Yards	Avg	Lg	TD
1. Ernest Givins	1986-94	542	7,935	14.6	83t	46
2. Haywood Jeffries	1987-95	515	6,119	11.9	87t	47
3. Frank Wycheck	1995-03	482	4,958	10.3	42	27
4. Drew Hill	1985-91	480	7,477	15.6	81t	47
5. Derrick Mason	1997-04	453	6,114	13.5	71t	37
6. Charley Hennigan	1960-66	410	6,823	16.6	80	51
7. Ken Burrough	1971-81	408	6,906	16.9	85t	47
8. Curtis Duncan	1987-93	322	3,935	12.2	72	20
<b>9. Nate Washington</b>	<b>2009-14</b>	<b>307</b>	<b>4,591</b>	<b>15.0</b>	<b>80t</b>	<b>28</b>
10. Drew Bennett	2001-06	273	4,033	14.8	55t	25

## MOST REC. YARDS, FRANCHISE HISTORY

Against the Cleveland Browns on Oct. 5, 2014, Titans wide receiver **Nate Washington** moved past former Titans receiver **Drew Bennett** (4,033) for eighth place on the franchise's career receiving yards list.

## Franchise career leaders in receiving yards:

Player	Seasons	Rec	Yards	Avg	Lg	TD
1. Ernest Givins	1986-94	542	7,935	14.6	83t	46
2. Drew Hill	1985-91	480	7,477	15.6	81t	47
3. Ken Burrough	1971-81	408	6,906	16.9	85t	47
4. Charlie Hennigan	1960-66	410	6,823	16.6	*83	51
5. Haywood Jeffries	1987-95	515	6,119	11.9	87t	47
6. Derrick Mason	1997-04	453	6,114	13.5	71t	37
7. Frank Wycheck	1995-03	482	4,958	10.3	42	27
<b>8. Nate Washington</b>	<b>2009-14</b>	<b>307</b>	<b>4,591</b>	<b>15.0</b>	<b>80t</b>	<b>28</b>
9. Drew Bennett	2001-06	273	4,033	14.8	55t	25
10. Curtis Duncan	1987-93	322	3,935	12.2	72	20

## 2014 NFL RECEIVING AVERAGE LEADERS

**Nate Washington's** 16.2-yard receiving average in 2014 tied for the third-highest average of his career and ranked seventh in the NFL for the season.

Highest receiving average, 2014 (minimum two receptions per one team game):

Player	Team	Receptions	Yards	Average
1. DeSean Jackson	Was	56	1169	20.9
2. Michael Floyd	Ari	47	841	17.9
3. Taylor Gabriel	Cle	36	621	17.3
4. Terrance Williams	Dal	37	621	16.8
5. Malcom Floyd	SD	52	856	16.5
6. T.Y. Hilton	Ind	82	1345	16.4
<b>7. Nate Washington</b>	<b>Ten</b>	<b>40</b>	<b>647</b>	<b>16.2</b>
8. DeAndre Hopkins	Hou	76	1210	15.9
9. Torrey Smith	Bal	49	767	15.7
10. Kenny Britt	StL	48	748	15.6

## UNDRAFTED PLAYERS WITH 6K REC. YARDS

**Nate Washington's** effort in 2014 put him over 6,000 career receiving yards in his 10 seasons with the Titans (2009–2014) and Pittsburgh Steelers (2005–2008).

In making it to 6,000 receiving yards, Washington accomplished a rare feat. Since the first AFL and NFL "common draft" in 1967, he became the 13th player who has gone undrafted and yet still reached the mark.

Furthermore, since the NFL Draft went to seven rounds in 1994, Washington became only the fifth undrafted player to reach 6,000 receiving yards. The Tiffin University product, who was originally signed by the Steelers as a rookie free agent in 2005, joined **Rod Smith** (11,389), **Antonio Gates** (9,684), **Wes Welker** (9,640) and **Wayne Chrebet** (7,365) on the list.

Washington, Gates and Welker were the only active undrafted players at the end of the 2014 season with at least 6,000 receiving yards.

Undrafted players who have reached 6,000 career receiving yards in the seven-round draft era (1994–present):

Undrafted Player	Seasons	Career Receiving Yards
1. Rod Smith	1995-2006	11,389
2. Antonio Gates	2003-2014 (active)	9,684
3. Wes Welker	2004-2014 (active)	9,640
4. Wayne Chrebet	1995-2005	7,365
<b>5. Nate Washington</b>	<b>2005-2014 (active)</b>	<b>6,059</b>

## 2006–2014 AVG. WITH 400-PLUS CATCHES

Wide receiver **Nate Washington** spent his first NFL season as an undrafted free agent with the Pittsburgh Steelers in 2005. He appeared in only one regular-season contest as a rookie and did not record a catch until the playoffs that season.

Then, in 2006, Washington became a regular in Pittsburgh's receiver rotation. Since that time, Washington's receiving average ranks among many of the NFL's top receivers who have 400 or more receptions.

Highest average per reception among players with 400 catches from 2006 through 2014:

Player	Receptions	Yards	Average
1. DeSean Jackson	412	7,286	17.7
2. Vincent Jackson	489	8,305	17.0
3. Calvin Johnson	643	10,405	16.2
<b>4. Nate Washington</b>	<b>411</b>	<b>6,296</b>	<b>15.3</b>
Jordy Nelson	400	6,109	15.3
6. Greg Jennings	552	8,083	14.6
7. Steve Smith Sr.	654	9,503	14.5
8. Marques Colston	666	9,239	13.9
9. Roddy White	736	9,911	13.5
10. Dwayne Bowe	532	7,155	13.4

## TITANS LEADING RECEIVERS, 2009–2014

Since wide receiver **Nate Washington's** arrival in Tennessee in 2009, he leads the club in total receptions, receiving yards and receiving touchdowns.

## Most Receptions Since 2009

1. <b>Nate Washington</b>	<b>307</b>
2. Chris Johnson	229
3. Kendall Wright	215

## Most Receiving Yards Since 2009

1. <b>Nate Washington</b>	<b>4,591</b>
2. Kenny Britt	2,450
3. Kendall Wright	2,420

## Most Receiving Touchdowns Since 2009

1. <b>Nate Washington</b>	<b>28</b>
2. Kenny Britt	19
3. Kendall Wright	12
4. Delanie Walker	10
5. Jared Cook	8
6. Justin Hunter	7
Chris Johnson	7

## WASHINGTON'S CAREER 100-YARD RECEIVING GAMES

Nate Washington's career 100-yard games:

Date	Opp	No.	Yds.	Avg.	Lg	TD
09/22/13	San Diego	8	131	16.4	35	0
12/11/11	New Orleans	6	130	21.7	40t	1
12/22/13	at Jacksonville	6	117	19.5	30t	1
10/31/10	at San Diego	4	117	29.3	71t	1
11/21/10	Washington	5	117	23.4	52	0
11/20/11	at Atlanta	9	115	12.8	40t	2
9/23/12	Detroit	3	112	37.3	71t	1
09/29/13	N.Y. Jets	4	105	26.3	77t	2
12/14/14	N.Y. Jets	6	102	17.0	26	0

## 400/6,000/40 CLUB FROM 1995–2014

At Houston on Nov. 30, 2014, **Nate Washington** caught his 40th career touchdown pass on the same play that he recorded his 400th career reception. During the previous week at Philadelphia, he reached the 6,000-yard receiving mark for his career.

Among all NFL players in the last 20 seasons (1995–2014) to reach the 400/6,000/40 plateau, Washington's average of 15.3 yards per catch is tied for sixth place behind only **Vincent Jackson** (17.0), **Calvin Johnson** (16.2), **Joey Galloway** (15.6), **Randy Moss** (15.6) and **Plaxico Burress** (15.4).

Washington is third on the list among active players, trailing Jackson and Johnson.

**Highest receiving average from 1995–2014 among players with 400 receptions, 6,000 receiving yards and 40 receiving touchdowns (active players in italic):**

Player	Seasons	Rec	Yards	Avg	TD
1. <i>Vincent Jackson</i>	2005-2014	492	8,364	17.0	54
2. <i>Calvin Johnson</i>	2007-2014	643	10,405	16.2	74
3. <i>Joey Galloway</i>	1995-2010	701	10,950	15.6	77
4. <i>Randy Moss</i>	1998-2012	982	15,292	15.6	156
5. <i>Plaxico Burress</i>	2000-2012	553	8,499	15.4	64
6. <b>Nate Washington</b>	2005-2014	411	6,296	15.3	40
7. <i>Jordy Nelson</i>	2008-2014	400	6,109	15.3	49
8. <i>Eddie Kennison</i>	1996-2008	548	8,345	15.2	42
9. <i>Antonio Freeman</i>	1995-2003	477	7,251	15.2	61
10. <i>Isaac Bruce</i>	1995-2009	1,003	14,936	14.9	88

## CONSECUTIVE GAMES, ACTIVE WRs

**Nate Washington** has the longest current consecutive-games streak among all active NFL wide receivers.

**Most consecutive games played among active NFL wide receivers:**

Player	Current Team	Consecutive Games Played
1. <b>Nate Washington</b>	Tennessee	144
2. Eric Weems	Atlanta	102
3. Brandon Tate	Cincinnati	80
4. Vincent Jackson	Tampa Bay	68
5. Torrey Smith	Baltimore	64
Brian Hartline	Miami	64

## CONSECUTIVE RECEPTION STREAKS

**Nate Washington** had a streak of 85 consecutive regular-season games with at least one reception snapped at St. Louis on Nov. 3, 2013. The streak extended back to his final 14 games with the Pittsburgh Steelers in 2008.

After arriving in Tennessee in 2009, Washington had at least one catch in 71 consecutive games, which placed him ahead of **Haywood Jeffries** (1990–1993) for the fourth-longest streak in franchise history.

The team's all-time leaders for consecutive games with a reception are tight end **Frank Wycheck** (99 from 1996–2002), **Ernest Givins** (82 from 1988–1993) and **Drew Hill** (76 from 1986–1991).

**Most consecutive games with a pass reception, franchise history:**

Player	Seasons	Consec. Games
1. Frank Wycheck (TE)	1996–2002	99
2. Ernest Givins	1988–1993	82
3. Drew Hill	1986–1991	76
4. <b>Nate Washington</b>	2009–2013	71
5. Haywood Jeffries	1990–1993	53
6. Ken Burrough	2009–2012	52

## 2012 RECEIVING AVERAGE LEADERS

Titans wide receiver **Nate Washington** totaled 746 yards on 46 receptions in 2012. His 16.2-yard receiving averaged ranked seventh in the NFL and fifth in the AFC.

**Highest receiving average in 2012 (32 receptions needed to qualify):**

Player	Team	Receptions	Yards	Average
1. Vincent Jackson	TB	72	1,384	19.2
2. Cecil Shorts	Jac	55	979	17.8
3. Danario Alexander	SD	37	658	17.8
4. Torrey Smith	Bal	49	855	17.4
5. T.Y. Hilton	Ind	50	861	17.2
6. Chris Givens	StL	42	698	16.6
7. <b>Nate Washington</b>	Ten	46	746	16.2
8. Josh Gordon	Cle	50	805	16.1
9. Calvin Johnson	Det	122	1,964	16.1
10. Steve Smith	Car	73	1,174	16.1

## 2011 AFC RECEPTIONS LEADERS

**Nate Washington** ranked ninth in the AFC and sixth among AFC wide receivers with a career-high 74 receptions in 2011.

**AFC receptions leaders in 2011:**

Player	Team	Rec	Yds	Avg	Lg	TD
1. Wes Welker	NE	122	1,569	12.9	99t	9
2. Rob Gronkowski (TE)	NE	90	1,327	14.7	52t	17
3. Dwayne Bowe	KC	81	1,159	14.3	52t	5
4. Brandon Marshall	Mia	81	1,214	15.0	65t	6
5. Aaron Hernandez (TE)	NE	79	910	11.5	46	7
6. Stevie Johnson	Buf	76	1,004	13.2	55	7
7. Ray Rice (RB)	Bal	76	704	9.3	52	3
8. Reggie Wayne	Ind	75	960	12.8	56t	4
9. <b>Nate Washington</b>	Ten	74	1,023	13.8	57	7
10. Mike Wallace	Pit	72	1,193	16.6	95t	8

## 2011 THIRD-DOWN RECEPTION LEADERS

**Nate Washington** ranked second in the NFL with 29 receptions on third down in 2011.

**NFL third-down receptions leaders in 2011:**

Player	Team	Rec	Yds	Avg	TD
1. Roddy White	Atl	35	438	12.5	2
2. <b>Nate Washington</b>	Ten	29	358	12.3	3
3. Antonio Brown	Pit	28	437	15.6	1
4. Victor Cruz	NYG	27	698	25.9	5
5. Davone Bess	Mia	26	249	9.6	2
Wes Welker	NE	26	322	12.4	1



## #13 • WR KENDALL WRIGHT

[CLICK FOR COMPLETE BIO \(PDF\)](#)

Wide receiver **Kendall Wright** completed his third NFL season in 2014. He was selected with the 20th overall pick in the first round of the 2012 NFL Draft.

Wright's 57 receptions and 715 receiving yards ranked second on the team in 2014, and his six touchdown catches led the squad and set a new career high.

For his first three seasons, Wright's reception totals are unprecedented in franchise history. His 215 receptions from 2012–2014 are more than any other player in his first three seasons with the team, and the next closest total is **Webster Slaughter's** 184 catches from 1992 through 1994.

In 2013, Wright had 94 catches and 1,079 receiving yards and scored a pair of touchdowns. He ranked fifth in the AFC and seventh in the NFL in receptions, and he became the first player in franchise history to lead the team in receptions in each of his first two NFL campaigns.

His 2013 reception total also ranked fifth in franchise history for a single season, behind only **Charlie Hennigan's** 101 receptions in 1964, **Haywood Jeffires'** 100 receptions in 1991, **Derrick Mason's** 96 receptions in 2004 and Mason's 95 catches in 2003. Wright's 1,079 receiving yards were the most by a Titans player since 2004, when **Drew Bennett** (1,247) and Mason (1,168) each finished with more than 1,100.

In his first NFL season, he saw action in 15 games (five starts) and made a significant impact. His 64 receptions led the Titans and tied Jacksonville receiver **Justin Blackmon's** total for the high among NFL rookies. Wright's 626 receiving yards ranked second on the team and fifth among all rookies, and his four receiving touchdowns tied for first on the team. He posted at least one reception in every game he played and recorded two or more receptions 13 times.

Wright became the first Titans/Oilers rookie to lead the team in receptions since **Bill Groman** during the franchise's inaugural season of 1960. Only Groman, who posted 72 receptions in his first pro season, has recorded more receptions as a rookie in club annals.

Wright concluded his career at Baylor University as the most decorated and accomplished receiver in school history. He owns virtually every significant receiving record for the program, totaling 302 receptions for 4,004 yards and 30 touchdowns. He never missed a game in his four years with the Bears and recorded at least one reception in every contest.

As a senior in 2011, Wright set Baylor single-season records in receptions (108), receiving yards (1,663), receiving touchdowns (14), 100-yard games (nine), all-purpose yards (1,772) and consecutive games with a reception (tied own record with 13). He landed on numerous All-American lists and was a Biletnikoff Award semi-finalist. Additionally, he was the primary target for Robert Griffin III, who won the Heisman Trophy.

Wright is a native of Mount Pleasant, Texas.

**2014 Highlights:**

- **At Kansas City (9/7)**, led the Titans with six receptions for 46 yards, including a six-yard touchdown reception in the third quarter. It was his seventh career touchdown catch.
- **Against Dallas (9/14)**, posted three receptions for 31 yards.
- **At Cincinnati (9/21)**, led the team with five catches for 44 yards.
- **At Indianapolis (9/28)**, tied for the team lead with five catches for 55 yards.
- **Against Cleveland (10/5)**, recorded multiple touchdown receptions in a game for the first time in his career, scoring twice on 11-yard catches. The first was from Jake Locker and the second from Charlie Whitehurst, his eighth and ninth career touchdowns, respectively. He led the team with six receptions for 47 yards and also registered two runs for 43 yards, including a run of 38 yards on his second career rushing attempt. He totaled 90 offensive yards in the contest.
- **Against Jacksonville (10/12)**, caught one pass for six yards.
- **At Washington (10/19)**, led the Titans with six catches for 68 yards, including a touchdown. On a 16-yard reception in the fourth quarter, he eclipsed 2,000 receiving yards for his career. He gave the Titans a second-quarter lead with a 14-yard touchdown reception. The play gave him his fourth touchdown grab of the season, tying the career high he set as a rookie in 2012.
- **Against Houston (10/26)**, totaled three catches for 53 yards. In the third quarter, he posted the longest reception of his career, hauling in a 48-yard pass from Zach Mettenberger to top his previous long of 45 yards at St.

Louis on Nov. 3, 2013.

➤ **At Baltimore (11/9)**, led the team with four receptions for 53 yards (long of 20).

➤ **Against Pittsburgh (11/17)**, led the team with four receptions for 70 yards. In the second quarter, he caught a 23-yard pass from Zach Mettenberger to notch his 200th career reception. He became the 15th player in franchise history to reach the mark and reached it in fewer games than any other player. Wright was playing in his 41st career game, one fewer than when Charlie Hennigan reached 200 receptions in 1963 to set a mark that stood for 51 years.

➤ **At Philadelphia (11/23)**, posted one reception for 28 yards.

➤ **At Houston (11/30)**, led the team with seven receptions and 132 receiving yards. In notching his third career 100-yard game, he recorded the second-highest yardage total of his career behind only his 150 yards against Arizona on Dec. 15, 2013. In the third quarter, he caught a 36-yard touchdown pass from Zach Mettenberger, giving him a career-high five touchdown receptions on the season. Also in the third quarter, he became the seventh player in franchise history with 50 receptions in at least three consecutive seasons and joined Ernest Givins as the only two players to accomplish the feat for the team in their first three NFL seasons.

➤ **Against the New York Giants (12/7) and against the New York Jets (12/14)**, he was inactive with a hand injury.

➤ **At Jacksonville (12/18)**, led the team with 73 receiving yards on four catches.

➤ **Against Indianapolis (12/28)**, posted two receptions for nine yards, including a six-yard touchdown reception in the second quarter from quarterback Charlie Whitehurst. It extended his career high to six touchdown receptions during the season.

**Wright's Career Regular Season Statistics:**

Year	GP	GS	Rec	Yds	Avg	Lg	TD
2012	15	5	64	626	9.8	38	4
2013	16	12	94	1,079	11.5	45	2
2014	14	11	57	715	12.5	48	6
<b>Totals</b>	<b>45</b>	<b>28</b>	<b>215</b>	<b>2,420</b>	<b>11.3</b>	<b>48</b>	<b>12</b>

**RECEPTIONS IN FIRST THREE SEASONS**

**Kendall Wright's** total of 215 receptions from 2012–2014 ranks first in franchise history for a player's first three seasons with the team. The next closest total is **Webster Slaughter's** 184 catches from 1992 through 1994.

**Most receptions in a player's first three seasons with the Titans/Oilers:**

Player	Seasons	Receptions
1. <b>Kendall Wright</b>	<b>2012–2014</b>	<b>215</b>
2. Webster Slaughter	1992–1994	184
3. Charlie Hennigan	1960–1962	180
4. Drew Hill	1985–1987	178
5. Ernest Givins	1986–1988	174



## FASTEST TO 200 RECEPTIONS

**Kendall Wright** reached the 200-reception mark for his career against the Pittsburgh Steelers on Nov. 17, 2014, his 41st career game.

In doing so, he broke **Charlie Hennigan's** franchise mark for the fewest games needed to 200 receptions. Hennigan accomplished the feat in his 42nd game in 1962.

**Fewest games needed to reach 200 receptions, franchise history:**

Receiver	Seasons	Games
1. <b>Kendall Wright</b>	<b>2012–2014</b>	<b>41</b>
2. Charlie Hennigan	1960–1962	42

## 2013 NFL RECEIVING LEADERS

**Kendall Wright** ranked fifth in the AFC and seventh in the NFL with 94 receptions in 2013.

**NFL receptions leaders in 2013:**

Player	Team	Rec	Yds	Avg	Lg	TD
1. Pierre Garcon	Was	113	1,346	11.9	53t	5
2. Antonio Brown	Pit	110	1,499	13.6	56	8
3. Andre Johnson	Hou	109	1,407	12.9	62t	5
4. Julian Edelman	NE	105	1,056	10.1	44	6
5. Brandon Marshall	Chi	100	1,295	13.0	44	12
6. A.J. Green	Cin	98	1,426	14.6	82t	11
7. <b>Kendall Wright</b>	<b>Ten</b>	<b>94</b>	<b>1,079</b>	<b>11.5</b>	<b>45</b>	<b>2</b>
8. Dez Bryant	Dal	93	1,233	13.3	79	13
9. Demaryius Thomas	Den	92	1,430	15.5	78t	14
10. Alshon Jeffery	Chi	89	1,421	16.0	80t	7

## RECEPTIONS IN FIRST TWO SEASONS

**Kendall Wright** totaled 158 receptions from 2012 through 2013, his first two seasons in the NFL. In Titans/Oilers history, no player has ever produced more receptions than Wright in the first two seasons of his career.

**Most receptions in a players first two seasons with the Titans/Oilers:**

Player	Receptions
1. <b>Kendall Wright</b>	<b>158</b>
2. Charlie Hennigan	126
3. Bill Groman	122
4. Ernest Givins	114

Furthermore, only four players in NFL history—and only three wide receivers—have produced more catches than Wright in their initial two NFL seasons. **Marques Colston** holds the record with 168 receptions from 2006-07, followed by **A.J. Green** (162 from 2011-12), running back **Reggie Bush** (161 from 2006-07) and **Larry Fitzgerald** (161 from 2004-05).

**Most receptions through first two NFL seasons, NFL history:**

Player	Team	Seasons	Rec as Rookie	Rec 2nd Year	Total
1. Marques Colston	NO	2006–07	70	98	168
2. A.J. Green	Cin	2011–12	65	97	162
3. Reggie Bush (RB)	NO	2006–07	88	73	161
4. Larry Fitzgerald	Ari	2004–05	58	103	161
5. <b>Kendall Wright</b>	<b>Ten</b>	<b>2012–13</b>	<b>64</b>	<b>94</b>	<b>158</b>

## WRIGHT'S CAREER 100-YARD RECEIVING GAMES

**Kendall Wright's career 100-yard games:**

Date	Opp	No.	Yds.	Avg.	Lg	TD
12/15/13	Arizona	12	150	12.5	26	0
11/30/14	@Houston	7	132	18.9	36t	1
11/24/13	@Oakland	6	103	17.2	31	1

## FRANCHISE SINGLE-SEASON RECEPTIONS

**Kendall Wright's** 94 receptions in 2013 ranked fifth in franchise history for a single season.

**Most receptions in a single season, franchise history (1960–present):**

Player	Year	Rec	Yds	Avg	Lg	TD
1. Charlie Hennigan	1964	101	1,546	15.3	53	8
2. Haywood Jeffires	1991	100	1,181	11.8	44	7
3. Derrick Mason	2004	96	1,168	12.2	37t	7
4. Derrick Mason	2003	95	1,303	13.7	50t	8
5. <b>Kendall Wright</b>	<b>2013</b>	<b>94</b>	<b>1,079</b>	<b>11.5</b>	<b>45</b>	<b>2</b>
6. Drew Hill	1991	90	1,109	12.3	61t	4
Haywood Jeffires	1992	90	913	10.1	47	9
8. Tim Smith	1983	83	1,176	14.2	47t	6
9. Curtis Duncan	1992	82	954	11.6	72	1
Charlie Hennigan	1961	82	1,746	21.3	80	12

## TEAM'S YOUNGEST 1,000-YARD RECEIVERS

On Dec. 15, **Kendall Wright** went over the 1,000-yard receiving mark for the season. Wright's first career 1,000-yard campaign is the 24th in the 54-year history of the franchise.

Wright is the second-youngest player in team annals to hit the 1,000-yard receiving mark in a season. His age was 24 years, one month and three days on Dec. 15. The only player to accomplish the feat at a younger age was **Ernest Givins**, who did so at the age of 22 years, three months and 11 days.

**Youngest players in franchise history with a 1,000-yard receiving season:**

Player	Season	Yards	Age When Reaching 1,000 Yards
1. Ernest Givins	1986	1,062	22 years, 3 months, 11 days
2. <b>Kendall Wright</b>	<b>2013</b>	<b>1,029</b>	<b>24 years, 1 month, 3 days</b>
3. Bill Groman	1960	1,473	24 years, 4 months, 8 days
4. Bill Groman	1961	1,175	25 years, 4 months, 23 days
5. Haywood Jeffires	1990	1,048	26 years, 0 months, 18 days





## YARDS AFTER CATCH

According to STATS, **Kendall Wright** ranked eighth in the NFL in 2013 with a total of 596 yards after the catch. It also was the second-highest total by a Titans or Oilers player since 1992.

Most yards after catch by Titans/Oilers players since 1992:

Player	Year	Rec	Yards	Yards After Catch
1. Lorenzo White	1992	57	641	749
2. <b>Kendall Wright</b>	<b>2013</b>	<b>94</b>	<b>1,079</b>	<b>596</b>
3. Chris Johnson	2009	50	503	570
4. Eddie George	1999	47	458	485
5. Frank Wycheck	1998	70	768	455

## THIRD-DOWN RECEIVING IN 2013

**Kendall Wright** tied for fifth place in the NFL in 2013 with 30 catches on third down.

Most receptions on third down in 2013:

Player	Team	Third-Down Receptions
1. Anquan Boldin	SF	33
2. Antonio Brown	Pit	32
Pierre Garcon	Was	32
4. Andre Johnson	Hou	31
5. <b>Kendall Wright</b>	<b>Ten</b>	<b>30</b>
Julian Edelman	NE	30
7. Jordy Nelson	GB	29
8. Vincent Jackson	TB	28
9. Keenan Allen	SD	27
10. Josh Gordon	Cle	26

## 2012 ROOKIE RECEIVING LEADERS

**Kendall Wright**, the 20th overall selection in the 2012 NFL Draft, tied for first among NFL rookies with 64 receptions and ranked fifth among rookies with 626 receiving yards.

Most receptions in 2012 among all rookies:

Player, Team	Rec	Yds	Avg	Lg	TD
1. Justin Blackmon, Jax.	64	865	13.5	81t	5
<b>Kendall Wright, Ten.</b>	<b>64</b>	<b>626</b>	<b>9.8</b>	<b>38</b>	<b>4</b>
3. Trent Richardson, Cle. (RB)	51	367	7.2	27	1
4. T.Y. Hilton, Ind	50	861	17.2	70t	7
Josh Gordon, Cle.	50	805	16.1	71t	5
6. Doug Martin, T.B. (RB)	49	472	9.6	64t	1
7. Malcom Floyd, Ari.	45	562	12.5	53	2
Dwayne Allen, Ind. (TE)	45	521	11.6	40	3

Most receiving yards in 2012 among all rookies:

Player, Team	Yards	Rec	Avg	Lg	TD
1. Justin Blackmon, Jax.	865	64	13.5	81t	5
2. T.Y. Hilton, Ind	861	50	17.2	70t	7
3. Josh Gordon, Cle.	805	50	16.1	71t	5
4. Chris Givens, StL.	698	42	16.6	65	3
5. <b>Kendall Wright, Ten.</b>	<b>626</b>	<b>64</b>	<b>9.8</b>	<b>38</b>	<b>4</b>
6. Rod Streater, Oak.	584	39	15.0	64t	3
7. Malcom Floyd, Ari.	562	45	12.5	53	2
8. Dwayne Allen, Ind. (TE)	521	45	11.6	40	3

## FRANCHISE ROOKIE RECEIVING LEADERS

**Kendall Wright** finished his rookie season with 64 receptions. In franchise history, only **Bill Groman** (72 in 1960) has had more receptions as a rookie.

Most receptions by a rookie in franchise history:

Player (Pos)	Year	Receptions
1. Bill Groman (WR)	1960	72
2. <b>Kendall Wright (WR)</b>	<b>2012</b>	<b>64</b>
3. Ernest Givins (WR)	1986	61
4. Sid Blanks (RB)	1964	56
5. Charles Hennigan (WR)	1960	44
6. Chris Johnson (RB)	2008	43
7. Kenny Britt (WR)	2009	42
Jerry LeVias (WR)	1969	42

## MORE TITANS WIDE RECEIVERS

### WR KRIS DURHAM

➤ **Kris Durham** was claimed off waivers by the Titans from the Detroit Lions on Aug. 31, 2014.

➤ Durham spent two seasons (2012-13) in Detroit and one year with the Seattle Seahawks (2011), who selected him in the fourth round of the 2011 NFL Draft. Prior to arriving in Tennessee, he totaled 49 career receptions for 645 career yards and three touchdowns.

➤ Durham played his college football at the University of Georgia, where he played in 47 games and accounted for 64 receptions for 1,109 yards.

➤ In 2013, he played in all 16 games with the Lions and set career highs in receptions (38), receiving yards (490) and touchdowns (two).

### 2014 Highlights:

➤ In 2014, he played in four games and caught six passes for 54 yards.

➤ **Against the New York Giants (12/7)**, received his first playing time of the season and recorded his first reception in a Titans uniform in the second quarter, hauling in a 12-yard pass from Zach Mettenberger.

➤ **Against the New York Jets (12/14)**, caught one pass for 14 yards.

### WR DEREK HAGAN

➤ **Derek Hagan** was signed by the Titans as a free agent on June 17, 2014.

➤ Prior to his arrival in Tennessee, he amassed 129 receptions for 1,480 yards and six touchdowns in a total of seven seasons with the Miami Dolphins, N.Y. Giants, Oakland Raiders, Buffalo Bills and Tampa Bay Buccaneers.

➤ The former third-round selection of the Dolphins last played 14 games with the Raiders in 2012.

➤ He played in 50 games at Arizona State (2002-2005), totaling 258 receptions for 3,939 yards and 27 touchdowns.

### 2014 Highlights:

➤ In 2014, he played in all 16 games (three starts) for the first time since 2009 and posted 19 receptions for 254 yards and a touchdown.

➤ **Against Dallas (9/14)**, caught a 25-yard pass.

➤ **At Washington (10/19)**, posted two receptions for 45 yards, including a touchdown catch. He caught a 38-yard touchdown pass from Charlie Whitehurst in the fourth quarter, his seventh career touchdown catch and his first since he was a member of the Buffalo Bills against the Miami Dolphins on Dec. 18, 2011. The 38-yard reception also tied his career long (10/14/12 at Atlanta).

➤ **At Houston (11/30)**, recorded a pair of receptions for 39 yards and also downed a punt at Houston's one-yard line.

➤ **Against the New York Giants (12/7)**, due to Kendall Wright's absence (hand injury), recorded his first start in a Titans uniform and his first since he played for the Oakland Raiders in 2012. He led the team with six receptions for 62 yards, posting his highest reception total since Jan. 1, 2011 and his highest yardage total since Oct. 14, 2012.

➤ **Against the New York Jets (12/14)**, started but did not catch a pass.

➤ **Against Indianapolis (12/28)**, started and caught two passes for 16 yards.

### WR RICO RICHARDSON

➤ **Rico Richardson** was promoted to the active roster on Dec. 18 after spending the first 14 games of the season on the team's practice squad. He was initially signed by the team as a free agent on June 13, 2014.

➤ Richardson originally signed as a rookie free agent by the Kansas City Chiefs following the 2013 NFL Draft. He spent seven weeks on the Houston Texans' practice squad in 2013.

➤ At Jackson State, he played in 43 games with 20 starts, recording 146 catches for 2,722 yards (18.6 avg.) and 26 touchdowns. As a senior (2012), he started 12 games and caught 60 passes for 1,153 yards and 11 touchdowns.

#### 2014 Highlights:

➤ In 2014, he played in one game after spending most of the campaign on the practice squad.

➤ At Jacksonville (12/18), he made his NFL debut as a reserve.



## OFFENSIVE LINEMEN

### TACKLES

No.	Name	Ht	Wt	Exp	College
75	Jones, Terren	6-7	341	2	Alabama State
77	Lewan, Taylor	6-7	309	R	Michigan
79	Meredith, Jamon	6-5	312	5	South Carolina
72	Oher, Michael (IR)	6-4	315	6	Mississippi
71	Roos, Michael (IR)	6-7	313	10	Eastern Washington
68	Stingily, Byron	6-5	318	4	Louisville
76	Switek, Will	6-6	305	9	Stanford

### GUARDS

No.	Name	Ht	Wt	Exp	College
67	Levitre, Andy	6-2	303	6	Oregon State
70	Warmack, Chance	6-2	323	2	Alabama

### CENTERS

No.	Name	Ht	Wt	Exp	College
66	Olsen, Eric	6-3	305	3	Notre Dame
62	Schwenke, Brian (IR)	6-3	318	2	California
60	Spencer, Chris	6-3	308	10	Mississippi

## #67 • G ANDY LEVITRE

[CLICK FOR COMPLETE BIO \(PDF\)](#)

Left guard **Andy Levitre** completed his sixth NFL season and his second campaign with the Titans. He was signed as an unrestricted free agent from the Buffalo Bills in 2013.

In 2014, Levitre started all 16 games at left guard, bringing his consecutive starting streak to 96 games—every game since entering the NFL as a 2009 second-round selection (51st overall). The streak ranks first among all NFL guards.

At Buffalo, he started all 64 games in four seasons. He was one of only three offensive linemen from the 2009 draft to start every game during that time. His starts included 58 at left guard, four at left tackle, one at center and one at right guard. From 2010-12, the Bills ranked fifth in the NFL in fewest sacks allowed with 87 and ranked fourth in average per rush (4.7).

The Felton, Calif., native was a four-time Academic All-Pac 10 honoree at Oregon State.

#### Levitre's Career Games Played/Games Started:

Year	Team	GP	GS
2009	Buf	16	16
2010	Buf	16	16
2011	Buf	16	16
2012	Buf	16	16
2013	Ten	16	16
2014	Ten	16	16
<b>Totals</b>		<b>96</b>	<b>96</b>



## TOP IRON-MAN STREAKS AMONG GUARDS

Titans left guard **Andy Levitre** is the NFL's top current "ironman" at guard. From the time he was drafted in 2009 through 2014, the former second-round pick of the Buffalo Bills never missed a game in his career, starting all 96 contests.


Levitre and St. Louis Rams linebacker **James Laurinaitis** were the only members of the 2009 NFL Draft Class who started every possible game from 2009 through 2014.

#### Longest active starting streaks among NFL guards:

Guard	Current Team	Consecutive Starts
1. <b>Andy Levitre</b>	<b>Tennessee</b>	<b>96</b>
2. Rob Sims	Detroit	90
3. Zane Beadles	Jacksonville	80
4. Ted Larsen	Arizona	76
5. Chris Chester	Washington	69

## #77 • T TAYLOR LEWAN

[CLICK FOR COMPLETE BIO \(PDF\)](#)



Tackle **Taylor Lewan** was selected by the Titans with the 11th overall pick in the first round of the 2014 NFL Draft.

As a rookie, Lewan played in 11 games with six starts before suffering an ankle injury. He played as a reserve for the first five games and then started in six consecutive contests before the injury caused him to be inactive the final five weeks. For his efforts, Lewan was named to the Pro Football Writers of America All-Rookie Team.

In four seasons at Michigan, Lewan appeared in 50 games with 48 starts at left tackle. He started the final 41 games of his career and was named the Big Ten Conference Offensive Lineman of the Year in 2012 and 2013.

As a senior in 2013, he started all 13 games at left tackle for the third consecutive season and was named second-team *Associated Press* All-American.

At the 2014 NFL Scouting Combine, he ran the 40-yard dash in 4.87 seconds, beating all other offensive linemen in his class and clocking the fourth-fastest time among offensive linemen in the last five years (2010-14). He also ranked among the top offensive linemen at the 2014 combine in the broad jump (first at nine feet, nine inches), vertical jump (tied for third at 30.5 inches) and three-cone drill (fourth at 7.39 seconds).

A native of Cave Creek, Ariz., Lewan became the first offensive tackle selected by the Titans/Oilers in the first round since tackle Brad Hopkins (13th overall) in 1993.

#### Lewan's 2014/Career Games Played/Games Started:

Year	Team	GP	GS
2014	Ten	11	6

#### Lewan's College Games Played/Games Started:

Year	Team	GP	GS
2010	Mich	11	9
2011	Mich	13	13
2012	Mich	13	13
2013	Mich	13	13
<b>Totals</b>		<b>50</b>	<b>48</b>





## #72 • T MICHAEL OHER

[CLICK FOR COMPLETE BIO \(PDF\)](#)

Tackle **Michael Oher** completed his sixth NFL season and his first campaign with the Titans. He was signed as an unrestricted free agent on March 15, 2014.

Oher's first year with the Titans was cut short due to a toe injury, however. After starting the first 11 games of the season at right tackle, he was inactive for two weeks and then was placed on injured reserve on Dec. 13.

Prior to joining the Titans, Oher played all five previous seasons for the Baltimore Ravens, starting all 80 possible regular-season games and 10 postseason contests during that time. He has extensive experience on both sides of the offensive line, totaling 37 starts at left tackle and 43 starts at right tackle, including 16 starts at right tackle in 2013.

In Baltimore's 2012 Super Bowl Championship season, he was a 16-game starter at left tackle. The 2012 team scored the most points in franchise history (398) and posted the second-highest yardage total (5,640) in franchise history.

During Oher's five seasons, the Ravens offensive line paved the way for running back **Ray Rice** to rank third in the NFL in total rushing yards (5,726) and first in total scrimmage yards (8,487) during that time period.

The Memphis, Tenn., native entered the NFL as a first-round selection (23rd overall) by the Ravens in the 2009 NFL Draft. At the University of Mississippi, he was a four-year starter and earned first team All-America honors as a senior.

**Oher's Career Games Played/Games Started:**

Year	Team	GP	GS
2009	Bal	16	16
2010	Bal	16	16
2011	Bal	16	16
2012	Bal	16	16
2013	Bal	16	16
2014	Ten	11	11
<b>Totals</b>		<b>91</b>	<b>91</b>



## #71 • T MICHAEL ROOS

[CLICK FOR COMPLETE BIO \(PDF\)](#)

Tackle **Michael Roos** finished his 10th NFL season on injured reserve. He hurt his knee against the Cleveland Browns on Oct. 5, 2014 and was placed on injured reserve on Oct. 11.

Roos has been among the most durable of all current NFL linemen, registering starts in all but one game in his first nine seasons—15 games at right tackle and 128 contests at left tackle. The only game he missed from 2005 through 2013 was as a result of an appendectomy in 2012 (Oct. 28).

Roos was drafted with the 41st overall pick in the second round of the 2005 NFL Draft. From then through 2013, Roos' efforts helped the Titans allow the third-lowest number of sacks in the NFL (244) behind only the Indianapolis Colts and New Orleans Saints. Titans running backs accumulated eight individual 1,000-yard rushing seasons in that time.

At the conclusion of the 2013 campaign, Roos' 143 games ranked fifth in franchise history among offensive linemen, behind only **Bruce Matthews** (296), **Brad Hopkins** (194), **Mike Munchak** (159) and **Benji Olson** (152).

Among other honors, Roos was named *Associated Press* first-team All-Pro and selected to the Pro Bowl in 2008. In 2009, he added second-team AP All-Pro honors.

A native of Talinn, Estonia, where he spent the first 10 years of his life, Roos later settled with his mother in Vancouver, Wash. He went on to



attend Eastern Washington, where he started 35 consecutive games at left tackle after beginning his career as a defensive lineman.

**Roos' Career Games Played/Games Started:**

Year	Team	GP	GS
2005	Ten	16	16
2006	Ten	16	16
2007	Ten	16	16
2008	Ten	16	16
2009	Ten	16	16
2010	Ten	16	16
2011	Ten	16	16
2012	Ten	15	15
2013	Ten	16	16
2014	Ten	5	5
<b>Totals</b>		<b>148</b>	<b>148</b>

## GAMES PLAYED, FRANCHISE HISTORY

Tackle **Michael Roos** is in elite company in terms of career games played in the history of the Titans/Oilers.

He currently is in 11th place among all players in franchise history and fifth among offensive linemen. The only offensive linemen ranked higher than him are **Bruce Matthews** (296), **Brad Hopkins** (194), **Mike Munchak** (159) and **Benji Olson** (152).

**Most career games played, franchise history:**

Player	Position	Seasons	Games
1. Bruce Matthews	OL	1983–2001	296
2. Elvin Bethea	DE	1968–1983	210
3. Brad Hopkins	OL	1993–2005	194
4. Craig Hentrick	P	1998–2009	177
5. Gregg Bingham	LB	1973–1984	173
6. Ray Childress	DL	1985–1995	160
7. Mike Munchak	OL	1982–1993	159
8. Keith Bulluck	LB	2000–2009	157
9. Benji Olson	OL	1998–2007	152
10. Al Del Greco	K	1991–2000	151
11. <b>Michael Roos</b>	<b>OL</b>	<b>2005–2014</b>	<b>148</b>
12. Robert Brazile	LB	1975–1984	147
13. Ted Thompson	LB	1975–1984	146
14. Zeke Moore	CB	1967–1977	145
15. Rob Bironas	K	2005–2013	144
Ken Burroughs	WR	1971–1981	144
17. Warren Moon	QB	1984–1993	141



## OL GAMES PLAYED, 2005–2014

Titans left tackle **Michael Roos** missed the final 11 games of the 2014 season with a knee injury.

Prior to that point, Roos had missed only one game and only one start in 10 seasons since being selected in the second round of the 2005 NFL Draft. He was unable to be in the team's starting lineup on Oct. 28, 2012 following an emergency appendectomy.

Even with the injury in 2014, Roos finished the season ranked fifth among all NFL offensive linemen in games played from 2005–2014. The only players with more appearances in that period of time were **Dominic Raiola** (155), **Roberto Garza** (154), **Chris Myers** (153) and **Jonathan Goodwin** (152).

Roos' 148 total starts from 2005 through 2014 ranked second among NFL offensive linemen behind only Raiola's 155 starts.

### Most games played by NFL offensive linemen, 2005–present:

Offensive Lineman	Games	Starts
1. Dominic Raiola	155	155 (most starts)
2. Roberto Garza	154	145
3. Chris Myers	153	128
4. Jonathan Goodwin	152	119
5. <b>Michael Roos</b>	<b>148</b>	<b>148 (second-most starts)</b>
6. Logan Mankins	146	146
7. D'Brickashaw Ferguson	144	144
8. Jahri Evans	142	142
9. Daryn Colledge	141	137
Nick Mangold	141	141
Adam Snyder	141	88
Scott Wells	141	133

## #62 • C BRIAN SCHWENKE

[CLICK FOR COMPLETE BIO \(PDF\)](#)

Center **Brian Schwenke** was drafted by the Titans in the fourth round (107th overall) of the 2013 NFL Draft.

Schwenke started the first 11 games of the 2014 campaign until his season was cut short due to injury. After spraining a knee in a game at Philadelphia on Nov. 23, he was placed on injured reserve on Nov. 25.

As a rookie in 2013, Schwenke started nine of the team's final 10 games at center.

In four seasons with the California Golden Bears (2009–12), Schwenke played in 48 of 50 possible games and started games at three different positions—16 starts at left guard, 12 at center and eight at right guard. As a senior, he played center for the first time and was named first-team All-Pac-12 by the league's coaches.

At the 2013 NFL Combine, Schwenke ranked among the event's top offensive linemen in several categories, including the three-cone drill (tied for second place at 7.31 seconds), 40-yard dash (sixth at 4.99 seconds), broad jump (tied for 10th at 108 inches) and bench press (tied for eighth with 31 reps of 225 pounds).

Schwenke is a native of Oceanside, Calif.


### Schwenke's Career Games Played/Games Started:

Year	Team	GP	GS
2013	Ten	9	9
2014	Ten	11	11
<b>Totals</b>		<b>20</b>	<b>20</b>



## #70 • G CHANCE WARMACK

[CLICK FOR COMPLETE BIO \(PDF\)](#)



Right guard **Chance Warmack** completed his second NFL season. He was selected with the 10th overall selection in the 2013 NFL Draft from the University of Alabama.

Warmack, who started every game in 2014 at right guard, became the fourth rookie in the "Titans era" (1999–present) to start all 32 games for the team in his first two NFL seasons, joining **Jevon Kearse** (1999–00), **Tank Williams** (2002–03) and **Michael Roos** (2005–06).

With starts in all 16 games at right guard in 2013, he became the first Titans rookie since Roos in 2005 to start every game as a rookie offensive lineman.

Warmack became the first offensive lineman selected by the Titans/Oilers in the first round since tackle **Brad Hopkins** (13th overall) in 1993 and the first guard selected by the club in the first round since **Bruce Matthews** (ninth overall) in 1983.

During Warmack's four-year career at Alabama, the Crimson Tide won three BCS National Championships, taking the title during his freshman (2009), junior (2011) and senior (2012) seasons. He started the final 40 games of his college career at left guard, including all 14 contests as a senior in 2012. That season, he was a unanimous first-team All-American selection.

Warmack is a native of Atlanta, Ga.

### Warmack's Career Games Played/Games Started:

Year	Team	GP	GS
2013	Ten	16	16
2014	Ten	16	16
<b>Totals</b>		<b>32</b>	<b>32</b>

## WARMACK, KEARSE, WILLIAMS & ROOS

Titans guard **Chance Warmack** started all 32 games during the first two seasons of his career. In doing so, he joined three other former and current Titans in a rare feat.

Since the team became the Titans in 1999, Warmack is the fourth player to start all 32 games from the time they were drafted through their second seasons. The first three were defensive end **Jevon Kearse** (1999–2000), safety **Tank Williams** (2002–2003) and offensive tackle **Michael Roos** (2005–2006).

### Players who have started all 32 games in their first two NFL seasons during the "Titans era" (1999–present):

Player	Position	Seasons
Jevon Kearse	Defensive End	1999–2000
Tank Williams	Safety	2002–2003
Michael Roos	Right Tackle/Left Tackle	2005–2006
<b>Chance Warmack</b>	<b>Right Guard</b>	<b>2013–2014</b>

## MORE TITANS OFFENSIVE LINEMEN

### T TERREN JONES

➤ **Terren Jones** was signed by the Titans as a free agent off the practice squad of the Baltimore Ravens on Dec. 2, 2014.

➤ Jones was originally signed by the Atlanta Falcons as an undrafted free agent following the 2013 NFL Draft. He spent the majority of his rookie season on Atlanta's practice squad and was added to the active roster for the final month of the season. He was cut by the Falcons following training camp in 2014 and spent time on the practice squad for Atlanta, Washington and Baltimore.

➤ Jones attended Alabama State, where he earned All-SWAC conference honors in each of his final three seasons at tackle for the Hornets.

### 2014 Highlights:

➤ In 2014, Jones played in one game, did not play in one game and was inactive for two contests.

### T JAMON MEREDITH

➤ **Jamon Meredith** was signed by the Titans as a free agent on Dec. 9, 2014.

➤ Meredith arrived in Tennessee with five seasons and 51 games of NFL experience, including 24 starts split between tackle and guard.



- Prior to joining the Titans in 2014, he played four games for the Indianapolis Colts.
- He spent the previous two seasons (2012-13) at Tampa Bay, where he started 20 games at guard.
- Over his career, he has played for Buffalo, Pittsburgh, Tampa Bay and Indianapolis. He was originally a fifth-round selection by the Green Bay Packers in the 2009 NFL Draft.
- He played his college football at the University of South Carolina, where he registered 34 starts during his career at tackle and guard.

#### 2014 Highlights:

- In 2014, Meredith started all three games (once at right tackle and twice at left tackle) after being signed by the Titans.

#### C/G ERIC OLSEN

- **Eric Olsen** was signed by the Titans on Nov. 25, 2014 after center Brian Schwenke was placed on injured reserve. He previously spent training camp with the Titans before he was waived in the final roster cutdown.
- He spent two weeks with the New Orleans Saints and appeared in one game during the 2014 season prior to joining the Titans.
- Originally a sixth-round draft choice by the Denver Broncos in 2010, he also spent time with the Washington Redskins, New Orleans Saints and Pittsburgh Steelers.
- He achieved a career high in 2012, appearing in all 16 games with four starts as a blocking tight end for the Saints.
- In four seasons at Notre Dame (2006-09), he played 44 games, including starts in his final 31 contests. During his career he played at all three interior offensive line positions.

#### 2014 Highlights:

- With the Titans in 2014, he saw action as a reserve in each of the final five games of the season.

#### C/G CHRIS SPENCER

- **Chris Spencer** is in his 10th NFL season and second campaign with the Titans. He was signed in April 2013 with eight previous NFL seasons under his belt and starting experience at all three interior line positions.
- The former first-round pick from Ole Miss spent six years with the Seattle Seahawks (2005-09) before playing two years with the Chicago Bears (2011-12). He totaled 105 career games and 89 total starts with the Seahawks and Bears, including 62 starts at center, 19 starts at right guard and eight starts at left guard.
- In 2013, his first season in Tennessee, he played in all 16 games with one start at center.

#### 2014 Highlights:

- In 2014, he played in all 16 games for the second consecutive season and started five contests at center. He took over the starting center role after Brian Schwenke was placed on injured reserve.

#### T BYRON STINGILY

- **Byron Stingily** is in his fourth NFL season. He was selected by the Titans in the sixth round of the 2011 NFL Draft.
- Prior to entering the NFL, he started all 24 games during a two-year stay at Louisville.
- After not playing as a rookie, he saw action in five games in 2012, including starts in the final two games of the season at right tackle.
- In 2013, Stingily played in five games with starts at right tackle in the final two games.

#### 2014 Highlights:

- In 2014, he set career highs with 10 games played and five starts. He started four times at right tackle and once as an extra tight end.

#### T WILL SVITEK

- **Will Svitek** (pronounced SVEE-tek) was signed by the Titans as a free agent on Oct. 15, 2014. He was acquired after tackle Michael Roos was placed on injured reserve with a knee injury.
- Svitek arrived in Tennessee with eight seasons of NFL experience, including 74 total games and 18 starts. He spent time with Kansas City, Atlanta, New England and Cincinnati during his career.
- In 2013, Svitek played in 13 games with the Patriots, including two starts at right tackle.
- Svitek was selected by the Kansas City Chiefs in the sixth round of the 2005 NFL Draft. He played three seasons for the Chiefs before signing with Atlanta, where he would play four years. He has logged starts at both left and right tackle during his NFL career.
- At Stanford, he registered 38 games as defensive lineman.

#### 2014 Highlights:

- In 2014, he appeared in five games, including three starts at left tackle.



## DEFENSIVE LINEMEN

No.	Name	Ht	Wt	Exp	College
99	Casey, Jurrell	6-1	305	4	Southern California
94	Hill, Sammie	6-4	328	6	Stillman
90	Jones, DaQuan	6-4	322	R	Penn State
97	Klug, Karl	6-3	278	4	Iowa
93	Martin, Mike	6-1	298	3	Michigan
92	Pitoitua, Ropati	6-8	298	5	Washington State
96	Woods, Al	6-4	307	5	Louisiana State

### #99 • DT JURRELL CASEY

[CLICK FOR COMPLETE BIO \(PDF\)](#)

Defensive lineman **Jurrell Casey** completed his fourth NFL season in 2014. He was rewarded for his play during the 2014 preseason with a multi-year contract extension.

Casey was named one of five permanent team captains by his teammates in 2014 for the first time in his career. He started all 16 games and led the team's defensive linemen (fourth on the team) with 86 tackles. His 27 quarterback pressures and 13 tackles for loss tied for the team lead and set new career highs. With five sacks, he ranked second on the squad.

In 2013, Casey was named *Associated Press* second-team All-Pro after putting together one of the best seasons by a defensive tackle in franchise history. His 10.5 sacks set a career high and made up the second-highest total by a franchise defensive tackle since sacks became an official statistic in 1982, finishing behind only **Ray Childress'** 13 sacks in 1992. In 2013, only **Jason Hatcher** of the Dallas Cowboys (11) finished with more sacks than Casey among defensive tackles.

Casey's 2013 season totals also included a career-high 90 tackles, a career- and team-high 10 quarterback pressures, three tackles for loss, three passes defended, one forced fumble and one fumble recovery. He played in 15 games with 14 starts, missing only the season finale due to a knee injury.

In 2012, he started all 16 games and led the team's defensive linemen in tackles for the second consecutive season. His totals included 80 tackles, three sacks, six tackles for loss, three quarterback pressures and two forced fumbles.

The selection of Casey in the third round (77th overall) of the 2011 NFL Draft paid immediate dividends for the team. As a rookie, he started 15 games and led the team's defensive linemen with 74 tackles. He added 2.5 sacks, nine quarterback pressures, five tackles for loss, one pass defended, one forced fumble and a fumble recovery.

A native of Long Beach, Calif., Casey played in 38 games (26 starts) on the defensive line (24 at right defensive tackle and two at nose tackle) at the University of Southern California. He recorded 138 tackles, nine sacks, 22 tackles for loss, three quarterback pressures, four fumble recoveries, three forced fumbles, an interception and three passes defended.

In his final season with the Trojans (2010), he started all 13 games for the second consecutive season and had 67 tackles, a team-best 11 tackles for loss, a team-leading 4.5 sacks, one interception, one fumble recovery and two passes defended. He was named first-team All-Pac 10.

#### 2014 Highlights:

- **At Kansas City (9/7)**, recorded four total tackles, one tackle for loss and a career-high four quarterback pressures. He helped limit Jamaal Charles to 19 rushing yards on seven carries.
- **Against Dallas (9/14)**, registered three tackles, including a pair of sacks. In the first quarter, he ended the Cowboys' first series with a sack of Tony Romo for a 12-yard loss on third down. Later in the first quarter, he recorded an eight-yard sack to notch his fourth career game with two sacks.



- **At Cincinnati (9/21)**, posted seven tackles and a quarterback pressure.
- **At Indianapolis (9/28)**, totaled four tackles and three quarterback pressures.
- **Against Cleveland (10/5)**, registered two tackles and a quarterback pressure.
- **Against Jacksonville (10/12)**, totaled eight tackles, two sacks, two tackles for loss and a quarterback pressure. Early in the second quarter, he ended a Jaguars drive with a four-yard sack on third down against quarterback Blake Bortles. Later in the second quarter, he posted a nine-yard sack to give him five career games with two sacks. He earned his first career AFC Defensive Player of the Week award, becoming the first Titans defensive tackle to accomplish the feat since Ray Childress in 1995.
- **At Washington (10/19)**, posted seven tackles and a quarterback pressure.
- **Against Houston (10/26)**, tied a career high and led the team with four quarterback pressures. He added seven tackles.
- **At Baltimore (11/9)**, registered six tackles, a tackle for loss and a quarterback pressure.
- **Against Pittsburgh (11/17)**, posted nine tackles, a tackle for loss and a quarterback pressure. His tackle total was his highest since Dec. 15, 2013 (10) and put him over the 300-tackle mark for his career.
- **At Philadelphia (11/23)**, recorded six tackles, a sack, two tackles for loss and a quarterback pressure. In the first quarter, he sacked Mark Sanchez for a seven-yard loss, giving him five sacks in 2014 (21 career).
- **At Houston (11/30)**, recorded seven tackles, including a team-high three tackles for loss.
- **Against the New York Giants (12/7)**, posted four tackles, including a tackle for loss. He also led the defense and tied his career high with four quarterback pressures.
- **Against the New York Jets (12/14)**, registered five tackles, two tackles for loss, two quarterback pressures and one pass defended. In the second quarter, he forced an intentional grounding penalty on Geno Smith in the end zone, resulting in a safety.
- **At Jacksonville (12/18)**, recorded four tackles and a quarterback pressure.
- **Against Indianapolis (12/28)**, totaled three tackles, a tackle for loss and two quarterback pressures.

#### Casey's Career Regular Season Statistics:

Year	GP	GS	Tackle	Sack	TFL	QBP	Int	PD	FF	FR
2011	16	15	74	2.5	5	9	0	1	1	1
2012	16	16	80	3.0	6	3	0	0	2	0
2013	15	14	90	10.5	3	10	0	3	1	1
2014	16	16	86	5.0	13	27	0	1	0	0
<b>Totals</b>	<b>63</b>	<b>61</b>	<b>330</b>	<b>21.0</b>	<b>27</b>	<b>49</b>	<b>0</b>	<b>5</b>	<b>4</b>	<b>2</b>



## SACKS BY 4-3 DTs & 3-4 NTs SINCE '04

With 10.5 sacks in 2013, **Jurrell Casey** tied for fifth place among defensive tackles in a 4-3 defense or 3-4 nose tackles in the last 10 years (2004–present) in sacks. In that time period, Cincinnati's **Geno Atkins** recorded the high in the group with 12.5 sacks in 2012.

#### Most sacks by 4-3 defensive tackles or 3-4 nose tackles in the last 10 seasons (2004-13):

Player	Season	Team	Sacks
1. Geno Atkins	2012	Cincinnati	12.5
2. Rod Coleman *	2004	Atlanta	11.5
Kevin Williams	2004	Minnesota	11.5
4. Jason Hatcher	2013	Dallas	11.0
5. <b>Jurrell Casey</b>	<b>2013</b>	<b>Tennessee</b>	<b>10.5</b>
Kyle Williams	2013	Buffalo	10.5
Rod Coleman *	2005	Atlanta	10.5
8. Warren Sapp	2006	Oakland	10.0
Ndamukong Suh	2010	Detroit	10.0
10. Darnell Dockett	2007	Arizona	9.0
Gerald McCoy	2013	Tampa Bay	9.0

\* Coleman was a 3-4 nose tackle; all others 4-3 defensive tackles

Note: The table does not include 3-4 defensive ends. Also not included are defensive tackles on 3-4 lines which list two defensive tackles, a nose tackle and no ends (i.e. a line with a left defensive tackle, nose tackle and right defensive tackle).

## 2013 SACKS BY DEFENSIVE TACKLES

Titans defensive tackle **Jurrell Casey** recorded a career-high 10.5 sacks in 2013. The third-year defensive tackle tied for second in the NFL in sacks among defensive tackles behind only Jason Hatcher of the Dallas Cowboys, who had 11 sacks.

#### Most sacks among defensive tackles in 2013:

Player	Team	Sacks
1. Jason Hatcher	Dal	11.0
2. <b>Jurrell Casey</b>	<b>Ten</b>	<b>10.5</b>
Kyle Williams	Buf	10.5
4. Gerald McCoy	TB	9.0
5. Marcell Dareus	Buf	7.5
6. Geno Atkins	Cin	6.0
Nick Fairley	Det	6.0
Chris Jones	NE	6.0
9. Michael Brockers	StL	5.5
Clinton McDonald	Sea	5.5
Ndamukong Suh	Det	5.5

## SACKS BY TITANS/OILERS DTs

Since individual sacks became an official NFL statistic in 1982, **Jurrell Casey** and **Ray Childress** are the only Titans/Oilers defensive tackles to produce double-digit sacks in a single season.

#### Most sacks in a season by Oilers/Titans defensive tackles, 1982–present:

Defensive Tackle	Season	Sacks
1. Ray Childress	1992	13.0
2. <b>Jurrell Casey</b>	<b>2013</b>	<b>10.5</b>
3. Ray Childress	1993	9.0
4. Albert Haynesworth	2008	8.5
Ray Childress	1989	8.5
Ray Childress	1988	8.5
Ray Childress	1990	8.0
8. Karl Klug	2011	7.0
Gary Walker	1997	7.0
Ray Childress	1991	7.0

Note: In 1992, Lee Williams recorded 11 total sacks while playing both defensive end and defensive tackle for the Oilers. He is excluded from this list.



## SACKS THREE CONSECUTIVE GAMES

Against the Jacksonville Jaguars on Nov. 10, defensive tackle **Jurrell Casey** notched his third consecutive game with a sack. It marked the 11th time a Titans player had a streak of at least three games with a sack since the start of the "Titans era" (1999-present). However, Casey became the first defensive tackle from the group to accomplish the feat.

Earlier in the season, defensive end **Ropati Pitoitua** also recorded at least one sack in three consecutive weeks (two on Sept. 29 against the New York Jets; one against Kansas City on Oct. 6; one on Oct. 13 at Seattle).

**Most consecutive games with one or more sacks by a player in the "Titans era" (1999–present):**

Player	Season(s)	Consec. Games With One or More Sacks
1. Jevon Kearse (DE)	1999	8
2. Jevon Kearse (DE)	2003	6
3. Jevon Kearse (DE)	2000	4
4. <b>Jurrell Casey (DT)</b>	<b>2013</b>	<b>3</b>
<b>Ropati Pitoitua (DE)</b>	<b>2013</b>	<b>3</b>
Will Witherspoon (LB)	2010	3
Dave Ball (DE)	2010	3
Jacob Ford (DE)	2008	3
Dave Ball (DE)	2008	3
Kyle Vanden Bosch (DE)	2007	3
Jevon Kearse (DE)	2001	3

## #94 • NT SAMMIE HILL

[CLICK FOR COMPLETE BIO \(PDF\)](#)

Defensive lineman **Sammie Hill** completed his sixth NFL season and his second campaign with the Titans in 2014.

In 2014, he set career highs in starts (15), tackles (47), sacks (three), quarterback pressures (eight) and tackles for loss (seven). He also blocked a field goal against Jacksonville (Oct. 12) to help preserve a victory.

Hill was signed by the Titans as an unrestricted free agent on March 14, 2013. In his first season with the team, he played in 13 games with 10 starts, missing three contests due to an ankle injury. His totals included a career-high 40 tackles, one quarterback pressure, seven passes defended and one fumble recovery.

The 6-foot-4-inch, 329-pound run stuffer joined the Titans after spending the first four years of his career with the Detroit Lions. While there, he appeared in 59 career games with 18 starts and collected 95 tackles, four sacks, four fumble recoveries, a forced fumble and three passes defended.

In 2012, Hill appeared in 15 games with three starts and registered 15 tackles and three passes defended.

A native of West Blockton, Ala., Hill was a four-year starter at Stillman College, where he set the school record with 44.5 tackles for loss. He was drafted by the Lions in the fourth round (115th overall) of the 2009 NFL Draft.

### 2014 Highlights:

- **At Kansas City (9/7)**, posted three tackles, including an eight-yard sack



of Alex Smith in the fourth quarter. It was his fifth career sack. He helped limit Jamaal Charles to 19 yards on seven rushing attempts.

- **At Cincinnati (9/21)**, tied a career high with six tackles and added a quarterback pressure and a pass defended.

- **Against Cleveland (10/5)**, posted two tackles, a quarterback pressure and two passes defended. He batted down a Brian Hoyer pass on fourth down in the fourth quarter.

- **Against Jacksonville (10/12)**, registered a tackle, a quarterback pressure and a blocked field goal. With 12 seconds remaining in the game, he blocked the potential game-winning 55-yard field goal by Josh Scobee to preserve the Titans victory. It was his first career blocked kick and the Titans' first blocked field goal since Sept. 22, 2013 (Bernard Pollard vs. San Diego).

- **At Washington (10/19)**, posted three tackles, two tackles for loss, a sack, a quarterback pressure and a pass defended. He recorded his second sack of the season in the fourth quarter, forcing Colt McCoy out of bounds for a one-yard loss.

- **Against Houston (10/26)**, tallied four tackles and a quarterback pressure.

- **At Baltimore (11/9)**, did not play due to a hamstring injury.

- **Against Pittsburgh (11/17)**, returned from a hamstring injury and notched one tackle.

- **At Philadelphia (11/23)**, posted three tackles and a quarterback pressure.

- **At Houston (11/30)**, recorded six tackles, including a tackle for loss.

- **Against the New York Giants (12/7)**, registered a pair of tackles.

- **Against the New York Jets (12/14)**, tallied a pair of tackles, including a tackle for loss, and a quarterback pressure.

- **At Jacksonville (12/18)**, recorded five tackles, a sack, a tackle for loss and a pass defended. He notched a third-down sack to end a Jacksonville drive in the second quarter, giving him a career-high three sacks in 2014.

- **Against Indianapolis (12/28)**, posted five tackles.

### Hill's Career Regular Season Statistics:

Year	Team	GP	GS	Tackle	Sack	TFL	QBP	Int	PD	FF	FR
2009	Det	13	12	26	0.0	NA	NA	0	0	0	2
2010	Det	15	0	30	2.5	NA	NA	0	0	0	1
2011	Det	16	3	24	1.5	NA	NA	0	0	1	1
2012	Det	15	3	15	0.0	NA	NA	0	3	0	0
2013	Ten	13	10	40	0.0	0	1	0	7	0	1
2014	Ten	15	15	47	3.0	7	8	0	6	0	0
<b>Totals</b>		<b>87</b>	<b>43</b>	<b>182</b>	<b>7.0</b>	<b>-</b>	<b>-</b>	<b>0</b>	<b>16</b>	<b>1</b>	<b>5</b>

## #90 • DL DaQUAN JONES

[CLICK FOR COMPLETE BIO \(PDF\)](#)

Defensive lineman **DaQuan Jones** was selected by the Titans in the fourth round (112th overall) of the 2014 NFL Draft.

As a rookie, Jones appeared in seven games with one start. He registered 13 tackles, a sack, three quarterback pressures, two tackles for loss and a forced fumble.

A leader at Penn State during a time of turmoil, Jones started 23 of 46 college games, with all of his starting assignments coming during the last two seasons. Jones finished his career with 92 tackles, adding 4.5 sacks for minus 28 yards, 15.5 stops for losses totaling 55 yards, two fumble recoveries and a pass deflection.

As a senior in 2013, he started all 12 games at defensive tackle, finishing fifth on the team with a career-high 56 tackles (33 solos). His tackle total was the most for any interior defensive lineman in the Big Ten during the 2013 campaign. Jones was named first-team All-Big Ten by the league's coaches and second-team All-Conference by the media. He was named Penn State's Outstanding Senior Player and the recipient of the team's Reid-Robinson Award.

Jones is a native of Johnson City, N.Y.

### 2014 Highlights:


- **At Indianapolis (9/28)**, registered a tackle in his first game.

- **At Philadelphia (11/23)**, posted two tackles, including a tackle for loss.

- **Against the New York Jets (12/14)**, recorded a tackle and a quarterback pressure.

- **At Jacksonville (12/18)**, recorded two tackles, including a tackle for loss.

- **Against Indianapolis (12/28)**, recorded his first career NFL start at defensive end and posted six tackles, a sack, two quarterback pressures and



a forced fumble. In the first quarter, he dropped Andrew Luck for a seven-yard loss to record the first sack of his career. He also forced a fumble on the play, but the ball was recovered by Indianapolis.

#### Jones' 2014/Career Statistics:

Year	Team	GP	GS	Tackle	Sack	TFL	QBP	Int	PD	FF	FR
2014	Ten	7	1	13	1.0	2	3	0	0	1	0

#### Jones' College Statistics:

Year	Team	GP	GS	Tackle	Sack	TFL	QBP	Int	PD	FF	FR
2010	Penn St	9	0	6	1.0	2	0	0	0	0	0
2011	Penn St	13	0	8	0.0	0	1	0	0	0	0
2012	Penn St	12	11	22	0.5	2	0	0	1	0	1
2013	Penn St	12	12	56	3.0	11.5	0	0	0	0	1
<b>Totals</b>		<b>46</b>	<b>23</b>	<b>92</b>	<b>4.5</b>	<b>15.5</b>	<b>1</b>	<b>0</b>	<b>1</b>	<b>0</b>	<b>2</b>

## #97 • DL KARL KLUG

[CLICK FOR COMPLETE BIO \(PDF\)](#)

**Karl Klug** (pronounced KLOOG) completed his fourth NFL season in 2014.

Klug has never missed a game in his career. In 2014, he appeared in all 16 contests for the fourth consecutive season and posted 31 tackles, two sacks, five quarterback pressures and five tackles for loss.

Prior to 2014, Klug saw time at defensive end and defensive tackle in the defense's previous 4-3 scheme.

Klug's 2013 totals included 26 tackles, two sacks, four quarterback pressures, two passes defended, two forced fumbles and a fumble recovery in 16 games (three starts).

In 2012, Klug produced 12 tackles, 3.5 sacks, five quarterback pressures, one tackle for loss and one pass defended in 16 games (one start).

As a rookie in 2011, the former fifth-round pick emerged as one of the top young pass-rushing defensive tackles in the NFL, compiling a team-high seven sacks. The total tied for sixth place in sacks among all NFL rookies, tied for fourth among all NFL defensive tackles, and led all rookie defensive tackles. Playing in all 16 games (one start), Klug also totaled 32 tackles, 10 quarterback pressures, two tackles for loss, four passes defended and two forced fumbles.

During a four-year career at Iowa, Klug appeared in 40 games with 26 consecutive starts to end his career. He tallied 140 tackles, 31 tackles for loss, 9.5 sacks, eight quarterback pressures, eight passes defended, four forced fumbles and a fumble recovery.

As a senior in 2010, the Caledonia, Minn., native led the Hawkeyes with 13 tackles for loss and 5.5 sacks. He totaled 57 tackles en route to earning second-team All-Big Ten honors from the league's coaches and media. His honors also included the Roy J. Carver Most Valuable Player Award on defense, the Iron Hawk Award and the Hayden Fry "Extra Heart-beat" Award.

#### 2014 Highlights:

- **At Kansas City (9/7)**, registered two tackles, a sack and a quarterback pressure. He dropped Alex Smith for a seven-yard loss in the third quarter.
- **Against Dallas (9/14)**, recorded three tackles.
- **At Indianapolis (9/28)**, tallied four tackles.
- **Against Jacksonville (10/12)**, totaled a pair of tackles, including a sack. In the second quarter, he dropped Blake Bortles for an eight-yard loss to record his second sack of 2014 (14.5 career). He also played on offense on Jackie Battle's one-yard touchdown run.
- **At Washington (10/19)**, registered two tackles for loss and also saw action at fullback in the short-yardage offense. Additionally, he returned a kickoff 12 yards in the third quarter.
- **Against Houston (10/26)**, posted three tackles.
- **At Baltimore (11/9)**, registered two tackles, including a tackle for loss.
- **At Philadelphia (11/23)**, recorded three tackles.
- **At Houston (11/30)**, recorded three tackles, a tackle for loss and a quarterback pressure.
- **Against the New York Giants (12/7)**, in addition to his role on the defensive line, recorded his first NFL reception, hauling in a pass from Zach Mettenberger for nine yards on fourth-and-one.
- **Against the New York Jets (12/14)**, led the team with three quarterback pressures and added two tackles, including a tackle for loss.
- **At Jacksonville (12/18)**, recorded a tackle for loss.



#### Klug's Career Regular Season Statistics:

Year	GP	GS	Tackle	Sack	TFL	QBP	Int	PD	FF	FR
2011	16	1	32	7.0	2	10	0	4	2	0
2012	16	1	12	3.5	1	5	0	1	0	0
2013	16	3	26	2.0	0	4	0	2	2	1
2014	16	0	31	2.0	5	5	0	0	0	0
<b>Totals</b>	<b>64</b>	<b>5</b>	<b>101</b>	<b>14.5</b>	<b>8</b>	<b>24</b>	<b>0</b>	<b>7</b>	<b>4</b>	<b>1</b>

## #93 • DL MIKE MARTIN

[CLICK FOR COMPLETE BIO \(PDF\)](#)

Defensive tackle **Mike Martin** completed his third NFL season in 2014.

In 12 games (three starts) in 2014, Martin registered 28 tackles and a career-high 10 quarterback pressures.

In 2013, Martin played in 13 games with one start. He registered 22 tackles, one sack, two quarterback pressures, two tackles for loss and a pass defended.

Martin was drafted out of the University of Michigan in the third round of the 2012 NFL Draft. As a rookie, the 6-foot-1-inch, 298-pound defender played in all 16 games with one start and produced 40 tackles, three sacks, five tackles for loss and three quarterback pressures.

At Michigan, the Detroit native was a three-time recipient of the school's Richard Katcher Award, given to the top defensive lineman. He recorded 37 consecutive starts at nose tackle to conclude his career, and in a total of 49 career games, he tallied 172 tackles, 10 sacks and 25 tackles for loss.

As a senior captain of the Wolverines in 2011, he posted a career-high 64 tackles, 3.5 sacks, six tackles for loss and a safety en route to earning second-team All-Big Ten honors.



#### 2014 Highlights:

- **At Indianapolis (9/28)**, was in the starting lineup for the third time in his career, filling in for Ropati Pitoitua (knee injury). He tied his career highs with six tackles and a pair of quarterback pressures.
- **Against Cleveland (10/5)**, posted two tackles and a quarterback pressure.
- **Against Jacksonville (10/12)**, registered a pair of tackles and a quarterback pressure that led to an interception by Bledi Wreh-Wilson.
- **At Washington (10/19)**, started for Ropati Pitoitua (hand injury) and posted four tackles.
- **Against Houston (10/26)**, posted four tackles and a pair of quarterback pressures.
- **Against Pittsburgh (11/17)**, notched four tackles and a quarterback pressure.
- **At Philadelphia (11/23)**, started at defensive end and recorded two tackles and a quarterback pressure.
- **Against the New York Giants (12/7)**, recorded one tackle.
- **Against the New York Jets (12/14)**, he was inactive.
- **Against Indianapolis (12/28)**, he registered a tackle and two quarterback pressures.

#### Martin's Career Regular Season Statistics:

Year	GP	GS	Tackle	Sack	TFL	QBP	Int	PD	FF	FR
2012	16	1	40	3.0	5	3	0	0	0	0
2013	13	1	22	1.0	2	2	0	1	0	0
2014	12	3	28	0.0	0	10	0	0	0	0
<b>Totals</b>	<b>41</b>	<b>5</b>	<b>90</b>	<b>4.0</b>	<b>7</b>	<b>15</b>	<b>0</b>	<b>1</b>	<b>0</b>	<b>0</b>





## #92 • DE ROPATI PITOITUA

[CLICK FOR COMPLETE BIO \(PDF\)](#)

Defensive end **Ropati Pitoitua** (pronounced roe-POT-ee pee-TOE-uh-too-ah) completed his fifth NFL season in 2014. He was signed as an unrestricted free agent from the Kansas City Chiefs on March 25, 2013.

Pitoitua's totals in 2014 included 45 tackles, two sacks, five tackles for loss, two quarterback pressures, two passes defended and one fumble recovery in 12 games (11 starts).

In his first season in Tennessee, Pitoitua played in all 16 games for the first time in his career with a career-high 13 starts. He led the team's defensive linemen with 91 tackles and added four sacks, two quarterback pressures, two tackles for loss and four passes defended. His tackle, sack and passes defended numbers were all career highs. He had the most tackles by a Titans defensive end since **Jason Babin** had 93 total stops in 2010.

Pitoitua accumulated 37 games of NFL experience with the Chiefs and New York Jets prior to joining the Titans. In 2012, his only season with Kansas City, he started 10 games (15 games played) and led all Chiefs defensive linemen with 32 tackles. He also added two sacks, five tackles for loss and one forced fumble.

Pitoitua originally joined the Jets as an undrafted free agent in 2008 and was with the club until May 2011. He spent the majority of his rookie season on the practice squad and was on injured reserve for the entire 2010 season due to an Achilles injury. He totaled 22 tackles in 22 total games with the club.

The Samoa native played in 36 games (25 starts) during a four-year career at Washington State. His career totals there included 116 tackles, 19.0 tackles for loss, 8.5 sacks, two forced fumbles, one fumble recovery and two passes defended.

**2014 Highlights:**

- **At Kansas City (9/7)**, totaled three tackles, one tackle for loss and two passes defended.
- **Against Dallas (9/14)**, totaled six tackles, a tackle for loss, a sack and a fumble recovery. He scooped up a fumble by Cowboys running back DeMarco Murray to notch his first career fumble recovery in the first half. Then, on the Cowboys' next drive, he dropped Tony Romo for a five-yard loss to record his eighth career sack.
- **At Cincinnati (9/21)**, totaled five tackles.
- **At Indianapolis (9/28)**, he was inactive due to a knee injury.
- **Against Cleveland (10/5)**, posted five tackles, two tackles for loss and a quarterback pressure.
- **Against Jacksonville (10/12)**, registered three tackles, a tackle for loss and a quarterback pressure.
- **At Washington (10/19)**, he was inactive due to a hand injury.
- **Against Houston (10/26)**, recorded four tackles, including a sack of Ryan Fitzpatrick in the fourth quarter.



- **At Baltimore (11/9)**, registered five tackles.
- **Against Pittsburgh (11/17)**, posted three tackles.
- **At Philadelphia (11/23)**, he was inactive.
- **Against the New York Giants (12/7)**, tallied four tackles and a quarterback pressure.
- **Against the New York Jets (12/14)**, notched four tackles.
- **At Jacksonville (12/18)**, recorded two tackles.

**Pitoitua's Career Regular Season Statistics:**

Year	Team	GP	GS	Tackle	Sack	TFL	QBP	Int	PD	FF	FR
2008	NYJ										
Practice Squad											
2009	NYJ	8	0	3	0.0	0	0	0	0	0	0
2010	NYJ										
Injured Reserve											
2011	NYJ	14	0	19	1.0	3	0	0	0	0	0
2012	KC	15	10	51	2.0	5	4	0	0	1	0
2013	Ten	16	13	91	4.0	2	2	0	4	0	0
2014	Ten	12	11	45	2.0	5	2	0	2	0	1
<b>Totals</b>		<b>65</b>	<b>34</b>	<b>209</b>	<b>9.0</b>	<b>15</b>	<b>8</b>	<b>0</b>	<b>6</b>	<b>1</b>	<b>1</b>

## #96 • DL AL WOODS

[CLICK FOR COMPLETE BIO \(PDF\)](#)

Defensive lineman **Al Woods** completed his fifth NFL season and his first campaign with the Titans in 2014. He was signed as an unrestricted free agent on March 13, 2014.

Woods' 2014 totals included 31 tackles, a sack, two tackles for loss and a quarterback pressure in 16 games (one start).

The veteran lineman arrived in Tennessee after spending two-plus seasons with the Pittsburgh Steelers. His career totals prior to landing in Tennessee included 39 games, two starts at nose tackle and 2.5 career sacks.

In 2013, his final year with the Steelers, Woods saw action in all 16 games for the first time in his career and notched 20 tackles, two sacks and a pass defended.

Woods entered the NFL as a fourth-round selection by the New Orleans Saints in 2010. He played nine games in his rookie campaign with Tampa Bay and two games for Seattle in his second season. He was claimed off waivers by the Steelers in November of 2011.

A native of Jennings, La., Woods played in 41 games in four seasons at Louisiana State University.

**2014 Highlights:**

- **At Kansas City (9/7)**, posted a tackle in his Titans debut.
- **Against Dallas (9/14)**, registered two tackles.
- **At Cincinnati (9/21)**, recorded two tackles.
- **At Indianapolis (9/28)**, posted four tackles.
- **Against Cleveland (10/5)**, posted two tackles, including a tackle for loss.
- **At Washington (10/19)**, recorded two tackles.
- **Against Houston (10/26)**, posted two tackles.
- **At Baltimore (11/9)**, started at nose tackle in place of Sammie Hill and recorded three total tackles.
- **Against Pittsburgh (11/17)**, notched two tackles and a quarterback pressure.
- **At Philadelphia (11/23)**, recorded three tackles.
- **At Houston (11/30)**, registered a pair of tackles.
- **Against the New York Jets (12/14)**, notched a pair of tackles, including a sack. In the fourth quarter, he dropped Geno Smith for a seven-yard loss, registering his first sack as a member of the Titans.
- **At Jacksonville (12/18)**, recorded one tackle.
- **Against Indianapolis (12/28)**, posted a tackle for loss.

**Woods' Career Regular Season Statistics:**

Year	Team	GP	GS	Tackle	Sack	TFL	QBP	Int	PD	FF	FR
2010	TB	9	0	17	0.5	NA	NA	0	0	0	0
2011	Sea/Pit	2	0	2	0.0	NA	NA	0	0	0	0
2012	Pit	12	0	2	0.0	NA	NA	0	0	0	0
2013	Pit	16	2	20	2.0	NA	NA	0	1	0	0
2014	Ten	16	1	31	1.0	2	1	0	0	0	0
<b>Totals</b>		<b>55</b>	<b>3</b>	<b>72</b>	<b>3.5</b>	<b>-</b>	<b>-</b>	<b>0</b>	<b>1</b>	<b>0</b>	<b>0</b>





# TITANS LINEBACKERS

No.	Name	Ht	Wt	Exp	College
55	Brown, Zach (IR)	6-1	248	3	North Carolina
58	Burnett, Kaelin	6-4	240	3	Nevada
50	Gooden, Zaviar	6-1	231	2	Missouri
53	Groves, Quentin	6-3	265	7	Auburn
56	Moch, Dontay	6-2	257	3	Nevada
91	Morgan, Derrick	6-3	261	5	Georgia Tech
57	Staples, Justin	6-4	245	1	Illinois
54	Williamson, Avery	6-1	246	R	Kentucky
95	Wimbley, Kameron	6-4	258	9	Florida State
59	Woodyard, Wesley	6-0	233	7	Kentucky

## #55 • ILB ZACH BROWN

[CLICK FOR COMPLETE BIO \(PDF\)](#)

Linebacker **Zach Brown's** third NFL season was cut short due to a pectoral injury. He was placed on injured reserve on Sept. 16, 2014 after suffering a pectoral injury early in the season opener.

In each of his first two campaigns, Brown played in all 16 games and notched 13 starts. His 210 tackles from 2012 through 2013 were the most on the team.

His 2013 season totals included a career-high 117 tackles, which led the team's linebackers and ranked second overall on the team behind safety **Bernard Pollard**. He added four sacks, four quarterback pressures, four tackles for loss, one interception, five passes defended, one forced fumble and one fumble recovery.

Brown was drafted by the Titans in the second round (52nd overall) of the 2012 NFL Draft.

As a rookie, he tied for third on the squad with 93 tackles, a total that ranked second for a Titans rookie since 1999 (103 by **Alterraun Verner** in 2010). Brown also ranked fourth in sacks (5.5), tied for second in tackles for loss (6), finished third in interceptions (3), tied for fourth in passes defended (6) and led the team in defensive fumble recoveries (2). He scored two touchdowns off interception returns.

Brown was the only NFL rookie in 2012 to finish among the top five rookies in both interceptions (tied for fourth) and sacks (tied for fifth).

In four seasons at North Carolina, Brown started 23 of 47 games, including 11 starts at weakside outside linebacker and 12 starts at the strong-side spot. He recorded 230 tackles, 5.5 sacks, seven interceptions, 19 tackles for loss, six quarterback pressures, three forced fumbles, a fumble recovery and four passes defended.

As a senior, Brown was a Butkus Award semifinalist and earned All-Atlantic Coast Conference first-team honors, as he led the team with a career-high 105 tackles. He also ranked second on the squad with 5.5 sacks and 13.5 stops for loss.

The Columbia, Md., native was considered the fastest linebacker available in the 2012 NFL Draft. He was timed in the 40-yard dash at 4.44 seconds at the NFL Scouting Combine and in 4.37 seconds at his pro day.

### 2014 Highlights:

- **At Kansas City (9/7)**, posted one tackle and one quarterback pressure before leaving early in the first quarter with a pectoral injury.
- **Against Dallas (9/14)**, missed the contest with a pectoral injury.
- Placed on injured reserve on Sept. 16 due to a pectoral injury.

### Brown's Career Regular Season Statistics:

Year	GP	GS	Tackle	Sack	TFL	QB	Int	PD	FF	FR
2012	16	13	93	5.5	6	2	3	6	1	2
2013	16	13	117	4.0	4	4	1	5	1	1
2014	1	1	1	0.0	0	1	0	0	0	0
<b>Totals</b>	<b>33</b>	<b>27</b>	<b>211</b>	<b>9.5</b>	<b>10</b>	<b>7</b>	<b>4</b>	<b>11</b>	<b>2</b>	<b>3</b>

## ROOKIE SACK AND INTERCEPTION LEADERS

Titans linebacker **Zach Brown** was the only NFL rookie in 2012 to finish among the top five rookies in both interceptions (his three interceptions tied for fourth) and sacks (his 5.5 sacks tied for fifth).

### NFL rookie sack leaders in 2012:

Rookie (Position)	Team	Sacks	Yds
1. Bruce Irvin (DE)	Sea	8.0	60
2. Chandler Jones (DE)	NE	6.0	33
Whitney Mercilus (LB)	Hou	6.0	17
Derek Wolfe (DE)	Den	6.0	41
5. <b>Zach Brown (LB)</b>	<b>Ten</b>	<b>5.5</b>	<b>28.5</b>
Quinton Coples (DE)	NYJ	5.5	40.5
Fletcher Cox (DT)	Phi	5.5	29.5
Kendall Reyes (DE)	SD	5.5	33.5

### NFL rookie interception leaders in 2012:

Rookie (Position)	Team	Int	Yds	Avg	Long	TD
1. Casey Hayward (CB)	GB	6	81	13.5	24	0
2. Janoris Jenkins (CB)	StL	4	150	37.5	41t	3
Tavon Wilson (S)	NE	4	87	21.8	45	0
4. <b>Zach Brown (LB)</b>	<b>Ten</b>	<b>3</b>	<b>156</b>	<b>52.0</b>	<b>79t</b>	<b>2</b>
Alfonzo Dennard (CB)	NE	3	95	31.7	87t	1
Leonard Johnson (CB)	TB	3	86	28.7	83t	1
Michael Boley (LB)	NYG	3	74	24.7	51	0
Bobby Wagner (LB)	Sea	3	55	18.3	45	0

## #91 • OLB DERRICK MORGAN

[CLICK FOR COMPLETE BIO \(PDF\)](#)

**Derrick Morgan** is a veteran of five NFL seasons.

In 2014, Morgan produced the biggest numbers of his career after switching from a 4-3 defensive end to a 3-4 outside linebacker. He started all 16 games for the second time in his career and led the squad with 6.5 sacks. His 27 quarterback pressures and 13 tackles for loss tied for the team lead and set career highs. Also, his nine passes defended and two forced fumbles set career highs.

In 2013, Morgan played in 15 games with 14 starts and ranked second on the team with six sacks, eight quarterback pressures and three tackles for loss (tied). His totals also included 54 tackles, one pass defended, one forced fumble and one fumble recovery.

In 2012, Morgan started all 16 games for the first time in his career and led the Titans with 6.5 sacks and 19 quarterback pressures. He also set a career high with 68 tackles and added five tackles for loss, five passes defended, a forced fumble and a fumble recovery.

Morgan played in 15 games in 2011 and led the Titans with 20 quarterback pressures. He added 47 tackles, 2.5 sacks, three tackles for loss and two passes defended.

The promising defensive end was selected by the Titans with the 16th overall draft choice in 2010. As a rookie, an ACL tear ended his rookie campaign after only four games.

In three seasons at Georgia Tech, the Coatesville, Pa., native totaled 115 tackles, 19.5 sacks, 29.5 tackles for loss, five passes defended, six fumble recoveries and two forced fumbles in 39 games. He started the final 27 consecutive games of his college career at left defensive end. Prior to entering the NFL after his junior season, he was named the ACC Defensive Player of the Year with an ACC-high 12.5 sacks.

### 2014 Highlights:

- **At Kansas City (9/7)**, totaled four tackles, set a career high with two passes defended and matched a career high with four quarterback pressures.
- **Against Dallas (9/14)**, registered five tackles and a team-high two quarterback pressures.
- **At Indianapolis (9/28)**, registered a tackle, three quarterback pressures and a pass defended.
- **Against Cleveland (10/5)**, posted five tackles, two quarterback pressures and a pass defended.





- **Against Jacksonville (10/12)**, led the team with four quarterback pressures to tie his career high. He added two tackles and a pass defended.
- **At Washington (10/19)**, notched seven tackles, a sack, two tackles for loss, two quarterback pressures and a forced fumble. In the first quarter, he registered his first sack of the season (17.5 career) when he stripped the ball away from Redskins quarterback Kirk Cousins (recovered by linebacker Avery Williamson), leading to a game-tying field goal. It was Morgan's third career forced fumble.
- **Against Houston (10/26)**, totaled four tackles and one pass defended.
- **At Baltimore (11/9)**, registered five tackles, a tackle for loss, a sack, two quarterback pressures and a pass defended. On the final play of the first half, he dropped Joe Flacco for an eight-yard loss to record his second sack of the season.
- **Against Pittsburgh (11/17)**, recorded six tackles, a half sack and a pass defended. In the second quarter, he shared a one-yard sack of Ben Roethlisberger with Avery Williamson.
- **At Philadelphia (11/23)**, led the team and set a new career high with 13 tackles. He also registered a sack, a team-high three tackles for loss and two quarterback pressures. In the fourth quarter, he took down Mark Sanchez for a two-yard loss, giving him 3.5 sacks in 2014 and 20 sacks in his five-year career. It gave him four games with at least a half sack within a five-game stretch.
- **At Houston (11/30)**, tallied six tackles, including two for loss, and a quarterback pressure.
- **Against the New York Giants (12/7)**, notched three tackles and two quarterback pressures.
- **Against the New York Jets (12/14)**, totaled six tackles, a tackle for loss, a sack and a quarterback pressure. In the fourth quarter, he was credited with a nine-yard sack of Geno Smith. It gave him 4.5 sacks in 2014 and 21 sacks in his career.
- **At Jacksonville (12/18)**, tied for the team lead with six tackles and led the squad with a pair of sacks. He added a tackle for loss, a quarterback pressure, a pass defended and a forced fumble. It was the second game of career with two sacks. In the second quarter, he sacked Blake Bortles for a two-yard loss, while at the same time knocking the ball out of the quarterback's hands (recovered by the Jaguars). In the fourth quarter, he dropped Bortles for a six-yard loss on third down.
- **Against Indianapolis (12/28)**, tied his career high with three tackles for loss. His totals included seven total tackles and one quarterback pressure.

#### Morgan's Career Regular Season Statistics:

Year	GP	GS	Tackle	Sack	TFL	QBP	Int	PD	FF	FR
2010	4	0	10	1.5	0	1	0	1	0	0
2011	15	10	47	2.5	3	20	0	2	0	0
2012	16	16	68	6.5	5	19	0	5	1	1
2013	15	14	54	6.0	3	8	0	1	1	1
2014	16	16	82	6.5	13	27	0	9	2	0
<b>Totals</b>	<b>66</b>	<b>56</b>	<b>259</b>	<b>23.0</b>	<b>24</b>	<b>75</b>	<b>0</b>	<b>18</b>	<b>4</b>	<b>2</b>

## SACKS BY TITANS/OILERS LINEBACKERS

Prior to the 2014 season, **Derrick Morgan** switched from a 4-3 defensive end to a 3-4 outside linebacker.


In his first season in his new position, Morgan led the team with 6.5 sacks, becoming the 11th Titans/Oilers linebacker to record five or more sacks from the time individual sacks became an official statistic in 1982 through 2014. Morgan's 6.5 sacks are tied for third among franchise linebackers in that interval.

#### Franchise linebackers with 5.0 sacks in a season since 1982:

Linebacker	Season	Sacks
1. Lamar Lathon	1994	8.5
2. Johnny Meads	1988	8.0
3. <b>Derrick Morgan</b>	<b>2014</b>	<b>6.5</b>
Robert Brazile	1982	6.5
5. Akeem Ayers	2012	6.0
Mike Barrow	1996	6.0
Eddie Robinson	1999	6.0
8. Zach Brown	2012	5.5
Greg Favors	2000	5.5
10. Keith Bulluck	2004	5.0
Keith Bulluck	2005	5.0

## #54 • ILB AVERY WILLIAMSON

[CLICK FOR COMPLETE BIO \(PDF\)](#)



Linebacker **Avery Williamson** was selected by the Titans in the fifth round (151st overall) of the 2014 NFL Draft.

Williamson had one of the most productive seasons of any Titans defensive rookie in recent memory. Even though he did not record his first start until Week 5, he produced 107 tackles to rank third on the team in 2014 and record the highest tackle total by a rookie in the "Titans era" (1999–present). He added three sacks, eight quarterback pressures, eight tackles for loss, four passes defended, two fumble recoveries and seven stops on special teams.

In a four-year career at Kentucky, he played in 49 games with 21 starts. He finished his career with 296 total tackles, including double-digit tackles in 12 career contests. After primarily serving on special teams in his first two years, he went over the 100-tackle mark as a junior and senior.

As a senior in 2013, he was a team captain and led the squad in tackles for the second consecutive season. His 102 tackles tied for fourth place in the SEC, and he was named All-SEC second team by Associated Press.

The Milan, Tenn., native grew up as a Titans fan.

#### 2014 Highlights:

- **At Kansas City (9/7)**, made his NFL debut on special teams.
- **At Cincinnati (9/21)**, saw his first significant action on defense at inside linebacker and posted four tackles, including a tackle for loss.
- **At Indianapolis (9/28)**, ranked second on the defense with nine tackles.
- **Against Cleveland (10/5)**, ranked second on the team with nine tackles and added two passes defended in his first NFL start.
- **Against Jacksonville (10/12)**, registered seven tackles, a tackle for loss and a fumble recovery in his second career start. With less than five minutes on the clock in the fourth quarter, he recovered a fumble by Cecil Shorts III at the Tennessee 10-yard line and raced 41 yards on the return.
- **At Washington (10/19)**, tied for second on the team with nine tackles and recovered a fumble for the second consecutive game. He recovered a Kirk Cousins fumble in Redskins territory, leading to a Titans field goal.
- **Against Houston (10/26)**, led the defense with 11 tackles. His totals also included a sack, two tackles for loss, a quarterback pressure and a pass defended. In the second quarter, he notched the first sack of his career by taking down Ryan Fitzpatrick for a seven-yard loss.
- **At Baltimore (11/9)**, led the team and set a season high with 12 tackles. He was also credited with two tackles for loss and two quarterback pressures.
- **Against Pittsburgh (11/17)**, tied for the team lead with nine tackles and also registered two sacks, a tackle for loss and a team-high three quarterback pressures. He split a sack with Derrick Morgan in the second quarter. In the third quarter, he shared a sack with Wesley Woodyard, and on the following play, he took Ben Roethlisberger down for an eight-yard



loss. Williamson became the seventh different rookie in the "Titans era" (1999-present) to record two or more sacks in a game, joining Jevon Kearse (three times in 1999), Carlos Hall (2002), Travis LaBoy (2004), Randy Starks (2004), Jason Jones (2008) and Karl Klug (2011).

- **At Philadelphia (11/23)**, registered six tackles.
- **At Houston (11/30)**, posted six tackles, two quarterback pressures and a pass defended.
- **Against the New York Giants (12/7)**, tallied eight tackles, including a tackle for loss.
- **Against the New York Jets (12/14)**, totaled six tackles.
- **At Jacksonville (12/18)**, posted five tackles.
- **Against Indianapolis (12/28)**, totaled six tackles.

#### Williamson's Career Regular Season Statistics:

Year	Team	GP	GS	Tackle	Sack	TFL	QBP	Int	PD	FF	FR
2014	Ten	16	12	107	3.0	8	8	0	4	0	2
<b>Totals</b>		16	12	107	3.0	8	8	0	4	0	2

#### Williamson's College Statistics:

Year	Team	GP	GS	Tackle	Sack	TFL	Int	PD	FF	FR
2010	Kentucky	13	0	10	0.0	0.0	0	1	0	0
2011	Kentucky	12	0	49	0.0	1.5	1	1	1	0
2012	Kentucky	12	10	135	3.0	4.5	1	4	2	1
2013	Kentucky	12	11	102	1.0	4.0	0	0	0	2
<b>Totals</b>		49	21	296	4.0	10.0	2	6	3	3

### TACKLES BY TITANS ROOKIES SINCE 1999

Titans rookie inside linebacker **Avery Williamson** began the 2014 season as a reserve. In Week 5 against Cleveland, he recorded his first career start and started every contest for the rest of the year.

Williamson finished the 2014 campaign with 107 tackles—more than any other rookie for the team since 1999. In the franchise's 16 years as the Titans, the previous defensive rookie with the most tackles was cornerback **Alterraun Verner** with 103 stops in 2010.

#### Most tackles by a Titans rookie, 1999–2014:

Player	Position	Season	Total	Solo	Assist
1. <b>Avery Williamson</b>	LB	2014	107	55	52
2. Alterraun Verner	CB	2010	103	76	27
3. Zach Brown	LB	2012	93	70	23
4. Akeem Ayers	LB	2011	88	66	22
5. Jevon Kearse	DE	1999	85	59	26
6. Colin McCarthy	LB	2011	76	61	15
7. Jurrell Casey	DT	2011	74	41	33
8. Carlos Hall	DE	2002	70	43	27
9. Tank Williams	S	2002	69	55	14
10. Andre Dyson	CB	2001	58	52	6

*Note: Tackle statistics for the Titans are compiled from coaches' film study after each game. They sometimes differ from the "press box statistics" tallied at each game.*



### WILLIAMSON AND THE 2015 ROOKIE CLASS

**Avery Williamson** played in all 16 games as a rookie, including starts in each of the final 12 games of the season. His statistics included 107 tackles, three sacks and two fumble recoveries.

Among rookies, Williamson's tackle tally ranked fourth in the NFL, according to tackle statistics published by NFL teams, which sometimes differ from "press box statistics." Williamson ranked behind only Baltimore's **C.J. Mosley** (129 tackles), San Francisco's **Chris Borland** (128) and Buffalo's **Preston Brown** (108).

Among rookie inside linebackers, Williamson and Mosley tied for the sack lead, and Williamson led the group in defensive fumble recoveries.

#### Most tackles among ALL ROOKIES in 2014 (using team-published tackle statistics):

Player	Team	Position	Total Tackles
1. C.J. Mosley	Baltimore	ILB	129
2. Chris Borland	San Francisco	ILB	128
3. Preston Brown	Buffalo	OLB	108
4. <b>Avery Williamson</b>	<b>Tennessee</b>	<b>ILB</b>	<b>107</b>
5. E.J. Gaines	St. Louis	CB	105
6. Anthony Hitchens	Dallas	OLB	100
7. Telvin Smith	Jacksonville	OLB	99
8. Christian Jones	Chicago	ILB	98
9. Ha Ha Clinton-Dix	Green Bay	FS	95
10. Khalil Mack	Oakland	OLB	84

#### Most sacks by rookie INSIDE LINEBACKERS in 2014:

Player	Team	Sacks
1. C.J. Mosley	Baltimore	3
2. <b>Avery Williamson</b>	<b>Tennessee</b>	<b>3</b>
3. Christian Jones	Chicago	2
4. Chris Kirksey	Cleveland	2

#### Most defensive fumble recoveries by rookie INSIDE LINEBACKERS in 2014:

Player	Team	Fumble Recoveries
1. <b>Avery Williamson</b>	<b>Tennessee</b>	<b>2</b>
2. Chris Borland	San Francisco	1
Christian Jones	Chicago	1
C.J. Mosley	Baltimore	1

### #95 • OLB KAMERION WIMBLEY

#### CLICK FOR COMPLETE BIO (PDF)

Defensive end **Kameron Wimbley** completed his ninth NFL season and his third with the Titans in 2014. He joined the team as a free agent in March 2012.

Wimbley's 2014 totals included 13 games, 12 starts, 41 tackles, two sacks, six quarterback pressures, four tackles for loss and three passes defended.

In 2013, Wimbley registered 24 tackles, three sacks, three quarterback pressures, one tackle for loss and two passes defended in 16 games (one start).

The 2013 campaign was the fourth consecutive season in which Wimbley played in every game. The durable defender missed only one game from his rookie season in 2006 through 2013.

During his first campaign in Tennessee, he started all 16 games at defensive end and tied for second on the team with six sacks. He also finished second on the defense with nine quarterback pressures and added 38 tackles, two tackles for loss and a forced fumble.

A veteran of six previous seasons, Wimbley totaled 42.5 sacks in 95 games prior to his arrival in Tennessee. He spent the 2010 and 2011 seasons with the Oakland Raiders after starting his career with the Cleveland Browns (2006-09). In his two seasons with the Raiders, he registered 32 starts and 16 sacks, including seven last year with one interception.

Originally a first-round pick (13th overall) by the Browns out of Florida State, Wimbley set the club's rookie record with 11 sacks in 2006, which also was the second highest total that season by an NFL rookie. He racked





up 26.5 total sacks in his four seasons in Cleveland.  
Wimbley is a native of Wichita, Kan.

#### 2014 Highlights:

- **Against Dallas (9/14)**, tallied eight tackles, his highest total since joining the Titans in 2012. He also posted a quarterback pressure and a pass defended.
- **At Cincinnati (9/21)**, posted four tackles.
- **At Indianapolis (9/28)**, tallied five tackles, including a tackle for loss.
- **Against Cleveland (10/5)**, totaled two tackles, a tackle for loss and a quarterback pressure.
- **Against Jacksonville (10/12)**, registered two tackles, a sack, a tackle for loss, a quarterback pressure and a pass defended. In the fourth quarter, he sacked Blake Bortles for a five-yard loss to give him 52.5 career sacks.
- **Against Houston (10/26)**, helped limit the Texans to a field goal late in the first half by registering a nine-yard sack on a play that began at the two-yard line. The sack was his second of the season. His totals also included two tackles, one tackle for loss and one pass defended.
- **At Baltimore (11/9)**, totaled three tackles.
- **Against Pittsburgh (11/17)**, totaled six tackles and two quarterback pressures.
- **At Philadelphia (11/23)**, led the team with three special teams tackles.
- **At Houston (11/30)**, against the New York Giants (12/7) and against the New York Jets (12/14), he was inactive with a hamstring injury.
- **At Jacksonville (12/18)**, recorded five tackles.
- **Against Indianapolis (12/28)**, registered a pair of tackles.

#### Wimbley's Career Regular Season Statistics:

Year	Team	GP	GS	Tackle	Sack	TFL	QBP	Int	PD	FF	FR
2006	Cle	16	15	79	11.0	8	NA	0	0	1	3
2007	Cle	16	16	70	5.0	2	NA	0	1	4	0
2008	Cle	16	16	86	4.0	2	NA	1	2	1	0
2009	Cle	15	15	74	6.5	2	NA	0	1	1	0
2010	Oak	16	16	58	9.0	3	NA	0	1	1	0
2011	Oak	16	16	63	7.0	8	NA	1	3	0	0
2012	Ten	16	16	38	6.0	2	9	0	0	1	0
2013	Ten	16	1	24	3.0	1	3	0	2	0	0
2014	Ten	13	12	41	2.0	4	6	0	3	0	0
<b>Totals</b>		<b>140</b>	<b>123</b>	<b>533</b>	<b>53.5</b>	<b>32</b>	<b>-</b>	<b>2</b>	<b>13</b>	<b>9</b>	<b>3</b>

## #59 • ILB WESLEY WOODYARD

[CLICK FOR COMPLETE BIO \(PDF\)](#)

Linebacker **Wesley Woodyard** completed his seventh NFL season and his first campaign with the Titans in 2014. He was signed as an unrestricted free agent on March 14, 2014.

Woodyard was named one of five permanent team captains by his teammates in 2014 for the first time as a member of the Titans and for the seventh time in his career.

His season totals in his first season with the Titans included 16 starts and a career-high 134 tackles, which led the team. He added 2.5 sacks, nine quarterback pressures, eight tackles for loss, two interceptions and four passes defended.

Woodyard joined the Titans after spending the first six years of his career with the Denver Broncos. He appeared in 87 regular-season games with 40 starts. For his Broncos career, he totaled 396 tackles, eight sacks, five interceptions, six forced fumbles and one fumble recovery.

As the middle linebacker from 2012-13, Woodyard started 24 total games and registered 197 tackles, seven sacks, four interceptions and three forced fumbles.

In 2012, Woodyard led the Broncos with a career-high 114 tackles. He ranked second on the squad in both 2013 (83) and 2011 (87).

Also in 2012, he was the only NFL player to record at least 100 tackles, five sacks and three interceptions. He was only the 12th NFL player to accomplish the feat over a 30-year span.

The LaGrange, Ga., native entered the NFL as an undrafted free agent out of the University of Kentucky. He earned first-team All-SEC honors during each of his final two seasons with the Wildcats.



#### 2014 Highlights:

- **At Kansas City (9/7)**, led the team with seven tackles in his first game with the Titans and also posted a sack and a tackle for loss. In the first quarter, he notched a three-yard sack of Alex Smith to give him nine career sacks.
- **Against Dallas (9/14)**, finished second on the defense with 10 tackles.
- **At Cincinnati (9/21)**, led the team with 11 tackles, including a tackle for loss.
- **At Indianapolis (9/28)**, led the team with a dozen tackles and added an interception, two quarterback pressures and two passes defended. In the second quarter, he recorded his sixth career interception and his first as a member of the Titans, picking off an Andrew Luck pass.
- **Against Cleveland (10/5)**, posted four tackles.
- **Against Jacksonville (10/12)**, registered nine tackles, a tackle for loss and a quarterback pressure.
- **At Washington (10/19)**, recorded his second interception of the season, snaring a Kirk Cousins pass in the second quarter. The takeaway led to a Titans touchdown on the ensuing possession. It gave Woodyard seven interceptions in his seven-year career. He also led the team with 11 tackles and added a quarterback pressure against the Redskins.
- **Against Houston (10/26)**, totaled eight tackles, two tackles for loss and a quarterback pressure.
- **At Baltimore (11/9)**, ranked second on the defense with 11 tackles and added a quarterback pressure.
- **Against Pittsburgh (11/17)**, recorded three tackles, a half sack and a quarterback pressure. In the third quarter, he shared an eight-yard sack of Ben Roethlisberger with Avery Williamson.
- **At Philadelphia (11/23)**, finished second on the squad with 12 tackles and added a pass defended.
- **At Houston (11/30)**, posted six tackles, including a tackle for loss. He passed the 500-tackle mark for his career during the game and also reached 100 tackles in a season for the second time in his career (2012).
- **Against the New York Giants (12/7)**, played in his 100th career regular-season game. He tied for the team lead with 10 tackles, which included a tackle for loss, and added a quarterback pressure.
- **Against the New York Jets (12/14)**, registered six tackles and set a new career high for tackles in a season, eclipsing his previous high of 114 tackles in 2012.
- **At Jacksonville (12/18)**, recorded five tackles, a sack, a tackle for loss and quarterback pressure. Dropped Blake Bortles for a five-yard loss in the third quarter.
- **Against Indianapolis (12/28)**, led the team with nine tackles.

#### Woodyard's Career Regular Season Statistics:

Year	Team	GP	GS	Tackle	Sack	TFL	QBP	Int	PD	FF	FR
2008	Den	16	6	54	0.0	NA	NA	0	1	1	0
2009	Den	16	0	35	0.0	NA	NA	1	2	1	0
2010	Den	11	3	23	1.0	NA	NA	0	0	0	0
2011	Den	15	7	87	0.0	NA	NA	0	2	2	0
2012	Den	15	14	114	5.5	NA	NA	3	6	1	1
2013	Den	14	10	83	1.5	NA	NA	1	4	1	0
2014	Ten	16	16	134	2.5	8	9	2	4	0	0
<b>Totals</b>		<b>103</b>	<b>56</b>	<b>530</b>	<b>10.5</b>	<b>NA</b>	<b>NA</b>	<b>7</b>	<b>19</b>	<b>6</b>	<b>1</b>



## 2014 TITANS TACKLE LEADERS

Linebacker **Wesley Woodyard** finished first among Titans defenders with a career-high 134 tackles in 2014.

**Titans tackle leaders in 2014 (by total tackles):**

Player	Pos	Total	Solo	Assist
1. <b>Wesley Woodyard</b>	ILB	134	66	68
2. Michael Griffin	S	115	83	32
3. Avery Williamson	ILB	107	55	52
4. Jurrell Casey	DT	86	58	28
5. Jason McCourty	CB	85	77	8
6. Derrick Morgan	OLB	82	52	30
7. George Wilson	S	65	49	16
8. Blidi Wreh-Wilson	S	57	47	10
9. Sammie Hill	NT	47	30	17
10. Ropati Pitoitua	DE	45	21	24

## MORE TITANS LINEBACKERS

### **LB Kaelin Burnett**

➤ **Kaelin Burnett** (first name pronounced KAY-linn) was signed by the Titans off the practice squad of the Arizona Cardinals on Nov. 26, 2014.

➤ Burnett entered the NFL as an undrafted free agent with the Oakland Raiders in 2012. From 2012-13, he gained 22 games of experience and totaled 11 special teams with the Raiders.

➤ Burnett spent three seasons at Nevada as an outside linebacker and a defensive end after transferring from Delta State. He played in 38 games, posted 10 sacks and forced three fumbles during his college career.

➤ He is the younger brother of former University of Tennessee and NFL linebacker Kevin Burnett.

#### **2014 Highlights:**

➤ In 2014, he appeared in five games and totaled three special teams tackles.

➤ **At Houston (11/30)**, he made his Titans debut on special teams and in a limited role at linebacker.

### **LB Zaviar Gooden**

➤ **Zaviar Gooden** was selected by the Titans in the third round (97th overall) of the 2013 NFL Draft. He played in 49 games at Missouri, including 36 starts at weakside outside linebacker, and his totals included 256 tackles, four sacks and five interceptions. As a senior, the team captain registered 61 tackles and an interception for a touchdown.

➤ At the 2013 NFL Combine, he recorded a 4.47-second 40-yard dash, the fastest among all linebackers who attended.

➤ During the 2013 regular season, he appeared in nine games with one start. He totaled seven tackles on defense and added seven stops on special teams.

#### **2014 Highlights:**

➤ In 2014, he appeared in 15 games with two starts and totaled 24 tackles, one quarterback pressure, one tackle for loss and seven special teams stops.

➤ **At Kansas City (9/7)**, played the majority of the contest at inside linebacker after Zach Brown was injured in the first quarter. He totaled four tackles.

➤ **Against Dallas (9/14)**, stepped into the starting lineup for Zach Brown and totaled six tackles, including a tackle for loss.

➤ **At Indianapolis (9/28)**, started and notched six tackles.

### **LB Quentin Groves**

➤ **Quentin Groves** was signed by the Titans as a free agent on Sept. 1, 2014.

➤ Prior to his arrival in Tennessee, Groves played six NFL seasons with the Jacksonville Jaguars (2008-09), Oakland Raiders (2010-11), Arizona Cardinals (2012) and Cleveland Browns (2013).

➤ In 84 career games from 2008 through 2013, Groves recorded eight sacks, two interceptions, 18 tackles for loss, five forced fumbles and two fumble recoveries.

➤ The Greenville, Miss., native was a second-round selection by the Jaguars in the 2008 NFL Draft. He was traded to the Oakland Raiders in 2010.

➤ Groves was a four-year letterman at Auburn, where he racked up 26 sacks and eight forced fumbles during his career.

#### **2014 Highlights:**

➤ In 2014, he played in all 16 games with three starts at outside linebacker. His season totals included 19 tackles, one sack, two quarterback pressures, three tackles for loss and seven special teams stops.

➤ **At Kansas City (9/7)**, made two key plays on special teams in his debut with the Titans. He made a solo special teams stop on punt returner Frankie Hammond Jr. in the third quarter, and later in the same quarter he helped stuff running back Cyrus Gray on a fake punt attempt on fourth down.

➤ **At Washington (10/19)**, left the game in the first half with an ankle injury and did not return.

➤ **Against Pittsburgh (11/17)**, posted two tackles, a sack and a tackle for loss. In the second quarter, he recorded his first sack of the season (9.5 career), taking down Ben Roethlisberger for a nine-yard sack.

➤ **At Houston (11/30)**, started at outside linebacker for Kamerion Wimbley (hamstring injury), notching his 30th career start and his first since 2012 as a member of the Arizona Cardinals. He posted one tackle and a quarterback pressure.

➤ **Against the New York Giants (12/7)**, tallied three tackles, including a team-high two tackles for loss.

### **LB Dontay Moch**

➤ **Dontay Moch** (last name pronounced MOKE) was promoted by the Titans from the practice squad to the active roster on Nov. 25, 2014. He first joined the team's practice squad on Sept. 1.

➤ Moch was a third-round pick by the Cincinnati Bengals in the 2011 NFL Draft. He spent his rookie year on Cincinnati's practice squad and then played in one game in 2012 for the Bengals.

➤ In 2013, he played in four games for the Arizona Cardinals after being claimed on waivers from the Bengals. He tallied two tackles and one sack.

➤ During his college career at Nevada, he registered 30 sacks and a conference-record 63 tackles for loss in 53 games. As a junior, he was named WAC Defensive Player of the Year.

#### **2014 Highlights:**

➤ In 2014, he appeared in three games and totaled four tackles, one quarterback pressure and one pass defended.

➤ **At Houston (11/30)**, made his Titans debut and recorded two tackles and a quarterback pressure.

### **LB Justin Staples**

➤ **Justin Staples** spent nine weeks on the practice squad before being promoted to the active roster on Nov. 20, 2014. He began the season on the practice squad in Cleveland.

➤ Originally a rookie free agent with the Browns in 2013, Staples spent a total of five weeks during his rookie campaign on Cleveland's practice squad.

➤ At the University of Illinois, he played in 48 career games at defensive end and recorded 62 tackles, 2.5 sacks and three forced fumbles.

➤ As a senior in 2012, Staples posted 20 tackles, a half sack, 2.5 tackles for loss, a pass defended and a forced fumble in 11 games.

➤ He is a native of Cleveland, Ohio.

#### **2014 Highlights:**

➤ In 2014, he played in six games and totaled four special teams tackles.

➤ **At Philadelphia (11/23)**, he made his NFL debut on special teams and registered a special teams tackle.





## TITANS CORNERBACKS

No.	Name	Ht	Wt	Exp	College
32	Harris, Brandon	5-10	189	4	Miami (Fla.)
28	Huff, Marqueston	5-11	196	R	Wyoming
30	McCourty, Jason	6-0	193	6	Rutgers
24	Sensabaugh, Coty	5-11	187	3	Clemson
35	Thomas, Jemea	5-10	195	R	Georgia Tech
25	Wreh-Wilson, Blidi (IR)	6-1	198	2	Connecticut

### #30 • CB JASON MCCOURTY

[CLICK FOR COMPLETE BIO \(PDF\)](#)

Jason McCourty completed his sixth NFL season in 2014.

For the third consecutive season, McCourty started all 16 games. He led the team with three interceptions and 13 passes defended and added 85 tackles, a tackle for loss, two forced fumbles and a fumble recovery for a touchdown.

From the time he became a full-time starter in 2011 through 2014, McCourty led the Titans in passes defended (59) and tied for first in interceptions (nine).

The two-time defensive captain was rewarded for his play with a multi-year contract extension in 2012 that keeps him under contract through 2017.

In 2013, McCourty started all 16 games for the second consecutive season. He ranked second on the squad with 16 passes defended and added 77 tackles, two tackles for loss, one forced fumble and one fumble recovery for a touchdown.

In 2012, the cornerback was named by his peers as a team captain for the first time. He responded by starting all 16 games for the first time in his career and tying for the team lead with four interceptions. He also led the squad and set a career high with 17 passes defended. His 93 tackles finished tied for third on the defense, and he added four tackles for loss, a forced fumble and a fumble recovery.

In 2011, McCourty recorded 15 starts and a career-high 107 tackles. His tackle total ranked second on the team. He also led the squad with 13 passes defended and tied for the lead with two interceptions. He also recovered a blocked punt for a touchdown.

In 2010, he grabbed a starting spot out of training camp before suffering an injury early in the season and missing four games. McCourty returned to the lineup and started three of the team's final four games and finished his second pro campaign with two interceptions and 13 passes defended.

As a rookie in 2009, McCourty gained three games of starting experience in the first half of the season due to multiple injuries in the secondary. He also finished third on the team with 12 special teams tackles during his rookie campaign.

The Nyack, N.Y., native was selected by the Titans in the sixth round (203rd overall) of the 2009 NFL Draft.

In a four-year career at Rutgers, McCourty totaled 150 tackles, 7.5 tackles for loss, two interceptions, 20 passes defended and two fumble recoveries in 47 games. He also had a 25.8-yard average on 17 kickoff returns.

McCourty has an identical twin brother, Devin, who plays cornerback for the New England Patriots.

#### 2014 Highlights:

➤ **At Kansas City (9/7)**, enjoyed one of the best days of his career, totaling three tackles and two interceptions. He picked off an Alex Smith pass in the final minute of the first half for his ninth career interception and the Titans'



first takeaway of the 2014 season. The interception led to a Titans field goal. In the third quarter, he made a diving grab of another pass by Smith to give him his second career game with two interceptions (Dec. 17, 2012 against N.Y. Jets).

➤ **Against Dallas (9/14)**, posted four tackles before leaving the contest with a groin injury late in the second quarter.

➤ **At Cincinnati (9/21)**, registered four tackles and a pass defended.

➤ **At Indianapolis (9/28)**, recorded five tackles and a pass defended.

➤ **Against Cleveland (10/5)**, posted seven tackles and a pass defended.

➤ **Against Jacksonville (10/12)**, tied for the team lead with 11 tackles and added a pass defended and a forced fumble. In the fourth quarter, he made one of the game's key plays by knocking the ball out of the hands of Cecil Shorts III at the Tennessee 10-yard line, leading to a fumble recovery by Avery Williamson.

➤ **Against Houston (10/26)**, totaled five tackles and two passes defended.

➤ **At Baltimore (11/9)**, credited with six tackles.

➤ **Against Pittsburgh (11/17)**, registered seven tackles and an interception. In the second quarter, he intercepted a Ben Roethlisberger pass in the end zone for his third interception of the season (11th career). The takeaway preceded an 80-yard Titans touchdown pass on the following play. He also hit the 400-tackle career milestone during the game.

➤ **At Philadelphia (11/23)**, posted four tackles and a pass defended.

➤ **At Houston (11/30)**, stripped the ball out of the hands of Texans receiver Andre Johnson in the third quarter, picked it up and raced 62 yards down the sideline for his third career touchdown. It was his second career fumble return for a touchdown and the team's first since his score at Seattle on Oct. 13, 2013. He finished the game with seven tackles.

➤ **Against the New York Giants (12/7)**, tied for the team lead with 10 tackles and added a pass defended.

➤ **Against the New York Jets (12/14)**, posted three tackles.

➤ **At Jacksonville (12/18)**, posted three tackles and a pass defended.

➤ **Against Indianapolis (12/28)**, notched four tackles, including a tackle for loss.

#### McCourty's Career Regular Season Statistics:

Year	GP	GS	Tackle	Sack	TFL	QBP	Int	PD	FF	FR
2009	15	3	30	0.0	1	0	0	0	1	0
2010	12	6	45	0.0	1	0	2	13	0	0
2011	15	15	107	1.0	0	0	2	13	1	1
2012	16	16	93	0.0	4	0	4	17	1	1
2013	16	16	77	0.0	2	0	0	16	1	1
2014	16	16	85	0.0	1	0	3	13	2	1
<b>Totals</b>	<b>90</b>	<b>72</b>	<b>437</b>	<b>1.0</b>	<b>9</b>	<b>0</b>	<b>11</b>	<b>72</b>	<b>6</b>	<b>4</b>

## #24 • CB COTY SENSABAUGH

[CLICK FOR COMPLETE BIO \(PDF\)](#)

Cornerback **Coty Sensabaugh** completed his third NFL season in 2014.

Sensabaugh began the 2014 campaign as the team's nickel defensive back, but after an injury to Blidi Wreh-Wilson, he finished the year as a starting cornerback. His season totals included career highs in starts (six), tackles (44), sacks (one), and passes defended (seven).

As the team's nickel defensive back in 2013, Sensabaugh played in the first 14 games of the season and earned three starts before landing on injured reserve with a foot injury. He totaled 37 tackles, one tackle for loss, six passes defended, two fumble recoveries and six stops on special teams.

The Titans selected Sensabaugh with a fourth-round pick in the 2012 NFL Draft, and as a rookie, he played in all 16 games with three starts. He began the season playing primarily on special teams but became the club's nickel cornerback at midseason. His statistical totals included 27 tackles, three passes defended and four special teams stops.

At Clemson University, he played in 52 college games, and as a senior, the team's co-captain led the Tigers with 13 passes defended.

Sensabaugh is a native of Kingsport, Tenn.

**2014 Highlights:**

- **At Kansas City (9/7)**, credited with a tackle, a sack and a quarterback pressure. In the final two minutes of the first half, he recorded the first sack of his career, taking down Alex Smith (six-yard loss) on third down to end a Kansas City drive.
- **Against Dallas (9/14)**, posted four tackles.
- **At Indianapolis (9/28)**, registered five tackles and a pass defended.
- **Against Cleveland (10/5)**, started at cornerback and posted five tackles and a pass defended.
- **Against Jacksonville (10/12)**, at **Washington (10/19)** and **against Houston (10/26)**, he was inactive with a knee injury.
- **At Baltimore (11/9)**, returned from a knee injury and posted one tackle.
- **Against Pittsburgh (11/17)**, registered three tackles.
- **At Philadelphia (11/23)**, started and posted five tackles.
- **Against the New York Jets (12/14)**, posted five tackles and a pass defended.
- **At Jacksonville (12/18)**, started and recorded five tackles and a pass defended.
- **Against Indianapolis (12/28)**, started and led the team with a career-high three passes defended. He added four tackles and one stop on special teams.

**Sensabaugh's Career Regular Season Statistics:**

Year	GP	GS	Tackle	Sack	TFL	QBP	Int	PD	FF	FR
2012	16	3	27	0.0	0	0	0	3	0	0
2013	14	3	37	0.0	1	0	0	6	0	2
2014	13	6	44	1.0	0	1	0	7	0	0
<b>Totals</b>	<b>43</b>	<b>12</b>	<b>108</b>	<b>1.0</b>	<b>1</b>	<b>1</b>	<b>0</b>	<b>16</b>	<b>0</b>	<b>2</b>



## #25 • CB BLIDI WREH-WILSON

[CLICK FOR COMPLETE BIO \(PDF\)](#)

Cornerback **Blidi Wreh-Wilson** (pronounced blee-dee ray WILL-son) was selected by the Titans from the University of Connecticut in the third round (70th overall) of the 2013 NFL Draft.

Wreh-Wilson's second NFL season was cut short due to injury. He played and started in a total of 11 games in 2014 and registered 57 tackles, an interception and 10 passes defended. However, on Dec. 7 against the New York Giants, he suffered a shoulder injury and was subsequently placed on injured reserve on Dec. 9.

As a rookie in 2013, he played in 13 games in a reserve role and contributed nine tackles, one tackle for loss, one pass defended and one forced fumble. On special teams, he added five tackles and one forced fumble.

In four seasons at the University of Connecticut, Wreh-Wilson played in 46 games with 39 starts. He posted 181 total tackles, a half sack, three tackles for loss, eight interceptions, 27 passes defended and a fumble recovery. Two of his interceptions were returned for touchdowns.

As a senior in 2012, the Edinboro, Pa., native started 11 games and was named the team's Most Valuable Player after contributing 47 tackles and an interception.

**2014 Highlights:**

- **At Kansas City (9/7)**, started for the first time in his career and totaled three tackles.
- **Against Dallas (9/14)**, posted a career-best six tackles and a quarterback pressure.
- **At Cincinnati (9/21)**, notched three tackles and a pass defended.
- **At Indianapolis (9/28)**, registered four tackles and a pass defended.
- **Against Cleveland (10/5)**, he was inactive with a concussion.
- **Against Jacksonville (10/12)**, he tied for the team lead with 11 tackles and added two passes defended and an interception. In the third quarter, he notched the first interception of his career, picking off a Blake Bortles pass and returning the ball 34 yards. The play led to a fourth-quarter field goal, which ultimately proved to be the difference in a 16-14 victory.
- **At Washington (10/19)**, totaled seven tackles and a pass defended.
- **Against Houston (10/26)**, totaled seven tackles and two passes defended.
- **At Baltimore (11/9)**, credited with six tackles and a pass defended.
- **Against Pittsburgh (11/17)**, totaled three tackles and two passes defended before leaving with a back injury.
- **At Philadelphia (11/23)**, he was inactive with a back injury.
- **At Houston (11/30)**, recorded six tackles.
- **Against the New York Giants (12/7)**, recorded a tackle before leaving the game early in the first quarter with a shoulder injury.
- Placed on injured reserve (shoulder) on Dec. 9.

**Wreh-Wilson's Career Regular Season Statistics:**

Year	GP	GS	Tackle	Sack	TFL	QBP	Int	PD	FF	FR
2013	13	0	9	0.0	1	0	0	1	1	0
2014	11	11	57	0.0	1	1	1	11	1	0
<b>Totals</b>	<b>26</b>	<b>11</b>	<b>66</b>	<b>0.0</b>	<b>1</b>	<b>1</b>	<b>1</b>	<b>12</b>	<b>1</b>	<b>0</b>





## MORE TITANS CORNERBACKS

### CB BRANDON HARRIS

➤ **Brandon Harris** was claimed off waivers from the Houston Texans on Aug. 31, 2014.

➤ Harris was a second-round pick by the Texans in the 2011 NFL Draft. During his three years with the Texans, he has played in 31 games and tallied 33 tackles as a reserve/nickel corner.

➤ A three-year starter at the University of Miami, he totaled 132 career tackles, four interceptions, 28 passes defended and five forced fumbles for the Hurricanes.

➤ In 2013, he played in all 16 games for the first time in his career and recorded career highs with 20 tackles and four passes defended

#### 2014 Highlights:

➤ In 2014, he played in 11 games and recorded nine tackles, three passes defended and two stops on special teams.

➤ **Against Cleveland (10/5)**, played extensively after Coty Sensabaugh left with an injury and registered three tackles.

➤ **Against the New York Giants (12/7)**, recorded five tackles and a team-high two passes defended.

### DB MARQUESTON HUFF

➤ **Marqueston Huff** was selected by the Titans in the fourth round (122nd overall) of the 2014 NFL Draft.

➤ During his career at Wyoming, Huff played cornerback for his first three seasons before moving to free safety for his senior campaign. He started 35 total games and ended his career with six interceptions, tying him for 11th in school history. His career totals also included 249 total tackles, seven tackles for loss, three forced fumbles, six fumble recoveries and 16 passes defended.

➤ As a senior in 2013, he was named second-team All-Conference after posting two interceptions and leading Mountain West defensive backs with 127 tackles.

➤ At the 2014 NFL Scouting Combine, he ran a 4.49-second 40-yard dash.

#### 2014 Highlights:

➤ In 2014, he played in 14 contests with one start at safety. He ranked second on the team with 11 special teams tackles, and on defense, he added 14 tackles, a sack, two tackles for loss, a quarterback pressure and an interception for a touchdown.

➤ **At Kansas City (9/7)**, made his NFL debut on special teams.

➤ **At Indianapolis (9/28)**, led the team with four special teams tackles.

➤ **Against Jacksonville (10/12)**, he saw extensive action on defense and registered four tackles, a tackle for loss, a sack and a quarterback pressure. He recorded his first career sack, blitzing and taking down Blake Bortles for a 12-yard loss in the fourth quarter.

➤ **Against Houston (10/26)**, registered his first career start and totaled two tackles, a tackle for loss and a pass defended.

➤ **Against the New York Giants (12/7)**, notched two tackles and scored a touchdown on his first career interception in the third quarter. He picked off an Eli Manning pass that was intended for tight end Larry Donnell and returned the ball 23 yards for a touchdown. It was the Titans' first interception return for a touchdown since Alterraun Verner scored at Houston on Sept. 15, 2013.

### DB JEMEA THOMAS

➤ Jemea Thomas was signed by the Titans as a free agent off the practice squad of the St. Louis Rams on Dec. 3, 2014.

➤ Thomas was selected by the New England Patriots in the sixth round of the 2014 NFL Draft. He was waived following training camp and spent time on the Dallas and St. Louis practice squads. He played in one game (at Kansas City) with the Rams.

➤ Thomas played in 54 games at Georgia Tech and logged time at every position in the secondary, while recording 234 tackles and nine interceptions. He started 27 games in his last two seasons for the Yellow Jackets split between corner and safety. As a senior, he totaled 88 tackles, three sacks, two interceptions and two forced fumbles.

#### 2014 Highlights:

➤ In 2014, he appeared in one contest for the Titans (Dec. 14 against the New York Jets) after playing in one contest earlier in the season with St. Louis.



## TITANS SAFETIES

No.	Name	Ht	Wt	Exp	College
33	Griffin, Michael	6-0	215	8	Texas
31	Pollard, Bernard (IR)	6-1	226	9	Purdue
39	Stafford, Daimion	6-1	218	2	Nebraska
21	Wilson, George	6-0	210	9	Arkansas
36	Wooten, Khalid	5-11	212	1	Nevada

### #33 • S MICHAEL GRIFFIN

[CLICK FOR COMPLETE BIO \(PDF\)](#)



Free safety **Michael Griffin** completed his eighth season since being selected by the Titans in the first round of the 2007 NFL Draft.

Griffin ranks in the top 10 in franchise history in a pair of major statistical categories. He is tied for ninth in team annals (fifth among safeties) with 24 career interceptions, and his 811 career tackles rank seventh overall and first among safeties.

In 2014, Griffin reached the 100-tackle mark for the third consecutive season and the fifth time in his career. He ranked second on the squad with 115 tackles to go along with a career-high three sacks, two interceptions, five passes defended, seven tackles for loss and three quarterback pressures.

Griffin has been one of the most durable safeties in the NFL during his career. He never missed a game until the eighth game of his seventh year, a streak of 103 consecutive contests, and his 126 games played from 2007–2014 rank second in the NFL among safeties.

In 2013, he started 14 games and ranked third on the team with 106 tackles. He added an interception, a tackle for loss, five passes defended, two forced fumbles and one fumble recovery.

During the 2012 offseason, Griffin was rewarded with a new multi-year contract. He responded by starting all 16 games and ranking second on the team with 103 tackles. It marked the third time in his career he reached the 100-tackle mark.

By tying **Jason McCourty** for the team lead in 2012 with four interceptions, Griffin recorded his fourth career season to lead the squad or tie for the team lead. He joined **Darryl Lewis** (five times) and **Samari Rolle** (four) as the only players in franchise history to accomplish the feat at least four times. Griffin moved into a tie with **Gregg Bingham** for 13th place in franchise history with 21 career interceptions.

In 2011, he finished third on the team in 2011 with 96 tackles and tied for the team lead with a pair of interceptions.

En route to earning his second career Pro Bowl berth in 2010, Griffin led the team with four interceptions and finished second on the squad with a career-high 153 tackles.

In 2008, he was named to the Pro Bowl after starting all 16 games for the first time. He led the team with seven interceptions, a total that tied for the 11th-best figure in team history and ranked second in the NFL in 2008 behind only Baltimore's **Ed Reed** (nine).

A product of the University of Texas, he was selected with the 19th overall pick in 2007 and stepped into the starting lineup midway through his rookie season.

With the Longhorns, he played in 50 career games and totaled 364 tackles, four sacks and eight interceptions. Griffin also set a Big 12 Conference record and ranked second in NCAA Division I-A history with eight career blocked punts.

#### 2014 Highlights:

➤ **At Kansas City (9/7)**, totaled four tackles and an interception. In the fourth quarter, he helped seal the victory by picking off an Alex Smith pass for his 23rd career interception. The play put him in a three-way tie with Willie Alexander and Samari Rolle for 10th place on the franchise career interceptions list. It gave him sole possession of fifth place for franchise safeties in career interceptions, breaking a tie with Marcus Robertson (22). Griffin also reached 700 career tackles against the Chiefs.

➤ **Against Dallas (9/14)**, recorded his 701st career tackle, breaking a tie

with Marcus Robertson for 10th place on the franchise's all-time tackles list. He finished the contest with eight tackles, including a tackle for loss.

- **At Cincinnati (9/21)**, posted four tackles.
- **At Indianapolis (9/28)**, registered eight tackles.
- **Against Cleveland (10/5)**, enjoyed one of the most productive days of his career, totaling a team-high 15 tackles, an interception, a sack, a tackle for loss and a quarterback pressure. He notched his second interception of the season and the 24th interception of his career, picking off a Brian Hoyer pass in the fourth quarter. With the takeaway, he tied former Oilers cornerback Zeke Moore for ninth place on the franchise's career interceptions list. On a third-down play during Cleveland's first offensive series, he took down Hoyer for a seven-yard loss to record his fourth career sack (first of 2014). His 15 tackles tied for the second-highest total of his career.
- **Against Jacksonville (10/12)**, collected three tackles.
- **At Washington (10/19)**, posted nine tackles, a sack and a tackle for loss. In the fourth quarter, he dropped McCoy for a seven-yard sack, giving him five career sacks and two sacks in a season for the first time in his eight-year career.
- **Against Houston (10/26)**, ranked second on the squad with 10 tackles and also registered a sack, two tackles for loss and two quarterback pressures. In the first quarter, he dropped Texans quarterback Ryan Fitzpatrick for a six-yard loss. The play gave Griffin three sacks in 2014 and six sacks in his eight-year career. Previously, Griffin never had recorded more than one sack in a single season.
- **At Baltimore (11/9)**, registered five tackles.
- **Against Pittsburgh (11/17)**, posted seven tackles, a tackle for loss and two passes defended.
- **At Philadelphia (11/23)**, tied for second on the team with 12 tackles.
- **At Houston (11/30)**, registered four tackles. With his 785th career tackle, he passed former Oilers defensive lineman Ray Childress (784 tackles) for eighth place on the franchise's all-time tackles list.
- **Against the New York Giants (12/7)**, tied for the team lead with 10 tackles. In the process, he passed former Titans/Oilers safety Blaine Bishop (788 career tackles) as the top tackling safety in franchise history. Griffin moved into seventh place in team annals in tackles, trailing only a group of six linebackers (Gregg Bingham, Robert Brazile, Keith Bulluck, Ted Washington, Al Smith and John Grimsley).
- **Against the New York Jets (12/14)**, registered five tackles. He reached 100 tackles for the fifth season in his career and for the third consecutive season. Additionally, he became the seventh player in team history to reach 800 career tackles.
- **At Jacksonville (12/18)**, recorded four tackles.
- **Against Indianapolis (12/28)**, posted seven tackles, a tackle for loss and a pass defended.

#### Griffin's Career Regular Season Statistics:

Year	GP	GS	Tackle	Sack	TFL	QBP	Int	PD	FF	FR
2007	16	10	49	0.0	1	0	3	8	1	0
2008	16	16	81	1.0	2	2	7	12	1	0
2009	16	15	108	1.0	2	1	1	7	2	2
2010	16	16	153	0.0	1	2	4	14	2	2
2011	16	16	96	0.0	2	1	2	6	1	0
2012	16	16	103	1.0	2	0	4	5	2	0
2013	14	14	106	0.0	1	0	1	5	2	1
2014	16	16	115	3.0	7	3	2	5	0	0
<b>Totals</b>	<b>126</b>	<b>119</b>	<b>811</b>	<b>6.0</b>	<b>18</b>	<b>9</b>	<b>24</b>	<b>62</b>	<b>11</b>	<b>5</b>

## GAMES PLAYED BY SAFETIES, 2007–2014

Since entering the NFL in 2007, **Michael Griffin** has played in 126 games. Among all NFL safeties in that time period, only **Antrel Rolle** (127) has appeared in more contests than Griffin.

#### Most games played by NFL safeties from 2007–2014:

Player	Games
1. Antrel Rolle	127
2. <b>Michael Griffin</b>	<b>126</b>
3. Antoine Bethea	125
4. Mike Adams	124
Eric Weddle	124
6. Reggie Nelson	122
7. George Wilson	121
8. Roman Harper	119
9. Will Allen	118
10. Jim Leonhard	117

## INTERCEPTIONS BY SAFETIES, TEAM HISTORY

Safety **Michael Griffin** is tied for ninth place in franchise history with 24 career interceptions.

Griffin's interception total also ranks fifth in franchise history among all safeties. He has the most interceptions by a Titans safety since **Mike Reinfeldt**, whose final year with the club was 1983.

#### Most career interceptions by Titans/Oilers safeties:

Player	Years	No	Yds	Avg	Lg	TD
1. Jim Norton	1960-68	45	592	13.2	56	1
2. Fred Glick	1961-66	30	390	13.0	45	1
3. Mike Reinfeldt	1976-83	26	375	14.4	39	0
4. Ken Houston	1967-72	25	650	26.0	78	9
5. <b>Michael Griffin</b>	<b>2007-14</b>	<b>24</b>	<b>299</b>	<b>12.5</b>	<b>83t</b>	<b>1</b>
6. Marcus Robertson	1991-00	22	428	19.5	69	0
7. Bubba McDowell	1989-94	16	190	11.9	26t	1
Chris Hope	2006-11	16	266	16.6	61t	1

## FRANCHISE TACKLE LEADERS

In 2014, **Michael Griffin** moved from 12th place on the franchise's all-time tackles list to seventh place. Along the way, he passed former safety **Marcus Robertson** (700 career tackles), linebacker **Steve Kiner** (738), defensive lineman **Ray Childress** (785) and safety **Blaine Bishop** (788).

Griffin is now the top-tackling safety in franchise history and also the leader among all non-linebackers.

#### Most career tackles, franchise history (tracked since 1974):

Player (Position)	Seasons	Career Tackles
1. Gregg Bingham (LB)	1973–1984	1,970
2. Robert Brazile (LB)	1975–1984	1,281
3. Keith Bulluck (LB)	2000–2009	1,265
4. Ted Washington (LB)	1973–1982	907
5. Al Smith (LB)	1987–1996	877
6. John Grimsley (LB)	1984–1990	836
7. <b>Michael Griffin (S)</b>	<b>2007–2014</b>	<b>811</b>
8. Blaine Bishop (S)	1993–2001	788
9. Ray Childress (DL)	1985–1995	784
10. Steve Kiner (LB)	1974–1978	738
11. Marcus Robertson (S)	1991–2000	700





## #31 • S BERNARD POLLARD

[CLICK FOR COMPLETE BIO \(PDF\)](#)

Safety **Bernard Pollard** completed his ninth NFL season and his second campaign with the Titans in 2014.

Pollard's season came to a premature end after only five games, however. On Oct. 5 against Cleveland, he suffered an Achilles injury, which forced him to injured reserve. Prior to that point, he produced 26 tackles and a sack.

In 2013, Pollard had an immediate effect on the defense upon his arrival. Prior to the season, his teammates elected him as a defensive captain, and he responded by starting all 16 games and leading the team with a career-high 142 tackles. Since the 1990 campaign, the only Titans or Oilers safety with more tackles in a season than Pollard's 142 was **Michael Griffin**, who posted 153 stops in 2010.

Pollard also ranked second on the Titans in 2013 with three interceptions and also totaled two quarterback pressures, three tackles for loss, 12 passes defended, a blocked field goal and a blocked extra point.

Before arriving in Tennessee, Pollard spent two years with the Baltimore Ravens following stints with the Kansas City Chiefs (2006-08) and Houston Texans (2009-10). He has started 85 of his 105 career regular-season games and accumulated 576 tackles, nine sacks, nine interceptions, 10 forced fumbles and seven fumble recoveries.

In 2012, Pollard was an important cog in Baltimore's run to a Super Bowl XLVII title. He started the first 13 games of the season at strong safety before missing the final three weeks with a chest injury. Even with the missed time, he led the Ravens with 98 total tackles and added a pair of sacks, an interception and six passes defended. He returned to the starting lineup for each of the team's four postseason contests, totaling 17 tackles, four passes defended and a forced fumble.

Pollard originally entered the NFL with Kansas City in 2006 as a second-round draft pick (54th overall). In three seasons there, he appeared in every game, including 31 starts.

Signing with Houston in 2009, he played and started in 28 contests over two seasons, and in his first season with the Texans, he recorded a career-high four interceptions. In 2010, he led the defense and set a career high with 112 tackles.

He then joined the Ravens and made an immediate impact, starting 13 games in 2011 en route to setting a career high with 13 passes defended. The Ravens ranked second against the run and led the NFL in red-zone defense.

A native of Ft. Wayne, Ind., Pollard spent three seasons at Purdue University, where he played in 36 games (35 starts). He earned second-team All-Big Ten honors at the conclusion of his sophomore campaign.

**2014 Highlights:**

- **At Kansas City (9/7)**, ranked second on the defense with five tackles and added a quarterback pressure.
- **Against Dallas (9/14)**, recorded a team-high 11 tackles, a tackle for loss, a sack and a quarterback pressure. He picked up a sack of Tony Romo to end the Cowboys' first drive of the third quarter.
- **At Cincinnati (9/21)**, posted four tackles, including a tackle for loss.
- **At Indianapolis (9/28)**, registered a pair of tackles.
- **Against Cleveland (10/5)**, posted four tackles, a quarterback pressure and a pass defended before suffering a season-ending Achilles injury in the fourth quarter.
- Pollard was placed on injured reserve on Oct. 8 with an Achilles injury.

**Pollard's Career Regular Season Statistics:**

Year	Team	GP	GS	Tackle	Sack	TFL	QBP	Int	PD	FF	FR
2006	KC	16	0	0	0.0	NA	NA	0	2	0	0
2007	KC	16	15	91	1.0	NA	NA	2	9	1	0
2008	KC	16	16	98	0.0	NA	NA	1	5	2	3
2009	Hou	13	13	102	1.5	NA	NA	4	7	0	3
2010	Hou	15	15	112	2.5	NA	NA	0	5	4	0
2011	Bal	16	13	75	2.0	NA	NA	1	13	3	1
2012	Bal	13	13	98	2.0	NA	NA	1	6	0	0
2013	Ten	16	16	142	0.5	3	2	3	12	0	0
2014	Ten	5	5	26	1.0	2	3	0	1	0	0
<b>Totals</b>		<b>125</b>	<b>105</b>	<b>739</b>	<b>10.5</b>	-	-	<b>12</b>	<b>60</b>	<b>10</b>	<b>7</b>



## TACKLES BY TITANS SAFETIES, 1990-2014

**Bernard Pollard** led the Titans with 142 total tackles in 2013, according to the statistics compiled by the defensive coaching staff upon film review each week.

His 142 tackles put him in elite company among Titans safeties in the last two-and-a-half decades. Since the start of the 1990 campaign, the only Titans/Oilers safety to be credited with more total tackles in a season for the team was **Michael Griffin**, who notched 153 total stops in 2010.

**Most total tackles in a single season by Titans safeties, 1990-2014 (from coaches' statistics):**

Safety	Season	Total	Solo	Assist
1. Michael Griffin	2010	153	99	54
2. <b>Bernard Pollard</b>	<b>2013</b>	<b>142</b>	<b>93</b>	<b>49</b>
3. Chris Hope	2010	133	85	48
4. Chris Hope	2006	128	99	29
5. Jordan Babineaux	2011	117	81	36
6. Blaine Bishop	1998	116	74	42
7. Michael Griffin	2014	115	83	32
8. Blaine Bishop	1999	115	85	30
9. Blaine Bishop	1994	112	75	37
10. Marcus Robertson	1994	111	80	31

## 2013 TITANS TACKLE LEADERS

Safety **Bernard Pollard** finished first among Titans defenders with 142 tackles in 2013. He was followed by linebacker **Zach Brown** (117).

**Titans tackle leaders in 2013 (by total tackles):**

Player	Total	Solo	Assist
1. <b>Bernard Pollard</b>	<b>142</b>	<b>93</b>	<b>49</b>
2. Zach Brown	117	80	37
3. Michael Griffin	106	71	35
4. Moise Fokou	98	67	31
5. Ropati Pitoitua	91	42	49
6. Jurrell Casey	90	49	41
7. Jason McCourty	77	68	9
8. Alterraun Verner	73	61	12
9. Akeem Ayers	56	44	12
10. Derrick Morgan	54	31	23

## #21 • S GEORGE WILSON

[CLICK FOR COMPLETE BIO \(PDF\)](#)

Safety **George Wilson** completed his ninth NFL season and his second campaign with the Titans in 2014. He signed with the team as a free agent on Feb. 11, 2013 after spending most of the previous nine years with the Buffalo Bills.

Wilson was named one of five permanent team captains by his teammates in 2014 for the first time as a member of the Titans and for the sixth time in his career.

He played in 16 games in 2014 with 10 starts at safety, and his statistics included 65 tackles, one sack, four tackles for loss, an interception, four passes defended and four stops on special teams.

In 2013, Wilson appeared in all 16 games with three starts. He led the club with 19 special teams tackles and added 33 stops on defense, two tackles for loss, one interception and five passes defended.

With the Bills in 2012, Wilson started all 16 games for the first time in his career. He ranked second on the squad with 98 tackles and added five passes defended.

In 92 career games with the Bills, he contributed 362 tackles, 12 interceptions, 22 passes defended, three forced fumbles and four fumble recoveries. Additionally, he totaled 57 career tackles on special teams.

Wilson originally entered the NFL with the Detroit Lions in 2004 as an undrafted free agent wide receiver. He was waived by the Lions at the end of his rookie training camp and subsequently spent a month on their prac-



tice squad. After being released by the Lions, the Bills signed him to their practice squad.

After appearing in three contests on special teams in 2005, Wilson spent all but one week of the 2006 campaign on Buffalo's practice squad. He was inactive once as a member of the 53-man roster.

During the 2007 offseason, he transitioned from wide receiver to safety. The move paid dividends, as he went on to play in 12 games with nine starts that season. He intercepted a pair of passes and scored twice—once on an interception and once on a fumble return.

Elected as a team captain for each of his final five seasons in Buffalo, Wilson would go on to start 55 total games at safety while maintaining a leadership role on special teams. Additionally, he was honored with the team's Walter Payton Man of the Year Award in 2009 and 2011.

The 2011 season also saw Wilson record a career-high 104 tackles and tie his career high with four interceptions, a mark he initially reached in 2009.

A native of Paducah, Ky., Wilson was a two-time all-state selection at wide receiver for Paducah Tilghman High School. He then went to the University of Arkansas, where he hauled in 144 passes for 2,151 yards and 16 touchdowns in 44 career games. He led the team in receiving during his junior and senior seasons with the Razorbacks.

#### 2014 Highlights:

- **Against Dallas (9/14)**, started in the dime defense and posted one tackle and one stop on special teams.
- **At Cincinnati (9/21)**, notched three tackles and an interception. Late in the second quarter, he recorded his 14th career interception, picking off an Andy Dalton pass intended for Giovani Bernard.
- **At Indianapolis (9/28)**, registered eight tackles, his highest total since Dec. 16, 2012. He added a tackle for loss and a pass defended.
- **Against Jacksonville (10/12)**, started and notched a pair of tackles.
- **Against Pittsburgh (11/17)**, posted eight tackles, including a tackle for loss.
- **At Philadelphia (11/23)**, tallied three tackles.
- **At Houston (11/30)**, led the team with nine tackles, his highest mark since Dec. 16, 2012 as a member of the Buffalo Bills (vs. Seattle). He also registered a tackle for loss and a pass defended.
- **Against the New York Giants (12/7)**, recorded seven tackles.
- **Against the New York Jets (12/14)**, led the defense with eight tackles. Late in the second quarter, he forced Geno Smith out of bounds to record his first sack of the season (4.5 career).
- **At Jacksonville (12/18)**, tied for the team lead with six tackles.
- **Against Indianapolis (12/28)**, registered three tackles.



#### Wilson's Career Regular Season Statistics:

Year	Team	GP	GS	Tackle	Sack	TFL	QBP	Int	PD	FF	FR
2004	Det/Buf	0	0	Practice Squad							
2005	Buf	3	0	0	0.0	NA	0	0	0	0	0
2006	Buf	0	0	0	0.0	NA	0	0	0	0	0
2007	Buf	12	9	41	0.0	NA	0	2	5	0	1
2008	Buf	16	3	11	1.5	NA	1	0	0	0	2
2009	Buf	16	12	91	2.0	4	2	4	5	1	0
2010	Buf	16	2	17	0.0	0	0	2	3	0	0
2011	Buf	13	13	104	0.0	2	1	4	6	2	1
2012	Buf	16	16	98	0.0	0	0	0	5	0	0
2013	Ten	16	3	33	0.0	2	0	1	5	0	0
2014	Ten	16	10	65	1.0	4	0	1	4	0	0
<b>Totals</b>		<b>124</b>	<b>68</b>	<b>460</b>	<b>4.5</b>	<b>12</b>	<b>4</b>	<b>14</b>	<b>33</b>	<b>3</b>	<b>4</b>

## MORE TITANS SAFETIES

#### S DAIMION STAFFORD

- The Titans selected **Daimion Stafford** in the seventh round (248th overall) of the 2013 NFL Draft.
- Stafford played two seasons at Nebraska (2011-12) after spending a pair of seasons (2009-10) at Chaffey College in Rancho Cucamonga, Calif. At Nebraska, he started 26 of 27 games and totaled 176 tackles, 1.5 sacks, a quarterback pressure, seven tackles for loss, four interceptions, 17 passes defended, three forced fumbles and two fumble recoveries. As a senior, he earned first-team All-Big Ten honors after leading the team with four interceptions and ranking second on the squad with 96 tackles.
- As a rookie in 2013, the Riverside, Calif., native played in all 16 games, primarily in a special teams role. He finished fourth on the team with 12 special teams tackles and added a forced fumble on special teams and a tackle on defense.

#### 2014 Highlights:

- In 2014, he played in 15 games and led the team with 13 special teams tackles. He also tallied 33 tackles, a sack, two quarterback pressures, two tackles for loss, three passes defended and an interception as a reserve on defense.
- **At Kansas City (9/7)**, tied for the team lead with three special teams tackles.
- **Against Jacksonville (10/12)**, recorded three tackles and a special teams stop.
- **Against Houston (10/26)**, recorded a 12-yard sack of Ryan Fitzpatrick on the final play of the first quarter. It was the first sack of his career.
- **Against Pittsburgh (11/17)**, notched five tackles, including a tackle for loss. He added two stops on special teams.
- **At Philadelphia (11/23)**, notched his first career interception in the third quarter, picking off a Mark Sanchez pass and racing 33 yards on the return. His totals also included two tackles and two passes defended.
- **At Houston (11/30)**, recorded a career-high six tackles.
- **Against the New York Giants (12/7)**, left the game in the first quarter with a concussion.
- **At Jacksonville (12/18)**, led the team with two special teams tackles.

#### DB KHALID WOOTEN

- The Titans selected **Khalid Wooten** with a sixth-round pick (202nd overall) in the 2013 NFL Draft.
- He began the 2014 campaign on the practice squad but was signed to the active roster on Dec. 13.
- As a rookie in 2013, Wooten spent most of the season on the practice squad but was elevated from the practice squad to the 53-man roster for the final two games (inactive for both).
- In four seasons at Nevada, he appeared in 51 games with 25 starts and collected 158 tackles, 10 interceptions, 29 passes defended, five forced fumbles, a sack and four tackles for loss.
- As a senior, the Rialto, Calif., native started 12 games and registered 53 tackles, two interceptions, a sack, two tackles for loss, a team-high 15 passes defended and a forced fumble.
- **2014 Highlights:**
- In 2014, he played in three games after spending the first 13 weeks of the season on the practice squad.
- **Against the New York Jets (12/14)**, made his NFL debut on special teams.





# TITANS SPECIALISTS

## KICKERS

No.	Name	Ht	Wt	Exp	College
8	Succop, Ryan	6-2	218	6	South Carolina

## PUNTERS

No.	Name	Ht	Wt	Exp	College
6	Kern, Brett	6-2	214	7	Toledo

## RETURNERS

No.	Name	Ht	Wt	Exp	College
22	McCluster, Dexter (IR)	5-8	170	5	Mississippi
29	Washington, Leon	5-8	192	9	Florida State

## LONG SNAPPERS

No.	Name	Ht	Wt	Exp	College
48	Brinkley, Beau	6-4	248	3	Missouri

## #6 • P BRETT KERN

[CLICK FOR COMPLETE BIO \(PDF\)](#)

Punter **Brett Kern** completed his seventh NFL season and his fifth full campaign with the Titans in 2014.

Kern continued his assault on the team's all-time punting records in 2014. He launched a career-high 88 total punts for a gross average of 46.8 yards and a net average of 40.8 yards, which broke his own single-season team record (40.4-yard net average in 2012). He owns the top four net punting seasons in franchise history and five of the team's top seven net punting seasons.

At the end of the 2014 campaign, Kern ranked as the franchise's all-time career leader in both gross punting average (44.9 yards) and net punting average (40.0).

In 2013, Kern averaged 43.4 yards on 78 punts, and his 39.7-yard net average was the second best of his career and the second best net average in team annals. He placed 41.0 percent of his punts inside the 20 (32 of 78), a rate that ranked third in the NFL.

Kern produced one of the best punting seasons in team history in 2012. He set franchise records with a gross punting average of 47.6 yards and a net punting average of 40.4 yards (he broke the mark in 2014). Thirty of his 81 punts were placed inside the opponent's 20-yard line (37.0 percent).

Kern's 2011 statistics included 86 punts for a gross average of 43.6 yards. His net average of 39.4 yards set a then-career high and then-franchise record, narrowly beating out **Craig Hentrich's** previous franchise record of 39.2 net yards per punt in 1998.

Kern was claimed by the Titans off waivers from the Denver Broncos on Oct. 27, 2009. He spent the entire 2008 season and the first six games of 2009 campaign in Denver, totaling 73 punts and a 46.5-yard average in 22 games with the Broncos.

In 2008, Kern ranked fifth in the league with a 46.7-yard punting average that marked the third-best season total by a Bronco in club history. At the time, his punting average was the best in NFL history by a rookie. He was named to the All-Rookie team by Pro Football Weekly/PFWA and The Sporting News.

The Grand Island, N.Y., native was originally signed by the Broncos as a rookie free agent on April 28, 2008, following four seasons at the University of Toledo.

### 2014 Highlights:

➤ **At Kansas City (9/7)**, recorded a 42.8 net average on six punts with three placed inside the 20. His 50.7 gross average was his highest since Dec. 30, 2012 (51.0 against Jacksonville). A 63-yard punt in the first quarter was his longest since a 63-yarder on Sept. 22, 2013 against the Chargers. In the final minute of the first half, he pinned the Chiefs on the two-yard line

with a 56-yard punt that led to a turnover on the next play.

➤ **Against Dallas (9/14)**, averaged 45.0 yards (38.0 net) on five punts with one touchback and one punt placed inside the 20.

➤ **At Indianapolis (9/28)**, averaged 44.2 yards (41.8 net) on six punts with two placed inside the 20 in his 100th regular season game.

➤ **Against Cleveland (10/5)**, averaged 47.0 yards (34.8 net) on four punts with one punt inside the 20 and one punt blocked.

➤ **Against Jacksonville (10/5)**, punted five times, averaging 49.8 yards per punt (39.8 net average) with three placed inside the opponent's 20-yard line. In the fourth quarter, he flipped field position with a 69-yard punt. It went down as the third-longest punt of his career and his longest since Dec. 2, 2012 against the Houston Texans (70 yards).

➤ **Against Houston (10/26)**, totaled six punts for a 51.7-yard gross average and a 48.7 net average with two punts placed inside the 20. His net average was the third best of his career and the fourth best in team history (minimum four punts). In the third quarter, he booted a punt that went 62 yards and pinned the Texans on their own two-yard line. His six punts gave him 400 total punts in a Titans uniform. He became the fourth player in franchise history to reach 400 punts, joining Craig Hentrich (861), Jim Norton (519) and Cliff Parsley (429).

➤ **At Baltimore (11/9)**, recorded eight punts against the Ravens, his highest total since Sept. 15, 2013 at Houston. He averaged 51.8 gross yards per punt, his best effort since Nov. 11, 2012 (52.0; minimum four punts), and his 48.8-yard net average was the third best of his career and the fourth best in team history (minimum four punts).

➤ **At Philadelphia (11/23)**, averaged 49.0 yards (40.7 net) on six punts with two placed inside the 20.

➤ **At Houston (11/30)**, was credited with a 44-yard punt in the second quarter that pinned the Texans on their one-yard line. He averaged 45.2 yards (41.2 net average) on five attempts with two placed inside the 20.

➤ **Against the New York Giants (12/7)**, averaged 47.3 yards (39.2 net) on six punts with one punt placed inside the 20. He reached 500 career punts during the game.

➤ **Against the New York Jets (12/14)**, marked his 432nd punt as a member of the Titans, moving past Cliff Parsley (431 career punts) for third place on the team's all-time punting list. The only two punters in team history with more punts are Craig Hentrich (861 from 1998–2009) and Jim Norton (522 from 1960–1968). Against the Jets, Kern punted six times for 295 yards, an average of 49.2 yards per punt, with three punts inside the 20. His net average of 45.3 yards was the seventh best in franchise history for a game in which a player recorded at least six punts.

➤ **At Jacksonville (12/18)**, averaged 40.6 yards on five punts (34.4 net) on five punts with one punt inside the 20.

➤ **Against Indianapolis (12/28)**, he booted a punt that went 79 yards, setting a career high (previously 71 yards at Miami on Nov. 11, 2012) and tying the franchise record. The team's previous record for longest punt was set by Jim Norton against Kansas City on Nov. 22, 1964 and never equaled until Kern's attempt. Kern punted seven times against the Colts for a gross average of 54.7 yards per punt, a net average of 46.1 yards per punt and three punts inside the 20. His gross average was the third-highest of his career.



**Kern's Career Regular Season Statistics:**

Year	Team	GP	No	Yds	Avg	Lg	TB	In20	Net
2008	Den	16	46	2,150	46.7	64	4	13	37.8
2009	Den/Ten	16	64	2,910	45.5	67	10	27	38.5
2010	Ten	16	77	3,302	42.9	68	4	24	39.1
2011	Ten	16	86	3,747	43.6	64	7	31	39.4
2012	Ten	16	81	3,855	47.6	71	5	30	40.4
2013	Ten	16	78	3,386	43.4	63	2	32	39.7
2014	Ten	16	88	4,118	46.8	79	7	28	40.8
<b>Totals</b>		<b>112</b>	<b>520</b>	<b>23,468</b>	<b>45.1</b>	<b>79</b>	<b>39</b>	<b>185</b>	<b>39.5</b>

**FRANCHISE CAREER PUNTING LEADERS**

**Brett Kern** is the all-time career leader in Titans/Oilers history in both gross punting average and net punting average. He ranks third in team annals in career punts, behind only **Craig Hentrich** (861) and **Jim Norton** (522).

**Highest career gross punting average, franchise history (minimum 250 punts):**

Player	Years	Gross Avg.
1. <b>Brett Kern</b>	<b>2009-2014</b>	<b>44.9</b>
2. Greg Montgomery	1988-1993	43.6
3. Craig Hentrich	1998-2009	42.9
4. Jim Norton	1960-1968	42.1
5. Cliff Parsley	1977-1982	39.8
6. Dan Pastorini	1971-1979	39.7

**Highest career net punting average, franchise history (since 1976, minimum 250 punts):**

Player	Years	Net Avg.
1. <b>Brett Kern</b>	<b>2009-2014</b>	<b>40.0</b>
2. Craig Hentrich	1998-2009	37.2
3. Greg Montgomery	1988-1993	36.6
4. Cliff Parsley	1977-1982	32.3

**Most career punts, franchise history:**

Player	Years	Punts
1. Craig Hentrich	1998-2009	861
2. Jim Norton	1960-1968	522
3. <b>Brett Kern</b>	<b>2009-2014</b>	<b>447</b>

**SINGLE-SEASON NET AVG., TEAM HISTORY**

Titans punter **Brett Kern** owns the top four net punting seasons in franchise history and five of the team's top seven net punting seasons.

In 2014, he broke the franchise record for net punting average for the third time, posting a mark of 40.76 yards. He originally set the club mark in 2011 with a 39.37-yard net average, eclipsing **Craig Hentrich's** 1998 net average of 39.22 yards. Then, in 2012, he produced a 40.36-yard net average.

**Highest single-season net punting average, franchise history:**

Player	Year	Net Average
1. <b>Brett Kern</b>	<b>2014</b>	<b>40.76</b>
2. <b>Brett Kern</b>	<b>2012</b>	<b>40.36</b>
3. <b>Brett Kern</b>	<b>2013</b>	<b>39.70</b>
4. <b>Brett Kern</b>	<b>2011</b>	<b>39.37</b>
5. Craig Hentrich	1998	39.22
6. Greg Montgomery	1993	39.13
7. <b>Brett Kern</b>	<b>2010</b>	<b>39.06</b>
8. Craig Hentrich	1999	38.10
9. Craig Hentrich	2004	37.99

**SINGLE-GAME NET AVERAGE, TEAM HISTORY**

In only his fifth full season with the team, **Brett Kern** owns 10 of the franchise's top 14 net punting performances (since 1976).

**Highest single-game net punting average, since 1976 (min. 4 punts):**

Player	Date	Opp	Punt	Gross Avg	TB	In20	Net Avg
1. Greg Montgomery	09/19/93	SD	5	57.6	1	0	49.8
2. Greg Montgomery	12/27/92	Buf	5	59.2	1	2	49.4
3. <b>Brett Kern</b>	<b>11/25/12</b>	<b>Jax</b>	<b>4</b>	<b>50.3</b>	<b>0</b>	<b>1</b>	<b>49.0</b>
4. <b>Brett Kern</b>	<b>11/09/14</b>	<b>Bal</b>	<b>8</b>	<b>51.8</b>	<b>0</b>	<b>0</b>	<b>48.8</b>
5. <b>Brett Kern</b>	<b>10/26/14</b>	<b>Hou</b>	<b>6</b>	<b>51.7</b>	<b>0</b>	<b>2</b>	<b>48.7</b>
6. <b>Brett Kern</b>	<b>09/16/12</b>	<b>SD</b>	<b>7</b>	<b>51.6</b>	<b>1</b>	<b>3</b>	<b>48.6</b>
7. Craig Hentrich	11/04/01	Jac	4	57.5	0	2	48.5
8. <b>Brett Kern</b>	<b>11/11/12</b>	<b>Mia</b>	<b>4</b>	<b>52.0</b>	<b>0</b>	<b>3</b>	<b>48.0</b>
9. <b>Brett Kern</b>	<b>09/15/13</b>	<b>Hou</b>	<b>8</b>	<b>47.8</b>	<b>0</b>	<b>1</b>	<b>46.6</b>
10. <b>Brett Kern</b>	<b>01/03/10</b>	<b>Sea</b>	<b>4</b>	<b>53.5</b>	<b>1</b>	<b>1</b>	<b>46.5</b>
11. Craig Hentrich	09/20/09	Hou	4	49.8	0	1	46.3
12. <b>Brett Kern</b>	<b>12/28/14</b>	<b>Ind</b>	<b>7</b>	<b>54.7</b>	<b>1</b>	<b>3</b>	<b>46.1</b>
13. <b>Brett Kern</b>	<b>01/01/12</b>	<b>Hou</b>	<b>6</b>	<b>47.7</b>	<b>0</b>	<b>4</b>	<b>45.8</b>
<b>Brett Kern</b>	<b>12/04/11</b>	<b>Buf</b>	<b>5</b>	<b>47.8</b>	<b>0</b>	<b>4</b>	<b>45.8</b>

**SINGLE-SEASON GROSS AVG., TEAM HISTORY**


In 2012, **Brett Kern** set a new franchise record with a gross punting average of 47.59 yards. He topped **Craig Hentrich's** previous record of 47.22 yards, set in 1998.

**Highest single-season gross punting average, franchise history:**

Player	Year	Net Average
1. <b>Brett Kern</b>	<b>2012</b>	<b>47.59</b>
2. Craig Hentrich	1998	47.22
3. Greg Montgomery	1992	46.92
4. <b>Brett Kern</b>	<b>2014</b>	<b>46.80</b>
5. Greg Montgomery	1993	45.59
6. Reggie Roby	1996	44.37

**#8 • K RYAN SUCCOP**

[CLICK FOR COMPLETE BIO \(PDF\)](#)



Kicker **Ryan Succop** completed his sixth NFL season. He was signed by the Titans as a free agent on Sept. 1, 2014.

In his first season with the Titans, he set a career high by making 86.4 percent of his field goal attempts. He was 19-of-22 and also connected on all 27 of his extra point attempts.

Succop's previous five seasons were spent with the Kansas City Chiefs, who chose him with the last pick of the 2009 NFL Draft (256th overall).

In his career with the Chiefs, he posted four 100-point seasons and made 81.0 percent (119-147) of his field goal attempts. Over his final three years there (2011-13), 52 percent of his kickoffs resulted in touchbacks, a number that ranked 11th in the NFL during that span.

In 2013, he tallied career highs for points (118) and touchbacks (47). He also posted the second-best percentage of his career for field goals made inside of 50 yards, connecting on 87.5 percent (21-24) of those attempts. During his Chiefs career, he produced five game-winning kicks.

A native of Hickory, N.C., Succop played in 50 games for the University of South Carolina Gamecocks, hitting 49 of 69 field goals (71.0%) and converting 104 of 106 PATs. His 251 points made up the second-highest total in school history.

**2014 Highlights:**

➤ **At Kansas City (9/7)**, only eight days after being released by the Chiefs, he returned to Arrowhead Stadium. He made four field goals on four attempts, connecting from 36, 31, 46 and 47 yards. The sixth-year veteran also was perfect on two extra points and had four touchbacks on seven kickoffs.

➤ **Against Dallas (9/14)**, made his only field goal attempt (47 yards) and



## RYAN SUCCOP'S CAREER GAME-WINNING FIELD GOALS

A game-winning field goal is defined as one that was the final score of the game and gave the kicker's team the lead at any time in the fourth quarter or overtime.

Date	Team	Opponent	Distance	Quarter
9/23/12	Kansas City	at New Orleans	31 yards	Overtime
10/31/11	Kansas City	vs. San Diego	30 yards	Overtime
9/19/10	Kansas City	at Cleveland	23 yards	4th Quarter
10/31/10	Kansas City	vs. Buffalo	35 yards	Overtime
11/22/09	Kansas City	vs. Pittsburgh	22 yards	Overtime

his only extra point attempt.

- **At Cincinnati (9/21)**, missed two field goals (40 and 44 yards) and made his only extra point attempt.
- **At Indianapolis (9/28)**, made his only field goal (36 yards) and both of his extra point attempts.
- **Against Cleveland (10/5)**, made all four extra point attempts.
- **Against Jacksonville (10/12)**, for the 18th time in his career, made three or more field goals in a game. He was good on all three of his attempts, hitting from 25, 21 and 42 yards. He also kicked off five times, booting each attempt into the end zone and totaling four touchbacks.
- **At Washington (10/19)**, made his only field goal attempt (36 yards) and both extra point attempts.
- **Against Houston (10/26)**, made his only field goal attempt (35 yards) and his only extra point attempt.
- **Against Pittsburgh (11/17)**, made his only field goal attempt (20 yards) and all three extra point attempts.
- **At Philadelphia (11/23)**, made his only field goal attempt (20 yards) and all three extra point attempts.
- **At Houston (11/30)**, made all three extra point attempts.
- **Against the New York Giants (12/7)**, made an extra point attempt and missed a field goal attempt.
- **Against the New York Jets (12/14)**, made all three of his field goal attempts in the game, connecting 40, 33 and 51 yards. His 51-yarder in the third quarter was his longest in a Titans uniform through 14 games. The game marked the 19th time in his six NFL seasons had had three or more field goals and the third time he did so in 2014.
- **At Jacksonville (12/18)**, made both field goals and his only extra point attempt. In the second quarter, he made a 50-yard field goal, giving him field goals of at least 50 yards in back-to-back weeks for the first time in his career.
- **Against Indianapolis (12/28)**, made his only field goal attempt (31 yards) and his only extra point attempt.

### Succop's Career Regular Season Statistics:

Year	Team	GP	FGM	FGA	Pct	Lg	XPM	XPA	Pts
2009	KC	16	25	29	86.2	53	29	29	104
2010	KC	16	20	26	76.9	53	42	42	102
2011	KC	16	24	30	80.0	54	20	20	92
2012	KC	16	28	34	82.4	52	17	17	101
2013	KC	16	22	28	78.6	51	52	52	118
2014	Ten	16	19	22	86.4	51	27	27	84
<b>Totals</b>		<b>96</b>	<b>138</b>	<b>169</b>	<b>81.7</b>	<b>54</b>	<b>187</b>	<b>187</b>	<b>601</b>

## #29 • RB/KR/PR LEON WASHINGTON

Running back/returner **Leon Washington** completed his ninth NFL season and his first full season with the Titans in 2014. He was signed by the Titans as a free agent on Nov. 26, 2013.

Washington stayed busy during the 2014 campaign, playing an active role in the return game and on offense. He averaged 23.8 yards on 31 kickoff returns and 6.7 yards on seven punt returns. As a running back, he carried the ball 13 times for 57 yards and caught 22 passes for 159 yards.

When he was signed in 2013, the two-time Pro Bowl selection immediately took over the team's full-time return duties. The 5-foot-8 returner averaged 13.0 yards on six punt returns and 30.1 yards on 16 kickoff returns in seven games with the Titans.

From 2006 through 2009, he played for the New York Jets, followed by a three-year stint (2010–12) in Seattle. Early in the 2013 offseason, he signed with the New England Patriots but was released on Nov. 23 after injuries limited him to two games and one kickoff return for 19 yards.

Washington's eight career kickoff return touchdowns are tied with **Josh Cribbs'** total for the most in NFL history. Prior to his arrival in Tennessee, his career totals included 245 kickoff returns for a 25.9-yard average and 168 punt returns for a 9.9-yard average in 105 games. He earned Pro Bowl invites as a returner following the 2008 and 2012 campaigns.

As a running back, Washington gained 2,214 rushing yards (4.7 average), 1,127 receiving yards and scored 18 touchdowns before his time with the Titans.

Washington was drafted by the Jets out of Florida State in the fourth round of the 2006 NFL Draft. In college, the Jacksonville, Fla., native became the 10th-leading rusher in Seminoles history (2,041 yards).

### 2014 Highlights:

- **At Kansas City (9/7)**, recorded two rushing attempts for 23 yards (long of 16), caught two passes for 11 yards and returned one kickoff 22 yards.
- **Against Dallas (9/14)**, returned four kickoffs 47 yards.
- **At Cincinnati (9/21)**, returned two kickoffs 56 yards.
- **Against Cleveland (10/5)**, totaled 31 yards on two kickoff returns and added one reception for seven yards.
- **Against Jacksonville (10/12)**, returned Jacksonville's first kickoff of the game 50 yards. It was Washington's longest return since a 95-yarder at Denver on Dec. 8, 2013. With the return, he became the second active player (Darren Sproles) and the 11th player in NFL history to reach 7,000 career kickoff return yards.
- **At Washington (10/19)**, returned two kickoffs 50 yards. He added one carry for eight yards and two receptions for minus-four yards.
- **Against Houston (10/26)**, returned three kickoffs 77 yards, including a long return of 39 yards. He added three receptions for 44 yards, including a 19-yard catch.
- **At Baltimore (11/9)**, caught two passes for 12 yards, including a touchdown reception on a three-yard shovel pass from Zach Mettenberger. It was his third career touchdown reception and his first since he was a member of the New York Jets at New England on Nov. 13, 2008. He also had one carry for three yards, two punt returns for 10 yards and two kickoff returns for 43 yards.
- **At Philadelphia (11/23)**, averaged 31.3 yards on three kickoff returns. In the first quarter, he returned a kickoff 44 yards, giving him his second-longest return of the season.
- **At Houston (11/30)**, caught one pass for eight yards.
- **Against the New York Giants (12/7)**, rushed twice for nine yards and caught two passes for 10 yards.
- **Against the New York Jets (12/14)**, totaled 116 yards on five kickoff returns (23.2 avg.), including a long return of 46 yards in the third quarter. It was his second-longest return of the season and his longest since a 50-yarder against the Jacksonville Jaguars on Oct. 12.
- **At Jacksonville (12/18)**, tied for the team lead with 73 total yards from scrimmage, rushing four times for 11 yards and recording a team-high seven receptions for 62 yards with a touchdown. His receiving yardage total was the second highest of his career, and his reception total tied for the second highest of his career. In the first quarter, he helped give the Titans a 7-0 lead with an eight-yard touchdown reception on third-and-goal, scoring his fourth career receiving touchdown and his second of 2014. He also returned four punts for 27 yards (long of 10) and returned a kickoff 12 yards.
- **Against Indianapolis (12/28)**, returned five kickoffs for 140 yards and added a 10-yard punt return. In the second quarter, he recorded his longest kickoff return of the season, setting up a touchdown drive with a 52-yard



return. It was his longest kickoff return since a 95-yarder at Denver on Dec. 8, 2013. He also rushed for two yards on two carries.

**Washington's Career Regular Season Rushing/Receiving Statistics (2006-09 with New York Jets, 2010-12 with Seattle, 2013 with New England/Tennessee):**

Year	GP	GS	Att	Yds	Avg	Lg	TD	Rec	Yds	Avg	Lg	TD
2006	16	8	151	650	4.3	23	4	25	270	10.8	64	0
2007	16	4	71	353	5.0	49	3	36	213	5.9	18	0
2008	16	1	76	448	5.9	61t	6	47	355	7.6	40	2
2009	7	0	72	331	4.6	33	0	15	131	8.7	33	0
2010	16	0	27	100	3.7	21	1	9	79	8.8	28	0
2011	16	1	53	248	4.7	48t	1	10	48	4.8	9	0
2012	16	0	23	83	3.6	14	1	4	31	7.8	9	0
2013	7	0	1	1	1.0	1	0	0	0	0	0	0
2014	16	0	13	57	4.4	16	0	22	159	7.2	25	2
<b>Totals</b>	<b>126</b>	<b>14</b>	<b>487</b>	<b>2,271</b>	<b>4.7</b>	<b>61t</b>	<b>16</b>	<b>168</b>	<b>1,286</b>	<b>7.7</b>	<b>64</b>	<b>4</b>

**Washington's Career Regular Season Return Statistics (2006-09 with New York Jets, 2010-12 with Seattle, 2013 with New England/Tennessee):**

Year	PR	FC	Yds	Avg	Lg	TD	KR	Yds	Avg	Lg	TD
2006	13	6	97	7.5	38	0	6	79	13.2	23	0
2007	20	14	183	9.2	33	0	47	1,291	27.5	98t	3
2008	29	9	303	10.4	37	0	48	1,231	25.6	94	1
2009	2	1	16	8.0	12	0	16	385	24.1	43	0
2010	22	8	249	11.3	84	0	57	1,461	25.6	101t	3
2011	41	16	464	11.3	37	0	43	1,084	25.2	54	0
2012	41	17	356	8.7	52	0	27	784	29.0	98t	1
2013	6	9	78	13.0	33	0	17	500	29.4	95	0
2014	7	4	47	6.7	10	0	31	738	23.8	52	0
<b>Totals</b>	<b>181</b>	<b>84</b>	<b>1,793</b>	<b>9.9</b>	<b>84</b>	<b>0</b>	<b>292</b>	<b>7,553</b>	<b>25.9</b>	<b>101t</b>	<b>8</b>

## CAREER KICKOFF RETURN TOUCHDOWNS

Titans returner **Leon Washington** has returned eight career kickoffs for touchdowns. He is tied with **Josh Cribbs** for the most in NFL history.

**Most kickoff return touchdowns in NFL history:**

Player	Kickoff Return Touchdowns
1. <b>Leon Washington</b>	<b>8</b>
Josh Cribbs	8
3. Mel Gray	6
Dante Hall	6
Ollie Matson	6
Gale Sayers	6
Travis Williams	6
8. (several tied)	5



## ACTIVE COMBINED RETURN YARDS

When the Titans signed free agent running back **Leon Washington** on Nov. 26, 2013, they brought one of the NFL's most experienced return men to the team.

Washington, in nine NFL seasons since entering the league as a fourth-round pick of the New York Jets in 2006, has accumulated the fourth-highest combined punt return/kickoff return totals among active players.

**Most combined punt return yards and kickoff return yards among active NFL players:**

Player	Punt Ret Yards	Kickoff Ret Yards	Total
1. Josh Cribbs	2,375	11,113	13,488
2. Darren Sproles	2,112	8,311	10,423
3. Devin Hester	3,481	6,632	10,113
4. <b>Leon Washington</b>	<b>1,793</b>	<b>7,553</b>	<b>9,346</b>
5. Ted Ginn Jr.	2,018	6,443	8,461
6. Jacoby Jones	2,673	4,527	7,200
7. Wes Welker	2,561	4,138	6,699
8. Brandon Tate	1,244	4,267	5,511
9. Adam Jones	1,561	2,833	4,394
10. Danny Amendola	1,079	3,258	4,337

## KICKOFF RETURN YARDS IN A GAME

On Dec. 8, 2013, in only his second game with the team, returner **Leon Washington** put up big numbers at Denver, returning five kickoffs for a total of 209 yards, including a 95-yard return to help set up a touchdown.

Washington's 209 kickoff return yards made up the third-highest single-game total in franchise history and the most since **Bobby Jancik's** team-record 240 against Oakland on Dec. 22, 1963.

Washington's 209 kickoff return yards were the third-highest NFL total in 2013, trailing only **Devin Hester's** 249 (Sept. 15 against Minnesota) and **Cordarrelle Patterson's** 228 (Oct. 27 against Green Bay).

**Most kickoff return yards in a single game, franchise history:**

Player	Date	Opp	Ret	Yards	Avg.	TD
1. Bobby Jancik	12/22/63	at Oakland	8	240	30.0	0
2. Bobby Jancik	12/08/63	Boston	8	221	27.6	0
3. <b>Leon Washington</b>	<b>12/08/13</b>	<b>at Denver</b>	<b>5</b>	<b>209</b>	<b>41.8</b>	<b>0</b>
4. Ken Hall	10/23/60	at N.Y. Titans	3	196	65.3	1
Adam Jones	11/20/05	Jacksonville	6	196	32.7	0

## MORE TITANS SPECIALISTS

### LS BEAU BRINKLEY

➤ **Beau Brinkley** finished his third NFL season in 2014. He was signed as an undrafted free agent in 2012.

➤ In 2012, his consistency helped Brett Kern set the franchise records for both gross and net punting average in 2012.

➤ In 2013, Brinkley saw action in all 16 games and posted six special teams stops.

➤ The Kearney, Mo., native spent four seasons as Missouri's long snapper after joining the team as a preferred walk-on. Appeared in 50 career games during his time at Missouri.

### 2014 Highlights:

➤ In 2014, he played in all 16 games for the third consecutive year and tied for third on the team with a career-high 10 special teams tackles. He helped Brett Kern set a new team record for single-season net punting average.

### RB/KR/PR DEXTER McCLUSTER

➤ **Dexter McCluster** finished his fifth NFL season and his first campaign with the Titans. He was signed as an unrestricted free agent on March 13, 2014.

➤ During his four seasons in Kansas City, McCluster returned 79 punts for 959 yards (12.1 avg.) and three touchdowns as well as 52 kickoffs for 1,087 yards.

➤ In 2013, he was named to his first Pro Bowl, earning the honor as a punt returner. Additionally, he earned second-team All-Pro as a punt returner by the *Associated Press*. He recorded a league-best 686 yards on 58 punt returns with a pair of touchdowns.

➤ Read more on McCluster earlier in this release among the team's running backs.



## TITANS TIDBITS: THE BEST OF TITANS OFF-THE-FIELD HIGHLIGHTS

### **BRETT BRACKETT**

- Brackett was the first member of his immediate family to earn a college degree.
- Brackett is heavily involved in Uplifting Athletes, a non-profit organization designed to raise money for rare diseases.

### **BEAU BRINKLEY**

- Brinkley's father, Mike, was an All-American defensive end and long snapper at Missouri Valley College. He taught Beau the skill of long snapping when he was just seven years old. Beau's football idol growing up was Kansas City Chiefs long snapper Kendall Gammon.
- Brinkley raced four-wheelers in the Extreme Dirt Track Racing Series while growing up in Missouri. He traveled the country competing in both motor cross and flat track competitions and won a flat track regional title in 2005.

### **ZACH BROWN**

- As a sophomore at North Carolina, Brown set the Tar Heels school record in the indoor 60-meter dash with a time of 6.72 seconds.
- Since his childhood, Brown has always been interested in deep sea creatures. Eventually, he would like to have a huge circular fish tank in his home with a few small sharks.
- Brown was a unique athlete in high school. He was a state champion wrestler and a two-time state champion sprinter in Maryland. As a senior, he posted a 29-0 record on the wrestling mat, recording 17 pins and five technical falls. He also captured the state class 3-A title in the 100-meter dash (10.67 seconds) and 200-meter dash (21.52), becoming the first player in school history to win a state title in track.

### **KAELIN BURNETT**

- Burnett's brother, Kevin, attended the University of Tennessee and played nine years in the NFL for the Dallas Cowboys, San Diego Chargers, Miami Dolphins and Oakland Raiders. The Burnetts became the first set of brothers in Raiders history to play for the team in a regular season game when they took the field at Indianapolis (9/8/13).

### **JURRELL CASEY**

- Family members, friends and teammates call him "Tut-Tut," a nickname he earned from his aunt as a small child because she said he walked like a turtle.
- Casey has nine brothers and sisters.
- When he was in high school, his older brother, Jurray, was convicted of first-degree murder. Despite the turmoil it caused, Jurrell credits his brother for helping him re-focus on becoming a better football player and student.
- Casey calls his mother, Collette Burns, a cafeteria worker in the Long Beach Unified School District, "the inspiration in my life" for how hard she worked to provide for Jurrell and his siblings.

### **CHASE COFFMAN**

- His father, Paul Coffman, played tight end at Kansas State and later for the Green Bay Packers (1978-85) and Kansas City Chiefs (1986-87).

### **KRIS DURHAM**

- At Calhoun (Ga.) High School, Durham was the state runner-up in 4x400 relay and a state qualifier in high jump, 110 hurdles, 300 hurdles, and 4x100 relay.

### **ZAVIAR GOODEN**

- At the 2013 NFL Scouting Combine, Gooden posted the top time among his class of linebackers in the 40-yard dash (4.47).
- His father, Maury, who works for UPS in Pflugerville, Texas, took a second job to afford the trips to Missouri to watch his son play.
- Gooden began his career at Missouri as a safety. Initially reluctant to switch, he moved to linebacker after his 2008 redshirt season and by 2010 was thriving as a 13-game starter.

### **SHONN GREENE**

- Greene was raised by his grandmother, Cheryl Greene. He has a big heart with "Cheryl" tattooed in the middle of it on his neck.
- Greene took a job assembling furniture at McGregor's while taking classes at Kirkwood Community College in Iowa City.

### **MICHAEL GRIFFIN**

- Griffin grew up playing football with his fraternal twin brother, Marcus, as a teammate. Both attended the University of Texas with Marcus redshirting his first season while Michael played immediately.
- Griffin returned to the University of Texas during the 2008 offseason to pursue his college degree in youth and community studies.
- Griffin is the product of two military parents. His father, Ronald, served more than 20 years with the U.S. Air Force, while his mother, Mae, was in the U.S. Navy for more than two decades. The couple met while serving in Korea and were later married and had twin sons, Michael and Marcus.

### **QUENTIN GROVES**

- His wife, Treska, was a member of Auburn's track and field team.

### **DEREK HAGAN**

- Hagan spent the 2013 season working as an NFL analyst for Fox Sports Radio on the Jason Smith Show.
- Hagan helps promote GameBreaker Helmets, which is a uniquely designed performance cap for athletes. The helmets help reduce the nicks and abrasions that come with playing a contact sport. The company has gained a foothold in a number of California high schools.

### **BRANDON HARRIS**

- Harris attended Booker T. Washington High School in Miami, Fla., where he played for his father, Tim Harris. His father was named USA Today National Coach of the Year in 2007.

### **SAMMIE HILL**

- At Stillman, Hill and two college teammates were heroic in their efforts to save a man from a burning house. The three Stillman players were driving by a house when they noticed a distressed woman who needed help. She told Hill and his teammates that her father was inside and they proceeded to rescue him from the burning building.
- In Nashville, he is a short three-hour ride from his hometown of West Blocton, Ala.
- Hill is a big collector of hats and shoes. His favorite hat is his St. Louis Cardinals hat, and his favorite shoe is the Nike Air Force One.

### **MARQUESTON HUFF**

- Huff's wife, Sherelle, is in the Air Force Reserves.
- He overcame difficult circumstances as a child, thanks in large part to his aunt and uncle, Rhonda and Richard Carson, who took their nephew in when he was in the second grade.
- Huff is good friends with 49ers running back LaMichael James, who grew up in the same neighborhood in Texarkana.

### **JUSTIN HUNTER**

- Hunter was one of the nation's top track-and-field athletes in high school. He finished as the top junior in the long jump at the 2010 USA Outdoor Championships with a leap of 25-feet-10¼-inches and qualified for IAAF World Junior Championships. Track & Field News rated him the country's No. 3 long jumper, No. 7 high jumper and No. 14 triple jumper. He won Virginia state titles in both the high jump and long jump and finished second in the triple jump.
- Hunter continued his track and field career as a freshman at Tennessee. He was named first-team USTFCCA Indoor All-American in the long jump after finishing eighth at the NCAA Indoor Championships with a leap of 25-feet 4½-inches. He was also named to the SEC Indoor All-Freshman Team as the highest finishing rookie in the long jump at the league championships. Earlier he set the Tennessee freshman indoor record with a long jump of 26-feet 1½-inches. He also competed in the triple jump and placed 10th in the high jump at the SEC Outdoor meet.

### **DAQUAN JONES**

- Jones majored in Criminology at Penn State and spent a portion of his 2013 summer as an intern observing the Spring Township Police Department near State College.
- Jones entered the Penn State program after being rated the second-best *offensive* lineman in the nation.
- He lists his father, Steve, as the most inspirational person in his life. Steve raised DaQuan as a single father and one of his father's greatest traits is that he works extremely hard in everything he does. Steve works as an executive chef at Cornell University.

### **BRETT KERN**

- Kern's father, Cal, owns a collegiate baseball team in Niagara Falls, N.Y., called the Niagara Power. The team plays in the New York Collegiate Baseball League and has had players from Lipscomb (Nashville) University in recent seasons. The summer of 2014 marks the club's eighth season.
- Kern is an avid golfer that sports a +1 handicap. He picked the game up late in his high school years and caddied for three summers at Inverness Golf Club while in college. The course is located in Toledo, Ohio, and has hosted PGA and NCAA Championships. In 2011, Kern competed in The Vinny, a local golf fundraising tournament hosted by singers Vince Gill and Amy Grant, and finished fourth in the event.

### **KARL KLUG**

- Klug has an identical twin brother, Kevin, who played linebacker at Minnesota State University, Mankato. As high school teammates, Kevin played fullback, opening holes for Karl, the team's running back. They have an older sister, Kelsey.
- Klug's small hometown of Caledonia calls itself the "Wild Turkey Capital of Minnesota" and "The Heart of Quilt Country."
- Klug arrived on Iowa's campus as an undersized defender who weighed only 207 pounds at the time.

### **ANDY LEVITRE**

- Levitre enjoys traveling around the world. In March 2012, he visited the Great Wall of China and tobogganed down a stretch of the wall. He has also been to Phuket, Thailand, where he had the opportunity to ride an elephant.
- Levitre enjoys fishing and once caught a 250-pound yellowfin tuna in Puerto Vallarta, Mexico. He also enjoys golfing and had the opportunity to play at Pebble Beach.

## TITANS TIDBITS: THE BEST OF TITANS OFF-THE-FIELD HIGHLIGHTS

- Levitre has two Blue French Bulldogs named Titan and Olive.
- Levitre fancies himself as a coffee connoisseur. He is also a skilled grillmaster, utilizing his Big Green Egg to cook masterpieces in his backyard.

### TAYLOR LEWAN

- Lewan chose to wear jersey number 77 at Michigan and then at the pro level because of the legacy of Wolverine tackles who have donned the number, including Jake Long and Jon Jansen.
- His father, Dave, was a defensive lineman at the University of Minnesota.
- Lewan has a mustache tattooed on his right index finger and a stick figure tattooed on the outside edge of his right hand that he calls his "right-hand man."
- One of Lewan's close friends is Carolina Panthers defensive end Craig Roh. The two played together as high school seniors and then went to Michigan at the same time.

### JAKE LOCKER

- Locker built a chicken coop in his backyard. He has 15 chickens who produce approximately 70 eggs per week that he shares with family and friends.
- Locker has hosted a youth football camp every offseason since 2012 at Battle Ground Academy in Franklin, Tenn.
- Locker was an outstanding baseball player in high school. He was originally selected in the 40th round by the Los Angeles Angels as a senior in 2006 coming out of Ferndale High School and the organization again tabbed him in the 10th round of the 2009 draft to play centerfield in their minor league system. Locker actually returned to Washington as a walk-on for his senior campaign, as the Angels paid his scholarship costs during the fall 2010 semester.
- Locker played outfield for the Bellingham Bells of the West Coast Collegiate Baseball League in 2008, where he was named by Baseball America as the league's top prospect. After suffering an offseason injury, he played in just 10 games, hitting .273 with one home run before returning to Washington for 2008 football fall camp. An anonymous baseball scout quoted in Baseball America said Locker "could be a potential Hall of Famer."
- In 2010, Locker's hometown of Ferndale declared the day of its annual Old Settlers Picnic to be "Jake Locker Day."

### MIKE MARTIN

- In high school, Martin was a two-time state champion wrestler and an All-American as a senior. Martin was also a record-setting shot-putter and discus thrower in track and field. He broke former NFL star T.J. Duckett's Michigan prep shot put record on his way to a state championship as a senior.
- Martin is interested in film making and he has his own YouTube Channel — GoMikeMartin. He documented his senior year at Michigan and developed his own web series.
- Martin loves dogs and shows working class Rottweilers. He was named the National Junior Handler of the Year.
- Martin played the saxophone in the jazz band in high school and still dabbles with the instrument.

### DEXTER McCLUSTER

- McCluster received the key to the city of his hometown of Largo, Fla., on May 4, 2010, a few days after being drafted by the Kansas City Chiefs.
- McCluster was a journalism major at Ole Miss and would like to get into the sports communications industry following his playing career.

### JASON McCOURTY

- McCourty played his last three seasons at Rutgers with his identical twin brother, Devin. The duo held down the starting cornerback spots for Scarlet Knights together for two years. Devin, who redshirted his first season at Rutgers, was a first-round draft pick by the New England Patriots in 2010. They also have an older brother, Larry.
- During the 2013 offseason, Jason and Devin spearheaded "Tackle Sickle Cell," a campaign that aimed to educate the public, increase blood donations, and raise money and awareness for the fight against sickle cell disease. The duo partnered with the Embrace Kids Foundation to host a 5K Run/Walk in Liberty State Park in Jersey City, N.J. as the major fundraising component of the campaign. They each set up their own fundraising team for the 5K to see which brother could raise more money Team J-Mac vs Team D-Mac. The loser of the competition agreed to fly to the other's home football city and make a public appearance dressed up as the opposing team mascot. Jason came up just short in the contest and was forced to wear the Pat Patriot outfit.
- Jason and Devin held the first McCourty Brothers Football Camp at St. Joseph Regional High School in New Jersey in 2012.
- McCourty excelled off the field at Rutgers, as he was a semifinalist for the prestigious Vincent dePaul Draddy Trophy given to the college football player with the best combination of academics, community service and on-field performance. He was also named an ESPN The Magazine Academic All-District first-team member.

### ZACH METTENBERGER

- Mettenberger is a big fan of 1970s and 1980s sports and watches a lot of ESPN Classic shows. He lists basketball great Larry Bird as the person he would most like to meet.
- Mettenberger's mother, Tammy, is an administrative assistant for head coach Mark Richt in the University of Georgia football offices.

### DONTAY MOCH

- Moch was a decorated high school track athlete. He captured the Arizona state title in the 200-meter dash event at the 2005 5A State meet, with a personal-record time of 21.8 seconds. One year later at the same 5A State Meet, he took gold in the 100-meter dash event, recording a personal-best time of 10.77 seconds. He also ran the lead leg on the Hamilton 4x100m relay squad, helping them win the state title with a time of 41.89 seconds.

### DERRICK MORGAN

- Morgan credits his mother, Pamela Wooden, as his primary role model in life. He also says that she should be credited with his football success, since, even as a single parent, she managed to take him to every practice and every game during his youth.
- Morgan experienced the 2010 NFL Draft as one of the players invited by the league to Radio City Music Hall. He was surrounded by his mother, father, grandparents and other loved ones when NFL Commissioner Roger Goodell announced his name with the 16th overall pick.

### MATTHEW MULLIGAN

- Mulligan did not play football in high school, as his school did not field a football team. He was all-state in basketball and soccer, however.

### MICHAEL OHER

- Oher was the subject of the best seller "The Blind Side: The Evolution of a Game" by Michael Lewis, which was made into a major motion picture in 2009.
- Oher authored "I Beat The Odds," which was published in Feb. 2011.
- In April 2010, Oher received the Sports Award at the signature event of Big Brothers Big Sisters of New York City, the founding agency for the national movement of Big Brothers Big Sisters of America, for his promotion of the importance of mentoring.

### JORDAN PALMER

- Palmer has worked as a quarterbacks coach at EXOS, an NFL Draft training center in Carlsbad, Calif.
- He is the younger brother of Arizona Cardinals quarterback Carson Palmer. The two spent three seasons together as teammates with the Bengals.

### ROPATI PITOITUA

- Pitoitua was born in Samoa. He came to the United States in 1995.

### BERNARD POLLARD

- Pollard is the creator of Style Pro 31, a portable tray that fits in most sinks, and is designed to help alleviate the clutter while creating more space for accessories. He came up with the idea after hearing women talk about space issues around the bathroom sink. The gadget fits over the sink, allows objects to be placed directly on it, and allows use of the water. The product is patented and trademarked and can be purchased at stylepro31.com.
- He established the Pollard's Helping Hands Foundation, focusing on feeding the hungry of the urban core. In Dec. 2011, he hosted a pantry drive at Pimlico Elementary School in Baltimore that provided over 300 families in need with groceries they could use to sustain them through the post-holiday school break.

### MICHAEL ROOS

- Roos is good friends with members of the comedy troupe Broken Lizard, whose films include *Super Troopers* and *Beerfest*. Roos appeared in Broken Lizard's 2012 movie *Babymakers* as a security guard.
- Roos is a travel enthusiast and has spent time during each of the last several offseasons in Europe. He takes an annual golfing trip to Ireland for St. Patrick's Day.
- In 2010, Roos pledged \$500,000 toward the Eastern Washington University's "Red Turf" project at Woodward Field in Cheney, Wash. The red artificial field was the first of its kind, not just in NCAA Division I football, but in the entire country. In the first year the turf was installed, Eastern Washington won the FCS Championship.
- In June 2010, Roos launched his annual Michael Roos Foundation Fish and Chip event at the Coeur d'Alene Resort in Idaho.
- Roos became just the second Eastern Washington player in school history to have his jersey number permanently retired with a ceremony on Oct. 24, 2009.
- Roos spent the first 10 years of his life in the former Soviet Republic of Estonia, where his family lived in poverty despite his mother, Mae Bates, teaching violin during the day and working nights at a hotel desk. In 1992, one year after the collapse of the Soviet Union, his mother immigrated with him, his brother and his sister to Vancouver, Wash., where they lived with an aunt.
- He earned a scholarship to Eastern Washington after playing one season at tight end in high school.
- Roos is believed to be the first Estonian to play in the NFL.

### BISHOP SANKEY

- Sankey's grandfather, Albert, had been blind in his left eye for more than 30 years. When Bishop was younger, Albert used to make a trip at the end of each summer from his home in Montgomery, Ala., to stay with his family in northeast Ohio. Over the summer months, Albert would be a regular at his grandson's peewee football games. By the time Bishop was in middle school, all his grandfather could see on the field were shadows. Finally after a cornea transplant restored sight in his right eye, Albert was able to see Bishop play for the first time at Stanford during his junior campaign.
- Sankey's father, Christopher, is in the Air Force and has been deployed three



## TITANS TIDBITS: THE BEST OF TITANS OFF-THE-FIELD HIGHLIGHTS

times to the Middle East.

- Sankey was featured on the ESPN documentary Draft Academy which followed him through the draft process.

### **BRIAN SCHWENKE**

- Schwenke was an avid surfer during the time he spent living in Hawaii as a result of his father's job in the Navy.
- His father, Brian Sr., was a SERE (Survival, Evasion, Resistance and Escape) trainer in the Navy from 1990–2002.
- Schwenke spent time training prior to the 2013 NFL Draft with the Titans' eventual first-round pick, guard Chance Warmack.

### **COTY SENSABAUGH**

- Beginning in 2013, Sensabaugh has taken a day each offseason to run the Sensabaugh Camp Classic at Dobyns-Bennett High School in Kingsport, Tenn.
- During the 2013 offseason, Sensabaugh launched a 10-week campaign to become The Leukemia & Lymphoma Society Man of the Year in Nashville. He personally titled his campaign "A Fight for Jamaar" in honor of his brother. When Sensabaugh was 11, his older brother died from leukemia a week after being diagnosed. Unique events that highlighted Coty's personal campaign included a fashion show with his teammates, as well as a fellowship dinner in his hometown of Kingsport. Sensabaugh is determined to launch a non-profit organization in Jamaar's name to raise awareness and money to combat the disease, and he wants to continue to be an active spokesperson for the cause.
- He grew up on the same street in Kingsport, Tenn., as his second cousin, former NFL safety Gerald Sensabaugh.
- Sensabaugh is a self-described "shoe fanatic."

### **CHRIS SPENCER**

- Spencer was part of the nationally ranked and undefeated Madison Central (Miss.) High School football team in 2000. The team had five future NFL players on the roster.
- Spencer has competition for the most athletic person in his family. His wife, Katherine, was an all-conference volleyball player at Coastal Carolina.

### **DAIMION STAFFORD**

- At Norco (Calif.) High School, his coach was Todd Gerhart, the father of Minnesota Vikings running back Toby Gerhart.
- Navigating through his youth was not always an easy process for Stafford and his two sisters. But thanks to the efforts of many, he persevered. Those that inspired and helped him included his mother, LaTanya Henderson; Norco High School guidance counselor Kristine McCollough; Norco football coach Todd Gerhart; and Daniel Kelley, the head of his "second family." Stafford spent time living with the Gerhart and Kelley families during high school.

### **JUSTIN STAPLES**

- Staples is related to Roebuck "Pops" Staples of the famed soul/R&B group The Staples Singers.
- He is the oldest of eight siblings and grew up in Berea, Ohio, down the street from the Cleveland Browns' practice facility.

### **CRAIG STEVENS**

- Stevens enjoys designing and making furniture in his free time. He has a workshop in his garage and has made a variety of pieces, including end tables, shelving units, cabinets, chess sets and unique decorative fixtures.
- Stevens has picked up a new hobby in fly fishing. He has made several trips and even makes his own fly fishing nets.
- He has a younger brother, Eric, who signed as a rookie free agent with the St. Louis Rams in 2013 following a four-year career as a fullback at Cal. He has two other brothers, Jeff and Brett, who are firefighters with the L.A. City Fire Department.
- Stevens entered the NFL with one class remaining to obtain his degree in legal studies. He hopes to one day become involved in the law, following in the footsteps of his father, Mark, a deputy sheriff in L.A. County.

### **BYRON STINGILY**

- Stingily started doing pilates during the 2012 offseason to help improve his flexibility. He is a regular at the Willow Springs studio in Green Hills.
- Prior to the 2011 NFL Draft, Stingily trained with former Titans' Pro Bowler Brad Hopkins three days per week at D1 in Franklin, Tenn.
- Stingily's off-the-field interests include working on cars, particularly low-riders. He started the hobby as a youngster refurbishing with his uncle.

### **RYAN SUCCOP**

- Succop was given the title "Mr. Irrelevant" after being selected with the final pick (256th overall) of the 2009 NFL Draft.
- At Hickory (N.C.) High School, he was a three-time All-State selection in soccer with 104 career goals.

### **WILL SVITEK**

- Svitek was born in Prague, Czechoslovakia. When he was two years old, his parents took him and his three brothers out of the Communist country. They left in secret with no money and only the clothes on their backs. Saying they were on a day hike,

they walked 14 hours through the mountains ended up in Austria. The family spent eight months in a refugee camp until being legalized to come to the United States. "My parents were hard-working immigrants who came here to achieve the American Dream and help their sons each their full potential," said Svitek. "I think they instilled in me to do everything well. I am competitive person on the field and in the classroom and I don't think you can just turn that switch off."

- Svitek's father, Milan, was a member of the Czech Republic national track team.

### **TAYLOR THOMPSON**

- Although Thompson spent four college seasons as a defensive end, he was not foreign to the offensive side of the ball. At Prosper (Texas) High School, he caught 58 passes for 960 yards as a senior wide receiver, in addition to playing defensive end and punter. Recruited by Vanderbilt as a tight end, he initially committed to the Commodores but then enrolled at Southern Methodist in order to stay closer to home. Under new head coach June Jones, however, SMU employed a spread offense that did not use a tight end, and Thompson decided to make his mark at defensive end. It was not until the final month of his senior season there that Jones encouraged him to think about making the switch back to tight end. He did, and in February 2012, Titans scouts became convinced of his potential at the Players All-Star Classic in Little Rock, Ark.
- The outdoor enthusiast enjoys golf, fishing and rock climbing. He also plays the guitar.
- Thompson's "bucket list" includes going to the moon.

### **DELANIE WALKER**

- Walker has teamed with Mother's Against Drunk Driving (MADD) to help raise awareness about their campaign after losing his aunt and uncle in a horrific accident near New Orleans just hours after Super Bowl XLVII. The morning after San Francisco's loss to Baltimore at the Superdome, an alleged drunk driver killed Alice and Bryan Young. A few hours earlier, Walker had hugged Alice and Bryan at the team's postgame party. He wants to start a foundation to keep memories of them alive and also help support his eight cousins left behind.
- Over the years, Walker has owned quite a selection of cars, ranging from classics to newer models. His collection has included a 1964 Chevy Impala, 1972 Buick Skylark, 1989 Camaro IROC-Z28, 2008 Mercedes-Benz CL63 AMG and 2010 F250 truck. Walker's passion for cars can be traced back to his childhood, where he would spend countless hours refurbishing old autos with the help of his friend's father, who was a mechanic. After his playing days are over, he envisions owning a car restoration shop.
- His speed on the field can be linked to his success on the track as a high school senior. Despite lettering only one year, he won the Division III 100m (10.6) and long jump (21-5) titles, while also serving as a member of the winning 4x100m relay team at the 2002 Miramonte League Meet. Delanie's younger brother, Anthony, competed in the 400m and 4x400m at the collegiate level, and has his hopes set on making the Olympic team one day.

### **CHANCE WARMACK**

- At Alabama, Warmack developed the custom of rolling up his jersey to just under the numbers as a way to stay cooler. Soon, the fad became known as "Warmacking," and fans began posting photos on social media of their exposed bellies. He highlights the best fan photos on social media with what he calls "Warmackin Wednesdays."
- Warmack attended Westlake High School in Atlanta, Ga., where he was a teammate during his freshman and sophomore years with current Carolina Panthers quarterback Cam Newton.
- Warmack's brother, Dallas, is a rising senior offensive line prospect in Atlanta and has already committed to follow in Chance's footsteps at Alabama.

### **LEON WASHINGTON**

- In 2013, he started the annual Leon Washington Foundation Champions Week-end in Jacksonville, Fla. ([www.leonwashington33.org](http://www.leonwashington33.org)). The festivities include a casino night fundraiser, a football clinic and scholarship dinner. Proceeds benefit Blessings in a Backpack, a non-profit that provides elementary school children who are on the federal Free and Reduced Price Meal Program with a backpack of food to take home for 38 weekends during the school year.
- Washington entered his freshman year at Florida State as a defensive back but soon found his niche on the other side of the ball as a running back.

### **NATE WASHINGTON**

- By signing with the Steelers as an undrafted free agent in 2005, Washington became the first Tiffin University player in the modern era to play in the NFL.
- Following his first Super Bowl victory in 2005, Washington received the key to city from his hometown, Toledo, Ohio and his college town of Tiffin, Ohio.
- Washington was a lifeguard at a community pool for three summers when he was in high school.

### **CHARLIE WHITEHURST**

- Whitehurst's dad, David, played quarterback for the Green Bay Packers from 1977-83 and the Kansas City Chiefs in 1984. When the Chargers played at Lambeau Field in 2007, the Packers were hosting the team's annual alumni weekend and the entire Whitehurst family made the trip to Northern Wisconsin to take part in the festivities and watch the Chargers play.

### **AVERY WILLIAMSON**

## TITANS TIDBITS

- Williamson grew up in the West Tennessee town of Milan, which is approximately a two-hour drive from Nashville. He lists Eddie George, Steve McNair and Jevon Kearse as his favorite Titans as a child.
- One of Williamson's "bucket list" items is to see the pyramids in Egypt.
- In 2013, he was chosen to represent the Kentucky football program on a one-week educational/service trip in Ethiopia.

**GEORGE WILSON**

- Wilson was named Buffalo Bills Walter Payton Man of the Year in 2009 and 2011.
- Wilson entered the NFL as a rookie free agent wide receiver in 2004 and switched to safety in 2007.
- Wilson made his acting debut, appearing in Mary J. Blige's music video "Hood Love" as the lead male and Blige's love interest.
- Wilson hosts an annual charity bowling event and an annual football and cheer camp in his hometown of Paducah, Ky., which is only a two-hour drive northwest of Nashville.

**KAMERION WIMBLEY**

- In February 2013, Wimbley appeared on the Rachael Ray show in a cooking competition with tight end Martellus Bennett and defensive end Dwight Freeney. Wimbley won the contest, judged by former NFL player Tony Siragusa, with his andouille sausage and shrimp over grits.
- In March 2012, Wimbley competed in the American Ninja Warrior competition at Florida International University in Miami. His preliminary and regional final runs through the challenging obstacle course were shown on NBC and the G4 network.
- Wimbley counts Animal Planet as his favorite television network to watch. He is an animal lover and enjoys attending different dog shows in his free time.
- Wimbley owns two Wings & Things restaurants and two Twice as Nice barber shops in the Wichita area.

## AL WOODS

- Woods likes to fish and hunt deer and owns a farm with about 300 head of cattle and 90 horses in Elton, La.

WESLEY WOODYARD

- Woodyard joined Hall of Fame running back Floyd Little as the only players in Broncos franchise history to serve as a captain in each of their first five years with the club. In 2004, Woodyard also became the first-ever Kentucky freshman to serve as a team captain.
- Woodyard is the co-founder of The 16Ways Foundation which recognizes an emotional need for at-risk youth. The Foundation works on a national level to develop and implement workshops, seminars, camps, and other activities. These events are designed to build self-esteem, promote responsibility for one's own actions and overcoming obstacles, and demonstrate the importance of academics, knowledge of career options, professional development, community involvement, and mental and physical fitness among youth of all socio-economic backgrounds.
- Woodyard was a three-time nominee for the Walter Payton NFL Man of the Year while with the Broncos in 2010-11 and 2013.

## KHALID WOOTEN

- Wooten credits his father for helping him be the man he is today. Michael Wooten, a correctional officer in Rialto, Calif., raised Khalid as a single father.
- Wooten is fairly new to the cornerback position. A quarterback and safety in high school, he made the transition to corner his first season at Nevada and has never looked back.

## BLIDI WREH-WILSON

- Wreh-Wilson did not play football until his senior year of high school. His focus was on soccer and basketball until he was convinced by friends and General McLane's head football coach to give football a try.
- Wreh-Wilson's parents are natives of Liberia. His father, D. Elliott Wreh-Wilson, came to the United States in 1980 to attend college. After he graduated from Boston College, he went back and got Blidi's mother, Lucinda, and his brother, Elliott Jr., and brought them to the U.S. in 1984. Blidi was born five years later, followed by his sister, Tsuwli Lucinda.
- The name Blidi is literally translated as "trouble," but he explains why his father, a philosophy professor at Edinboro University, named him that: "In Liberia there was a war, and that was the trouble. But when I came along, he named me that with the belief I could bring peace."
- During his redshirt freshman season at Connecticut, Wreh-Wilson was forced to cope with a shocking tragedy: his teammate and close friend, cornerback Jasper "Jazz" Howard, was stabbed to death. Howard's locker was next to Wreh-Wilson's and remained untouched for the remainder of the 2009 season.

KENDALL WRIGHT

- During the 2013 off-season, Wright went back to Baylor to train for his second NFL campaign. He worked out with Dallas Cowboys receiver Terrance Williams and lost close to 15 pounds.
- As a freshman at Baylor, Wright played on the basketball team. He appeared in 13 games as a reserve guard and scored 10 points.
- Wright was a three-sport star at Pittsburg (Texas) High School, where he earned All-State honors in football, basketball and track. He captured the state 3A titles in the long jump (24-0 3/4) and triple jump (48-5 1/4).

## TITANSONLINE & SOCIAL MEDIA

Team Website . . . . . [www.TitansOnline.com](http://www.TitansOnline.com)  
Mobile Website . . . . . [m.titansonline.com](http://m.titansonline.com)  
Twitter . . . . . [www.twitter.com/tennesseetitans](http://www.twitter.com/tennesseetitans)  
or @tennesseetitans  
Facebook . . . . . [www.facebook.com/titans](http://www.facebook.com/titans)  
Google+ . . . . . [www.google.com/+Titans](http://www.google.com/+Titans)  
Instagram . . . . . [www.instagram.com/tennesseetitans](http://www.instagram.com/tennesseetitans)

**Click to follow individual Titans players at their personal Twitter accounts:**

**PLAYER** .....  **Twitter**  
 RB Antonio Andrews ..... @Salute2Dat5ive  
 DL Chigbo Anunoby. .... @datquelondon  
 LS Beau Brinkley. .... @Brinkley86  
 LB Zach Brown ..... @ZachBrown\_55  
 LB Kaelin Burnett. .... @WhoDatBeezy  
 DL Jurrell Casey ..... @Jurrellc  
 TE Chase Coffman ..... @Chase\_Coffman  
 WR Kris Durham ..... @KrisDurham16  
 S Michael Griffin ..... @MikeGriff33  
 WR Derek Hagan ..... @dhagan80  
 CB Brandon Harris ..... @HarrisNOFLYZONE  
 DL Sammie Hill ..... @SamMoi91  
 WR Justin Hunter ..... @justinhunter\_11  
 DL DaQuan Jones. .... @RiDQulous\_91  
 T Terren Jones. .... @OTeeJay\_  
 P Brett Kern. .... @brettkern6  
 G Andy Levitre. .... @LevitreAndy  
 T Taylor Lewan ..... @TaylorLewan77  
 DL Mike Martin ..... @GoMikeMartin  
 RB Dexter McCluster. .... @dextermccluster  
 CB Jason McCourty. .... @McCourtyTwins  
 QB Zach Mettenberger ... @mettshow  
 LB Dontay Moch ..... @DontayMoch  
 LB/DE Derrick Morgan. ... @dmorg91  
 TE Matthew Mulligan. .... @Mizmully  
 T Michael Oher ..... @MichaelOher  
 G/C Eric Olsen. .... @EOlsen69  
 QB Jordan Palmer. .... @JwPalms  
 S Bernard Pollard ..... @Crushboy31  
 T Michael Roos ..... @MichaelRoos  
 RB Bishop Sankey. .... @BishopSankey  
 C Brian Schwenke ..... @BrianSchwenke  
 CB Coty Sensabaugh ... @CotySense  
 G/C Chris Spencer ..... @clark7365  
 S Daimion Stafford ..... @Daymo03  
 K Ryan Succop ..... @ryansuccop  
 TE Delanie Walker. .... @delaniewalker82  
 G Chance Warmack ..... @chancewarmack  
 RB Leon Washington. .... @Leon\_Washington  
 QB Charlie Whitehurst. ... @cwhitey6  
 LB Avery Williamson ..... @AWilliamson54  
 S George Wilson ..... @GWilson37  
 LB/DE Kamerion Wimbley. @Mr\_Wimbley95  
 LB Wesley Woodyard ... @WoodDro52  
 CB Khalid Wooten. .... @khalid\_wooten2  
 CB Bliidi Wreh-Wilson ... @BliidiWrehWil5on  
 WR Kendall Wright ..... @1kendallwright



## TITANS RADIO AFFILIATES

Titans Radio brings football to fans across the Mid-South in one of the NFL's largest radio networks, including Nashville flagship 104.5 The Zone.

Play-by-play announcer **Mike Keith** connection with pro football across the Mid-South dates back to 1996, a year before the Oilers arrived in Tennessee, and he became the "Voice of the Titans" in 1999. Additionally, former three-time Pro Bowl tight end **Frank Wycheck** begins his 10th season as the Titans Radio's color analyst, while Titans Radio gameday host **Rhett Bryan's** involvement with the broadcast dates back to 1997.

### TITANS RADIO AFFILIATES:

#### Flagship

Nashville	WGFX	FM	104.5
-----------	------	----	-------

#### Tennessee

Camden	WFWL	AM	1220
Camden	WRJB	FM	95.9
Centerville	WNKX	FM	96.7
Chattanooga	WGOW	FM	102.3
Chattanooga	WGOW	AM	1150
Clarksville	WJZM	AM	1400
Columbia	WMCP	AM	1280
Cookeville	WKXD	FM	106.9
Dyersburg	WASL	FM	100.1
Fayetteville	WYTM	FM	105.5
Franklin	WAKM	AM	950
Jackson	WZDQ	FM	102.3
Knoxville	WOKI	FM	98.7
Lawrenceburg	WDXE	FM	106.7
Lawrenceburg	WDXE	AM	1370

Lebanon	WANT	FM	98.9
Lewisburg	WJJM	FM	94.3
Lewisburg	WJJM	FM	95.9
Manchester	WMSR	FM	107.9
Manchester	WMSR	AM	1320
Martin	WCMT	FM	101.3
Memphis	WMC	AM	790
Memphis	WMFS	FM	92.9
Memphis	WMFS	AM	680
Morristown	WCRK	AM	1150
Nashville	WGFX	FM	104.5
Pulaski	WKSR	FM	106.7
Shelbyville	WZNG	AM	1400
Union City	WQAK	FM	105.7
Waverly	WQMV	AM	1060
Winchester	WCDT	AM	1340

#### Alabama

Birmingham	WJOX	AM	690
Florence	WQLT	FM	107.3

Huntsville	WUMP	FM	103.9
Huntsville	WUMP	AM	730
Huntsville	WVNN	FM	92.5
Huntsville	WVNN	AM	770

#### Kentucky

Bowling Green	WTPQ	FM	103.7
Cadiz	WKDZ	FM	106.5
Calvert City	WCCK	FM	95.7
Campbellsville	WTCO	AM	1450
Elizabethtown	WTHX	FM	101.5
Henderson	WSON	FM	96.5
Henderson	WSON	AM	860
Madisonville	WWKY	FM	97.7
Mayfield	WNGO	AM	1320
Owensboro	WVJS	AM	1420
Owensboro	WXCM	FM	97.1
Paducah	WPAD	AM	1560
Princeton	WAVJ	FM	104.9

## MEDIA CONTACT INFORMATION

### Titans Practice Facility/Training Camp Site:

Saint Thomas Sports Park  
460 Great Circle Road  
Nashville, TN 37228

### LP Field:

One Titans Way  
Nashville, TN 37213

### Media-Only Website/Credential Application:

<http://media.titansonline.com> (username and password available through Titans media relations)

### Phone:

(615) 565-4000 (main)  
(615) 565-4100 (media relations)  
(615) 565-4450 (LP Field press box - home PR)  
(615) 565-4190 (fan training camp hotline)  
(615) 565-4140 (community relations hotline)  
(615) 565-4105 (media relations fax)  
(615) 565-4200 (ticket office)

### Media Relations Staff:

Director of Media Relations -  
Robbie Bohren (615) 565-4101  
[rbohren@titans.nfl.com](mailto:rbohren@titans.nfl.com)  
Assistant Director of Media Relations -  
Dwight Spradlin (615) 565-4102  
[dspradlin@titans.nfl.com](mailto:dspradlin@titans.nfl.com)  
Media Relations Assistant -  
Jared Puffer (615) 565-4107  
[jpuffer@titans.nfl.com](mailto:jpuffer@titans.nfl.com)  
Media Relations Season Intern -  
Lauren McMillin (615) 565-4103  
[lmcmillin@titans.nfl.com](mailto:lmcmillin@titans.nfl.com)  
Director of Internet and Publications -  
Gary Glenn (615) 565-4058  
[gglenn@titans.nfl.com](mailto:gglenn@titans.nfl.com)  
Assistant Director of Internet Operations -  
Jeff Harding (615) 565-4065  
[jharding@titans.nfl.com](mailto:jharding@titans.nfl.com)

## TITANS TV RATINGS

2014 regular season Titans television ratings in the Nashville market:

Date/Opponent	Day/Time	Network	Rating/Share	Rank
9/7 at KC	Sun. noon	CBS	24.3/42	1
9/14 vs. Dal	Sun. noon	FOX	20.8/37	1
9/21 at Cin	Sun. noon	CBS	22.2/38	1
9/28 at Ind	Sun. noon	CBS	19.7/34	1
10/5 vs. Cle	Sun. noon	CBS	25.5/44	1
10/12 vs. Jax	Sun. noon	CBS	23.1/42	1
10/19 at Was	Sun. noon	CBS	22.3/40	1
10/26 vs. Hou	Sun. noon	FOX	17.7/33	1
11/9 at Bal	Sun. noon	CBS	19.7/36	1
11/17 vs. Pit	Mon. 7:30 p.m.	ESPN/WKRN*	26.5/38	1
11/23 at Phi	Sun. noon	CBS	20.5/35	1
11/30 at Hou	Sun. noon	CBS	16.9/30	2
12/7 vs. NYG	Sun. noon	FOX	17.1/29	1
12/14 vs. NYJ	Sun. 3:05 p.m.	CBS	21.4/35	1
12/18 at Jax	Thu. 7:25 p.m.	NFLN/WZTV*	15.5/24	2
12/28 vs. Ind.	Sun. noon	CBS	18.3/34	1

<b>2014 Regular Season Average</b>	<b>20.7/36</b>
2013 Regular Season Average	25.0/41
2012 Regular Season Average	23.5/39
2011 Regular Season Average	27.7/46
2010 Regular Season Average	30.2/50
2009 Regular Season Average	30.9/50
2008 Regular Season Average	32.4/55
2007 Regular Season Average	28.6/49
2006 Regular Season Average	23.0/42
2005 Regular Season Average	21.8/42
2004 Regular Season Average	26.5/48
2003 Regular Season Average	33.4/57
2002 Regular Season Average	26.8/49
2001 Regular Season Average	24.5/42
2000 Regular Season Average	29.1/50
1999 Regular Season Average	19.8/35

\* Rating and share for Nov. 17 is combined for ESPN (9.6 rating) and WKRN (16.9). Rating and share for Dec. 18 is combined for NFL Network (3.0) and WZTV (12.5).

## 2014 NFL DIVISIONAL STANDINGS

AFC East Team	W	L	T	Pct
*- New England Patriots	12	4	0	.750
Buffalo Bills	9	7	0	.563
Miami Dolphins	8	8	0	.500
New York Jets	4	12	0	.250

AFC North Team	W	L	T	Pct
z- Pittsburgh Steelers	11	5	0	.688
y- Cincinnati Bengals	10	5	1	.656
y- Baltimore Ravens	10	6	0	.625
Cleveland Browns	7	9	0	.438

AFC South Team	W	L	T	Pct
z- Indianapolis Colts	11	5	0	.688
Houston Texans	9	7	0	.563
Jacksonville Jaguars	3	13	0	.188
Tennessee Titans	2	14	0	.125

AFC West Team	W	L	T	Pct
z- Denver Broncos	12	4	0	.750
Kansas City Chiefs	9	7	0	.563
San Diego Chargers	9	7	0	.563
Oakland Raiders	3	13	0	.188

NFC East Team	W	L	T	Pct
z- Dallas Cowboys	12	4	0	.750
Philadelphia Eagles	10	6	0	.625
New York Giants	6	10	0	.375
Washington Redskins	4	12	0	.250

NFC North Team	W	L	T	Pct
z- Green Bay Packers	12	4	0	.750
y- Detroit Lions	11	5	0	.688
Minnesota Vikings	7	9	0	.438
Chicago Bears	5	11	0	.313

NFC South Team	W	L	T	Pct
z- Carolina Panthers	7	8	1	.469
New Orleans Saints	7	9	0	.438
Atlanta Falcons	6	10	0	.375
Tampa Bay Buccaneers	2	14	0	.125

NFC West Team	W	L	T	Pct
*- Seattle Seahawks	12	4	0	.750
y- Arizona Cardinals	11	5	0	.688
San Francisco 49ers	8	8	0	.500
St. Louis Rams	6	10	0	.375

x - Clinched playoff

y - Clinched Wild Card

z - Clinched Division

\* - Clinched Division and Homefield Advantage

## TITANS OFFENSIVE AND DEFENSIVE RANKINGS BY THE WEEK AND BY THE SEASON

**Offensive rankings** in 2014 by the week based on yardage, followed by yearly rankings since 1999:

2014 Week	Opp.	NFL Offense			AFC Offense		
		Tot	Rush	Pass	Tot	Rush	Pass
1	at KC	8	7	12	4	5	6
2	Dal	11	15	14	5	8	7
3	at Cin	16	11T	18	8	7T	8
4	at Ind	25	17	28	11	9	13
5	Cle	19T	13	19T	9	8	8T
6	Jax	22	14	23	12	9	12
7	at Was	27	17	27	14	10	13
8	Hou	27	21	23	13	12	11
9	Bye	27	20	23	14	11	12
10	at Bal	31	23	27	15	13	13
11	Pit	31	26	25	15	13	12
12	at Phi	29	28	21	14	15	9
13	at Hou	27	27	20	12	14	8
14	NYG	30	27	22	14	14	10
15	NYJ	29	27	22	14	14	10
16	at Jax	29	28	20	14	14	9
17	Ind	29	26	22	14	14	11

## Final yearly team rankings:

Titans in 2014	29	26	22	14	14	11
Titans in 2013	22	14	21	11	7	11
Titans in 2012	26	21	22	12	10	11
Titans in 2011	17	31	12	8	16	5
Titans in 2010	27	17	25	15	10	13
Titans in 2009	12	2	23	6	2	10
Titans in 2008	21	7	27	10	3	12
Titans in 2007	21	5	27	10	3	14
Titans in 2006	27	5	30	12	3	15
Titans in 2005	17	23	9	10	12	5
Titans in 2004	11	14	10	6	10	5
Titans in 2003	8	26	5	4	14	3
Titans in 2002	17	11	20	9	7	11
Titans in 2001	8	12	8T	5	8	4
Titans in 2000	14	7	16	8	6	8
Titans in 1999	13	13	13T	6	9	5T

**Defensive rankings** in 2014 by the week based on yardage, followed by yearly rankings since 1999:

2014 Week	Opp.	NFL Defense			AFC Defense		
		Tot	Rush	Pass	Tot	Rush	Pass
1	at KC	2	4	7	2	3	3
2	Dal	9	24	1T	3	12	1T
3	at Cin	5	24	2	3	12	2
4	at Ind	14T	22	9	8T	11	5
5	Cle	23	26	13	12	13	7
6	Jax	20	24	18	11	13	10
7	at Was	20	21	21	11	11	12
8	Hou	19	27	16	12	14	8
9	Bye	23	28	16	12	14	8
10	at Bal	21	29	11	12	15	5
11	Pit	21	31	9	11	16	5
12	at Phi	28	32	11	14	16	6
13	at Hou	30	32	18	16	16	11
14	NYG	30	32	20	16	16	11
15	NYJ	30	32	18	16	16	9
16	at Jax	29	31	11	16	15	6
17	Ind	27	31	15	16	15	9

## Final yearly team rankings:

Titans in 2014	27	31	15	16	15	9
Titans in 2013	14	20	11	8	8	6
Titans in 2012	27	24	26	15	11	14
Titans in 2011	18T	24	14	11	11	10
Titans in 2010	26	20	29	13	10	14
Titans in 2009	28	11T	31	14	5T	16
Titans in 2008	7	6	9	3	3	4
Titans in 2007	5	5	10	4	3	9
Titans in 2006	32	30	27	16	15	15
Titans in 2005	19	22	17	10	11	7
Titans in 2004	27	18	26	13	11	12
Titans in 2003	12	1	30	9	1	15
Titans in 2002	10	2	25	5	2	13
Titans in 2001	25	5	31	15	3	16
Titans in 2000	1	3	1	1	2	1
Titans in 1999	17	10	25	12	6	15



# TENNESSEE TITANS OFFENSIVE AND DEFENSIVE STATS, 1999-2014

2014 TITANS - OFFENSE				1999-2013 TITANS - OFFENSE														
OFFENSE	2014	RANK	NFL/AVG	2013	2012	2011	2010	2009	2008	2007	2006	2005	2004	2003	2002	2001	2000	1999
GAMES (Won-Lost)	2-14	---	---	7-9	6-10	9-7	6-10	8-8	13-3	10-6	8-8	4-12	5-11	12-4	11-5	7-9	13-3	13-3
FIRST DOWNS	258	31	320.5	311	260	281	252	288	268	306	261	279	308	310	312	288	299	294
Rushing	75	25t	92.7	103	70	71	73	115	108	118	105	72	85	84	112	87	107	109
Passing	159	30	196.5	172	166	185	155	154	143	171	133	191	200	211	182	179	167	167
Penalty	24	26t	31.3	36	24	25	24	19	17	17	23	16	23	15	18	22	25	18
YDS GAINED (tot)	4,859	29	5,569.8	5,390	5,010	5,361	4,834	5,623	5,018	4,987	4,810	5,122	5,487	5,501	5,272	5,352	5,350	5,296
Avg per Game	303.7	29	348.1	336.9	313.1	335.1	302.1	351.4	313.6	311.7	300.6	320.1	342.9	343.8	329.5	334.5	334.4	331.0
RUSHING (net)	1,447	26	1,781.3	1,894	1,687	1,438	1,727	2,592	2,199	2,109	2,214	1,525	1,871	1,623	1,952	1,794	2,085	1,811
Avg per Game	90.4	26	111.3	118.4	105.4	89.9	107.9	162.0	137.4	131.8	138.4	95.3	116.9	101.4	122.0	112.1	130.3	113.2
Rushes	356	29	427.7	462	378	376	406	499	508	543	469	397	420	486	511	468	546	459
Yards per Rush	4.1	18	4.2	4.1	4.5	3.8	4.3	5.2	4.3	3.9	4.7	3.8	4.5	3.3	3.8	3.8	3.8	3.9
PASSING (net)	3,412	22	3,788.5	3,496	3,323	3,923	3,107	3,031	2,819	2,878	2,596	3,597	3,616	3,878	3,320	3,558	3,265	3,485
Avg per Game	213.3	22	236.8	218.5	207.7	245.2	194.2	189.4	176.2	179.9	162.3	224.8	226.0	242.4	207.5	222.4	204.1	217.8
Passes Att.	513	24	558.8	533	540	584	474	476	453	464	447	594	589	502	500	515	462	527
Completed	299	27	350.0	328	318	353	273	271	265	288	226	358	356	315	306	307	286	304
Pct Completed	58.3	27	62.6	61.5	58.9	60.4	57.6	56.9	58.5	62.1	50.6	60.3	60.4	62.7	61.2	59.6	61.9	57.7
Yards Gained	3738	20	4,028.1	3,710	3,577	4,113	3,278	3,104	2,902	3,077	2,748	3,797	3,933	4,031	3,441	3,867	3,430	3,622
Sacked	50	27	37.9	37	39	24	27	15	12	30	29	31	44	25	21	43	28	25
Yards Lost	326	27t	239.6	214	254	190	171	73	83	199	152	200	317	153	121	309	165	137
Had intercepted	16	19t	14.1	16	16	14	15	15	9	17	19	14	19	9	15	17	16	13
Yards Opp Ret	214	15	210.3	132	260	167	120	121	88	116	250	293	306	264	179	163	236	227
Opp TDs on Int	1	9t	1.5	1	4	3	1	0	0	0	2	4	2	3	2	2	3	2
PUNTS	89	5	74.6	79	83	86	77	69	87	73	88	78	79	71	66	85	76	90
Avg Yards	46.3	7	44.8	42.9	46.4	43.6	42.9	43.4	42.8	41.9	42.7	43.2	42.9	43.9	41.3	42.0	40.8	42.5
PUNT RETURNS	30	18t	32.4	31	31	47	27	33	34	42	37	45	40	37	28	36	53	40
Avg Return	6.9	27	8.9	7.7	15.3	10.4	12.2	6.7	9.7	8.7	12.6	9.3	4.3	11.6	7.8	7.8	12.7	9.0
Returned for TD	0	11t	0.4	0	3	1	1	0	0	0	3	1	0	1	0	0	1	1
KICKOFF RETURNS	48	6	38.3	44	63	32	64	69	52	52	79	70	79	68	50	71	47	56
Avg Return	23.4	16	23.8	24.9	23.6	26.0	24.3	20.5	25.4	21.1	23.2	24.2	19.7	19.1	19.6	19.9	26.1	18.6
Returned for TD	0	6t	0.2	0	1	1	1	0	0	0	0	0	0	0	0	1	0	0
PENALTIES	111	17t	105.8	101	106	104	128	98	108	101	94	125	110	110	112	119	107	114
Yards Penalized	961	22	888.4	900	847	960	1,040	821	855	773	803	1,002	923	887	891	1,025	870	1,069
FUMBLES BY	23	22t	20.9	27	21	17	22	27	18	32	29	27	33	24	20	18	24	17
Fumbles Lost	10	16t	9.6	9	12	8	14	16	8	17	7	12	12	12	10	11	14	9
Opp Fumbles	7	32	20.9	24	15	20	25	20	28	26	19	20	22	21	22	21	39	39
Opp Fum Lost	4	32	9.6	12	5	12	8	7	11	12	11	11	12	13	11	11	13	24
POSS. TIME (avg)	27:31	29	30:00	30:00	27:18	27:52	25:54	28:27	29:09	31:38	27:17	31:13	31:40	32:52	32:47	31:29	33:48	31:30
TOUCHDOWNS	28	29t	40.4	41	36	34	40	39	41	28	36	33	41	48	42	39	38	46
Rushing	6	29t	11.9	16	10	8	13	19	24	17	15	8	12	11	16	12	14	19
Passing	20	22t	25.2	22	17	22	24	16	13	9	13	20	27	30	22	23	18	23
Returns	2	23t	3.3	3	9	4	3	4	4	2	8	5	2	7	4	4	6	4
EXTRA-PT KICKS	27/27	1t	99%	41/41	35/35	34/34	38/38	37/37	40/40	28/28	32/32	30/32	39/39	43/44	36/36	34/35	37/38	43/43
2-PT CONVERSIONS	0/1	16t	47%	0/0	1/1	0/0	1/2	1/2	1/1	0/0	3/3	0/1	1/2	3/4	2/6	3/4	0/0	1/3
FIELD GOALS/FGA	19/22	10t	26/31	25/29	25/31	29/32	24/26	27/32	29/33	35/39	22/28	23/29	19/27	32/37	25/31	20/28	27/33	21/25
POINTS SCORED	254	30	361.4	362	330	325	356	354	375	301	324	299	344	435	367	336	346	392
TURNOVER RATIO	-10	28	0	0	-4	+1	-4	4	+14	0	+2	-6	-1	+13	+4	-4	0	+19

2014 TITANS - DEFENSE				1999-2013 TITANS - DEFENSE														
DEFENSE	2014	RANK	NFL/AVG	2013	2012	2011	2010	2009	2008	2007	2006	2005	2004	2003	2002	2001	2000	1999
POINTS ALLOWED	438	29t	361.4	381	471	317	339	402	234	297	400	421	439	324	324	388	191	324
OPP FIRST DOWNS	357	31	320.5	329	358	324	356	323	276	268	329	294	318	275	297	300	215	300
Rushing	119	31	92.7	108	122	111	107	89	81	80	121	89	99	79	75	79	62	81
Passing	211	27t	196.5	191	210	187	214	210	166	165	181	180	189	167	197	192	134	193
Penalty	27	7t	31.3	30	26	26	35	24	29	23	27	25	30	29	25	29	19	26
OPP YARDS GAINED	5,968	27	5,569.8	5,407	5,999	5,682	5,883	5,850	4,698	4,665	5,915	5,110	5,724	4,901	4,964	5,515	3,814	5,245
Avg per Game	373.0	27	348.1	337.9	374.9	355.1	367.7	365.6	293.6	291.6	369.7	319.4	357.8	306.3	310.3	344.7	238.4	327.8
OPP RUSHING(net)	2,195	31	1,781.3	1,795	2,035	2,053	1,851	1,711	1,502	1,478	2,313	1,894	1,917	1,295	1,424	1,431	1,390	1,550
Avg per Game	137.2	31	111.3	112.2	127.2	128.3	115.7	106.9	93.9	92.4	144.6	118.4	119.8	80.9	89.0	89.4	86.9	96.9
Rushes	515	32	427.7	446	483	461	474	402	403	369	506	449	421	342	372	405	387	383
Yards per Rush	4.3	19	4.2	4.0	4.2	4.5	3.9	4.3	3.7	4.0	4.6	4.2	4.6	3.8	3.8	3.5	3.6	4.0
OPP PASSING(net)	3,773	15	3,788.5	3,612	3,964	3,629	4,032	4,139	3,196	3,187	3,602	3,216	3,807	3,606	3,540	4,084	2,424	3,695
Avg per Game	235.8	15	236.8	225.8	247.8	226.8	252.0	258.7	199.8	199.2	225.1	201.0	237.9	225.4	221.3	255.3	151.5	230.9
Passes Att.	545	13t	558.8	545	564	591	625	604	575	569	530	470	524	546	562	559	466	557
Completed	347	17	350.0	344	374	369	410	404	342	349	335	296	333	332	339	328	242	312
Pct Completed	63.7	19	62.6	63.1	66.3	62.4	65.6	66.9	59.5	61.3	63.2	63.0	63.5	60.8	60.3	58.7	51.9	56.0
Sacked	39	16t	37.9	36	39	28	40	32	44	40	26	41	32	38	40	32	55	54
Yards Lost	222	20	239.6	227	241	180	272	224	262	241	148	246	220	223	213	175	337	305
INTERCEPTED BY	12	21t	14.1	13	19	11	17	20	20	22	17	9	18	21	18	13	17	16
Yards Returned	122	24	210.3	113	358	179	198	433	351	358	282	129	285	312	198	78	285	257
Returned for TD	1	16t	1.5	1	4	1	1	4	3	2	2	2	1	3	3	0	4	1
OPP PUNT RETURNS	43	30	32.4	35	39	36	35	29	32	31	33	32	31	30	28	36	28	45
Avg return	8.1	11	8.9	6.0	10.4	6.1	6.1	7.2	9.1	8.8	8.4	4.5	6.3	9.2	13.9	7.3	5.7	7.4
OPP KICKOFF RET	31	8t	38.3	45	33	30	56	71	61	58	58	57	69	81	74	57	76	76
Avg return	27.6	30	23.8	24.4	26.1	22.7	24.8	24.1	25.0	24.2	21.8	22.6	20.1	18.8	20.0	24.9	20.9	21.0
OPP TOUCHDOWNS	48	28t	40.4	40	55	34	32	48	25	35	46	51	52	35	40	46	20	39
Rushing	17	28t	11.9	21	16	10	7	16	12	11	20	12	18	10	7	17	7	8
Passing	28	22t	25.2	15	31	21	23	31	12	21	24	33	29	20	27	27	10	26
Returns	3	13t	3.3	4	8	3	2	1	1	3	2	6	5	5	6	2	3	5

## 2014 TENNESSEE TITANS REGULAR SEASON STATISTICS

## Won 2, Lost 14

Date	W-L	Score	OT	Opponent	Attendance
09/07	W	26-10		at Kansas City	73,569*
09/14	L	10-26		Dallas	69,143*
09/21	L	7-33		at Cincinnati	56,743*
09/28	L	17-41		at Indianapolis	64,757*
10/05	L	28-29		Cleveland	69,143*
10/12	W	16-14		Jacksonville	69,143*
10/19	L	17-19		at Washington	75,227*
10/26	L	16-30		Houston	69,143*
11/09	L	7-21		at Baltimore	70,914*
11/17	L	24-27		Pittsburgh	69,143*
11/23	L	24-43		at Philadelphia	69,596*
11/30	L	21-45		at Houston	71,714*
12/07	L	7-36		New York Giants	69,143*
12/14	L	11-16		New York Jets	69,143*
12/18	L	13-21		at Jacksonville	61,202*
12/28	L	10-27		Indianapolis	69,143*

\* Sellout

Statistic	Tenn.	Opp.
<b>Total First Downs</b>	<b>258</b>	<b>357</b>
Rushing	75	119
Passing	159	211
Penalty	24	27
3rd Down: Made/Att	59/196	94/227
3rd Down Pct.	30.1	41.4
4th Down: Made/Att	6/17	5/11
4th Down Pct.	35.3	45.5
<b>Possession Avg.</b>	<b>27:31</b>	<b>32:29</b>
<b>Total Net Yards</b>	<b>4859</b>	<b>5968</b>
Avg. Per Game	303.7	373.0
Total Plays	919	1099
Avg. Per Play	5.3	5.4
<b>Net Yards Rushing</b>	<b>1447</b>	<b>2195</b>
Avg. Per Game	90.4	137.2
Total Rushes	356	515
Net Yards Passing	3412	3773
Avg. Per Game	213.3	235.8
Sacked/Yards Lost	50/326	39/222
Gross Yards	3738	3995
Att./Completions	513/299	545/347
Completion Pct.	58.3	63.7
Had Intercepted	16	12
<b>Punts/Average</b>	<b>89/46.3</b>	<b>73/46.0</b>
<b>Net Punting Avg.</b>	<b>89/40.8</b>	<b>73/41.2</b>
<b>Penalties/Yards</b>	<b>111/961</b>	<b>93/731</b>
<b>Fumbles/Ball Lost</b>	<b>23/10</b>	<b>7/4</b>
<b>Touchdowns</b>	<b>28</b>	<b>48</b>
Rushing	6	17
Passing	20	28
Returns	2	3

Score By Periods	Q1	Q2	Q3	Q4	OT	PTS
<b>Team</b>	<b>40</b>	<b>94</b>	<b>73</b>	<b>47</b>	<b>0</b>	<b>254</b>
<b>Opponents</b>	<b>105</b>	<b>110</b>	<b>97</b>	<b>126</b>	<b>0</b>	<b>438</b>

Scoring	TD	Rush	Rec	Ret	K-PAT	FG	S	PTS
Succop	0	0	0	0	27/27	19/22	0	84
Wright	6	0	6	0			0	36
Walker	4	0	4	0			0	24
Hunter	3	0	3	0			0	18
Greene	2	2	0	0			0	12
Sankey	2	2	0	0			0	12
L. Washington	2	0	2	0			0	12
N. Washington	2	0	2	0			0	12
Battle	1	1	0	0			0	6
Coffman	1	0	1	0			0	6
Hagan	1	0	1	0			0	6
Huff	1	0	0	1b			0	6
Locker	1	1	0	0			0	6
McCluster	1	0	1	0			0	6
McCourt	1	0	0	1a			0	6
<b>Team</b>	<b>28</b>	<b>6</b>	<b>20</b>	<b>2</b>	<b>27/27</b>	<b>19/22</b>	<b>1</b>	<b>254</b>
<b>Opponents</b>	<b>48</b>	<b>17</b>	<b>28</b>	<b>3</b>	<b>47/47</b>	<b>33/39</b>	<b>2</b>	<b>438</b>

a - 62-yard fumble return at Houston, 11/30; b - 23-yard interception vs. NYG, 12/7

## 2-Pt Conv: TM 0-1, OPP 0-1

**Sacks:** Morgan 6.5, Casey 5, Griffin 3, Hill 3, Williamson 3, Woodyard 2.5, Klug 2, Phillips TM 2, Pitoitua 2, Wimbley 2, Groves 1, Huff 1, D. Jones 1, Pollard 1, Sensabaugh 1, Stafford 1, Wilson 1, Woods 1, **TM 39, OPP 50**

Passing	Att	Cmp	Yds	Cmp%	Yds/Att	TD	TD%	Int	Int%	Long	Sack/Lost	Rating
Whitehurst	185	105	1326	56.8	7.17	7	3.8	2	1.1	75t	18/103	87.4
Mettenberger	179	107	1412	59.8	7.89	8	4.5	7	3.9	80t	18/138	83.4
Locker	146	86	993	58.9	6.80	5	3.4	7	4.8	61t	14/85	70.9
Palmer	3	1	7	33.3	2.33	0	0.0	0	0.0	7	0/0	42.4
<b>Team</b>	<b>513</b>	<b>299</b>	<b>3738</b>	<b>58.3</b>	<b>7.29</b>	<b>20</b>	<b>3.9</b>	<b>16</b>	<b>3.1</b>	<b>80t</b>	<b>50/326</b>	<b>81.0</b>
<b>Opponents</b>	<b>545</b>	<b>347</b>	<b>3995</b>	<b>63.7</b>	<b>7.33</b>	<b>28</b>	<b>5.1</b>	<b>12</b>	<b>2.2</b>	<b>80</b>	<b>39/222</b>	<b>93.6</b>

Rushing	No.	Yds	Avg	Long	TD
Sankey	152	569	3.7	22	2
Greene	94	392	4.2	52	2
Locker	22	142	6.5	29	1
McCluster	40	131	3.3	16	0
Whitehurst	20	90	4.5	23	0
L. Washington	13	57	4.4	16	0
Wright	4	54	13.5	38	0
Battle	5	9	1.8	5	1
Mettenberger	5	4	0.8	8	0
Palmer	1	-1	-1.0	-1	0
<b>Team</b>	<b>356</b>	<b>1447</b>	<b>4.1</b>	<b>52</b>	<b>6</b>
<b>Opponents</b>	<b>515</b>	<b>2195</b>	<b>4.3</b>	<b>62t</b>	<b>17</b>

Receiving	No.	Yds	Avg	Long	TD
Walker	63	890	14.1	68	4
Wright	57	715	12.5	48	6
N. Washington	40	647	16.2	80t	2
Hunter	28	498	17.8	75t	3
McCluster	26	197	7.6	25	1
L. Washington	22	159	7.2	25	2
Hagan	19	254	13.4	38t	1
Sankey	18	133	7.4	18	0
Coffman	6	64	10.7	18	1
Durham	6	54	9.0	14	0
Battle	5	28	5.6	12	0
Stevens	2	26	13.0	20	0
Thompson	2	24	12.0	13	0
Andrews	2	11	5.5	6	0
Greene	1	13	13.0	13	0
Klug	1	9	9.0	9	0
Schwenke	1	6	6.0	6	0
Whitehurst	0	10	---	10	0
<b>Team</b>	<b>299</b>	<b>3738</b>	<b>12.5</b>	<b>80t</b>	<b>20</b>
<b>Opponents</b>	<b>347</b>	<b>3995</b>	<b>11.5</b>	<b>80</b>	<b>28</b>

Interceptions	No.	Yds	Avg	Long	TD
McCourt	3	0	0.0	0	0
Woodyard	2	20	10.0	13	0
Griffin	2	12	6.0	12	0
Wreh-Wilson	1	34	34.0	34	0
Stafford	1	33	33.0	33	0
Huff	1	23	23.0	23t	1
Ghee	1	0	0.0	0	0
Wilson	1	0	0.0	0	0
<b>Team</b>	<b>12</b>	<b>122</b>	<b>10.2</b>	<b>34</b>	<b>1</b>
<b>Opponents</b>	<b>16</b>	<b>214</b>	<b>13.4</b>	<b>67</b>	<b>1</b>

Punting	No.	Yds	Avg	Net	TB	In	Lg	B
Kern	88	4118	46.8	40.8	7	28	79	1
<b>Team</b>	<b>89</b>	<b>4118</b>	<b>46.3</b>	<b>40.8</b>	<b>7</b>	<b>28</b>	<b>79</b>	<b>1</b>
<b>Opponents</b>	<b>73</b>	<b>3356</b>	<b>46.0</b>	<b>41.2</b>	<b>7</b>	<b>26</b>	<b>69</b>	<b>0</b>

Punt Returns	Ret	FC	Yds	Avg	Long	TD
McCluster	22	14	155	7.0	48	0
L. Washington	7	4	47	6.7	10	0
Griffin	1	0	5	5.0	5	0
<b>Team</b>	<b>30</b>	<b>18</b>	<b>207</b>	<b>6.9</b>	<b>48</b>	<b>0</b>
<b>Opponents</b>	<b>43</b>	<b>25</b>	<b>350</b>	<b>8.1</b>	<b>30</b>	<b>0</b>

Kickoff Returns	No.	Yds	Avg	Long	TD
L. Washington	31	738	23.8	52	0
Sankey	7	198	28.3	42	0
Andrews	5	110	22.0	27	0
Battle	2	43	21.5	22	0
Klug	2	32	16.0	20	0
Martin	1	0	0.0	0	0
<b>Team</b>	<b>48</b>	<b>1121</b>	<b>23.4</b>	<b>52</b>	<b>0</b>
<b>Opponents</b>	<b>31</b>	<b>855</b>	<b>27.6</b>	<b>107t</b>	<b>1</b>

Field Goals	1-19	20-29	30-39	40-49	50+
Succop	0/0	5/5	7/7	5/8	2/2
<b>Team</b>	<b>0/0</b>	<b>5/5</b>	<b>7/7</b>	<b>5/8</b>	<b>2/2</b>
<b>Opponents</b>	<b>1/1</b>	<b>9/9</b>	<b>12/12</b>	<b>7/11</b>	<b>4/6</b>

**Succop:** (36G,31G,46G,47G) (47G) (40N,44N) (36G) () (25G,21G,42G) (36G) (35G) () (20G) (20G) () (42N) (40G,33G,51G) (50G,23G) (31G)

**OPP:** (35G,48N) (48G,44G,51G,48G) (29G) (31G,30G) (38G,42G) (55B) (31G,31G,27G,22G) (30G,29G,49G) () (49G,23G) (36G,26G,49N,35G,30G,50G) (37G,43B) (20G,19G,36G,52G,42G) (53N,51G) () (23G,46N,26G)

**FUM/Lost:** Mettenberger 4/2, Locker 3/1, L. Washington 3/1, Whitehurst 3/0, Sankey 2/2, Spencer 2/0, Walker 2/0, Greene 1/1, McCluster 1/1, Schwenke 1/1, Wright 1/1



## 2014 TENNESSEE TITANS REGULAR SEASON DEFENSIVE STATISTICS

PLAYER	TACKLES			SACKS		INTERCEPTIONS						FUMBLES			
	Tot	Solo	Asst	Sk	Yds	QBP	TFL	No	Yds	Lg	TD	PD	FF	FR	Yds
Woodyard, Wesley	134	66	68	2.5	12.0	9	8	2	20	13	0	4	0	0	0
Griffin, Michael	115	83	32	3.0	20.0	3	7	2	12	12	0	5	0	0	0
Williamson, Avery	107	55	52	3.0	19.5	8	8	0	0	0	0	4	0	2	43
Casey, Jurrell	86	58	28	5.0	40.0	27	13	0	0	0	0	1	0	0	0
McCourty, Jason	85	77	8	0.0	0.0	0	1	3	0	0	0	13	2	1	62
Morgan, Derrick	82	52	30	6.5	35.5	27	13	0	0	0	0	9	2	0	0
Wilson, George	65	49	16	1.0	0.0	0	4	1	0	0	0	4	0	0	0
Wreh-Wilson, Blidi	57	47	10	0.0	0.0	1	0	1	34	34	0	10	0	0	0
Hill, Sammie	47	30	17	3.0	9.0	8	7	0	0	0	0	6	0	0	0
Pitoitua, Ropati	45	21	24	2.0	5.0	2	5	0	0	0	0	2	0	1	0
Sensabaugh, Coty	44	37	7	1.0	6.0	1	0	0	0	0	0	7	0	0	0
Wimbley, Kamerion	41	18	23	2.0	14.0	6	4	0	0	0	0	3	0	0	0
Stafford, Daimion	33	24	9	1.0	12.0	2	2	1	33	33	0	3	0	0	0
Klug, Karl	31	21	10	2.0	15.0	5	5	0	0	0	0	0	0	0	0
Woods, Al	31	14	17	1.0	7.0	1	2	0	0	0	0	0	0	0	0
Phillips, Shaun	28	14	14	2.0	2.0	9	3	0	0	0	0	2	0	0	0
Martin, Mike	28	10	18	0.0	0.0	10	0	0	0	0	0	0	0	0	0
Pollard, Bernard	26	22	4	1.0	3.0	3	2	0	0	0	0	1	0	0	0
Gooden, Zaviar	24	15	9	0.0	0.0	1	1	0	0	0	0	0	0	0	0
Groves, Quentin	19	12	7	1.0	9.0	2	3	0	0	0	0	0	0	0	0
Huff, Marqueston	14	8	6	1.0	12.0	1	1	1	23	23t	1	1	0	0	0
Jones, DaQuan	13	7	6	1.0	1.0	3	2	0	0	0	0	0	1	0	0
Harris, Brandon	9	8	1	0.0	0.0	0	0	0	0	0	0	3	0	0	0
Moch, Dontay	4	3	1	0.0	0.0	1	0	0	0	0	0	1	0	0	0
Ghee, Brandon	3	3	0	0.0	0.0	0	0	1	0	0	0	1	0	0	0
Brown, Zach	1	1	0	0.0	0.0	1	0	0	0	0	0	0	0	0	0
Anderson, James	0	0	0	0.0	0.0	0	0	0	0	0	0	0	0	0	0
Ayers, Akeem	0	0	0	0.0	0.0	0	0	0	0	0	0	0	0	0	0
Burnett, Kaelin	0	0	0	0.0	0.0	0	0	0	0	0	0	0	0	0	0
Staples, Justin	0	0	0	0.0	0.0	0	0	0	0	0	0	0	0	0	0
Thomas, Jemea	0	0	0	0.0	0.0	0	0	0	0	0	0	0	0	0	0
Wooten, Khalid	0	0	0	0.0	0.0	0	0	0	0	0	0	0	0	0	0
TEAM TOTALS:	1,172	755	417	39.0	222.0	131	91	12	122	34	1	80	5	4	105

### TITANS SPECIAL TEAMS STATISTICS

PLAYER	TACKLES			FUMBLES		BLOCKS		
	Tot	Solo	Asst	FF	FR	PAT	FG	PUNT
Stafford, Daimion	13	6	7	0	0	0	0	0
Huff, Marqueston	11	5	6	0	0	0	0	0
Brinkley, Beau	10	9	1	0	0	0	0	0
Battle, Jackie	10	5	5	0	0	0	0	0
Gooden, Zaviar	8	6	2	0	0	0	0	0
Groves, Quentin	7	7	0	0	0	0	0	0
Williamson, Avery	7	4	3	0	0	0	0	0
Anderson, James	6	5	1	0	0	0	0	0
Hagan, Derek	5	4	1	0	0	0	0	0
Wilson, George	4	4	0	0	0	0	0	0
Sensabaugh, Coty	4	3	1	0	0	0	0	0
Wimbley, Kamerion	4	3	1	0	0	0	0	0
Staples, Justin	4	1	3	0	0	0	0	0
Thompson, Taylor	3	3	0	0	0	0	0	0
Burnett, Kaelin	3	2	1	0	0	0	0	0
Ayers, Akeem	3	0	3	0	0	0	0	0
Griffin, Michael	2	2	0	0	0	0	0	0
Harris, Brandon	2	0	2	0	0	0	0	0
Woodyard, Wesley	2	0	2	0	0	0	0	0
Hill, Sammie	0	0	0	0	0	0	1	0
Woods, Al	0	0	0	0	0	0	1	0
<b>TEAM TOTALS:</b>	<b>108</b>	<b>69</b>	<b>39</b>	<b>0</b>	<b>0</b>	<b>0</b>	<b>2</b>	<b>0</b>

### MISCELLANEOUS STATISTICS

PLAYER	TACKLES			FUMBLES	
	Tot	Solo	Asst	FF	FR
Schwenke, Brian	3	3	0	0	0
Wright, Kendall	3	2	1	0	0
Hunter, Justin	2	2	0	0	1
Washington, Leon	2	2	0	0	1
Andrews, Antonio	1	1	0	0	0
Levitte, Andy	1	1	0	0	1
Sankey, Bishop	1	1	0	0	0
Svitek, Will	1	1	0	0	0
Walker, Delanie	1	1	0	0	3
Warmack, Chance	1	1	0	0	0
Washington, Nate	1	0	1	0	0
Locker, Jake	0	0	0	0	2
Stingily, Byron	0	0	0	0	1
Whitehurst, Charlie	0	0	0	0	2
<b>TEAM TOTALS:</b>	<b>17</b>	<b>15</b>	<b>2</b>	<b>0</b>	<b>11</b>

#### Legend:

**Tot** . . . . . Total Tackles  
**Solo** . . . . . Unassisted Tackles  
**Asst** . . . . . Assisted Tackles  
**Sk** . . . . . Quarterback Sacks  
**Yds** . . . . . Yards Lost on Sack  
**QB** . . . . . Quarterback Pressure  
**TFL** . . . . . Tackle for Loss  
**Int** . . . . . Interceptions  
**Yds** . . . . . Interception Return Yards  
**TD** . . . . . Interceptions Return Touchdowns  
**PD** . . . . . Passes Defensed  
**FF** . . . . . Forced Fumble  
**FR** . . . . . Fumble Recoveries  
**Yds** . . . . . Yards on Fumble Returns

## 2014 TENNESSEE TITANS PRESEASON STATISTICS

Won 2, Lost 2

Date	W-L	Score	OT	Opponent	Attendance
08/09	W	20-16		Green Bay	69,143*
08/15	L	24-31		New Orleans	73,002*
08/23	W	24-17		Atlanta	68,957*
08/28	L	3-19		Minnesota	69,143*

\* Sellout

Statistic	Tenn.	Opp.
<b>Total First Downs</b>	<b>81</b>	<b>79</b>
Rushing	21	20
Passing	42	49
Penalty	18	10
3rd Down: Made/Att	21/46	25/56
3rd Down Pct.	45.7	44.6
4th Down: Made/Att	1/2	1/6
4th Down Pct.	50.0	16.7
<b>Possession Avg.</b>	<b>28:43</b>	<b>31:17</b>
<b>Total Net Yards</b>	<b>1396</b>	<b>1378</b>
Avg. Per Game	349.0	344.5
Total Plays	236	256
Avg. Per Play	5.9	5.4
<b>Net Yards Rushing</b>	<b>451</b>	<b>503</b>
Avg. Per Game	112.8	125.8
Total Rushes	106	121
<b>Net Yards Passing</b>	<b>945</b>	<b>875</b>
Avg. Per Game	236.3	218.8
Sacked/Yards Lost	12/89	9/58
Gross Yards	1034	933
Att./Completions	118/80	126/82
Completion Pct.	67.8	65.1
Had Intercepted	3	0
<b>Punts/Average</b>	<b>14/39.4</b>	<b>17/43.2</b>
<b>Net Punting Avg.</b>	<b>14/37.0</b>	<b>17/38.3</b>
<b>Penalties/Yards</b>	<b>30/324</b>	<b>46/401</b>
<b>Fumbles/Ball Lost</b>	<b>9/6</b>	<b>7/1</b>
<b>Touchdowns</b>	<b>8</b>	<b>9</b>
Rushing	3	2
Passing	5	7
Returns	0	0

Score By Periods	Q1	Q2	Q3	Q4	OT	PTS
<b>Team</b>	<b>13</b>	<b>20</b>	<b>10</b>	<b>28</b>	<b>0</b>	<b>71</b>
<b>Opponents</b>	<b>28</b>	<b>33</b>	<b>9</b>	<b>13</b>	<b>0</b>	<b>83</b>

Scoring	TD	Rush	Rec	Ret	K-PAT	FG	S	PTS
Sankey	2	1	1	0			0	14
Bonani	0	0	0	0	3/4	3/4	0	12
Hunter	2	0	2	0			0	12
Coons	0	0	0	0	3/3	2/3	0	9
Battle	1	1	0	0			0	6
Coffman	1	0	1	0			0	6
Greene	1	1	0	0			0	6
N. Washington	1	0	1	0			0	6
<b>Team</b>	<b>8</b>	<b>3</b>	<b>5</b>	<b>0</b>	<b>6/7</b>	<b>5/7</b>	<b>0</b>	<b>71</b>
<b>Opponents</b>	<b>9</b>	<b>2</b>	<b>7</b>	<b>0</b>	<b>8/8</b>	<b>7/7</b>	<b>0</b>	<b>83</b>

2-Pt Conv: Sankey, **TM 1-1, OP 0-1**

**Sacks:** Dixon 2, Ayers 1, Bailey 1, Casey 1, Edwards 1, Hill 1, Huff 1, (group) 1, **TM 9, OPP 12**

**FUM/Lost:** Mettenberger 3/3, Davis 1/0, Greene 1/1, Hagan 1/1, Locker 1/0, Sankey 1/1, Whitehurst 1/0

Rushing	No.	Yds	Avg	Long	TD
Sankey	42	155	3.7	13	1
Andrews	21	137	6.5	47	0
Greene	19	81	4.3	14	1
McCluster	7	27	3.9	10	0
Locker	4	21	5.3	12	0
Whitehurst	3	11	3.7	9	0
Battle	2	9	4.5	7t	1
Mettenberger	6	6	1.0	5	0
Davis	2	4	2.0	4	0
<b>Team</b>	<b>106</b>	<b>451</b>	<b>4.3</b>	<b>47</b>	<b>3</b>
<b>Opponents</b>	<b>121</b>	<b>503</b>	<b>4.2</b>	<b>20t</b>	<b>2</b>

Receiving	No.	Yds	Avg	Long	TD
Thompson	13	154	11.8	20	0
Hunter	10	217	21.7	64t	2
Coffman	6	107	17.8	26	1
Mariani	6	53	8.8	13	0
Preston	6	45	7.5	9	0
N. Washington	4	107	26.8	63t	1
Robiskie	4	56	14.0	38	0
Hagan	4	45	11.3	16	0
Sankey	4	41	10.3	23	1
K. Wright	4	38	9.5	18	0
Del. Walker	4	35	8.8	9	0
McCluster	3	26	8.7	14	0
Andrews	3	19	6.3	8	0
Williams	2	34	17.0	18	0
L. Washington	2	24	12.0	17	0
Richardson	2	22	11.0	19	0
Battle	2	7	3.5	11	0
Schepler	1	4	4.0	4	0
<b>Team</b>	<b>80</b>	<b>1034</b>	<b>12.9</b>	<b>64t</b>	<b>5</b>
<b>Opponents</b>	<b>82</b>	<b>933</b>	<b>11.4</b>	<b>52t</b>	<b>7</b>

Interceptions	No.	Yds	Avg	Long	TD
<b>Team</b>	<b>0</b>	<b>0</b>	<b>---</b>	<b>---</b>	<b>0</b>
<b>Opponents</b>	<b>3</b>	<b>27</b>	<b>9.0</b>	<b>19</b>	<b>0</b>

Punting	No.	Yds	Avg	Net	TB	In	Lg	B
Kern	14	552	39.4	37.0	1	6	58	0
<b>Team</b>	<b>14</b>	<b>552</b>	<b>39.4</b>	<b>37.0</b>	<b>1</b>	<b>6</b>	<b>58</b>	<b>0</b>
<b>Opponents</b>	<b>17</b>	<b>735</b>	<b>43.2</b>	<b>38.3</b>	<b>3</b>	<b>7</b>	<b>66</b>	<b>0</b>

Punt Returns	Ret	FC	Yds	Avg	Long	TD
Wooten	2	1	18	9.0	17	0
Mariani	1	3	6	6.0	6	0
McCluster	1	0	0	0.0	0	0
<b>Team</b>	<b>4</b>	<b>4</b>	<b>24</b>	<b>6.0</b>	<b>17</b>	<b>0</b>
<b>Opponents</b>	<b>6</b>	<b>3</b>	<b>14</b>	<b>2.3</b>	<b>8</b>	<b>0</b>

Kickoff Returns	No.	Yds	Avg	Long	TD
Mariani	6	152	25.3	36	0
Andrews	2	51	25.5	32	0
Wooten	2	53	26.5	29	0
L. Washington	1	14	14.0	14	0
<b>Team</b>	<b>11</b>	<b>270</b>	<b>24.5</b>	<b>36</b>	<b>0</b>
<b>Opponents</b>	<b>8</b>	<b>235</b>	<b>29.4</b>	<b>47</b>	<b>0</b>

Field Goals	1-19	20-29	30-39	40-49	50+
Bonani	0/0	1/1	0/1	1/1	1/1
Coons	0/0	0/0	1/1	0/0	1/2
<b>Team</b>	<b>0/0</b>	<b>1/1</b>	<b>1/2</b>	<b>1/1</b>	<b>2/3</b>
<b>Opponents</b>	<b>0/0</b>	<b>2/2</b>	<b>4/4</b>	<b>1/1</b>	<b>0/0</b>

Bonani: ( ) ( ) (44G,51G) (32N,29G)

Coons: ( ) (50G) (63N,39G) ( )

**TM:** ( ) (50G) (44G,63N,51G,39G) (32N,29G)

**OPP:** (32G) (34G) (22G) (45G,22G,35G,30G)

Passing	Att	Cmp	Yds	Cmp%	Yds/Att	TD	TD%	Int	Int%	Long	Sack/Lost	Rating
Whitehurst	185	105	1326	56.8	7.17	7	3.8	2	1.1	75t	18/103	87.4
Mettenberger	179	107	1412	59.8	7.89	8	4.5	7	3.9	80t	18/138	83.4
Locker	146	86	993	58.9	6.80	5	3.4	7	4.8	61t	14/85	70.9
Palmer	3	1	7	33.3	2.33	0	0.0	0	0.0	7	0/0	42.4
<b>Team</b>	<b>513</b>	<b>299</b>	<b>3738</b>	<b>58.3</b>	<b>7.29</b>	<b>20</b>	<b>3.9</b>	<b>16</b>	<b>3.1</b>	<b>80t</b>	<b>50/326</b>	<b>81.0</b>
<b>Opponents</b>	<b>545</b>	<b>347</b>	<b>3995</b>	<b>63.7</b>	<b>7.33</b>	<b>28</b>	<b>5.1</b>	<b>12</b>	<b>2.2</b>	<b>80</b>	<b>39/222</b>	<b>93.6</b>



## 2014 TENNESSEE TITANS PRESEASON DEFENSIVE STATISTICS

PLAYER	TACKLES			SACKS		TFL	INTERCEPTIONS					FUMBLES		
	Tot	Solo	Asst	Sk	Yds		No	Yds	Lg	TD	PD	FF	FR	Yds
Stafford, Daimion	15	10	5	0.0	0.0	0	0	0	-	0	0	0	0	0
Huff, Marqueston	14	9	5	1.0	14.0	1	0	0	-	0	1	0	0	0
Ayers, Akeem	13	10	3	1.0	3.0	2	0	0	-	0	0	0	0	0
Brown, Zach	13	8	5	0.0	0.0	0	0	0	-	0	0	0	0	0
Campbell, Tommie	11	11	0	0.0	0.0	0	0	0	-	0	0	0	0	0
Gooden, Zaviar	11	7	4	0.0	0.0	0	0	0	-	0	0	0	0	0
Williamson, Avery	11	6	5	0.0	0.0	0	0	0	-	0	0	0	0	0
Woodyard, Wesley	11	6	5	0.0	0.0	0	0	0	-	0	0	0	0	0
Fokou, Moise	10	8	2	0.0	0.0	0	0	0	-	0	0	0	0	0
Copeland, Brandon	9	7	2	0.0	0.0	1	0	0	-	0	0	0	0	0
Wilson, George	8	8	0	0.0	0.0	0	0	0	-	0	0	0	0	0
Pollard, Bernard	8	6	2	0.0	0.0	0	0	0	-	0	0	0	0	0
Sensabaugh, Coty	8	5	3	0.0	0.0	0	0	0	-	0	0	0	0	0
Wooten, Khalid	7	6	1	0.0	0.0	0	0	0	-	0	0	0	0	0
Bailey, Patrick	7	5	2	1.0	3.0	2	0	0	-	0	0	0	0	0
Griffin, Michael	7	5	2	0.0	0.0	1	0	0	-	0	0	0	0	0
Anderson, Ri'Shard	6	5	1	0.0	0.0	0	0	0	-	0	1	0	0	0
Anunoby, Chigbo	6	5	1	0.0	0.0	0	0	0	-	0	1	0	0	0
Klug, Karl	6	4	2	0.0	0.0	0	0	0	-	0	0	0	0	0
Jones, DaQuan	5	4	1	0.0	0.0	1	0	0	-	0	0	0	0	0
Wimbley, Kamerion	5	4	1	0.0	0.0	0	0	0	-	0	0	0	0	0
Casey, Jurrell	5	3	2	1.0	7.0	1	0	0	-	0	0	0	0	0
Woods, Al	5	0	5	0.0	0.0	0	0	0	-	0	0	0	0	0
Wright, Winston	4	4	0	0.0	0.0	0	0	0	-	0	0	0	0	0
Hill, Sammie	4	3	1	1.0	5.0	1	0	0	-	0	0	0	0	0
Smith, Hakeem	3	3	0	0.0	0.0	1	0	0	-	0	0	0	0	0
Dixon, Marcus	3	2	1	2.0	8.0	2	0	0	-	0	0	0	0	0
Pitoitua, Ropati	3	2	1	0.0	0.0	0	0	0	-	0	0	0	0	0
Wreh-Wilson, Blidi	3	2	1	0.0	0.0	0	0	0	-	0	0	0	0	0
Hinds, David	2	2	0	0.0	0.0	0	0	0	-	0	0	0	0	0
Pellerin, Micah	2	2	0	0.0	0.0	0	0	0	-	0	0	0	0	0
Phillips, Shaun	2	2	0	0.0	0.0	0	0	0	-	0	0	0	0	0
McCourty, Jason	2	1	1	0.0	0.0	0	0	0	-	0	1	0	0	0
Anthony, Marc	1	1	0	0.0	0.0	0	0	0	-	0	0	0	0	0
Edwards, Lavar	1	1	0	1.0	7.0	1	0	0	-	0	0	0	0	0
Morgan, Derrick	1	1	0	0.0	0.0	0	0	0	-	0	1	0	0	0
Williard, Jonathan	1	0	1	0.0	0.0	0	0	0	-	0	0	0	0	0
TEAM	0	1	0	1.0	11.0	0	0	0	-	0	0	0	0	0
<b>Total</b>	<b>233</b>	<b>169</b>	<b>65</b>	<b>9.0</b>	<b>58.0</b>	<b>14</b>	<b>0</b>	<b>0</b>	<b>-</b>	<b>0</b>	<b>5</b>	<b>0</b>	<b>0</b>	<b>0</b>

### TITANS PRESEASON SPECIAL TEAMS STATISTICS

PLAYER	TACKLES			FUMBLES		BLOCKS		
	Tot	Solo	Asst	FF	FR	PAT	FG	PUNT
Bailey, Patrick	2	2	0	0	0	0	0	0
Bonani, Maikon	1	1	0	0	0	0	0	0
Campbell, Tommie	1	1	0	0	0	0	0	0
Coons, Travis	1	1	0	0	0	0	0	0
Hagan, Derek	1	1	0	0	0	0	0	0
Huff, Marqueston	1	1	0	0	0	0	0	0
Mooney, Collin	1	1	0	0	0	0	0	0
Roos, Michael	1	1	0	0	0	0	0	0
Schepler, Jason	1	1	0	0	0	0	0	0
Stafford, Daimion	1	1	0	0	0	0	0	0
Thompson, Taylor	1	1	0	0	0	0	0	0
Wreh-Wilson, Blidi	1	1	0	0	0	0	0	0
Gooden, Zaviar	0	0	0	0	1	0	0	0
<b>TEAM TOTALS:</b>	<b>13</b>	<b>13</b>	<b>0</b>	<b>0</b>	<b>1</b>	<b>0</b>	<b>0</b>	<b>0</b>

### MISCELLANEOUS STATISTICS

PLAYER	TACKLES			FUMBLES	
	Tot	Solo	Asst	FF	FR
Battle, Jackie	1	1	0	0	0
Hagan, Derek	1	1	0	0	0
Ikard, Gabe	1	1	0	0	0
Lewan, Taylor	1	1	0	0	0
McCray, Justin	1	1	0	0	0
Richardson, Rico	1	1	0	0	0
Stingily, Byron	1	1	0	0	0
Walker, Delanie	1	1	0	0	0
Davis, Dominique	0	0	0	0	1
Locker, Jake	0	0	0	0	1
Whitehurst, Charlie	0	0	0	0	1
<b>TEAM TOTALS:</b>	<b>8</b>	<b>8</b>	<b>0</b>	<b>0</b>	<b>3</b>

#### Legend:

**Tot** . . . . . Total Tackles  
**Solo** . . . . . Unassisted Tackles  
**Asst** . . . . . Assisted Tackles  
**Sk** . . . . . Quarterback Sacks  
**Yds** . . . . . Yards Lost on Sack  
**QBP** . . . . . Quarterback Pressure  
**TFL** . . . . . Tackle for Loss  
**Int** . . . . . Interceptions  
**Yds** . . . . . Interception Return Yards  
**TD** . . . . . Interceptions Return Touchdowns  
**PD** . . . . . Passes Defensed  
**FF** . . . . . Forced Fumble  
**FR** . . . . . Fumble Recoveries  
**Yds** . . . . . Yards on Fumble Returns

## THE LAST TIME THE TENNESSEE TITANS ...

### KICKOFF RETURNED FOR TOUCHDOWN

**Regular Season:**

By Titans—Darius Reynaud vs. Detroit (105 yards), 9/23/12  
By Opponents—Josh Huff, at Philadelphia (107 yards), 11/23/14

**Playoffs:**

By Titans—Derrick Mason, at Jacksonville (80 yards), 1/23/00  
By Opponents—Never Happened

### PUNT RETURNED FOR TOUCHDOWN

**Regular Season:**

By Titans—Darius Reynaud vs. Jacksonville (twice—69 yards and 81 yards), 12/30/12  
By Opponents—Glenn Martinez at Denver (80 yards), 11/19/07

**Playoffs:**

By Titans—Never Happened  
By Opponents—Never Happened

### INTERCEPTION RETURNED FOR TOUCHDOWN

**Regular Season:**

By Titans—Marqueston Huff vs. N.Y. Giants (23 yards), 12/7/14  
By Opponents—William Gay (28 yards), vs. Pittsburgh, 11/17/14

**Playoffs:**

By Titans—Bubba McDowell, at Buffalo (58 yards), 1/3/93  
By Opponents—Will Demps at Baltimore (56 yards), 1/3/04

### FUMBLE RETURNED FOR TOUCHDOWN

**Regular Season:**

By Titans—Jason McCourty (62 yards) at Houston, 11/30/14  
By Opponents—Markus Kuhn (26 yards), vs. N.Y. Giants, 12/7/14

**Playoffs:**

By Titans—Never Happened  
By Opponents—Never Happened

### FIELD GOAL BLOCKED

**Regular Season:**

By Titans—Al Woods at Houston (Randy Bullock), 11/30/14  
By Opponents—Muhammad Wilkerson, N.Y. Jets (Rob Bironas), 12/17/12

**Playoffs:**

By Titans—Never Happened  
By Opponents—Richard Seymour, at New England, 1/10/04

### FIELD GOAL BLOCKED, RETURNED FOR TD

**Regular Season:**

By Titans—Donald Mitchell (69 yards) at Detroit (Jason Hanson's FG blocked by Henry Ford), 10/21/01  
By Opponents—Rob Morris (68 yards), at Indianapolis (Gary Anderson's FG blocked by Montae Reagor), 12/5/04

**Playoffs:**

By Titans—Never Happened  
By Opponents—Anthony Mitchell, vs. Baltimore (90 yards), 1/7/01

### PUNT BLOCKED

**Regular Season:**

By Titans—Tim Shaw vs. Pittsburgh (Drew Butler), 10/11/12  
By Opponents—Tank Carder, vs. Cleveland (Brett Kern), 10/5/14

**Playoffs:**

By Titans—Chris Coleman, vs. Baltimore (Kyle Richardson, twice), 1/7/01  
By Opponents—Jerry Olsavsky, vs. Pittsburgh (Greg Montgomery), 12/31/89

### PUNT BLOCKED AND RETURNED FOR TD

**Regular Season:**

By Titans—Jason McCourty vs. Indianapolis, 10/30/11 (Pat McAfee's punt blocked by Patrick Bailey and recovered in end zone by McCourty)  
By Opponents—Mike Harris (19 yards), vs. Jacksonville (Brett Kern's punt blocked by Mike Harris), 12/30/12

**Playoffs:**

By Titans—Never Happened  
By Opponents—Never Happened

### MISSED PAT

**Regular Season:**

By Titans—Rob Bironas (wide right) at Jacksonville, 1/1/06  
By Opponents—Josh Scobee (blocked by Bernard Pollard), at Jacksonville, 12/22/13

**Playoffs:**

By Titans—Never Happened  
By Opponents—David Treadwell (Wide Left), at Denver, 1/4/92

### TWO-POINT CONVERSION MADE

**Regular Season:**

By Titans—Kenny Britt (pass from Matt Hasselbeck) vs. Chicago, 11/4/12  
By Opponents—Arian Foster run, at Houston, 9/15/13

**Playoffs:**

By Titans—Never Happened  
By Opponents—Plaxico Burress (pass from Hines Ward) vs. Pittsburgh, 1/11/03

### TWO-POINT CONVERSION FAILED

**Regular Season:**

By Titans—vs. Houston (run failed), 10/26/14  
By Opponents—vs. N.Y. Jets (pass incomplete), 12/14/14

**Playoffs:**

By Titans—vs. St. Louis (pass incomplete), 1/30/00  
By Opponents—Buffalo (pass incomplete), 1/8/00

### SAFETY SCORED

**Regular Season:**

By Titans—Jets quarterback Geno Smith penalized for intentional grounding in the end zone, vs. N.Y. Jets, 12/14/14  
By Opponents—Ball out of bounds in end zone after Brett Kern's punt blocked by Tank Carder, vs. Cleveland, 10/5/14

**Playoffs:**

By Titans—Josh Evans and Jason Fisk at Jacksonville (sacked Mark Brunell), 1/23/00  
By Opponents—Dan Pastorini ran out of the End Zone at Miami, 12/24/78

### 200 YARDS RUSHING

**Regular Season:**

By Titans—Chris Johnson vs. Jacksonville (228 yards), 11/1/09  
By Opponents—Le'Veon Bell, vs. Pittsburgh (204 yards), 11/17/14

**Playoffs:**

By Titans—Never Happened  
By Opponents—Never Happened

### 150 YARDS RUSHING

**Regular Season:**

By Titans—Chris Johnson at St. Louis (150 yards), 11/3/13  
By Opponents—Le'Veon Bell, vs. Pittsburgh (204 yards), 11/17/14

**Playoffs:**

By Titans—Eddie George, at Indianapolis (162 yards), 1/16/00  
By Opponents—Paul Lowe, vs. Los Angeles Chargers (165 yards), 1/1/61

### 100 YARDS RUSHING

**Regular Season:**

By Titans—Chris Johnson vs. Houston (127 yards), 12/29/13  
By Opponents—Andre Williams, vs. N.Y. Jets (131 yards), 12/7/14

**Playoffs:**

By Titans—Eddie George, at Indianapolis (162 yards), 1/16/00  
By Opponents—Fred Taylor, at Jacksonville (110 yards), 1/23/00

### 400 YARDS PASSING

**Regular Season:**

By Titans—Ryan Fitzpatrick, vs. Arizona (402 yards), 12/15/13  
By Opponents—Tony Romo, at Dallas (406 yards), 10/10/10

**Playoffs:**

By Titans—Never Happened  
By Opponents—Kurt Warner, vs. St. Louis (414), 1/30/00

### 300 YARDS PASSING

**Regular Season:**

By Titans—Zach Mettenberger, at Philadelphia (345 yards), 11/23/14  
By Opponents—Ryan Fitzpatrick, at Houston (358 yards), 11/30/14

**Playoffs:**

By Titans—Steve McNair vs. Pittsburgh (338 yards), 1/11/03  
By Opponents—Kurt Warner, St. Louis (414 yards), 1/30/00

### 200 YARDS RECEIVING

**Regular Season:**

By Titans—Kenny Britt vs. Philadelphia (225 yards), 10/24/10  
By Opponents—DeAndre Hopkins, at Houston (238 yards), 11/30/14

**Playoffs:**

By Titans—Never Happened  
By Opponents—Never Happened



## THE LAST TIME THE TENNESSEE TITANS ...

### 150 YARDS RECEIVING

#### Regular Season:

By Titans—Delanie Walker, at Philadelphia (155 yards), 11/23/14  
By Opponents—DeAndre Hopkins, at Houston (238 yards), 11/30/14

#### Playoffs:

By Titans—Never Happened  
By Opponents—Isaac Bruce, St. Louis (162 yards), 1/30/00

### 100 YARDS RECEIVING

#### Regular Season:

By Titans—Nate Washington, vs. N.Y. Jets (102 yards), 12/14/14  
By Opponents—Eric Decker, vs. N.Y. Jets (100 yards), 12/14/14

#### Playoffs:

By Titans—Justin Gage vs. Baltimore (135 yards), 1/10/09  
By Opponents—Chris Chambers (121 yards) and Vincent Jackson (114), at San Diego, 1/6/08

### FIVE TOUCHDOWN PASSES

#### Regular Season:

By Titans—Steve McNair vs. Jacksonville, 12/26/99  
By Opponents—Ryan Fitzpatrick, at Houston (6), 11/30/14

#### Playoffs:

By Titans—Never Happened  
By Opponents—Daryle Lamonica, at Oakland (6), 12/21/69

### FOUR TOUCHDOWN PASSES

#### Regular Season:

By Titans—Ryan Fitzpatrick, vs. Arizona, 12/15/13  
By Opponents—Ryan Fitzpatrick, at Houston (6), 11/30/14

#### Playoffs:

By Titans—Warren Moon at Buffalo, 1/3/93  
By Opponents—Frank Reich, at Buffalo, 1/3/93

### THREE TOUCHDOWN RECEPTIONS

#### Regular Season:

By Titans—Kenny Britt vs. Philadelphia, 10/24/10  
By Opponents—Brandon Marshall, vs. Chicago, 11/4/12

#### Playoffs:

By Titans—Never Happened  
By Opponents—Andre Reed, Buffalo, 1/3/93

### TWO TOUCHDOWN RECEPTIONS

#### Regular Season:

By Titans—Kendall Wright, vs. Cleveland, 10/5/14  
By Opponents—Coby Fleener, vs. Indianapolis, 12/28/14

#### Playoffs:

By Titans—Haywood Jeffires at Buffalo, 1/3/93  
By Opponents—Hines Ward, Pittsburgh, 1/11/03

### THREE TOUCHDOWNS RUSHING

#### Regular Season:

By Titans—LenDale White at Kansas City, 10/19/08  
By Opponents—Corey Dillon, Cincinnati (4), 12/4/97

#### Playoffs:

By Titans—Never Happened  
By Opponents—Never Happened

### TWO TOUCHDOWNS RUSHING

#### Regular Season:

By Titans—Shonn Greene, at Denver, 12/8/13  
By Opponents—Justin Forsett, at Baltimore, 11/9/14

#### Playoffs:

By Titans—Steve McNair at Oakland, 1/19/03  
By Opponents—Antwain Smith, vs. Buffalo, 1/8/00

### FOUR FIELD GOALS

#### Regular Season:

By Titans—Ryan Succop at Kansas City, 9/7/14  
By Opponents—Josh Brown, vs. N.Y. Giants (5), 12/7/14

#### Playoffs:

By Titans—Al Del Greco, at Indianapolis, 1/16/00  
By Opponents—Gary Anderson (OT) vs. Pittsburgh, 12/31/89

### THREE FIELD GOALS

#### Regular Season:

By Titans—Ryan Succop vs. N.Y. Jets, 12/14/14  
By Opponents—Josh Brown, vs. N.Y. Giants (5), 12/7/14

#### Playoffs:

By Titans—Al Del Greco, at Indianapolis (4), 1/16/00  
By Opponents—Jeff Reed, Pittsburgh, 1/11/03

### THREE INTERCEPTIONS

#### Regular Season:

By Titans—Keith Bulluck at New Orleans (3), 9/24/07  
By Opponents—Glover Quin, at Houston (3), 11/28/10

#### Playoffs:

By Titans—Vernon Perry at San Diego (4\*), 12/29/79  
By Opponents—Never Happened

### TWO INTERCEPTIONS

#### Regular Season:

By Titans—Jason McCourty at Kansas City, 9/7/14  
By Opponents—Mike Adams, at Indianapolis, 9/28/14

#### Playoffs:

By Titans—Bubba McDowell vs. N.Y. Jets, 12/29/91  
By Opponents—Johnny Robinson, vs. Dallas Texans, 12/23/62

### THREE SACKS

#### Regular Season:

By Titans—Jason Jones vs. Pittsburgh (3.5), 12/21/08  
By Opponents—Darnell Dockett, vs. Arizona, 11/29/09

#### Playoffs:

By Titans—Andy Dorris vs. Denver, 12/23/79  
By Opponents—Willie McGinest, at New England, 1/10/04

### SCORED 50 POINTS

#### Regular Season:

By Titans—Oilers 58, Cleveland 14, 12/9/90  
By Opponents—Titans 28, at Denver 51, 12/8/13

#### Playoffs:

By Titans—Never Happened  
By Opponents—at Oakland 56, Oilers 7, 12/21/69

### SCORED 40 POINTS

#### Regular Season:

By Titans—Titans 44, vs. Detroit 41, 9/23/12  
By Opponents—Titans 24, at Houston 45, 11/30/14

#### Playoffs:

By Titans—Never Happened  
By Opponents—at Oakland 41, Titans 24, 1/19/03

### WON OVERTIME GAME

#### Regular Season:

By Titans—Lions 41 at Titans 44, 9/23/12  
By Opponents—Cardinals 37 at Titans 34, 12/15/13

#### Playoffs:

By Titans—Titans 34, Pittsburgh 31, 1/11/03  
By Opponents—at Buffalo 41, Oilers 38, 1/3/93

### SHUTOUT

#### Regular Season:

By Titans—Titans 31, Dallas 0, 12/25/00  
By Opponents—Titans 0, at Houston 20, 11/28/10

#### Playoffs:

By Titans—Never Happened  
By Opponents—Never Happened

### 500 TOTAL NET YARDS

#### Regular Season:

By Titans—vs. Arizona (532 yards), 11/29/09  
By Opponents—at Denver (551 yards), 12/8/13

#### Playoffs:

By Titans—Never Happened  
By Opponents—Never Happened

### 400 TOTAL NET YARDS

#### Regular Season:

By Titans—vs. Cleveland (410 yards), 10/5/14  
By Opponents—vs. N.Y. Giants (402 yards), 12/7/14

#### Playoffs:

By Titans—vs. Pittsburgh (430 yards), 1/11/03  
By Opponents—St. Louis (436 yards), 1/30/00

## LAST TIME IN A SEASON THE TITANS ...

### TEAM OFFENSE

Ranked 1st in Overall Offense — 1990  
 Ranked 1st in Rushing Offense — 1967 (AFL)  
 Ranked 1st in Passing Offense — 1992

### TEAM DEFENSE

Ranked 1st in Overall Defense — 2000  
 Ranked 1st in Rushing Defense — 2003  
 Ranked 1st in Passing Defense — 2000

### GAMES WON

10 Wins — 2008 (13-3)  
 11 Wins — 2008 (13-3)  
 12 Wins — 2008 (13-3)  
 13 Wins — 2008 (13-3)

### ADVANCED IN PLAYOFFS

Wild Card Round — 2008 (Divisional Round)  
 Divisional Round — 2008  
 Conference Championship — 2002  
 Super Bowl — 1999

### RUSHING

1,000 Yards — Chris Johnson (1,077), 2013  
 1,500 Yards — Chris Johnson (2,006), 2009  
 2,000 Yards — Chris Johnson (2,006), 2009  
 300 Attempts — Chris Johnson (316), 2010  
 400 Attempts — Eddie George (403), 2000  
 10 Touchdowns — Chris Johnson (11), 2010  
 15 Touchdowns — Lendale White (15), 2008

### PASSING

3,000 Yards — Matt Hasselbeck (3,571), 2011  
 3,500 Yards — Matt Hasselbeck (3,571), 2011  
 4,000 Yards — Warren Moon (4,690), 1991  
 400 Attempts — Matt Hasselbeck (518), 2011  
 500 Attempts — Matt Hasselbeck (518), 2011  
 600 Attempts — Warren Moon (655), 1991  
 20 Touchdowns — Steve McNair (24), 2003  
 30 Touchdowns — Warren Moon (33), 1990  
 90.0 Passer Rating — Steve McNair (100.4), 2003  
 100.0 Passer Rating — Steve McNair (100.4), 2003

### RECEIVING

80 Receptions — Kendall Wright (94), 2013  
 90 Receptions — Kendall Wright (94), 2013  
 100 Receptions — Haywood Jeffires (100), 1991  
 1,000 Yards — Kendall Wright (1,079), 2013  
 1,500 Yards — Charlie Hennigan (1,546), 1964  
 10 Touchdowns — Drew Bennett (11), 2004  
 15 Touchdowns — Bill Groman (17), 1961

### SCORING

100 Points — Rob Bironas (116), 2013  
 110 Points — Rob Bironas (116), 2013  
 120 Points — Rob Bironas (121), 2011  
 130 Points — Rob Bironas (133), 2007  
 30 Field Goals — Rob Bironas (35), 2007  
 35 Field Goals — Rob Bironas (35), 2007  
 10 Touchdowns — Chris Johnson (10), 2013  
 15 Touchdowns — Chris Johnson (16), 2009

### DEFENSE

7 Interceptions — Michael Griffin (7), 2008  
 8 Interceptions — Richard Johnson (8), 1990  
 9 Interceptions — Mike Reinfeldt (12), 1979  
 10 Interceptions — Mike Reinfeldt (12), 1979  
 10 Sacks — Jurrell Casey (10.5), 2013  
 12 Sacks — Jason Babin (12.5), 2010  
 14 Sacks — Jevon Kearse (14.5), 1999  
 150 Tackles — Stephen Tulloch (169) & Michael Griffin (153), 2010  
 175 Tackles — Keith Bulluck (180), 2002  
 200 Tackles — Gregg Bingham (212), 1980

## TITANS RECORDS AT A GLANCE

### Team record holders in major statistical categories

### SCORING

Points (Game) — 30 by Billy Cannon (5 TDs) at N.Y. Titans, 12/10/61  
 Points (Season) — 136 by Al Del Greco, 1998  
 Points (Career) — 1,060 by Al Del Greco, 1991-00  
 Touchdowns (Game) — 5 by Billy Cannon at N.Y. Titans, 12/10/61  
 Touchdowns (Season) — 19 by Earl Campbell, 1979  
 Touchdowns (Career) — 74 by Eddie George, 1996-03  
 Field Goals (Game) — 8 by Rob Bironas at Hou., 10/21/07  
 Field Goals (Season) — 36 by Al Del Greco, 1998  
 Field Goals (Career) — 246 by Al Del Greco, 1991-00

### RUSHING

Rushing Yards (Game) — 228 by Chris Johnson vs. Jax, 11/1/09  
 Rushing Yards (Season) — 2,006 by Chris Johnson, 2009  
 Rushing Yards (Career) — 10,009 by Eddie George, 1996-03  
 Rushing Touchdowns (Game) — 4 by Earl Campbell vs. Mia., 11/20/78; Lorenzo White vs. Cle., 12/9/90  
 Rushing Touchdowns (Season) — 19 by Earl Campbell, 1979  
 Rushing Touchdowns (Career) — 73 by Earl Campbell, 1978-84

### PASSING

Passing Yards (Game) — 527 by Warren Moon at K.C., 12/16/90  
 Passing Yards (Season) — 4,690 by Warren Moon, 1991  
 Passing Yards (Career) — 33,685 by Warren Moon, 1984-93  
 Passing Touchdowns (Game) — 7 by George Blanda vs. N.Y. Titans, 11/19/61  
 Passing Touchdowns (Season) — 36 by George Blanda, 1961  
 Passing Touchdowns (Career) — 196 by Warren Moon, 1984-93  
 Passer Rating (Game) — 158.3 by Chris Chandler at Cin., 9/24/95  
 Passer Rating (Season) — 100.4 by Steve McNair, 2003  
 Passer Rating (Career) — 83.3 by Steve McNair, 1995-05

### RECEIVING

Receptions (Game) — 13 (three times, last by Drew Bennett at Oak., 12/19/04)  
 Receptions (Season) — 101 by Charlie Hennigan, 1964  
 Receptions (Career) — 542 by Ernest Givins, 1986-94  
 Receiving Yards (Game) — 272 by Charlie Hennigan at Bos., 10/13/61  
 Receiving Yards (Season) — 1,746 by Charlie Hennigan, 1961  
 Receiving Yards (Career) — 7,935 by Ernest Givins, 1986-94  
 Receiving Touchdowns (Game) — 3 (17 times, last by Kenny Britt vs. Phi., 10/24/10)  
 Receiving Touchdowns (Season) — 17 by Bill Groman, 1961  
 Receiving Touchdowns (Career) — 51 by Charlie Hennigan, 1960-66

### PUNTING

Punts (Game) — 11 (twice by Rich Camarillo, last at Pit., 12/3/95)  
 Punts (Season) — 96 by Rich Camarillo, 1994  
 Punts (Career) — 861 by Craig Hentrich, 1998-09

### PUNT RETURNS

Punt Return Yards (Game) — 160 by Darius Reynaud vs. Jax., 12/30/12  
 Punt Return Average (Season) — 15.4 by Billy Johnson, 1977  
 Punt Return Average (Career) — 13.2 by Billy Johnson, 1974-80

### KICKOFF RETURNS

Kickoff Return Yards (Game) — 240 by Bobby Jancik at Oak., 12/22/63  
 Kickoff Return Average (Season) — 31.3 by Ken Hull, 1960  
 Kickoff Return Average (Career) — 26.5 by Bobby Jancik, 1962-67

### INTERCEPTIONS

Interceptions (Game) — 3 (eight times, last by Keith Bulluck at N.O., 9/24/07)  
 Interceptions (Season) — 12 by Freddy Glick, 1963; by Mike Reinfeldt, 1979  
 Interceptions (Career) — 45 by Jim Norton, 1960-68

### SACKS

Sacks (Game) — 4 (five times, last by William Fuller vs. Pit., 11/28/93)  
 Sacks (Season) — 17 by Elvin Bethea, 1973  
 Sacks (Career) — 105 by Elvin Bethea, 1968-83



## TENNESSEE TITANS 2014 TRANSACTIONS

January 4	Organization and head coach <b>MIKE MUNCHAK</b> agree to part ways; signed <b>K MAIKON BONANI</b> , <b>DE MARCUS DIXON</b> and <b>TE JASON SCHEPLER</b> to future contracts	
January 8	Signed <b>WR LAMONT BRYANT</b> , <b>LB DAVID HINDS</b> and <b>WR ISAIAH WILLIAMS</b> to future contracts	August 26
January 13	Named <b>KEN WHISENHUNT</b> the 17th head coach in franchise history	Signed free agent <b>QB DOMINIQUE DAVIS</b> ; waived <b>LB DAVID HINDS</b> and <b>WR ISAIAH WILLIAMS</b> ; waived injured <b>C GABE IKARD</b> ; placed <b>LB COLIN MCCARTHY</b> on injured reserve
January 15	Released tight ends coach <b>GEORGE HENSHAW</b> , offensive coordinator <b>DOWELL LOGGAINS</b> , offensive line coach <b>BRUCE MATTHEWS</b> , linebackers coach <b>CHET PARLAVECCHIO</b> and quarterbacks coach <b>DAVE RAGONE</b> from their contracts	August 30
January 17	Hired <b>JASON MICHAEL</b> as offensive coordinator	Placed <b>DT ANTONIO JOHNSON</b> on injured reserve; traded <b>DE LAVAR EDWARDS</b> to the Dallas Cowboys for an undisclosed draft choice; terminated vested veterans <b>DE MARCUS DIXON</b> , <b>G/C ERIC OLSEN</b> , <b>TE CHASE COFFMAN</b> , <b>LB MOISE FOKOU</b> , <b>WR MARC MARIANI</b> and <b>WR BRIAN ROBISKIE</b> ; waived <b>T JEFF ADAMS</b> , <b>CB RI'SHARD ANDERSON</b> , <b>RB ANTONIO ANDREWS</b> , <b>DT CHIGBO ANUNOBY</b> , <b>K MAIKON BONANI</b> , <b>CB TOMMIE CAMPBELL</b> , <b>LB BRANDON COPELAND</b> , <b>QB DOMINIQUE DAVIS</b> , <b>G JUSTIN MCCRAY</b> , <b>FB COLLIN MOONEY</b> , <b>T WILL POEHL</b> , <b>WR RICO RICHARDSON</b> , <b>TE JASON SCHEPLER</b> and <b>CB WINSTON WRIGHT</b>
January 18	Hired <b>LOU SPANOS</b> as linebackers coach	August 31
January 20	Hired <b>RAY HORTON</b> as defensive coordinator and <b>LOUIE CIOFFI</b> as secondary coach	Claimed <b>WR KRIS DURHAM</b> off waivers from the Detroit Lions, <b>WR T.J. GRAHAM</b> off waivers from the Buffalo Bills and <b>CB BRANDON HARRIS</b> off waivers from the Houston Texans; terminated vested veteran <b>C STEVE VALLOS</b> ; waived <b>WR MICHAEL PRESTON</b> and <b>DB KHALID WOOTEN</b> ; signed <b>RB ANTONIO ANDREWS</b> , <b>DL CHIGBO ANUNOBY</b> , <b>LB BRANDON COPELAND</b> , <b>G JUSTIN MCCRAY</b> , <b>T WILL POEHL</b> and <b>WR RICO RICHARDSON</b> to the practice squad
January 22	Hired <b>MIKE MULARKEY</b> as tight end coach, <b>JOHN McNULTY</b> as quarterbacks coach and <b>KEVIN PATULLO</b> as assistant wide receivers coach	September 1
January 23	Hired <b>BOB BOSTAD</b> as offensive line coach and <b>GIFF SMITH</b> as defensive line coach	Terminated vested veteran <b>LB PATRICK BAILEY</b> ; signed free agent <b>LB QUENTIN GROVES</b> ; signed <b>CB RI'SHARD ANDERSON</b> , <b>TE ORSON CHARLES</b> and <b>LB DONTAY MOCH</b> to the practice squad
January 28	Hired <b>MIKE SULLIVAN</b> as assistant offensive line coach	September 2
January 30	Hired <b>NICK EASON</b> as assistant defensive line coach	Waived <b>K TRAVIS COONS</b> ; signed free agent <b>K RYAN SUCCOP</b> ; signed <b>DB KHALID WOOTEN</b> to the practice squad; waived <b>WR ERIC WARD</b> from injured reserve
February 4	Hired <b>CANNON MATTHEWS</b> as quality control coordinator – defense	September 8
March 12	Re-signed unrestricted free agent <b>DE ROPATI PITOITUA</b> ; terminated vested veteran <b>T DAVID STEWART</b> with a failed physical	Terminated vested veteran <b>DT ANTONIO JOHNSON</b> from injured reserve with an injury settlement
March 13	Signed unrestricted free agents <b>RB DEXTER McCLUSTER</b> and <b>DE AL WOODS</b>	September 9
March 14	Signed unrestricted free agents <b>QB CHARLIE WHITEHURST</b> and <b>LB WESLEY WOODYARD</b> ; terminated vested veteran <b>QB RYAN FITZPATRICK</b>	Released <b>TE ORSON CHARLES</b> from the practice squad; signed <b>TE BRETT BRACKETT</b> to the practice squad
March 15	Signed unrestricted free agent <b>T MICHAEL OHER</b>	September 16
March 19	Terminated vested veteran <b>K ROB BIRONAS</b>	Placed <b>LB ZACH BROWN</b> on injured reserve; signed free agent <b>LB JAMES ANDERSON</b> ; released <b>LB BRANDON COPELAND</b> from the practice squad; signed <b>LB JUSTIN STAPLES</b> to the practice squad
March 26	Re-signed unrestricted free agent <b>DT ANTONIO JOHNSON</b> and <b>WR MARC MARIANI</b>	September 23
March 27	Re-signed unrestricted free agent <b>RB LEON WASHINGTON</b>	Waived <b>WR T.J. GRAHAM</b> ; signed free agent <b>TE CHASE COFFMAN</b>
March 28	Signed unrestricted free agent <b>LB SHAUN PHILLIPS</b>	September 24
April 3	Signed unrestricted free agent <b>G/C ERIC OLSEN</b>	Released <b>CB RI'SHARD ANDERSON</b> from the practice squad; signed <b>QB BRAD SORESENSEN</b> to the practice squad
April 7	Terminated vested veteran <b>RB CHRIS JOHNSON</b> ; waived <b>DE ADEWALE OJOMO</b> ; signed unrestricted free agent <b>C/G CHRIS SPENCER</b>	September 30
May 2	Signed free agent <b>WR BRIAN ROBISKIE</b>	Released <b>QB BRAD SORESENSEN</b> from the practice squad
May 8	Drafted <b>T TAYLOR LEWAN</b> (first round, 11th overall)	October 1
May 9	Traded a 2014 second round selection (42nd overall) to Philadelphia for the Eagles' 2014 second round selection (54th overall) and the Eagles' 2014 fourth round selection (122nd overall); drafted <b>RB BISHOP SANKEY</b> (second round, 54th overall)	Signed <b>RB LACHE SEASTRUNK</b> to the practice squad
		October 8
		Placed <b>S BERNARD POLLARD</b> on injured reserve; signed free agent <b>CB BRANDON GHEE</b>
May 10	Drafted <b>DL DaQUAN JONES</b> (fourth round, 112nd overall), <b>DB MARQUESTON HUFF</b> (fourth round, 122nd overall), <b>LB AVERY WILLIAMSON</b> (fifth round, 151st overall); Traded a 2014 sixth round selection (186th overall) and a 2014 seventh round selection (228th overall) to Washington for the Redskins' 2014 sixth round selection (178th overall); drafted <b>QB ZACH METTENBERGER</b> (seventh round, 178th overall)	October 11
		Placed <b>T MICHAEL ROOS</b> on injured reserve; signed <b>TE BRETT BRACKETT</b> from practice squad to the active roster
May 12	Signed the following undrafted free agents: <b>CB RI'SHARD ANDERSON</b> , <b>RB ANTONIO ANDREWS</b> , <b>LB JAMES GAYLE</b> , <b>C GABE IKARD</b> , <b>G JUSTIN MCCRAY</b> , <b>LB JAMAL MERRELL</b> , <b>WR JAZ REYNOLDS</b> , <b>S HAKEEM SMITH</b> , <b>WR JOSH STEWART</b> , <b>WR DEREL WALKER</b> , <b>WR ERIC WARD</b> and <b>TE DAVID WRIGHT</b>	October 13
		Waived <b>TE BRETT BRACKETT</b>
May 16	Signed undrafted free agents <b>K TRAVIS COONS</b> and <b>T WILL POEHL</b> ; signed fourth-round choices <b>DL DaQUAN JONES</b> and <b>DB MARQUESTON HUFF</b>	October 15
		Signed free agent <b>T WILL SVITEK</b> ; signed <b>TE BRETT BRACKETT</b> to the practice squad
May 20	Terminated vested veteran <b>FB QUINN JOHNSON</b> ; waived <b>CB GEORGE BAKER</b> and <b>LB JAMAL MERRELL</b> ; waived injured <b>WR ERIC WARD</b> ; signed free agents <b>LB DAVID GILBERT</b> , <b>WR JULIAN HORTON</b> , <b>RB WAYMON JAMES</b> , <b>G/T VIONDY MERISMA</b> and <b>CB WINSTON WRIGHT</b>	October 18
		Placed <b>TE CRAIG STEVENS</b> on injured reserve; signed <b>TE BRETT BRACKETT</b> from practice squad to the active roster
May 21	Signed fifth-round choice <b>LB AVERY WILLIAMSON</b> and sixth-round choice <b>QB ZACH METTENBERGER</b>	October 20
		Waived <b>TE BRETT BRACKETT</b>
June 4	Waived injured <b>WR JOSH STEWART</b> ; signed free agent <b>DB MARC ANTHONY</b>	October 21
		Signed <b>RB ANTONIO ANDREWS</b> from the practice squad to the active roster
June 13	Waived injured <b>LB JAMES GAYLE</b> ; signed free agent <b>WR RICO RICHARDSON</b>	October 22
		Traded <b>LB AKEEM AYERS</b> to the New England Patriots for a future draft choice; signed free agent <b>TE RICHARD GORDON</b> ; signed <b>LB NATE ASKEW</b> and <b>WR DEREK MOYE</b> to the practice squad
June 17	Waived <b>WR LAMONT BRYANT</b> ; signed free agent <b>WR DEREK HAGAN</b>	November 5
June 18	Signed second-round choice <b>RB BISHOP SANKEY</b>	Placed <b>TE TAYLOR THOMPSON</b> on injured reserve; signed <b>TE BRETT BRACKETT</b> from the Seattle Seahawks' practice squad
June 19	Waived <b>TE DAVID WRIGHT</b> ; signed free agent <b>TE DORIN DICKERSON</b>	November 18
July 25	Signed first-round choice <b>T TAYLOR LEWAN</b> ; declared <b>G ANDY LEVITRE</b> non-football illness; declared <b>DE MARCUS DIXON</b> physically unable to perform; waived <b>TE ADAM SCHILTZ</b> ; signed free agent <b>G KEVIN DANSER</b>	November 20
		Signed <b>LB JUSTIN STAPLES</b> from the practice squad to the active roster; signed <b>LB YAWIN SMALLWOOD</b> to the practice squad
July 30	Waived <b>LB JAMES GAYLE</b> from reserve/injured with an injury settlement	November 25
August 3	Moved <b>G ANDY LEVITRE</b> from non-football illness to active roster	Placed <b>C BRIAN SCHWENKE</b> on injured reserve; waived vested veteran <b>LB SHAUN PHILLIPS</b> ; signed free agent <b>G/C ERIC OLSEN</b> ; signed <b>OLB DONTAY MOCH</b> from the practice squad to the active roster
August 6	Waived <b>QB TYLER WILSON</b> ; placed <b>TE DORIN DICKERSON</b> on injured reserve; signed free agents <b>TE CHASE COFFMAN</b> and <b>DL LANIER COLEMAN</b>	November 26
		Waived <b>TE RICHARD GORDON</b> ; signed <b>OLB KAEVIN BURNETT</b> from the Arizona Cardinals' practice squad; signed <b>OLB CHAZ SUTTON</b> to the practice squad
August 11	Moved <b>DE MARCUS DIXON</b> from physically unable to perform to active roster	December 2
		Placed <b>WR JUSTIN HUNTER</b> on injured reserve; signed <b>T TERREN JONES</b> from the Baltimore Ravens' practice squad
August 12	Terminated vested veteran <b>TE DORIN DICKERSON</b> from reserve/injured with an injury settlement	December 3
		Waived vested veteran <b>CB BRANDON GHEE</b> ; signed <b>DB JEMEA THOMAS</b> from the St. Louis Rams' practice squad
August 13	Waived <b>LB DAVID GILBERT</b> and <b>G/T VIONDY MERISMA</b> ; signed free agent <b>LB KENDRICK ADAMS</b> and <b>C STEVE VALLOS</b>	December 9
		Placed <b>CB BLIDI WREH-WILSON</b> on injured reserve; signed free agent <b>T JAMON MEREDITH</b>
August 25	Waived <b>LB KENDRICK ADAMS</b> , <b>CB MARC ANTHONY</b> , <b>DL LANIER COLEMAN</b> , <b>G KEVIN DANSER</b> , <b>G/C TYLER HORN</b> , <b>WR JULIAN</b>	December 13
		Placed <b>T MICHAEL OHER</b> on injured reserve; signed <b>DB KHALID WOOTEN</b> from the practice squad to the active roster
		December 15
		Placed <b>QB JAKE LOCKER</b> on injured reserve; signed free agent <b>QB JORDAN PALMER</b>
		December 16
		Placed <b>TE BRETT BRACKETT</b> on injured reserve; signed free agent <b>TE MATTHEW MULLIGAN</b> ; signed <b>QB ALEX TANNEY</b> to the practice squad
		December 18
		Placed <b>RB DEXTER McCLUSTER</b> on injured reserve; signed <b>WR RICO RICHARDSON</b> from the practice squad to the active roster
		December 23
		Signed <b>CB RI'SHARD ANDERSON</b> to the practice squad
		December 29
		Signed <b>DB RI'SHARD ANDERSON</b> , <b>LB NATE ASKEW</b> , <b>G JUSTIN MCCRAY</b> , <b>T WILL POEHL</b> , <b>RB LACHE SEASTRUNK</b> , <b>LB YAWIN SMALLWOOD</b> , <b>LB CHAZ SUTTON</b> and <b>QB ALEX TANNEY</b> to future contracts

## TENNESSEE TITANS 2014 PARTICIPATION CHART

Player	9/7 @KC	9/14 Dal	9/21 @Cin	9/28 @Ind	10/5 Cle	10/12 Jax	10/19 @Was	10/26 Hou	11/9 @Bal	11/17 Pit	11/23 @Phi	11/30 @Hou	12/7 NYG	12/14 NYJ	12/18 @Jax	12/28 Ind	Season Totals			
																	GP	GS	DNP	IA
Anderson, James	X	X	P	P	IA	P	P	P	P	P	X	X	X	X	X	X	7	0	0	1
Anderson, Ri'Shard	PS	PS	PS	X	X	X	X	X	X	X	X	X	X	X	X	PS	0	0	0	0
Andrews, Antonio	PS	PS	PS	PS	PS	PS	PS	IA	IA	IA	P	IA	P	DNP	P	P	4	0	1	4
Anunoby, Chigbo	PS	PS	PS	PS	PS	PS	PS	PS	PS	PS	PS	PS	PS	PS	PS	PS	0	0	0	0
Askeew, Nate	X	X	X	X	X	X	X	PS	PS	PS	PS	PS	PS	PS	PS	PS	0	0	0	0
Ayers, Akeem	IA	P	IA	IA	P	IA	IA	X	X	X	X	X	X	X	X	X	2	0	0	5
Battle, Jackie	P	P	P	P	P	P	P	P	FB	P	P	P	P	P	P	P	16	1	0	0
Brackett, Brett	X	PS	PS	PS	PS	P	P	X	IA	P	TE	TE	TE	TE	IR	IR	7	4	0	1
Brinkley, Beau	P	P	P	P	P	P	P	P	P	P	P	P	P	P	P	P	16	0	0	0
Brown, Zach	ILB	IA	IR	IR	IR	IR	IR	IR	IR	IR	IR	IR	IR	IR	IR	IR	1	1	0	1
Burnett, Kaelin	X	X	X	X	X	X	X	X	X	X	X	P	P	P	P	P	5	0	0	0
Casey, Jurrell	DT	DT	DT	DT	DT	DT	DT	DT	DT	DT	DT	DT	DT	DT	DT	DT	16	16	0	0
Charles, Orson	PS	X	X	X	X	X	X	X	X	X	X	X	X	X	X	X	0	0	0	0
Coffman, Chase	X	X	X	P	P	TE	P	P	P	TE	P	P	P	P	TE	P	13	3	0	0
Copeland, Brandon	PS	PS	X	X	X	X	X	X	X	X	X	X	X	X	X	X	0	0	0	0
Durham, Kris	IA	IA	IA	IA	IA	DNP	DNP	IA	IA	IA	IA	IA	P	P	P	P	4	0	2	10
Ghee, Brandon	X	X	X	X	X	IA	P	P	P	P	CB	P	X	X	X	X	6	1	0	1
Gooden, Zaviar	P	P	ILB	ILB	P	P	P	P	P	P	P	P	P	P	IA	P	15	2	0	1
Gordon, Richard	X	X	X	X	X	X	X	TE	P	TE	IA	X	X	X	X	X	3	2	0	1
Graham, T.J.	IA	IA	IA	X	X	X	X	X	X	X	X	X	X	X	X	X	0	0	0	3
Greene, Shonn	P	RB	RB	RB	RB	IA	IA	RB	P	P	P	P	IA	P	P	P	13	5	0	3
Griffin, Michael	FS	FS	FS	FS	FS	FS	FS	FS	FS	FS	FS	FS	FS	FS	FS	FS	16	16	0	0
Groves, Quentin	P	P	P	P	P	P	P	P	P	P	P	OLB	OLB	OLB	P	P	16	3	0	0
Hagan, Derek	P	P	P	P	P	P	P	P	P	P	P	P	WR	WR	P	WR	16	3	0	0
Harris, Brandon	P	IA	DNP	IA	P	P	P	P	IA	IA	P	P	P	P	P	P	11	0	1	4
Hill, Sammie	NT	NT	NT	NT	NT	NT	NT	NT	IA	NT	NT	NT	NT	NT	NT	NT	15	15	0	1
Huff, Marqueston	P	P	P	P	P	P	P	SS	P	P	IA	IA	P	P	P	P	14	1	0	2
Hunter, Justin	P	P	P	P	WR	WR	WR	WR	WR	WR	WR	WR	IR	IR	IR	IR	12	8	0	0
Ikard, Gabe	IR	IR	IR	IR	IR	IR	IR	IR	IR	IR	IR	IR	IR	IR	IR	IR	0	0	0	0
Johnson, Antonio	IR	X	X	X	X	X	X	X	X	X	X	X	X	X	X	X	0	0	0	0
Jones, DaQuan	IA	IA	IA	P	IA	DNP	P	IA	P	IA	P	IA	IA	P	P	DE	7	1	1	8
Jones, Terren	X	X	X	X	X	X	X	X	X	X	X	X	P	DNP	IA	IA	1	0	1	2
Kern, Brett	P	P	P	P	P	P	P	P	P	P	P	P	P	P	P	P	16	0	0	0
Klug, Karl	P	P	P	P	P	P	P	P	P	P	P	P	P	P	P	P	16	0	0	0
Levitte, Andy	LG	LG	LG	LG	LG	LG	LG	LG	LG	LG	LG	LG	LG	LG	LG	LG	16	16	0	0
Lewan, Taylor	P	P	P	P	P	LT	LT	LT	LT	LT	LT	IA	IA	IA	IA	IA	11	6	0	5
Locker, Jake	QB	QB	QB	IA	QB	IA	IA	DNP	DNP	DNP	DNP	P	P	QB	IR	IR	7	5	4	3
Martin, Mike	IA	P	IA	DE	P	DE	P	P	P	P	DE	P	P	IA	IA	P	12	3	0	4
McCarthy, Colin	IR	IR	IR	IR	IR	IR	IR	IR	IR	IR	IR	IR	IR	IR	IR	IR	0	0	0	0
McCluster, Dexter	RB	P	P	P	P	P	RB	P	P	P	P	P	P	P	IR	IR	14	2	0	0
McCourt, Jason	CB	CB	CB	CB	CB	CB	CB	CB	CB	CB	CB	CB	CB	CB	CB	CB	16	16	0	0
McCray, Justin	PS	PS	PS	PS	PS	PS	PS	PS	PS	PS	PS	PS	PS	PS	PS	PS	0	0	0	0
Meredith, Jamon	X	X	X	X	X	X	X	X	X	X	X	X	X	RT	LT	LT	3	3	0	0
Mettenberger, Zach	IA	IA	IA	P	IA	DNP	DNP	QB	QB	QB	QB	QB	QB	IA	IA	IA	7	6	2	7
Moch, Dontay	PS	PS	PS	PS	PS	PS	PS	PS	PS	PS	PS	P	P	P	IA	IA	3	0	0	2
Morgan, Derrick	OLB	OLB	OLB	OLB	OLB	OLB	OLB	OLB	OLB	OLB	OLB	OLB	OLB	OLB	OLB	OLB	16	16	0	0
Moye, Derek	X	X	X	X	X	X	X	PS	PS	PS	PS	PS	PS	PS	PS	PS	0	0	0	0
Mulligan, Matthew	X	X	X	X	X	X	X	X	X	X	X	X	X	X	P	TE	2	1	0	0
Oher, Michael	RT	RT	RT	RT	RT	RT	RT	RT	RT	RT	RT	DNP	IA	IR	IR	IR	11	11	1	1
Olsen, Eric	X	X	X	X	X	X	X	X	X	X	X	P	P	P	P	P	5	0	0	0
Palmer, Jordan	X	X	X	X	X	X	X	X	X	X	X	X	X	X	DNP	P	1	0	1	0
Phillips, Shaun	P	OLB	P	P	P	P	P	P	P	P	P	X	X	X	X	X	11	1	0	0
Pitoitua, Ropati	DE	P	DE	IA	DE	DE	IA	DE	DE	DE	IA	DE	DE	DE	DE	IA	12	11	0	4
Poehls, Will	PS	PS	PS	PS	PS	PS	PS	PS	PS	PS	PS	PS	PS	PS	PS	PS	0	0	0	0
Pollard, Bernard	SS	SS	SS	SS	SS	IR	IR	IR	IR	IR	IR	IR	IR	IR	IR	IR	5	5	0	0
Richardson, Rico	PS	PS	PS	PS	PS	PS	PS	PS	PS	PS	PS	PS	PS	PS	P	IA	1	0	0	1
Roos, Michael	LT	LT	LT	LT	LT	IR	IR	IR	IR	IR	IR	IR	IR	IR	IR	IR	5	5	0	0
Sankey, Bishop	P	P	P	P	P	RB	P	P	RB	RB	RB	RB	RB	RB	RB	RB	16	9	0	0
Schwenke, Brian	C	C	C	C	C	C	C	C	C	C	C	IR	IR	IR	IR	IR	11	11	0	0
Seastrunk, Lache	X	X	X	X	PS	PS	PS	PS	PS	PS	PS	PS	PS	PS	PS	PS	0	0	0	0
Sensabaugh, Coty	P	CB	P	P	CB	IA	IA	IA	P	P	CB	P	P	CB	CB	CB	13	6	0	3
Smallwood, Yawin	X	X	X	X	X	X	X	X	X	X	PS	PS	PS	PS	PS	PS	0	0	0	0
Sorensen, Brad	X	X	X	PS	X	X	X	X	X	X	X	X	X	X	X	X	0	0	0	0
Spencer, Chris	P	P	P	P	P	P	P	P	P	P	P	C	C	C	C	C	16	5	0	0
Stafford, Daimion	P	P	P	P	P	P	P	P	P	P	P	P	P	IA	P	P	15	0	0	1
Staples, Justin	X	X	PS	PS	PS	PS	PS	PS	PS	PS	P	P	P	P	P	P	6	0	0	0
Stevens, Craig	P	TE	TE	TE	TE	IA	IR	IR	IR	IR	IR	IR	IR	IR	IR	IR	5	4	0	1
Stewart, Josh	IR	IR	IR	IR	IR	IR	IR	IR	IR	IR	IR	IR	IR	IR	IR	IR	0	0	0	0
Stingily, Byron	IA	IA	IA	IA	IA	P	P	TE	P	P	P	RT	RT	IA	RT	RT	10	5	0	6
Succop, Ryan	P	P	P	P	P	P	P	P	P	P	P	P	P	P	P	P	16	0	0	0
Sutton, Chaz	X	X	X	X	X	X	X	X	X	X	X	PS	PS	PS	PS	PS	0	0	0	0
Switek, Will	X	X	X	X	X	X	IA	IA	IA	IA	IA	LT	LT	LT	P	P	5	3	0	5
Tanney, Alex	X	X	X	X	X	X	X	X	X	X	X	X	X	X	PS	PS	0	0	0	0
Thomas, Jemea	X	X	X	X	X	X	X	X	X	X	X	X	IA	P	IA	IA	1	0	0	3
Thompson, Taylor	TE	P	P	IA	IA	IA	IA	IA	IR	IR	IR	IR	IR	IR	IR	IR	3	1	0	5
Walker, Delanie	TE	TE	TE	TE	TE	TE	TE	P	TE	IA	TE	TE	TE	TE	TE	TE	15	14	0	1
Warmack, Chance	RG	RG	RG	RG	RG	RG	RG	RG	RG	RG	RG	RG	RG	RG	RG	RG	16	16	0	0
Washington, Leon	P	P	P	P	P	P	P	P	P	P	P	P	P	P	P	P	16	0	0	0
Washington, Nate	WR	WR	WR	WR	P	P	WR	WR	P	WR	P	P	WR	WR	WR	WR	16	11	0	0
Whitehurst, Charlie	DNP	DNP	DNP	QB	P	QB	QB	IA	IA	IA	IA	IA	DNP	P	QB	QB	7	5	4	5
Williamson, Avery	P	P	P	P	ILB	ILB	ILB	ILB	ILB	ILB	ILB	ILB	ILB	ILB	ILB	ILB	16	12	0	0
Wilson, George	P	DB	P	P	P	SS	SS	P	SS	SS	P	SS	SS	SS	SS	SS	16	10	0	0
Wimbley, Kameron	OLB	P	OLB	OLB	OLB	OLB	OLB	OLB	OLB	OLB	OLB	IA	IA	IA	OLB	OLB	13	12	0	3
Woods, Al	P	P	P	P	P	P	P	P	NT	P	P	P	P	P	P	P	16	1	0	0
Woodyard, Wesley	ILB	ILB	ILB	ILB	ILB	ILB	ILB	ILB	ILB	ILB	ILB	ILB	ILB	ILB	ILB	ILB	16	16	0	0
Wooten, Khalid	PS	PS	PS	PS	PS	PS	PS	PS	PS	PS	PS	PS	PS	P	P	P	3	0	0	0
Wreh-Wilson, Blidi	CB	CB	CB	CB	IA	CB	CB	CB	CB	CB	IA	CB	CB	IR	IR	IR	11	11	0	2
Wright, Kendall	WR	WR	WR	WR	WR	WR	WR	WR	WR	WR	WR	WR	IA	IA	WR	P	14	11	0	2

Starters indicated by position (QB, RB, MLB, etc.); P = played but did not start; DNP = active but did not play; IA = inactive for game; PS = practice squad; PS-I = practice squad injured reserve; X = not on roster; IR = injured reserve; SUS = reserve/suspended; NFI = non-football injury; PUP = physically unable to perform



## TENNESSEE TITANS UNOFFICIAL DEPTH CHART

### OFFENSE

<b>WR</b>	85	Nate Washington	17	Kris Durham	
<b>LT</b>	<u>77</u>	<u>Taylor Lewan</u>	76	Will Svitek	
<b>LG</b>	67	Andy Levitre	69	Eric Olsen	
<b>C</b>	60	Chris Spencer	69	Eric Olsen	
<b>RG</b>	70	Chance Warmack	69	Eric Olsen	
<b>RT</b>	68	Byron Stingily	79	Jamon Meredith	75 Terren Jones
<b>TE</b>	82	Delanie Walker	86	Chase Coffman	89 Matthew Mulligan
<b>WR</b>	13	Kendall Wright	80	Derek Hagan	<u>83 Rico Richardson</u>
<b>QB</b>	<u>7</u>	<u>Zach Mettenberger</u>	12	Charlie Whitehurst	5 Jordan Palmer
<b>FB</b>	44	Jackie Battle			
<b>RB</b>	<u>20</u>	<u>Bishop Sankey</u>	23	Shonn Greene	29 Leon Washington
					<u>26 Antonio Andrews</u>

### DEFENSE

<b>DE</b>	92	Ropati Pitoitua	93	Mike Martin	<u>90 DaQuan Jones</u>
<b>NT</b>	94	Sammie Hill	96	Al Woods	
<b>DT</b>	99	Jurrell Casey	97	Karl Klug	
<b>OLB</b>	91	Derrick Morgan	56	Dontay Moch	58 Kaelin Burnett
<b>ILB</b>	59	Wesley Woodyard	57	Justin Staples	
<b>ILB</b>	<u>54</u>	<u>Avery Williamson</u>	50	Zaviar Gooden	
<b>OLB</b>	95	Kameron Wimbley	53	Quentin Groves	
<b>CB</b>	24	Coty Sensabaugh	<u>28</u>	<u>Marqueston Huff</u>	
<b>SS</b>	21	George Wilson	39	Daimion Stafford	
<b>FS</b>	33	Michael Griffin	<u>28</u>	<u>Marqueston Huff</u>	<u>36 Khalid Wooten</u>
<b>CB</b>	30	Jason McCourty	32	Brandon Harris	<u>35 Jemea Thomas</u>

### SPECIAL TEAMS

<b>K</b>	8	Ryan Succop	6	Brett Kern	
<b>KO</b>	8	Ryan Succop	6	Brett Kern	
<b>P</b>	6	Brett Kern	8	Ryan Succop	
<b>H</b>	6	Brett Kern	21	George Wilson	
<b>PR</b>	29	Leon Washington	<u>36</u>	<u>Khalid Wooten</u>	
<b>KOR</b>	29	Leon Washington	<u>20</u>	<u>Bishop Sankey</u>	<u>26 Antonio Andrews</u>
<b>LS</b>	48	Beau Brinkley	86	Chase Coffman	

Rookie and first-year players are underlined

As of Dec. 28, 2014

**Injured Reserve (starters when injured in *italics*):** QB *Jake Locker*, WR *Justin Hunter*, RB *Dexter McCluster*, CB *Blidi Wreh-Wilson*, S *Bernard Pollard*, LB *Colin McCarthy*, LB *Zach Brown*, C *Gabe Ikard*, C *Brian Schwenke*, LT *Michael Roos*, RT *Michael Oher*, WR *Josh Stewart*, TE *Taylor Thompson*, TE *Brett Brackett*, TE *Craig Stevens*

## TENNESSEE TITANS ROSTER BY EXPERIENCE

<u>10TH YEAR</u>		<u>6TH YEAR</u>		<u>3RD YEAR</u>		<u>1ST YEAR</u>	
Michael Roos (IR)	T	Shonn Greene	RB	Beau Brinkley	LS	Rico Richardson	WR
Chris Spencer	C/G	Sammie Hill	NT	Zach Brown (IR)	LB	Justin Staples	LB
Nate Washington	WR	Andy Levitre	G	Kaelin Burnett	OLB	Khalid Wooten	DB
<u>9TH YEAR</u>		<u>5TH YEAR</u>		<u>2ND YEAR</u>		<u>ROOKIE DRAFT PICKS</u>	
Bernard Pollard (IR)	S	Chase Coffman	TE	Brett Brackett (IR)	TE	Marqueston Huff	DB
Will Svitek	T	Dexter McCluster (IR)	RB	Zaviar Gooden	LB	DaQuan Jones	DL
Delanie Walker	TE	Jamon Meredith	T	Justin Hunter (IR)	WR	Taylor Lewan	T
Leon Washington	RB	Derrick Morgan	OLB	Terren Jones	T	Zach Mettenberger	QB
Charlie Whitehurst	QB	Ropati Pitoitua	DE	Brian Schwenke (IR)	C	Bishop Sankey	RB
George Wilson	S	Al Woods	DL	Daimion Stafford	S	Jemea Thomas (NE)	DB
Kameron Wimbley	OLB	<u>4TH YEAR</u>		Chance Warmack	G	Avery Williamson	LB
<u>8TH YEAR</u>		Jurrell Casey	DT	Bledi Wreh-Wilson (IR)	CB	<u>ROOKIE FREE AGENTS</u>	
Michael Griffin	S	Brandon Harris	CB			Antonio Andrews	RB
Derek Hagan	WR	Karl Klug	DE			Gabe Ikard (IR)	C
<u>7TH YEAR</u>		Jake Locker (IR)	QB			Josh Stewart (IR)	WR
Jackie Battle	RB	Colin McCarthy (IR)	LB			As of Dec. 28, 2014	
Quentin Groves	LB	Byron Stingily	T				

## TENNESSEE TITANS ROSTER BY DRAFT ROUND

### ROUND 1

Player	Pos.	Year
Taylor Lewan	T	2014
Chance Warmack	G	2013
Kendall Wright	WR	2012
Jake Locker (IR)	QB	2011
Derrick Morgan	LB/DE	2010
Michael Oher (IR)	T	2009 (Bal)
Michael Griffin	S	2007
Kameron Wimbley	LB/DE	2006 (Cle)
Chris Spencer	C/G	2005 (Sea)

### ROUND 2

Player	Pos.	Year
Bishop Sankey	RB	2014
Justin Hunter (IR)	WR	2013
Zach Brown (IR)	LB	2012
Brandon Harris	CB	2011 (Hou)
Andy Levitre	G	2009 (Buf)
Quentin Groves	LB	2008 (Jax)
Bernard Pollard (IR)	S	2006 (KC)
Michael Roos (IR)	T	2005

### ROUND 3

Player	Pos.	Year
Zaviar Gooden	LB	2013
Bledi Wreh-Wilson (IR)	CB	2013
Mike Martin	DL	2012
Jurrell Casey	DT	2011
Dontay Moch	OLB	2011 (Cin)
Chase Coffman	TE	2009 (Cin)
Shonn Greene	RB	2009 (NYJ)
Craig Stevens (IR)	TE	2008
Derek Hagan	WR	2006 (Mia)
Charlie Whitehurst	QB	2006 (SD)

### ROUND 4

Player	Pos.	Year
Marqueston Huff	DB	2014
DaQuan Jones	DL	2014
Brian Schwenke (IR)	C	2013
Coty Sensabaugh	CB	2012
Kris Durham	WR	2011 (Sea)
Colin McCarthy (IR)	LB	2011
Dexter McCluster (IR)	RB	2010 (KC)
Al Woods	DL	2010 (NO)
Sammie Hill	NT	2009 (Det)
Leon Washington	RB	2006 (NYJ)

### ROUND 5

Player	Pos.	Year
Avery Williamson	LB	2014
Taylor Thompson (IR)	TE	2012
Karl Klug	DE	2011
Jamon Meredith	T	2009 (GB)

### ROUND 6

Player	Pos.	Year
Zach Mettenberger	QB	2014
Jemea Thomas	DB	2014 (NE)
Khalid Wooten	DB	2013
Byron Stingily	T	2011
Eric Olsen	G/C	2010 (Den)
Jason McCourty	CB	2009
Jordan Palmer	QB	2007 (Was)
Delanie Walker	TE	2006 (SF)
Will Svitek	T	2005 (KC)

### ROUND 7

Player	Pos.	Year
Daimion Stafford	S	2013
Ryan Succop	K	2009 (KC)

### UNDRAFTED

Player	Pos.	Year
Antonio Andrews	RB	2014
Gabe Ikard (IR)	C	2014
Josh Stewart (IR)	WR	2014
Terren Jones	T	2013 (Atl)
Rico Richardson	WR	2013 (KC)
Justin Staples	LB	2013 (Cle)
Beau Brinkley	LS	2012
Kaelin Burnett	OLB	2012 (Oak)
Brett Brackett (IR)	TE	2011 (Mia)
Ropati Pitoitua	DE	2009 (NYJ)
Brett Kern	P	2008 (Den)
Matthew Mulligan	TE	2008 (Mia)
Wesley Woodyard	LB	2008 (Den)
Jackie Battle	RB	2007 (Dal)
Nate Washington	WR	2005 (Pit)
George Wilson	S	2004 (Det)

As of Dec. 28, 2014



## HOW THE TENNESSEE TITANS WERE BUILT

YEAR	DRAFTEES (19)		FREE AGENTS (31)		TRADES/WAIVERS (3)	
2014	T	Taylor Lewan (1)	DL	Al Woods (UFA-PIT)	WR	Kris Durham (W-DET)
	RB	Bishop Sankey (2)	QB	Charlie Whitehurst (UFA-SD)	CB	Brandon Harris (W-HOU)
	DL	DaQuan Jones (4a)	LB	Wesley Woodyard (UFA-DEN)		
	DB	Marqueston Huff (4b)	WR	Derek Hagan (FA)		
	LB	Avery Williamson (5)	LB	Quentin Groves (FA)		
	QB	Zach Mettenberger (6)	K	Ryan Succop (FA)		
			TE	Chase Coffman (FA)		
			T	Will Svitek (FA)		
			RB	Antonio Andrews (FA)		
			LB	Justin Staples (FA)		
			G/C	Eric Olsen (FA)		
			OLB	Dontay Moch (FA)		
			OLB	Kaelin Burnett (FA)		
			T	Terren Jones (FA)		
			DB	Jemea Thomas (FA)		
			T	Jamon Meredith (FA)		
			QB	Jordan Palmer (FA)		
			TE	Matthew Mulligan (FA)		
			WR	Rico Richardson (FA)		
2013	G	Chance Warmack (1)	S	George Wilson (FA)		
	LB	Zaviar Gooden (3b)	G	Andy Levitre (UFA-BUF)		
	DB	Khalid Wooten (6)	TE	Delanie Walker (UFA-SF)		
	S	Daimion Stafford (7)	NT	Sammie Hill (UFA-DET)		
			RB	Shonn Greene (UFA-NYJ)		
			DE	Ropati Pitoitua (UFA-KC)		
			G/C	Chris Spencer (UFA-CHI)		
2012	WR	Kendall Wright (1)	FB	Jackie Battle (FA)		
	DL	Mike Martin (3)	RB	Leon Washington (FA)		
	CB	Coty Sensabaugh (4)	OLB	Kameron Wimbley (FA)		
2011	LS	Beau Brinkley (FA)				
	DT	Jurrell Casey (3)				
	DE	Karl Klug (5)				
2010	T	Byron Stingily (6)				
	OLB	Derrick Morgan (1)				
2009	CB	Jason McCourty (6a)	WR	Nate Washington (UFA-PIT)	P	Brett Kern (W-DEN)
2007	S	Michael Griffin (1)				

As of Dec. 28, 2014

**Injured Reserve:** QB Jake Locker (D1-'11), WR Justin Hunter (D2-'13), RB Dexter McCluster (UFA-'14), CB Blidi Wreh-Wilson (D3a-'13), S Bernard Pollard (FA-'13), LB Colin McCarthy (D4a-'11), LB Zach Brown (D2-'12), C Gabe Ikard (FA-'14), C Brian Schwenke (D4-'13), LT Michael Roos (D2-'05), RT Michael Oher (UFA-'14), WR Josh Stewart (FA-'14), TE Taylor Thompson (D5-'12), TE Brett Brackett (FA-'14), TE Craig Stevens (D3-'08)

## TENNESSEE TITANS POSITIONAL ROSTER - OFFENSE

### QUARTERBACKS (3)

7	Mettenberger, Zach	QB	6-5	224	7/16/91	R	Louisiana State	Watkinsville, Ga.	D6-'14
5	Palmer, Jordan	QB	6-5	230	5/30/84	6	Texas El-Paso	Westlake Village, Calif.	FA-'14
12	Whitehurst, Charlie	QB	6-5	226	8/6/82	9	Clemson	Duluth, Ga.	UFA (SD)-'14

### RUNNING BACKS/FULLBACKS (5)

26	Andrews, Antonio	RB	5-10	225	8/17/92	R	Western Kentucky	Fort Campbell, Ky.	FA-'14
44	Battle, Jackie	FB/RB	6-2	240	10/1/83	7	Houston	Houston, Texas	FA-'13
23	Greene, Shonn	RB	5-11	233	8/21/85	6	Iowa	Sicklerville, N.J.	UFA (NYJ)-'13
20	Sankey, Bishop	RB	5-10	209	9/15/92	R	Washington	Wadsworth, Ohio	D2-'14
29	Washington, Leon	RB	5-8	192	8/29/82	9	Florida State	Jacksonville, Fla.	FA-'13

### WIDE RECEIVERS (5)

17	Durham, Kris	WR	6-6	216	3/17/88	3	Georgia	Calhoun, Ga.	W (DET)-'14
80	Hagan, Derek	WR	6-2	210	9/21/84	8	Arizona State	Palmdale, Calif.	FA-'14
83	Richardson, Rico	WR	6-1	185	7/1/91	1	Jackson State	Natchez, Miss.	FA-'14
85	Washington, Nate	WR	6-1	183	8/28/83	10	Tiffin	Toledo, Ohio	UFA (PIT)-'09
13	Wright, Kendall	WR	5-10	191	11/12/89	3	Baylor	Pittsburg, Texas	D1-'12

### TIGHT ENDS (3)

86	Coffman, Chase	TE	6-6	250	11/10/86	5	Missouri	Peculiar, Mo.	FA-'14
89	Mulligan, Matthew	TE	6-4	267	1/18/85	6	Maine	Enfield, Maine	FA-'14
82	Walker, Delanie	TE	6-0	248	8/12/84	9	Central Missouri	Pomona, Calif.	UFA (SF)-'13

### CENTERS (2)

66	Olsen, Eric	G/C	6-3	305	6/16/88	3	Notre Dame	Staten Island, N.Y.	UFA (PIT)-'14
60	Spencer, Chris	G/C	6-3	308	3/28/82	10	Mississippi	Flora, Miss.	UFA (CHI)-'13

### GUARDS (2)

67	Levitre, Andy	G	6-2	303	5/15/86	6	Oregon State	Santa Cruz, Calif.	UFA (BUF)-'13
70	Warmack, Chance	G	6-2	323	9/14/91	2	Alabama	Atlanta, Ga.	D1-'13

### TACKLES (5)

75	Jones, Terren	T	6-7	341	11/19/91	2	Alabama State	Fort Walton Beach, Fla.	FA-'14
77	Lewan, Taylor	T	6-7	309	7/22/91	R	Michigan	Cave Creek, Ariz.	D1-'14
79	Meredith, Jamon	T	6-5	312	5/11/86	5	South Carolina	Simpsonville, S.C.	FA-'14
68	Stingily, Byron	T	6-5	318	9/9/88	4	Louisville	Country Club Hills, Ill.	D6-'11
76	Svitek, Will	T	6-6	305	1/8/82	9	Stanford	Newbury Park, Calif.	FA-'14

### LONG SNAPPER (1)

48	Brinkley, Beau	LS	6-4	248	1/25/90	3	Missouri	Kearney, Mo.	FA-'12
----	----------------	----	-----	-----	---------	---	----------	--------------	--------

### PLACEKICKERS (1)

8	Succop, Ryan	K	6-2	218	9/19/86	6	South Carolina	Hickory, N.C.	FA-'14
---	--------------	---	-----	-----	---------	---	----------------	---------------	--------

As of Dec. 28, 2014

**Injured Reserve (offense):** QB Jake Locker, WR Justin Hunter, RB Dexter McCluster, C Gabe Ikard, C Brian Schwenke, LT Michael Roos, RT Michael Oher, WR Josh Stewart, TE Taylor Thompson, TE Brett Brackett, TE Craig Stevens

## TENNESSEE TITANS POSITIONAL ROSTER - DEFENSE

### DEFENSIVE LINEMEN (7)

99	Casey, Jurrell	DT	6-1	305	12/5/89	4	Southern California	Long Beach, Calif.	D3-'11
94	Hill, Sammie	NT	6-4	328	11/8/86	6	Stillman	West Blocton, Ala.	UFA (DET)-'13
90	Jones, DaQuan	DL	6-4	322	12/17/91	R	Penn State	Johnson City, N.Y.	D4a-'14
97	Klug, Karl	DE	6-3	278	3/31/88	4	Iowa	Caledonia, Minn.	D5-'11
93	Martin, Mike	DL	6-1	298	9/1/90	3	Michigan	Detroit, Mich.	D3-'12
92	Pitoitua, Ropati	DE	6-8	298	4/6/85	5	Washington State	Lakewood, Wash.	UFA (KC)-'13
96	Woods, Al	DL	6-4	307	3/25/87	5	Louisiana State	Elton, La.	UFA (PIT)-'14

### LINEBACKERS (9)

58	Burnett, Kaelin	OLB	6-4	240	9/6/89	3	Nevada	Los Angeles, Calif.	FA-'14
50	Gooden, Zaviar	LB	6-1	231	8/31/90	2	Missouri	Pflugerville, Texas	D3b-'13
53	Groves, Quentin	LB	6-3	265	7/5/84	7	Auburn	Greenville, Miss.	FA-'14
56	Moch, Dontay	OLB	6-2	257	7/19/88	3	Nevada	Chandler, Ariz.	FA-'14
91	Morgan, Derrick	OLB	6-3	261	1/6/89	5	Georgia Tech	Coatesville, Pa.	D1-'10
57	Staples, Justin	LB	6-4	245	12/10/89	1	Illinois	Cleveland, Ohio	FA-'14
54	Williamson, Avery	LB	6-1	246	3/9/92	R	Kentucky	Milan, Tenn.	D5-'14
95	Wimbley, Kamerion	OLB	6-4	258	10/13/83	9	Florida State	Wichita, Kan.	FA-'12
59	Woodyard, Wesley	LB	6-0	233	7/21/86	7	Kentucky	LaGrange, Ga.	UFA (DEN)-'14

### CORNERBACKS (5)

32	Harris, Brandon	CB	5-10	189	1/24/90	4	Miami (Fla.)	Miami, Fla.	W (HOU)-'14
28	Huff, Marqueston	DB	5-11	196	4/6/92	R	Wyoming	Texarkana, Texas	D4b-'14
30	McCourty, Jason	CB	6-0	193	8/13/87	6	Rutgers	Nyack, N.J.	D6a-'09
24	Sensabaugh, Coty	CB	5-11	187	11/15/88	3	Clemson	Kingsport, Tenn.	D4-'12
35	Thomas, Jemea	DB	5-10	195	4/7/90	R	Georgia Tech	Fitzgerald, Ga.	FA-'14

### SAFETIES (4)

33	Griffin, Michael	S	6-0	215	1/4/85	8	Texas	Austin, Texas	D1-'07
39	Stafford, Daimion	S	6-1	218	2/18/91	2	Nebraska	Riverside, Calif.	D7-'13
21	Wilson, George	S	6-0	210	3/14/81	9	Arkansas	Paducah, Ky.	FA-'13
36	Wooten, Khalid	CB	5-11	212	2/19/90	1	Nevada	Rialto, Calif.	D6-'13

### PUNTERS (1)

6	Kern, Brett	P	6-2	214	2/17/86	7	Toledo	Grand Island, N.Y.	W (DEN)-'09
---	-------------	---	-----	-----	---------	---	--------	--------------------	-------------

As of Dec. 28, 2014

**Injured Reserve:** CB Bledi Wreh-Wilson, S Bernard Pollard, LB Colin McCarthy, LB Zach Brown



# TENNESSEE TITANS ALPHABETICAL ROSTER (AS OF 12/28/14)

NO.	NAME	POS.	HT.	WT.	BIRTHDATE	EXP.	COLLEGE	HOMETOWN	ACQUIRED
26	Andrews, Antonio	RB	5-10	225	8/17/92	R	Western Kentucky	Fort Campbell, Ky.	FA-'14
44	Battle, Jackie	FB	6-2	240	10/1/83	7	Houston	Houston, Texas	FA-'13
48	Brinkley, Beau	LS	6-4	248	1/25/90	3	Missouri	Kearney, Mo.	FA-'12
58	Burnett, Kaelin	OLB	6-4	240	9/6/89	3	Nevada	Lakewood, Calif.	FA-'14
99	Casey, Jurrell	DT	6-1	305	12/5/89	4	Southern California	Long Beach, Calif.	D3-'11
86	Coffman, Chase	TE	6-6	250	11/10/86	5	Missouri	Peculiar, Mo.	FA-'14
17	Durham, Kris	WR	6-6	216	3/17/88	3	Georgia	Calhoun, Ga.	W (DET)-'14
50	Gooden, Zaviar	LB	6-1	231	8/31/90	2	Missouri	Pflugerville, Texas	D3b-'13
23	Greene, Shonn	RB	5-11	233	8/21/85	6	Iowa	Sicklerville, N.J.	UFA (NYJ)-'13
33	Griffin, Michael	S	6-0	215	1/4/85	8	Texas	Austin, Texas	D1-'07
53	Groves, Quentin	OLB	6-3	265	7/5/84	7	Auburn	Greenville, Miss.	FA-'14
80	Hagan, Derek	WR	6-2	210	9/21/84	8	Arizona State	Palmdale, Calif.	FA-'14
32	Harris, Brandon	CB	5-10	189	1/24/90	4	Miami (Fla.)	Miami, Fla.	W (HOU)-'14
94	Hill, Sammie	NT	6-4	328	11/8/86	6	Stillman	West Blocton, Ala.	UFA (DET)-'13
28	Huff, Marqueston	DB	5-11	196	4/6/92	R	Wyoming	Texarkana, Texas	D4b-'14
90	Jones, DaQuan	DL	6-4	322	12/17/91	R	Penn State	Johnson City, N.Y.	D4a-'14
75	Jones, Terren	T	6-7	341	11/19/91	2	Alabama State	Fort Walton Beach, Fla.	FA-'14
6	Kern, Brett	P	6-2	214	2/17/86	7	Toledo	Grand Island, N.Y.	W (DEN)-'09
97	Klug, Karl	DL	6-3	278	3/31/88	4	Iowa	Caledonia, Minn.	D5-'11
67	Levitte, Andy	G	6-2	303	5/15/86	6	Oregon State	Santa Cruz, Calif.	UFA (BUF)-'13
77	Lewan, Taylor	T	6-7	309	7/22/91	R	Michigan	Cave Creek, Ariz.	D1-'14
93	Martin, Mike	DL	6-1	298	9/1/90	3	Michigan	Detroit, Mich.	D3-'12
30	McCourt, Jason	CB	6-0	193	8/13/87	6	Rutgers	Nyack, N.Y.	D6a-'09
79	Meredith, Jamon	T	6-5	312	5/11/86	5	South Carolina	Simpsonville, S.C.	FA-'14
7	Mettenberger, Zach	QB	6-5	224	7/16/91	R	Louisiana State	Watkinsville, Ga.	D6-'14
56	Moch, Dontay	OLB	6-2	257	7/19/88	3	Nevada	Chandler, Ariz.	FA-'14
91	Morgan, Derrick	OLB	6-3	261	1/6/89	5	Georgia Tech	Coatesville, Pa.	D1-'10
89	Mulligan, Matthew	TE	6-4	267	1/18/85	6	Maine	Enfield, Maine	FA-'14
66	Olson, Eric	G/C	6-3	305	6/16/88	3	Notre Dame	Staten Island, N.Y.	UFA (PIT)-'14
5	Palmer, Jordan	QB	6-5	230	5/30/84	6	Texas-El Paso	Westlake Village, Calif.	FA-'14
92	Pitoitua, Ropati	DE	6-8	298	4/6/85	5	Washington State	Lakewood, Wash.	UFA (KC)-'13
83	Richardson, Rico	WR	6-1	185	7/1/91	1	Jackson State	Natchez, Miss.	FA-'14
20	Sankey, Bishop	RB	5-10	209	9/15/92	R	Washington	Wadsworth, Ohio	D2-'14
24	Sensabaugh, Coty	CB	5-11	187	11/15/88	3	Clemson	Kingsport, Tenn.	D4-'12
60	Spencer, Chris	G/C	6-3	308	3/28/82	10	Mississippi	Flora, Miss.	UFA (CHI)-'13
39	Stafford, Daimion	S	6-1	218	2/18/91	2	Nebraska	Riverside, Calif.	D7-'13
57	Staples, Justin	LB	6-4	245	12/10/89	1	Illinois	Cleveland, Ohio	FA-'14
68	Stingily, Byron	T	6-5	318	9/9/88	4	Louisville	Country Club Hills, Ill.	D6-'11
8	Succop, Ryan	K	6-2	218	9/19/86	6	South Carolina	Hickory, N.C.	FA-'14
76	SVitek, Will	T	6-6	305	1/8/82	9	Stanford	Newbury Park, Calif.	FA-'14
35	Thomas, Jemea	DB	5-10	195	4/7/90	R	Georgia Tech	Fitzgerald, Ga.	FA-'14
82	Walker, Delanie	TE	6-0	248	8/12/84	9	Central Missouri	Pomona, Calif.	UFA (SF)-'13
70	Warmack, Chance	G	6-2	323	9/14/91	2	Alabama	Atlanta, Ga.	D1-'13
29	Washington, Leon	RB	5-8	192	8/29/82	9	Florida State	Jacksonville, Fla.	FA-'14
85	Washington, Nate	WR	6-1	183	8/28/83	10	Tiffin	Toledo, Ohio	UFA (PIT)-'09
12	Whitehurst, Charlie	QB	6-5	226	8/6/82	9	Clemson	Duluth, Ga.	UFA (SD)-'14
54	Williamson, Avery	LB	6-1	246	3/9/92	R	Kentucky	Milan, Tenn.	D5-'14
21	Wilson, George	S	6-0	210	3/4/81	9	Arkansas	Paducah, Ky.	FA-'13
95	Wimbley, Kamerion	OLB	6-4	258	10/13/83	9	Florida State	Wichita, Kan.	FA-'12
96	Woods, Al	DL	6-4	307	3/25/87	5	Louisiana State	Elton, La.	UFA (PIT)-'14
59	Woodyard, Wesley	LB	6-0	233	7/21/86	7	Kentucky	LaGrange, Ga.	UFA (DEN)-'14
36	Wooten, Khalid	DB	5-11	212	2/19/90	1	Nevada	Rialto, Calif.	D6-'13
13	Wright, Kendall	WR	5-10	191	11/12/89	3	Baylor	Pittsburg, Texas	D1-'12
<b>PRACTICE SQUAD (10):</b>									
38	Anderson, Ri'Shard	CB	5-11	194	4/3/91	R	Syracuse	Miramar, Fla.	FA-'14
78	Anunoby, Chigbo	DL	6-4	324	1/4/89	1	Morehouse	Jefferson City, Mo.	FA-'13
51	Askew, Nate	LB	6-4	235	8/20/91	R	Texas A&M	San Antonio, Texas	FA-'14
64	McCray, Justin	G	6-3	321	5/31/92	R	Central Florida	Miami, Fla.	FA-'14
14	Moye, Derek	WR	6-5	210	8/12/88	2	Penn State	Rochester, Pa.	FA-'14
73	Poehls, Will	T	6-8	334	11/27/91	R	Montana	Chandler, Ariz.	FA-'14
37	Seastrunk, Lache	RB	5-9	200	7/29/91	R	Baylor	Temple, Texas	FA-'14
47	Smallwood, Yawin	LB	6-4	236	12/25/91	R	Connecticut	Worcester, Mass.	FA-'14
49	Sutton, Chaz	OLB	6-5	263	9/7/89	R	South Carolina	Savannah, Ga.	FA-'14
11	Tannev, Alex	QB	6-4	220	11/11/87	2	Monmouth	Lexington, Ill.	FA-'14
<b>RESERVE/INJURED (15):</b>									
87	Brackett, Brett	TE	6-5	251	12/13/87	2	Penn State	Lawrence, N.J.	FA-'14
55	Brown, Zach	LB	6-1	248	10/23/89	3	North Carolina	Estill, S.C.	D2-'12
15	Hunter, Justin	WR	6-4	203	5/20/91	2	Tennessee	Virginia Beach Va.	D2-'13
61	Ikard, Gabe	C	6-4	304	9/26/90	R	Oklahoma	Oklahoma City, Okla.	FA-'14
10	Locker, Jake	QB	6-3	223	6/15/88	4	Washington	Ferndale, Wash.	D1-'11
52	McCarthy, Colin	LB	6-1	243	5/30/88	4	Miami (Fla.)	Tampa, Fla.	D4a-'11
22	McCluster, Dexter	RB	5-8	170	8/25/88	5	Mississippi	Largo, Fla.	UFA (KC)-'14
72	Oher, Michael	T	6-4	315	5/28/86	6	Mississippi	Memphis, Tenn.	UFA (BAL)-'14
31	Pollard, Bernard	S	6-1	226	12/23/84	9	Purdue	Fort Wayne, Ind.	FA-'13
71	Roos, Michael	T	6-7	313	10/5/82	10	Eastern Washington	Vancouver, Wash.	D2-'05
62	Schwenke, Brian	C	6-3	318	3/22/91	2	California	Oceanside, Calif.	D4-'13
88	Stevens, Craig	TE	6-3	263	9/1/84	7	California	San Pedro, Calif.	D3-'08
81	Stewart, Josh	WR	5-10	178	10/22/92	R	Oklahoma State	Denton, Texas	FA-'14
84	Thompson, Taylor	TE	6-6	268	10/19/89	3	Southern Methodist	Prosper, Texas	D5-'12
25	Wreh-Wilson, Bliidi	CB	6-1	198	12/5/89	2	Connecticut	Edinboro, Pa.	D3a-'13

Active Roster Count: 53

As of Dec. 28, 2014

**HEAD COACH:** KEN WHISENHUNT

**ASSISTANT COACHES:** RAY HORTON (defensive coordinator), JASON MICHAEL (offensive coordinator), STEVE WATTERSON (strength and conditioning), BOB BOSTAD (offensive line), STEVE BROWN (asst. secondary), LOUIE CIOFFI (secondary), SYLVESTER CROOM (running backs), NICK EASON (asst. defensive line), STEVE HOFFMAN (special teams asst.), SHAWN JEFFERSON (wide receivers), NATE KACZOR (special teams), CANNON MATTHEWS (quality control coordinator - defense), JOHN McNULTY (quarterbacks), MIKE MULARKY (tight ends), KEVIN PATULLO (asst. wide receivers), ARTHUR SMITH (asst. tight ends), GIFF SMITH (defensive line), LOU SPANOS (linebackers), LUKE STECKEL (offensive asst.), MIKE SULLIVAN (asst. offensive line)

**PRONUNCIATION GUIDE:**

KAE LIN Burnett . . . . . KAY-linn  
 ZAVIAR Gooden . . . . . ZAY-vee-er  
 SHONN Greene . . . . . SHAWN  
 MARQUESTON Huff . . . . . mar-QUEST-un  
 DAQUAN Jones . . . . . Day-QUAN

Karl KLUG . . . . . KLOOG  
 Andy LEVITRE . . . . . juh-VEE-tree  
 Taylor LEWAN . . . . . leh-WAHN  
 Dontay MOCH . . . . . MOKE  
 ROPATI PITOITUA . . . . . roe-POT-ee Puh-TOE-uh-TWO-ah

Byron STINGILY . . . . . STING-lee  
 Ryan SUCCOP . . . . . Succ-up  
 WILL SVITEK . . . . . SVEE-tech  
 KAMERION Wimbley . . . . . Cameron

# TENNESSEE TITANS NUMERICAL ROSTER (AS OF 12/28/14)

NO.	NAME	POS.	HT.	WT.	AGE	EXP.	COLLEGE	HOMETOWN	ACQUIRED
5	Jordan Palmer	QB	6-5	230	30	6	Texas-El Paso	Westlake Village, Calif.	FA-'14
6	Brett Kern	P	6-2	214	28	7	Toledo	Grand Island, N.Y.	W (DEN)-'09
7	Zach Mettenberger	QB	6-5	224	23	R	Louisiana State	Watkinsville, Ga.	D6-'14
8	Ryan Succop	K	6-2	218	28	6	South Carolina	Hickory, N.C.	FA-'14
12	Charlie Whitehurst	QB	6-5	226	32	9	Clemson	Duluth, Ga.	UFA (SD)-'14
13	Kendall Wright	WR	5-10	191	25	3	Baylor	Pittsburg, Texas	D1-'12
17	Kris Durham	WR	6-6	216	26	3	Georgia	Calhoun, Ga.	W (DET)-'14
20	Bishop Sankey	RB	5-10	209	22	R	Washington	Wadsworth, Ohio	D2-'14
21	George Wilson	S	6-0	210	33	9	Arkansas	Paducah, Ky.	FA-'13
23	Shonn Greene	RB	5-11	233	29	6	Iowa	Sicklerville, N.J.	UFA (NYJ)-'13
24	Coty Sensabaugh	CB	5-11	187	26	3	Clemson	Kingsport, Tenn.	D4-'12
26	Antonio Andrews	RB	5-10	225	22	R	Western Kentucky	Fort Campbell, Ky.	FA-'14
28	Marqueston Huff	DB	5-11	196	22	R	Wyoming	Texarkana, Texas	D4b-'14
29	Leon Washington	RB	5-8	192	32	9	Florida State	Jacksonville, Fla.	FA-'13
30	Jason McCourty	CB	6-0	193	27	6	Rutgers	Nyack, N.Y.	D6a-'09
32	Brandon Harris	CB	5-10	189	24	4	Miami (Fla.)	Miami, Fla.	W (HOU)-'14
33	Michael Griffin	S	6-0	215	29	8	Texas	Austin, Texas	D1-'07
35	Jamea Thomas	DB	5-10	195	24	R	Georgia Tech	Fitzgerald, Ga.	FA-'14
36	Khalid Wooten	DB	5-11	212	24	1	Nevada	Rialto, Calif.	D6-'13
39	Daimion Stafford	S	6-1	218	23	2	Nebraska	Riverside, Calif.	D7-'13
44	Jackie Battle	FB	6-2	240	31	7	Houston	Houston, Texas	FA-'13
48	Beau Brinkley	LS	6-4	248	24	3	Missouri	Kearney, Mo.	FA-'12
50	Zaviar Gooden	LB	6-1	231	24	2	Missouri	Pflugerville, Texas	D3b-'13
53	Quentin Groves	OLB	6-3	265	30	7	Auburn	Greenville, Miss.	FA-'14
54	Avery Williamson	LB	6-1	246	22	R	Kentucky	Milan, Tenn.	D5-'14
56	Dontay Moch	OLB	6-2	257	26	3	Nevada	Chandler, Ariz.	FA-'14
57	Justin Staples	LB	6-4	245	25	1	Illinois	Cleveland, Ohio	FA-'14
58	Kaelin Burnett	OLB	6-4	240	25	3	Nevada	Lakewood, Calif.	FA-'14
59	Wesley Woodyard	LB	6-0	233	28	7	Kentucky	LaGrange, Ga.	UFA (DEN)-'14
60	Chris Spencer	G/C	6-3	308	32	10	Mississippi	Flora, Miss.	UFA (CHI)-'13
67	Andy Levitre	G	6-2	303	28	6	Oregon State	Santa Cruz, Calif.	UFA (BUF)-'13
68	Byron Stingily	T	6-5	318	26	4	Louisville	Country Club Hills, Ill.	D6-'11
69	Eric Olsen	G/C	6-3	305	26	3	Notre Dame	Staten Island, N.Y.	UFA (PIT)-'14
70	Chance Warmack	G	6-2	323	23	2	Alabama	Atlanta, Ga.	D1-'13
75	Terren Jones	T	6-7	341	23	2	Alabama State	Fort Walton Beach, Fla.	FA-'14
76	Will Svitek	T	6-6	305	32	9	Stanford	Newbury Park, Calif.	FA-'14
77	Taylor Lewan	T	6-7	309	23	R	Michigan	Cave Creek, Ariz.	D1-'14
79	Jamon Meredith	T	6-5	312	28	5	South Carolina	Simpsonville, S.C.	FA-'14
80	Derek Hagan	WR	6-2	210	30	8	Arizona State	Palmdale, Calif.	FA-'14
82	Delanie Walker	TE	6-0	248	30	9	Central Missouri	Pomona, Calif.	UFA (SF)-'13
83	Rico Richardson	WR	6-1	185	23	1	Jackson State	Natchez, Miss.	FA-'14
85	Nate Washington	WR	6-1	183	31	10	Tiffin	Toledo, Ohio	UFA (PIT)-'09
86	Chase Coffman	TE	6-6	250	28	5	Missouri	Peculiar, Mo.	FA-'14
89	Matthew Mulligan	TE	6-4	267	29	6	Maine	Enfield, Maine	FA-'14
90	DaQuan Jones	DL	6-4	322	23	R	Penn State	Johnson City, N.Y.	D4a-'14
91	Derrick Morgan	OLB	6-3	261	25	5	Georgia Tech	Coatesville, Pa.	D1-'10
92	Ropati Pitoitua	DE	6-8	298	29	5	Washington State	Lakewood, Wash.	UFA (KC)-'13
93	Mike Martin	DL	6-1	298	24	3	Michigan	Detroit, Mich.	D3-'12
94	Sammie Hill	NT	6-4	328	28	6	Stillman	West Blocton, Ala.	UFA (DET)-'13
95	Kameron Wimbley	OLB	6-4	258	31	9	Florida State	Wichita, Kan.	FA-'12
96	Al Woods	DL	6-4	307	27	5	Louisiana State	Elton, La.	UFA (PIT)-'14
97	Karl Klug	DL	6-3	278	26	4	Iowa	Caledonia, Minn.	D5-'11
99	Jurrell Casey	DT	6-1	305	25	4	Southern California	Long Beach, Calif.	D3-'11
<b>PRACTICE SQUAD (10):</b>									
11	Alex Tanney	QB	6-4	220	27	2	Monmouth	Lexington, Ill.	FA-'14
14	Derek Moyer	WR	6-5	210	26	2	Penn State	Rochester, Pa.	FA-'14
37	Lache Seastrunk	RB	5-9	200	23	R	Baylor	Temple, Texas	FA-'14
38	Ri'Shard Anderson	CB	5-11	194	23	R	Syracuse	Miramar, Fla.	FA-'14
47	Yavin Smallwood	LB	6-4	236	23	R	Connecticut	Worcester, Mass.	FA-'14
49	Chaz Sutton	OLB	6-5	263	25	R	South Carolina	Savannah, Ga.	FA-'14
51	Nate Askev	LB	6-4	235	23	R	Texas A&M	San Antonio, Texas	FA-'14
64	Justin McCray	G	6-3	321	22	R	Central Florida	Miami, Fla.	FA-'14
73	Will Poehls	T	6-8	334	23	R	Montana	Chandler, Ariz.	FA-'14
78	Chigbo Anunoby	DL	6-4	324	25	1	Morehouse	Jefferson City, Mo.	FA-'13
<b>RESERVE/INJURED (15):</b>									
10	Jake Locker	QB	6-3	223	26	4	Washington	Ferndale, Wash.	D1-'11
15	Justin Hunter	WR	6-4	203	23	2	Tennessee	Virginia Beach, Va.	D2-'13
22	Dexter McCluster	RB	5-8	170	26	5	Mississippi	Largo, Fla.	UFA (KC)-'14
25	Blidi Wreh-Wilson	CB	6-1	198	25	2	Connecticut	Edinboro, Pa.	D3a-'13
31	Bernard Pollard	S	6-1	226	30	9	Purdue	Fort Wayne, Ind.	FA-'13
52	Colin McCarthy	LB	6-1	243	26	4	Miami (Fla.)	Tampa, Fla.	D4a-'11
55	Zach Brown	LB	6-1	248	25	3	North Carolina	Estil, S.C.	D2-'12
61	Gabe Ikard	C	6-4	304	24	R	Oklahoma	Oklahoma City, Okla.	FA-'14
62	Brian Schwenke	C	6-3	318	23	2	California	Oceanside, Calif.	D4-'13
71	Michael Roos	T	6-7	313	32	10	Eastern Washington	Vancouver, Wash.	D2-'05
72	Michael Oher	T	6-4	315	28	6	Mississippi	Memphis, Tenn.	UFA (BAL)-'14
81	Josh Stewart	WR	5-10	178	22	R	Oklahoma State	Denton, Texas	FA-'14
84	Taylor Thompson	TE	6-6	268	25	3	Southern Methodist	Prosper, Texas	D5-'12
87	Brett Brackett	TE	6-5	251	27	2	Penn State	Lawrence, N.J.	FA-'14
88	Craig Stevens	TE	6-3	263	30	7	California	San Pedro, Calif.	D3-'08

Active Roster Count: 53

As of Dec. 28, 2014

**HEAD COACH:** KEN WHISENHUNT

**ASSISTANT COACHES:** RAY HORTON (defensive coordinator), JASON MICHAEL (offensive coordinator), STEVE WATTERSON (strength and conditioning), BOB BOSTAD (offensive line), STEVE BROWN (asst. secondary), LOUIE CIOFFI (secondary), SYLVESTER CROOM (running backs), NICK EASON (asst. defensive line), STEVE HOFFMAN (special teams asst.), SHAWN JEFFERSON (wide receivers), NATE KACZOR (special teams), CANNON MATTHEWS (quality control coordinator - defense), JOHN McNULTY (quarterbacks), MIKE MULARKEY (tight ends), KEVIN PATULLO (asst. wide receivers), ARTHUR SMITH (asst. tight ends), GIFF SMITH (defensive line), LOU SPANOS (linebackers), LUKE STECKEL (offensive asst.), MIKE SULLIVAN (asst. offensive line)

**HOW ACQUIRED KEY:** FA (free agent), UFA (unrestricted free agent), RFA (restricted free agent), D (draft pick), W (waivers), T (trade)



TENNESSEE  
**TITANS**

# **GAME-BY-GAME STATISTICS**



## 2014 TENNESSEE TITANS GAME-BY-GAME OFFENSE

	9/7 at KC	9/14 DAL	9/21 at CIN	9/28 at IND	10/5 CLE	10/12 JAX	10/19 at WAS	10/26 HOU	11/9 at BAL	11/17 PIT	11/23 at PHI	11/30 at HOU	12/7 NYG	12/14 NYJ	12/18 at JAX	12/28 IND	2014 Totals
<b>Points</b>	<b>26</b>	<b>10</b>	<b>7</b>	<b>17</b>	<b>28</b>	<b>16</b>	<b>17</b>	<b>16</b>	<b>7</b>	<b>24</b>	<b>24</b>	<b>21</b>	<b>7</b>	<b>11</b>	<b>13</b>	<b>10</b>	<b>254</b>
1st Qtr	0	0	0	0	7	3	3	3	7	7	0	0	0	3	7	0	40
2nd Qtr	10	0	0	10	21	7	7	0	0	10	17	0	0	2	3	7	94
3rd Qtr	10	10	0	7	0	3	0	6	0	7	0	14	7	6	0	3	73
4th Qtr	6	0	7	0	0	3	7	7	0	0	7	7	0	0	3	0	47
Overtime	0	0	0	0	0	0	0	0	0	0	0	0	0	0	0	0	0
TDs (Ru-P-Ret)	0-2-0	0-1-0	1-0-0	1-1-0	1-3-0	1-0-0	0-2-0	0-2-0	0-1-0	1-2-0	1-2-0	0-2-1	0-0-1	0-0-0	0-1-0	0-1-0	6-20-2
PATs (M/A)	2-2	1-1	1-1	2-2	4-4	1-1	2-2	101	1-1	3-3	3-3	3-3	1-1	0-0	1-1	1-1	27-27
2PT Convs (M/A)	0-0	0-0	0-0	0-0	0-0	0-0	0-0	0-1	0-0	0-0	0-0	0-0	0-0	0-0	0-0	0-0	0-1
FGs (M/A)	4-4	1-1	0-2	1-1	0-0	3-3	1-1	1-1	0-0	1-1	1-1	0-0	0-1	3-3	2-2	1-1	19-22
Safeties	0	0	0	0	0	0	0	0	0	0	0	0	0	1	0	0	1
<b>First Downs</b>	<b>24</b>	<b>13</b>	<b>22</b>	<b>16</b>	<b>22</b>	<b>14</b>	<b>14</b>	<b>13</b>	<b>14</b>	<b>14</b>	<b>16</b>	<b>19</b>	<b>12</b>	<b>17</b>	<b>19</b>	<b>9</b>	<b>258</b>
Rushing	5	4	11	4	8	3	5	1	3	3	4	6	2	4	6	6	75
Passing	18	9	7	9	11	9	6	12	11	10	11	10	9	11	13	3	159
Penalty	1	0	4	3	3	2	3	0	0	1	1	3	1	2	0	0	24
<b>3rd Down Conv (M/A)</b>	<b>7-16</b>	<b>2-10</b>	<b>2-12</b>	<b>1-9</b>	<b>8-14</b>	<b>3-11</b>	<b>3-11</b>	<b>2-12</b>	<b>4-12</b>	<b>3-8</b>	<b>2-12</b>	<b>3-9</b>	<b>2-13</b>	<b>6-16</b>	<b>7-15</b>	<b>4-16</b>	<b>59-196</b>
3rd Down Conv Pct	43.75%	20.00%	16.67%	11.11%	57.14%	27.27%	27.27%	16.67%	33.33%	37.50%	16.67%	33.33%	15.38%	37.50%	46.67%	25.00%	30.10%
<b>4th Down Conv (M/A)</b>	<b>0-0</b>	<b>0-1</b>	<b>1-2</b>	<b>0-0</b>	<b>0-1</b>	<b>0-0</b>	<b>1-1</b>	<b>1-2</b>	<b>0-0</b>	<b>0-0</b>	<b>1-2</b>	<b>0-0</b>	<b>1-3</b>	<b>0-1</b>	<b>0-1</b>	<b>1-3</b>	<b>6-17</b>
4th Down Conv Pct	0.00%	0.00%	50.00%	0.00%	0.00%	0.00%	100.00%	50.00%	0.00%	0.00%	50.00%	0.00%	33.33%	0.00%	0.00%	33.33%	35.29%
<b>Red Zone Conv (M/A)</b>	<b>2-4</b>	<b>0-1</b>	<b>1-2</b>	<b>2-3</b>	<b>3-3</b>	<b>1-3</b>	<b>1-2</b>	<b>2-4</b>	<b>102</b>	<b>2-3</b>	<b>2-4</b>	<b>0-1</b>	<b>0-1</b>	<b>0-2</b>	<b>1-2</b>	<b>1-2</b>	<b>19-39</b>
Red Zone Conv Pct	50.00%	0.00%	50.00%	66.67%	100.00%	33.33%	50.00%	50.00%	50.00%	66.67%	50.00%	0.00%	0.00%	0.00%	50.00%	50.00%	48.72%
<b>Goal to Go Conv (M/A)</b>	<b>1-1</b>	<b>0-1</b>	<b>1-1</b>	<b>2-2</b>	<b>0-0</b>	<b>1-2</b>	<b>0-0</b>	<b>0-0</b>	<b>1-2</b>	<b>2-3</b>	<b>2-3</b>	<b>0-0</b>	<b>0-0</b>	<b>0-1</b>	<b>1-2</b>	<b>1-2</b>	<b>12-20</b>
Goal to Go Conv Pct	100.00%	0.00%	100.00%	100.00%	0.00%	50.00%	0.00%	0.00%	50.00%	66.67%	66.67%	0.00%	0.00%	0.00%	50.00%	50.00%	60.00%
<b>Total Net Yards</b>	<b>405</b>	<b>314</b>	<b>326</b>	<b>261</b>	<b>410</b>	<b>290</b>	<b>236</b>	<b>326</b>	<b>210</b>	<b>312</b>	<b>351</b>	<b>320</b>	<b>207</b>	<b>342</b>	<b>357</b>	<b>192</b>	<b>4859</b>
Total Off. Plays	75	49	64	47	65	55	49	56	54	39	63	56	57	64	67	59	919
Avg. Gain Per Play	5.4	6.4	5.1	5.6	6.3	5.3	4.8	5.8	3.9	8.0	5.6	5.7	3.6	5.3	5.3	3.3	5.3
<b>Net Yards Rushing</b>	<b>162</b>	<b>82</b>	<b>149</b>	<b>85</b>	<b>149</b>	<b>70</b>	<b>76</b>	<b>36</b>	<b>67</b>	<b>49</b>	<b>52</b>	<b>83</b>	<b>61</b>	<b>89</b>	<b>95</b>	<b>142</b>	<b>1447</b>
Total Rushing Plays	38	13	28	16	30	24	22	13	22	15	19	22	14	28	28	24	356
Avg. Gain Per Rush	4.3	6.3	5.3	5.3	5.0	2.9	3.5	2.8	3.0	3.3	2.7	3.8	4.4	3.2	3.4	5.9	4.1
<b>Net Yards Passing</b>	<b>243</b>	<b>232</b>	<b>177</b>	<b>176</b>	<b>261</b>	<b>220</b>	<b>160</b>	<b>290</b>	<b>143</b>	<b>263</b>	<b>299</b>	<b>237</b>	<b>146</b>	<b>253</b>	<b>262</b>	<b>50</b>	<b>3412</b>
Times Sacked	4	2	2	3	3	3	1	2	5	0	5	3	8	1	4	4	50
Yards Lost on Sacks	23	2	8	18	12	13	0	9	36	0	46	38	60	7	25	29	326
Gross Yards Passing	266	234	185	194	273	233	160	299	179	263	345	275	206	260	287	79	3738
Pass Attempts	33	34	34	28	32	28	26	41	27	24	39	31	35	35	35	31	513
Pass Completions	22	18	17	14	21	17	17	27	16	15	20	19	23	16	24	13	299
Completion Pct	66.67%	52.94%	50.00%	50.00%	65.63%	60.71%	65.38%	65.85%	59.26%	62.50%	51.28%	61.29%	65.71%	45.71%	68.57%	41.94%	58.28%
Avg. Gain Per Pass	6.6	6.4	4.9	5.7	7.5	7.1	5.9	6.7	4.5	11.0	6.8	7.0	3.4	7.0	6.7	1.4	6.1
Interceptions	0	2	2	2	0	0	1	1	1	0	1	3	2	0	0	0	16
<b>Fumbles / Fum. Lost</b>	<b>1-0</b>	<b>1-0</b>	<b>2-0</b>	<b>2-1</b>	<b>0-0</b>	<b>1-0</b>	<b>1-1</b>	<b>1-1</b>	<b>1-0</b>	<b>0-1</b>	<b>3-2</b>	<b>1-1</b>	<b>2-1</b>	<b>2-1</b>	<b>0-0</b>	<b>4-1</b>	<b>23-10</b>
<b>Penalties</b>	<b>12</b>	<b>5</b>	<b>11</b>	<b>6</b>	<b>7</b>	<b>5</b>	<b>11</b>	<b>6</b>	<b>9</b>	<b>1</b>	<b>7</b>	<b>6</b>	<b>5</b>	<b>9</b>	<b>7</b>	<b>4</b>	<b>111</b>
PenaltyYards	110	30	99	68	68	48	96	61	67	10	56	66	39	76	47	20	961
<b>Punts</b>	<b>6</b>	<b>5</b>	<b>4</b>	<b>6</b>	<b>5</b>	<b>5</b>	<b>5</b>	<b>6</b>	<b>8</b>	<b>4</b>	<b>6</b>	<b>5</b>	<b>6</b>	<b>6</b>	<b>5</b>	<b>7</b>	<b>89</b>
Gross Punting Average	50.7	45	35.3	44.2	37.6	49.8	39.2	51.7	51.8	35.3	49.0	45.2	47.3	49.2	40.6	54.7	46.3
Touchbacks	0	1	2	0	0	2	0	0	0	0	0	0	0	0	1	1	7
Inside20	3	1	0	2	1	3	2	2	0	2	2	2	1	3	1	3	28
Punts Blocked	0	0	0	0	1	0	0	0	0	0	0	0	0	0	0	0	1
Net Punting Average	42.8	38	25.3	41.8	34.8	39.8	39.0	48.7	48.8	31.8	40.7	41.2	39.2	45.3	34.4	46.1	40.8
<b>Punt Returns</b>	<b>1</b>	<b>0</b>	<b>1</b>	<b>1</b>	<b>3</b>	<b>4</b>	<b>1</b>	<b>2</b>	<b>2</b>	<b>1</b>	<b>3</b>	<b>1</b>	<b>1</b>	<b>4</b>	<b>4</b>	<b>1</b>	<b>30</b>
Punt Return Yards	-2	0	1	7	16	16	0	57	10	1	13	21	4	26	27	10	207
Punt Return Avg.	-2	0	1	7.0	5.3	4.0	0.0	28.5	5.0	1.0	4.3	21.0	4.0	6.5	6.8	10.0	6.9
Fair Catches	3	0	0	3	0	1	0	2	1	1	0	2	2	0	2	1	18
<b>Kickoff Returns</b>	<b>1</b>	<b>5</b>	<b>2</b>	<b>0</b>	<b>2</b>	<b>1</b>	<b>3</b>	<b>3</b>	<b>2</b>	<b>5</b>	<b>7</b>	<b>2</b>	<b>4</b>	<b>5</b>	<b>1</b>	<b>5</b>	<b>48</b>
Kickoff Return Yards	22	68	56	0	31	50	62	77	43	124	186	71	63	116	12	140	1121
Kickoff Return Avg.	22	13.6	28	0.0	15.5	50.0	20.7	25.7	21.5	24.8	26.6	35.5	15.8	23.2	12.0	28.0	23.4
<b>Time of Possession</b>	<b>37:44</b>	<b>18:49</b>	<b>31:16</b>	<b>17:39</b>	<b>30:43</b>	<b>28:53</b>	<b>30:56</b>	<b>24:38</b>	<b>29:13</b>	<b>20:11</b>	<b>26:48</b>	<b>26:44</b>	<b>25:17</b>	<b>29:57</b>	<b>34:52</b>	<b>26:34</b>	<b>27:31</b>
<b>Turnover Ratio</b>	<b>+3</b>	<b>-1</b>	<b>-1</b>	<b>-2</b>	<b>+1</b>	<b>+2</b>	<b>0</b>	<b>-2</b>	<b>-2</b>	<b>0</b>	<b>-1</b>	<b>-3</b>	<b>-2</b>	<b>-1</b>	<b>0</b>	<b>-1</b>	<b>-10</b>

# 2014 TENNESSEE TITANS GAME-BY-GAME DEFENSE

	9/7 at KC	9/14 DAL	9/21 at CIN	9/28 at IND	10/5 CLE	10/12 JAX	10/19 at WAS	10/26 HOU	11/9 at BAL	11/17 PIT	11/23 at PHI	11/30 at HOU	12/7 NYG	12/14 NYJ	12/18 at JAX	12/28 IND	2014 Totals
<b>Points</b>	<b>10</b>	<b>26</b>	<b>33</b>	<b>41</b>	<b>29</b>	<b>14</b>	<b>19</b>	<b>30</b>	<b>21</b>	<b>27</b>	<b>43</b>	<b>45</b>	<b>36</b>	<b>16</b>	<b>21</b>	<b>27</b>	<b>438</b>
1st Qtr	0	3	10	14	0	7	3	0	0	13	17	14	17	0	0	7	105
2nd Qtr	3	13	9	6	10	0	3	13	7	0	10	10	6	3	7	10	110
3rd Qtr	0	7	7	14	3	0	7	14	7	0	7	7	10	7	7	0	97
4th Qtr	7	3	7	7	16	7	6	3	7	14	9	14	3	6	7	10	126
Overtime	0	0	0	0	0	0	0	0	0	0	0	0	0	0	0	0	0
TDs (Ru-P-Ret)	0-1-0	1-1-0	3-1-0	1-4-0	0-3-0	1-1-0	0-1-0	2-1-0	2-1-0	1-1-1	2-1-1	0-6-0	1-1-1	1-1-0	2-1-0	0-3-0	17-28-3
PATs (M/A)	1-1	2-2	4-4	5-5	3-3	2-2	1-1	3-3	3-3	3-3	4-4	6-6	3-3	1-1	3-3	3-3	47-47
2PT Convs (M/A)	0-0	0-0	0-0	0-0	0-0	0-0	0-0	0-0	0-0	0-0	0-0	0-0	0-0	0-1	0-0	0-0	0-1
FGs (M/A)	1-2	4-4	1-1	2-2	2-2	0-1	4-4	3-3	0-0	2-2	5-6	1-2	5-5	1-2	0-0	2-3	33-39
Safeties	0	0	1	0	1	0	0	0	0	0	0	0	0	0	0	0	2
<b>First Downs</b>	<b>15</b>	<b>26</b>	<b>25</b>	<b>31</b>	<b>27</b>	<b>27</b>	<b>16</b>	<b>24</b>	<b>18</b>	<b>29</b>	<b>26</b>	<b>24</b>	<b>19</b>	<b>17</b>	<b>17</b>	<b>16</b>	<b>357</b>
Rushing	1	13	11	7	10	8	5	9	8	15	7	5	6	6	7	1	119
Passing	11	10	10	21	16	17	9	14	10	14	18	18	13	8	7	15	211
Penalty	3	3	4	3	1	2	2	1	0	0	1	1	0	3	3	0	27
<b>3rd Down Conv (M/A)</b>	<b>1-12</b>	<b>9-16</b>	<b>3-9</b>	<b>7-14</b>	<b>4-12</b>	<b>8-15</b>	<b>3-11</b>	<b>7-16</b>	<b>4-13</b>	<b>7-13</b>	<b>10-19</b>	<b>11-17</b>	<b>8-18</b>	<b>2-13</b>	<b>5-13</b>	<b>5-16</b>	<b>94-227</b>
3rd Down Conv Pct	8.33%	56.25%	33.33%	50.00%	33.33%	53.33%	27.27%	43.75%	30.77	53.85%	52.63%	64.71%	44.44%	15.38%	38.46%	31.25%	41.41%
<b>4th Down Conv (M/A)</b>	<b>1-2</b>	<b>0-0</b>	<b>0-1</b>	<b>0-0</b>	<b>0-2</b>	<b>0-0</b>	<b>0-0</b>	<b>0-0</b>	<b>1-1</b>	<b>0-0</b>	<b>0-0</b>	<b>1-1</b>	<b>0-0</b>	<b>1-1</b>	<b>0-0</b>	<b>1-3</b>	<b>5-11</b>
4th Down Conv Pct	50.00%	0.00%	0.00%	0.00%	0.00%	0.00%	0.00%	0.00%	100.00%	0.00%	0.00%	100.00%	0.00%	100.00%	0.00%	33.33%	45.45%
<b>Red Zone Conv (M/A)</b>	<b>1-2</b>	<b>2-3</b>	<b>4-5</b>	<b>4-6</b>	<b>3-4</b>	<b>2-2</b>	<b>0-4</b>	<b>2-4</b>	<b>2-3</b>	<b>2-4</b>	<b>3-7</b>	<b>4-5</b>	<b>1-5</b>	<b>2-2</b>	<b>2-2</b>	<b>3-5</b>	<b>37-63</b>
Red Zone Conv Pct	50.00%	66.67%	80.00%	66.67%	75.00%	100.00%	0.00%	50.00%	66.67%	50.00%	42.86%	80.00%	20.00%	100.00%	100.00%	60.00%	58.73%
<b>Goal to Go Conv (M/A)</b>	<b>1-1</b>	<b>1-1</b>	<b>3-3</b>	<b>3-3</b>	<b>1-1</b>	<b>1-1</b>	<b>0-1</b>	<b>2-3</b>	<b>0-1</b>	<b>1-2</b>	<b>2-4</b>	<b>4-4</b>	<b>0-2</b>	<b>1-1</b>	<b>1-1</b>	<b>2-4</b>	<b>23-33</b>
Goal to Go Conv Pct	100.00%	100.00%	100.00%	100.00%	100.00%	100.00%	0.00%	66.67%	0.00%	50.00%	50.00%	100.00%	0.00%	100.00%	100.00%	50.00%	69.70%
<b>Total Net Yards</b>	<b>245</b>	<b>368</b>	<b>300</b>	<b>498</b>	<b>460</b>	<b>379</b>	<b>351</b>	<b>405</b>	<b>312</b>	<b>386</b>	<b>462</b>	<b>457</b>	<b>402</b>	<b>277</b>	<b>288</b>	<b>378</b>	<b>5968</b>
Total Off. Plays	56	76	57	82	74	75	57	80	62	73	83	69	73	60	56	66	1099
Avg. Gain Per Play	4.4	4.8	5.3	6.1	6.2	5.1	6.2	5.1	5.0	5.3	5.6	6.6	5.5	4.6	5.1	5.7	5.4
<b>Net Yards Rushing</b>	<b>67</b>	<b>220</b>	<b>116</b>	<b>105</b>	<b>175</b>	<b>82</b>	<b>100</b>	<b>212</b>	<b>151</b>	<b>206</b>	<b>164</b>	<b>99</b>	<b>142</b>	<b>114</b>	<b>177</b>	<b>64</b>	<b>2195</b>
Total Rushing Plays	17	43	31	41	36	23	26	40	34	36	38	36	30	29	25	30	515
Avg. Gain Per Rush	3.9	5.1	3.7	2.6	4.9	3.6	3.8	5.3	4.4	5.7	4.3	2.8	4.7	3.9	7.1	2.1	4.3
<b>Net Yards Passing</b>	<b>178</b>	<b>148</b>	<b>184</b>	<b>393</b>	<b>285</b>	<b>297</b>	<b>251</b>	<b>193</b>	<b>161</b>	<b>180</b>	<b>298</b>	<b>358</b>	<b>260</b>	<b>163</b>	<b>111</b>	<b>314</b>	<b>3773</b>
Times Sacked	4	4	0	0	1	6	3	5	1	5	2	0	0	3	4	1	39
Yards Lost on Sacks	24	28	0	0	7	39	16	34	8	27	9	0	0	16	13	1	222
Gross Yards Passing	202	176	184	393	292	336	267	227	169	207	307	358	260	179	124	315	3995
Pass Attempts	35	29	26	41	37	46	28	35	27	32	43	33	43	28	27	35	545
Pass Completions	19	19	17	29	21	32	21	19	16	21	30	24	26	16	14	23	347
Completion Pct	54.29%	65.52%	65.38%	70.73%	56.76%	69.57%	75.00%	54.29%	59.26%	65.63%	69.77%	72.73%	60.47%	57.14%	51.85%	65.71%	63.67%
Avg. Gain Per Pass	4.6	4.5	7.1	9.6	7.5	5.7	8.1	4.8	5.8	4.9	6.6	10.8	6.0	5.3	3.6	8.7	6.5
Interceptions	3	0	1	1	1	1	1	0	0	1	2	0	1	0	0	0	12
<b>Fumbles / Fum. Lost</b>	<b>0-0</b>	<b>1-1</b>	<b>0-0</b>	<b>0-0</b>	<b>0-0</b>	<b>1-1</b>	<b>1-1</b>	<b>0-0</b>	<b>1-0</b>	<b>0-0</b>	<b>0-0</b>	<b>1-1</b>	<b>0-0</b>	<b>0-0</b>	<b>1-0</b>	<b>1-0</b>	<b>7-4</b>
<b>Penalties</b>	<b>3</b>	<b>4</b>	<b>7</b>	<b>11</b>	<b>7</b>	<b>6</b>	<b>7</b>	<b>4</b>	<b>5</b>	<b>4</b>	<b>9</b>	<b>5</b>	<b>7</b>	<b>7</b>	<b>3</b>	<b>4</b>	<b>93</b>
Penalty Yards	25	25	50	88	74	35	50	35	40	39	69	40	70	46	25	20	731
<b>Punts</b>	<b>5</b>	<b>4</b>	<b>4</b>	<b>4</b>	<b>3</b>	<b>6</b>	<b>3</b>	<b>6</b>	<b>7</b>	<b>2</b>	<b>3</b>	<b>3</b>	<b>4</b>	<b>7</b>	<b>7</b>	<b>5</b>	<b>73</b>
Gross Punting Average	42.6	55.0	49.3	42.0	49.0	47.7	41.3	44.8	45.3	40.5	45.0	45.7	46.5	50.3	45.9	40.6	46
Touchbacks	0	2	0	0	0	1	0	0	0	0	0	0	1	2	1	0	7
Inside20	2	1	3	3	0	1	1	4	4	0	1	0	1	1	1	3	26
Punts Blocked	0	0	0	0	0	0	0	0	0	0	0	0	0	0	0	0	0
Net Punting Average	43.0	45.0	49.0	40.3	43.7	41.7	41.3	35.3	43.9	40.0	40.7	38.7	40.5	40.9	39.1	38.6	41.2
<b>Punt Returns</b>	<b>4</b>	<b>1</b>	<b>0</b>	<b>4</b>	<b>4</b>	<b>2</b>	<b>1</b>	<b>2</b>	<b>4</b>	<b>1</b>	<b>6</b>	<b>2</b>	<b>4</b>	<b>3</b>	<b>2</b>	<b>3</b>	<b>43</b>
Punt Return Yards	47	15	0	14	14	10	1	18	24	14	50	20	49	23	11	40	350
Punt Return Avg.	11.8	15.0	0.0	3.5	3.5	5.0	1.0	9.0	6.0	14.0	8.3	10.0	12.3	7.7	5.5	13.3	8.1
Fair Catches	2	0	1	2	0	1	3	2	2	2	0	2	2	3	1	2	25
<b>Kickoff Returns</b>	<b>3</b>	<b>0</b>	<b>1</b>	<b>2</b>	<b>4</b>	<b>1</b>	<b>2</b>	<b>0</b>	<b>1</b>	<b>5</b>	<b>3</b>	<b>1</b>	<b>1</b>	<b>3</b>	<b>1</b>	<b>3</b>	<b>31</b>
Kickoff Return Yards	57	0	18	61	79	25	46	0	27	123	156	7	20	77	29	130	855
Kickoff Return Avg.	19.0	0.0	18.0	30.5	19.8	25.0	23.0	0.0	27.0	24.6	52.0	7.0	20.0	25.7	29.0	43.3	27.6

# 2014 TENNESSEE TITANS GAME-BY-GAME STARTERS

**BOLD** denotes rookie

## OFFENSE

Date	Opp	WR	LT	LG	C	RG	RT	TE	WR	TE/FB/WR	QB	RB
09/07/14	@ KC	N. Washington	M. Roos	A. Levitre	B. Schwenke	C. Warmack	M. Oher	D. Walker	K. Wright	T. Thompson (TE)	J. Locker	D. McCluster
09/14/14	Dal	N. Washington	M. Roos	A. Levitre	B. Schwenke	C. Warmack	M. Oher	D. Walker	K. Wright	C. Stevens (TE)	J. Locker	S. Greene
09/21/14	@ Cin	N. Washington	M. Roos	A. Levitre	B. Schwenke	C. Warmack	M. Oher	D. Walker	K. Wright	C. Stevens (TE)	J. Locker	S. Greene
09/28/14	@ Ind	N. Washington	M. Roos	A. Levitre	B. Schwenke	C. Warmack	M. Oher	D. Walker	K. Wright	C. Stevens (TE)	C. Whitehurst	S. Greene
10/05/14	Cle	J. Hunter	M. Roos	A. Levitre	B. Schwenke	C. Warmack	M. Oher	D. Walker	K. Wright	C. Stevens (TE)	J. Locker	S. Greene
10/12/14	Jax	J. Hunter	<b>T. Lewan</b>	A. Levitre	B. Schwenke	C. Warmack	M. Oher	D. Walker	K. Wright	C. Coffman (TE)	C. Whitehurst	<b>B. Sankey</b>
10/19/14	@ Was	N. Washington	<b>T. Lewan</b>	A. Levitre	B. Schwenke	C. Warmack	M. Oher	D. Walker	K. Wright	J. Hunter (WR)	C. Whitehurst	D. McCluster
10/26/14	Hou	N. Washington	<b>T. Lewan</b>	A. Levitre	B. Schwenke	C. Warmack	M. Oher	B. Stingily	J. Hunter	R. Gordon (TE)	<b>Z. Mettenberger</b>	S. Greene
11/09/14	@ Bal	J. Hunter	<b>T. Lewan</b>	A. Levitre	B. Schwenke	C. Warmack	M. Oher	D. Walker	K. Wright	J. Battle (FB)	<b>Z. Mettenberger</b>	<b>B. Sankey</b>
11/17/14	Pit	N. Washington	<b>T. Lewan</b>	A. Levitre	B. Schwenke	C. Warmack	M. Oher	C. Coffman	J. Hunter	R. Gordon (TE)	<b>Z. Mettenberger</b>	<b>B. Sankey</b>
11/23/14	@ Phi	J. Hunter	<b>T. Lewan</b>	A. Levitre	B. Schwenke	C. Warmack	M. Oher	D. Walker	K. Wright	B. Brackett (TE)	<b>Z. Mettenberger</b>	<b>B. Sankey</b>
11/30/14	@ Hou	J. Hunter	W. Svitek	A. Levitre	C. Spencer	C. Warmack	B. Stingily	D. Walker	K. Wright	B. Brackett (TE)	<b>Z. Mettenberger</b>	<b>B. Sankey</b>
12/07/14	NYG	N. Washington	W. Svitek	A. Levitre	C. Spencer	C. Warmack	B. Stingily	D. Walker	D. Hagan	B. Brackett (TE)	<b>Z. Mettenberger</b>	<b>B. Sankey</b>
12/14/14	NYJ	N. Washington	W. Svitek	A. Levitre	C. Spencer	C. Warmack	J. Meredith	D. Walker	D. Hagan	B. Brackett (TE)	J. Locker	<b>B. Sankey</b>
12/18/14	@ Jax	N. Washington	J. Meredith	A. Levitre	C. Spencer	C. Warmack	B. Stingily	D. Walker	K. Wright	C. Coffman (TE)	C. Whitehurst	<b>B. Sankey</b>
12/28/14	Ind	N. Washington	J. Meredith	A. Levitre	C. Spencer	C. Warmack	B. Stingily	D. Walker	D. Hagan	M. Mulligan (TE)	C. Whitehurst	<b>B. Sankey</b>

**BOLD** denotes rookie

## DEFENSE

Date	Opp	DE/DB	NT	DT	OLB	ILB	ILB/CB	OLB	CB	CB	SS	FS
09/07/14	@ KC	R. Pitoitua	S. Hill	J. Casey	D. Morgan	W. Woodyard	Z. Brown	K. Wimbley	B. Wreh-Wilson	J. McCourty	B. Pollard	M. Griffin
09/14/14	Dal	G. Wilson (DB)	S. Hill	J. Casey	D. Morgan	W. Woodyard	C. Sensabaugh (CB)	S. Phillips	B. Wreh-Wilson	J. McCourty	B. Pollard	M. Griffin
09/21/14	@ Cin	R. Pitoitua	S. Hill	J. Casey	D. Morgan	W. Woodyard	Z. Gooden	K. Wimbley	B. Wreh-Wilson	J. McCourty	B. Pollard	M. Griffin
09/28/14	@ Ind	M. Martin	S. Hill	J. Casey	D. Morgan	W. Woodyard	Z. Gooden	K. Wimbley	B. Wreh-Wilson	J. McCourty	B. Pollard	M. Griffin
10/05/14	Cle	R. Pitoitua	S. Hill	J. Casey	D. Morgan	W. Woodyard	<b>A. Williamson</b>	K. Wimbley	C. Sensabaugh	J. McCourty	B. Pollard	M. Griffin
10/12/14	Jax	R. Pitoitua	S. Hill	J. Casey	D. Morgan	W. Woodyard	<b>A. Williamson</b>	K. Wimbley	B. Wreh-Wilson	J. McCourty	G. Wilson	M. Griffin
10/19/14	@ Was	M. Martin	S. Hill	J. Casey	D. Morgan	W. Woodyard	<b>A. Williamson</b>	K. Wimbley	B. Wreh-Wilson	J. McCourty	G. Wilson	M. Griffin
10/26/14	Hou	R. Pitoitua	S. Hill	J. Casey	D. Morgan	W. Woodyard	<b>A. Williamson</b>	K. Wimbley	B. Wreh-Wilson	J. McCourty	<b>M. Huff</b>	M. Griffin
11/09/14	@ Bal	R. Pitoitua	A. Woods	J. Casey	D. Morgan	W. Woodyard	<b>A. Williamson</b>	K. Wimbley	B. Wreh-Wilson	J. McCourty	G. Wilson	M. Griffin
11/17/14	Pit	R. Pitoitua	S. Hill	J. Casey	D. Morgan	W. Woodyard	<b>A. Williamson</b>	K. Wimbley	B. Wreh-Wilson	J. McCourty	G. Wilson	M. Griffin
11/23/14	@ Phi	M. Martin	S. Hill	J. Casey	D. Morgan	W. Woodyard	<b>A. Williamson</b>	K. Wimbley	C. Sensabaugh	J. McCourty	B. Ghee (CB)	M. Griffin
11/30/14	@ Hou	R. Pitoitua	S. Hill	J. Casey	D. Morgan	W. Woodyard	<b>A. Williamson</b>	Q. Groves	B. Wreh-Wilson	J. McCourty	G. Wilson	M. Griffin
12/07/14	NYG	R. Pitoitua	S. Hill	J. Casey	D. Morgan	W. Woodyard	<b>A. Williamson</b>	Q. Groves	B. Wreh-Wilson	J. McCourty	G. Wilson	M. Griffin
12/14/14	NYJ	R. Pitoitua	S. Hill	J. Casey	D. Morgan	W. Woodyard	<b>A. Williamson</b>	Q. Groves	C. Sensabaugh	J. McCourty	G. Wilson	M. Griffin
12/18/14	@ Jax	R. Pitoitua	S. Hill	J. Casey	D. Morgan	W. Woodyard	<b>A. Williamson</b>	K. Wimbley	C. Sensabaugh	J. McCourty	G. Wilson	M. Griffin
12/28/14	Ind	<b>D. Jones</b>	S. Hill	J. Casey	D. Morgan	W. Woodyard	<b>A. Williamson</b>	K. Wimbley	C. Sensabaugh	J. McCourty	G. Wilson	M. Griffin



# 2014 TENNESSEE TITANS GAME-BY-GAME INDIVIDUAL LEADERS

Date	Opp	PASSING YDS.	RUSHING YDS.	RUSHING ATT.	RECEPTIONS	RECEIVING YDS.	TACKLES *	SACKS	INTERCEPTIONS
09/07/14 @	KC	J. Locker (266)	S. Greene (71)	S. Greene (15)	K. Wright (6)	J. Hunter (63)	W. Woodyard (7)	W. Woodyard, S. Hill, K. Klug & C. Sensabaugh (1)	J. McCourty (2)
09/14/14	Dal	J. Locker (234)	S. Greene (40)	S. Greene (5)	D. Walker (10)	D. Walker (142)	B. Pollard (11)	J. Casey (2)	None
09/21/14 @	Cin	J. Locker (185)	B. Sankey (61)	B. Sankey & S. Greene (10)	K. Wright (5)	D. Walker (54)	W. Woodyard (11)	None	G. Wilson (1)
09/28/14 @	Ind	C. Whitehurst (177)	C. Whitehurst (40)	B. Sankey (6)	D. Walker & K. Wright (5)	D. Walker (84)	W. Woodyard (12)	None	W. Woodyard (1)
10/05/14	Cle	C. Whitehurst (194)	K. Wright (43)	S. Greene (11)	K. Wright (6)	J. Hunter (99)	M. Griffin (15)	M. Griffin (1)	M. Griffin (1)
10/12/14	Jax	C. Whitehurst (233)	B. Sankey (61)	B. Sankey (18)	D. McCluster (6)	J. Hunter (77)	J. McCourty & B. Wreh-Wilson (11)	J. Casey (2)	B. Wreh-Wilson (1)
10/19/14 @	Was	C. Whitehurst (160)	B. Sankey (56)	B. Sankey (16)	K. Wright (6)	K. Wright (68)	W. Woodyard (11)	M. Griffin, D. Morgan & S. Hill (1)	W. Woodyard (1)
10/26/14	Hou	Z. Mettenberger (299)	B. Sankey (35)	B. Sankey (9)	N. Washington, D. McCluster, D. Walker, J. Hunter & B. Sankey (4)	N. Washington (68)	A. Williamson (11)	A. Williamson, M. Griffin, R. Pitoitua, D. Stafford & K. Wimbley (1)	None
11/09/14 @	Bal	Z. Mettenberger (179)	B. Sankey (58)	B. Sankey (17)	K. Wright (4)	K. Wright (53)	A. Williamson (12)	D. Morgan (1)	None
11/17/14	Pit	Z. Mettenberger (263)	B. Sankey (38)	B. Sankey (11)	K. Wright (4)	N. Washington (80)	A. Williamson & J. Casey (9)	A. Williamson (2)	J. McCourty (1)
11/23/14 @	Phi	Z. Mettenberger (345)	B. Sankey (37)	B. Sankey (10)	D. Walker (5)	D. Walker (155)	D. Morgan (13)	J. Casey & D. Morgan (1)	B. Ghee & D. Stafford (1)
11/30/14 @	Hou	Z. Mettenberger (184)	B. Sankey (42)	B. Sankey (10)	K. Wright (7)	K. Wright (132)	G. Wilson (9)	None	None
12/07/14	NYG	Z. Mettenberger (125)	J. Locker (28)	B. Sankey (9)	D. Hagan (6)	D. Hagan (62)	W. Woodyard, J. McCourty & M. Griffin (10)	None	M. Huff (1)
12/14/14	NYJ	C. Whitehurst (203)	S. Greene (50)	S. Greene (16)	N. Washington (6)	N. Washington (102)	G. Wilson (8)	A. Woods, D. Morgan & G. Wilson (1)	None
12/18/14 @	Jax	C. Whitehurst (287)	B. Sankey (44)	B. Sankey (14)	L. Washington (7)	K. Wright (73)	D. Morgan & G. Wilson (6)	D. Morgan (2)	None
12/28/14	Ind	C. Whitehurst (72)	S. Greene (94)	S. Greene (11)	D. Walker (7)	D. Walker (43)	W. Woodyard (9)	D. Jones (1)	None

\* Titans tackles from coaches' tally

# 2014 OPPONENTS GAME-BY-GAME INDIVIDUAL LEADERS

Date	Opp	PASSING YDS.	RUSHING YDS.	RUSHING ATT.	RECEPTIONS	RECEIVING YDS.	TACKLES *	SACKS	INTERCEPTIONS
09/07/14 @	KC	A. Smith (202)	A. Smith (36)	J. Charles (7)	D. Avery (7)	D. Avery (84)	E. Berry (15)	J. Houston (2)	None
09/14/14	Dal	T. Romo (103)	D. Murray (167)	D. Murray (29)	D. Bryant (10)	D. Bryant (103)	R. McClain (7)	R. McClain (1)	R. McClain & B. Church (1)
09/21/14 @	Cin	A. Dalton (169)	G. Bernard (47)	G. Bernard (14)	A. Green (6)	A. Green (102)	G. Iloka (8)	C. Dunlap & D. Dennard (1)	R. Nelson & R. Geathers (1)
09/28/14 @	Ind	A. Luck (393)	T. Richardson (47)	T. Richardson (20)	R. Wayne (7)	R. Wayne (119)	D. Jackson (10)	D. Jackson, C. Redding & Z. Kerr (1)	M. Adams (2)
10/05/14	Cle	B. Hoyer (291)	B. Tate (124)	B. Tate (22)	T. Gabriel & T. Benjamin (4)	T. Gabriel (95)	K. Dansby (8)	K. Williams, A. Bryant & J. Sheard (1)	None
10/12/14	Jax	B. Bortles (336)	B. Bortles (38)	S. Johnson (10)	C. Shorts (10)	C. Shorts (103)	J. Cyprien (14)	E. Hood, C. Clemons & W. Blackmon (1)	None
10/19/14 @	Was	K. Cousins (139)	A. Morris (54)	A. Morris (18)	P. Garcon & J. Reed (5)	P. Garcon (87)	K. Robinson (14)	F. Kearsse (1)	B. Breeland (1)
10/26/14	Hou	R. Fitzpatrick (227)	A. Foster (151)	A. Foster (20)	A. Johnson (7)	D. Hopkins (95)	M. Mohamed (8)	J. Watt (2)	D. Swearingen (1)
11/09/14 @	Bal	J. Flacco (169)	J. Forsett (112)	J. Forsett (20)	T. Smith (5)	T. Smith (75)	T. Suggs (6)	E. Dumervil (2.5)	D. Gorrer (1)
11/17/14	Pit	B. Roethlisberger (207)	L. Bell (204)	L. Bell (33)	A. Brown (9)	A. Brown (91)	W. Allen, S. Spence & M. Mitchell (5)	None	W. Gay (1)
11/23/14 @	Phi	M. Sanchez (307)	L. McCoy (130)	L. McCoy (21)	J. Matthews & J. Maclin (6)	J. Matthews (77)	M. Kendricks (7)	T. Cole & C. Barwin (2)	B. Boykin (1)
11/30/14 @	Hou	R. Fitzpatrick (358)	A. Foster (79)	A. Foster (19)	D. Hopkins (9)	D. Hopkins (238)	D. Swearingen (7)	J. Watt (2)	J. Rolle, K. Lewis & A. Bouye (1)
12/07/14	NYG	E. Manning (260)	A. Williams (131)	A. Williams (24)	O. Beckham (11)	O. Beckham (130)	J. McClain (8)	J. Pierre-Paul & D. Kennard (2)	Q. Demps & D. Rodgers-Cromartie (1)
12/14/14	NYJ	G. Smith (179)	C. Johnson (55)	C. Ivory (12)	E. Decker (7)	E. Decker (100)	D. Davis (7)	Q. Coples (1)	None
12/18/14 @	Jax	B. Bortles (115)	J. Todman (71)	T. Gerhart (12)	M. Lee (4)	M. Lee (65)	T. Smith (15)	A. Jones, S. Marks, C. Smith & R. Davis (1)	None
12/28/14	Ind	A. Luck (160)	D. Herron (35)	D. Herron (10)	C. Fleener (5)	C. Fleener (56)	D. Jackson (9)	J. Newsome (2)	None

\* Opponents tackles from press box stats

# 2014 TENNESSEE TITANS INDIVIDUAL GAME-BY-GAME PASSING STATISTICS

## JAKE LOCKER

Date	Opp	W-L	GP / GS	PASSING												
				Att	Cmp	Pct	Yds	Yd/Att	TD	TD%	Int	Int%	Lg	Sk	Yds	Rat
09/07/14	@ KC	W	S	33	22	66.7	266	8.1	2	6.1	0	0.0	39	4	23	111.4
09/14/14	Dal	L	S	34	18	52.9	234	6.9	1	2.9	2	5.9	61t	2	2	60.2
09/21/14	@ Cin	L	S	34	17	50.0	185	5.4	0	0.0	2	5.9	28	2	8	41.9
09/28/14	@ Ind	L	IA	0	0	-	0	-	0	-	0	-	0	0	0	-
10/05/14	Cle	L	S	11	8	72.7	79	7.2	1	9.1	0	0.0	21	1	1	122.9
10/12/14	Jax	W	IA	0	0	-	0	-	0	-	0	-	0	0	0	-
10/19/14	@ Was	L	IA	0	0	-	0	-	0	-	0	-	0	0	0	-
10/26/14	Hou	L	DNP	0	0	-	0	-	0	-	0	-	0	0	0	-
11/09/14	@ Bal	L	DNP	0	0	-	0	-	0	-	0	-	0	0	0	-
11/17/14	Pit	L	DNP	0	0	-	0	-	0	-	0	-	0	0	0	-
11/23/14	@ Phi	L	DNP	0	0	-	0	-	0	-	0	-	0	0	0	-
11/30/14	@ Hou	L	p	12	6	50.0	91	7.6	1	8.3	2	16.7	35	2	24	63.5
12/07/14	NYG	L	p	11	9	81.8	81	7.4	0	0.0	1	9.1	18	3	27	59.5
12/14/14	NYJ	L	S	11	6	54.5	57	5.2	0	0.0	0	0.0	26	0	0	69.1
12/18/14	@ Jax	0	IR	Injured Reserve												
12/28/14	Ind	0	IR	Injured Reserve												
2014 Totals:	2-12	7	/ 5	146	86	58.9	993	6.8	5	3.4	7	4.8	61t	14	85	70.9

## ZACH METTENBERGER

Date	Opp	W-L	GP / GS	PASSING												
				Att	Cmp	Pct	Yds	Yd/Att	TD	TD%	Int	Int%	Lg	Sk	Yds	Rat
09/07/14	@ KC	W	IA	0	0	-	0	-	0	-	0	-	0	0	0	-
09/14/14	Dal	L	IA	0	0	-	0	-	0	-	0	-	0	0	0	-
09/21/14	@ Cin	L	IA	0	0	-	0	-	0	-	0	-	0	0	0	-
09/28/14	@ Ind	L	p	5	2	40.0	17	3.4	0	0.0	1	20.0	12	0	0	10.0
10/05/14	Cle	L	IA	0	0	-	0	-	0	-	0	-	0	0	0	-
10/12/14	Jax	W	DNP	0	0	-	0	-	0	-	0	-	0	0	0	-
10/19/14	@ Was	L	DNP	0	0	-	0	-	0	-	0	-	0	0	0	-
10/26/14	Hou	L	S	41	27	65.9	299	7.3	2	4.9	1	2.4	48	2	9	93.4
11/09/14	@ Bal	L	S	27	16	59.3	179	6.6	1	3.7	1	3.7	20	5	36	76.0
11/17/14	Pit	L	S	24	15	62.5	263	11.0	2	8.3	1	4.2	80t	0	0	110.2
11/23/14	@ Phi	L	S	39	20	51.3	345	8.8	2	5.1	1	2.6	68	5	46	88.1
11/30/14	@ Hou	L	S	19	13	68.4	184	9.7	1	5.3	1	5.3	36t	1	14	95.1
12/07/14	NYG	L	S	24	14	58.3	125	5.2	0	0.0	1	4.2	30	5	33	55.0
12/14/14	NYJ	L	IA	0	0	-	0	-	0	-	0	-	0	0	0	-
12/18/14	@ Jax	L	IA	0	0	-	0	-	0	-	0	-	0	0	0	-
12/28/14	Ind	L	IA	0	0	-	0	-	0	-	0	-	0	0	0	-
2014 Totals:	2-14	7	/ 6	179	107	59.8	1412	7.9	8	4.5	7	3.9	80t	18	138	83.4

## JORDAN PALMER

Date	Opp	W-L	GP / GS	PASSING												
				Att	Cmp	Pct	Yds	Yd/Att	TD	TD%	Int	Int%	Lg	Sk	Yds	Rat
09/07/14	@ KC			Not on Roster												
09/14/14	Dal			Not on Roster												
09/21/14	@ Cin			Not on Roster												
09/28/14	@ Ind			Not on Roster												
10/05/14	Cle			Not on Roster												
10/12/14	Jax			Not on Roster												
10/19/14	@ Was			Not on Roster												
10/26/14	Hou			Not on Roster												
11/09/14	@ Bal			Not on Roster												
11/17/14	Pit			Not on Roster												
11/23/14	@ Phi			Not on Roster												
11/30/14	@ Hou			Not on Roster												
12/07/14	NYG			Not on Roster												
12/14/14	NYJ			Not on Roster												
12/18/14	@ Jax	L	DNP	0	0	-	0	-	0	-	0	-	0	0	0	-
12/28/14	Ind	L	p	3	1	33.3	7	2.3	0	0.0	0	0.0	0	0	0	42.4
2014 Totals:	0-2	1	/ 0	3	1	33.3	7	2.3	0	0.0	0	0.0	0	0	0	42.4

## CHARLIE WHITEHURST

Date	Opp	W-L	GP / GS	PASSING												
				Att	Cmp	Pct	Yds	Yd/Att	TD	TD%	Int	Int%	Lg	Sk	Yds	Rat
09/07/14	@ KC	W	DNP	0	0	-	0	-	0	-	0	-	0	0	0	-
09/14/14	Dal	L	DNP	0	0	-	0	-	0	-	0	-	0	0	0	-
09/21/14	@ Cin	L	DNP	0	0	-	0	-	0	-	0	-	0	0	0	-
09/28/14	@ Ind	L	S	23	12	52.2	177	7.7	1	4.3	1	4.3	31	3	18	74.0
10/05/14	Cle	L	p	21	13	61.9	194	9.2	2	9.5	0	0.0	75t	2	11	123.9
10/12/14	Jax	W	S	28	17	60.7	233	8.3	0	0.0	0	0.0	38	3	13	87.4
10/19/14	@ Was	L	S	26	17	65.4	160	6.2	2	7.7	1	3.8	38t	1	0	91.8
10/26/14	Hou	L	IA	0	0	-	0	-	0	-	0	-	0	0	0	-
11/09/14	@ Bal	L	IA	0	0	-	0	-	0	-	0	-	0	0	0	-
11/17/14	Pit	L	IA	0	0	-	0	-	0	-	0	-	0	0	0	-
11/23/14	@ Phi	L	IA	0	0	-	0	-	0	-	0	-	0	0	0	-
11/30/14	@ Hou	L	IA	0	0	-	0	-	0	-	0	-	0	0	0	-
12/07/14	NYG	L	DNP	0	0	-	0	-	0	-	0	-	0	0	0	-
12/14/14	NYJ	L	p	24	10	41.7	203	8.5	0	0.0	0	0.0	49	1	7	72.0
12/18/14	@ Jax	L	S	35	24	68.6	287	8.2	1	2.9	0	0.0	39	4	25	102.9
12/28/14	Ind	L	S	28	12	42.9	72	2.6	1	3.6	0	0.0	10	4	29	62.2
2014 Totals:	2-14	7	/ 5	185	105	56.8	1326	7.2	7	3.8	2	1.1	75t	18	103	87.4



# 2014 TENNESSEE TITANS INDIVIDUAL GAME-BY-GAME RUSHING STATISTICS

ANTONIO ANDREWS (RB)								JACKIE BATTLE (FB)							
			RUSHING								RUSHING				
Date	Opp	GP / GS	Att	Yds	Avg	Lg	TD	Date	Opp	GP / GS	Att	Yds	Avg	Lg	TD
09/07/14	@ KC	PS	0	0	-	0	0	09/07/14	@ KC	p	0	0	-	0	0
09/14/14	Dal	PS	0	0	-	0	0	09/14/14	Dal	p	0	0	-	0	0
09/21/14	@ Cin	PS	0	0	-	0	0	09/21/14	@ Cin	p	1	5	5.0	5	0
09/28/14	@ Ind	PS	0	0	-	0	0	09/28/14	@ Ind	p	0	0	-	0	0
10/05/14	Cle	PS	0	0	-	0	0	10/05/14	Cle	p	0	0	-	0	0
10/12/14	Jax	PS	0	0	-	0	0	10/12/14	Jax	p	1	1	1.0	1t	1
10/19/14	@ Was	PS	0	0	-	0	0	10/19/14	@ Was	p	2	3	1.5	2	0
10/26/14	Hou	IA	0	0	-	0	0	10/26/14	Hou	p	0	0	-	0	0
11/09/14	@ Bal	IA	0	0	-	0	0	11/09/14	@ Bal	S	0	0	-	0	0
11/17/14	Pit	IA	0	0	-	0	0	11/17/14	Pit	p	0	0	-	0	0
11/23/14	@ Phi	p	0	0	-	0	0	11/23/14	@ Phi	p	0	0	-	0	0
11/30/14	@ Hou	IA	0	0	-	0	0	11/30/14	@ Hou	p	0	0	-	0	0
12/07/14	NYG	p	0	0	-	0	0	12/07/14	NYG	p	0	0	-	0	0
12/14/14	NYJ	DNP	0	0	-	0	0	12/14/14	NYJ	p	0	0	-	0	0
12/18/14	@ Jax	p	0	0	-	0	0	12/18/14	@ Jax	p	0	0	-	0	0
12/28/14	Ind	p	0	0	-	0	0	12/28/14	Ind	p	1	0	0.0	0	0
<b>2014 Totals:</b>	<b>4 / 0</b>		<b>0</b>	<b>0</b>	<b>-</b>	<b>0</b>	<b>0</b>	<b>2014 Totals:</b>	<b>16 / 1</b>		<b>5</b>	<b>9</b>	<b>1.8</b>	<b>5</b>	<b>1</b>

SHONN GREENE (RB)								JAKE LOCKER (QB)							
			RUSHING								RUSHING				
Date	Opp	GP / GS	Att	Yds	Avg	Lg	TD	Date	Opp	GP / GS	Att	Yds	Avg	Lg	TD
09/07/14	@ KC	p	15	71	4.7	18	0	09/07/14	@ KC	S	6	14	2.3	8	0
09/14/14	Dal	S	5	40	8.0	13	0	09/14/14	Dal	S	2	9	4.5	8	0
09/21/14	@ Cin	S	10	33	3.3	20	1	09/21/14	@ Cin	S	6	50	8.3	29	0
09/28/14	@ Ind	S	3	10	3.3	6	0	09/28/14	@ Ind	IA	0	0	-	0	0
10/05/14	Cle	S	11	36	3.3	10	0	10/05/14	Cle	S	4	34	8.5	12	1
10/12/14	Jax	IA	0	0	-	0	0	10/12/14	Jax	IA	0	0	-	0	0
10/19/14	@ Was	IA	0	0	-	0	0	10/19/14	@ Was	IA	0	0	-	0	0
10/26/14	Hou	S	1	1	1.0	1	0	10/26/14	Hou	DNP	0	0	-	0	0
11/09/14	@ Bal	p	4	8	2.0	4	0	11/09/14	@ Bal	DNP	0	0	-	0	0
11/17/14	Pit	p	3	6	2.0	3	0	11/17/14	Pit	DNP	0	0	-	0	0
11/23/14	@ Phi	p	6	15	2.5	4	1	11/23/14	@ Phi	DNP	0	0	-	0	0
11/30/14	@ Hou	p	2	0	0.0	0	0	11/30/14	@ Hou	p	0	0	-	0	0
12/07/14	NYG	IA	0	0	-	0	0	12/07/14	NYG	p	2	28	14.0	21	0
12/14/14	NYJ	p	16	50	3.1	8	0	12/14/14	NYJ	S	2	7	3.5	7	0
12/18/14	@ Jax	p	7	28	4.0	11	0	12/18/14	@ Jax	IR	Injured Reserve				
12/28/14	Ind	p	11	94	8.5	52	0	12/28/14	Ind	IR	Injured Reserve				
<b>2014 Totals:</b>	<b>13 / 5</b>		<b>94</b>	<b>392</b>	<b>4.2</b>	<b>52</b>	<b>2</b>	<b>2014 Totals:</b>	<b>7 / 5</b>		<b>22</b>	<b>142</b>	<b>6.5</b>	<b>29</b>	<b>1</b>

DEXTER MCCLUSTER (RB)								ZACH METTENBERGER (QB)							
			RUSHING								RUSHING				
Date	Opp	GP / GS	Att	Yds	Avg	Lg	TD	Date	Opp	GP / GS	Att	Yds	Avg	Lg	TD
09/07/14	@ KC	S	9	29	3.2	7	0	09/07/14	@ KC	IA	0	0	-	0	0
09/14/14	Dal	p	4	30	7.5	16	0	09/14/14	Dal	IA	0	0	-	0	0
09/21/14	@ Cin	p	1	0	0.0	0	0	09/21/14	@ Cin	IA	0	0	-	0	0
09/28/14	@ Ind	p	2	1	0.5	1	0	09/28/14	@ Ind	p	0	0	-	0	0
10/05/14	Cle	p	3	10	3.3	8	0	10/05/14	Cle	IA	0	0	-	0	0
10/12/14	Jax	p	2	6	3.0	3	0	10/12/14	Jax	DNP	0	0	-	0	0
10/19/14	@ Was	S	1	-1	-1.0	-1	0	10/19/14	@ Was	DNP	0	0	-	0	0
10/26/14	Hou	p	2	1	0.5	2	0	10/26/14	Hou	S	1	-1	-1.0	-1	0
11/09/14	@ Bal	p	0	0	-	0	0	11/09/14	@ Bal	S	0	0	-	0	0
11/17/14	Pit	p	1	5	5.0	5	0	11/17/14	Pit	S	0	0	-	0	0
11/23/14	@ Phi	p	1	2	2.0	2	0	11/23/14	@ Phi	S	2	-2	-1.0	-1	0
11/30/14	@ Hou	p	9	33	3.7	10	0	11/30/14	@ Hou	S	1	8	8.0	8	0
12/07/14	NYG	p	0	0	-	0	0	12/07/14	NYG	S	1	-1	-1.0	-1	0
12/14/14	NYJ	p	5	15	3.0	11	0	12/14/14	NYJ	IA	0	0	-	0	0
12/18/14	@ Jax	IR	Injured Reserve					12/18/14	@ Jax	IA	0	0	-	0	0
12/28/14	Ind	IR	Injured Reserve					12/28/14	Ind	IA	0	0	-	0	0
<b>2014 Totals:</b>	<b>14 / 2</b>		<b>40</b>	<b>131</b>	<b>3.3</b>	<b>16</b>	<b>0</b>	<b>2014 Totals:</b>	<b>7 / 6</b>		<b>5</b>	<b>4</b>	<b>0.8</b>	<b>8</b>	<b>0</b>

# 2014 TENNESSEE TITANS INDIVIDUAL GAME-BY-GAME RUSHING STATISTICS

BISHOP SANKEY (RB)								LEON WASHINGTON (RB)							
			RUSHING								RUSHING				
Date	Opp	GP / GS	Att	Yds	Avg	Lg	TD	Date	Opp	GP / GS	Att	Yds	Avg	Lg	TD
09/07/14	@ KC	p	6	25	4.2	12	0	09/07/14	@ KC	p	2	23	11.5	16	0
09/14/14	Dal	p	2	3	1.5	4	0	09/14/14	Dal	p	0	0	-	0	0
09/21/14	@ Cin	p	10	61	6.1	18	0	09/21/14	@ Cin	p	0	0	-	0	0
09/28/14	@ Ind	p	6	34	5.7	10	1	09/28/14	@ Ind	p	0	0	-	0	0
10/05/14	Cle	p	8	27	3.4	11	0	10/05/14	Cle	p	0	0	-	0	0
10/12/14	Jax	S	18	61	3.4	22	0	10/12/14	Jax	p	1	1	1.0	1	0
10/19/14	@ Was	p	16	56	3.5	11	0	10/19/14	@ Was	p	1	8	8.0	8	0
10/26/14	Hou	p	9	35	3.9	9	0	10/26/14	Hou	p	0	0	-	0	0
11/09/14	@ Bal	S	16	55	3.4	11	0	11/09/14	@ Bal	p	1	3	3.0	3	0
11/17/14	Pit	S	11	38	3.5	9t	1	11/17/14	Pit	p	0	0	-	0	0
11/23/14	@ Phi	S	10	37	3.7	13	0	11/23/14	@ Phi	p	0	0	-	0	0
11/30/14	@ Hou	S	10	42	4.2	12	0	11/30/14	@ Hou	p	0	0	-	0	0
12/07/14	NYG	S	9	25	2.8	7	0	12/07/14	NYG	p	2	9	4.5	5	0
12/14/14	NYJ	S	3	8	2.7	5	0	12/14/14	NYJ	p	0	0	-	0	0
12/18/14	@ Jax	S	14	44	3.1	8	0	12/18/14	@ Jax	p	4	11	2.8	11	0
12/28/14	Ind	S	4	18	4.5	11	0	12/28/14	Ind	p	2	2	1.0	2	0
<b>2014 Totals:</b>			<b>16</b>	<b>569</b>	<b>3.7</b>	<b>22</b>	<b>2</b>	<b>2014 Totals:</b>			<b>16</b>	<b>57</b>	<b>4.4</b>	<b>16</b>	<b>0</b>

CHARLIE WHITEHURST (RB)							
			RUSHING				
Date	Opp	GP / GS	Att	Yds	Avg	Lg	TD
09/07/14	@ KC	DNP	0	0	-	0	0
09/14/14	Dal	DNP	0	0	-	0	0
09/21/14	@ Cin	DNP	0	0	-	0	0
09/28/14	@ Ind	S	5	40	8.0	23	0
10/05/14	Cle	p	2	-1	-0.5	0	0
10/12/14	Jax	S	2	1	0.5	2	0
10/19/14	@ Was	S	2	10	5.0	6	0
10/26/14	Hou	IA	0	0	-	0	0
11/09/14	@ Bal	IA	0	0	-	0	0
11/17/14	Pit	IA	0	0	-	0	0
11/23/14	@ Phi	IA	0	0	-	0	0
11/30/14	@ Hou	IA	0	0	-	0	0
12/07/14	NYG	DNP	0	0	-	0	0
12/14/14	NYJ	p	2	9	4.5	10	0
12/18/14	@ Jax	S	3	12	4.0	10	0
12/28/14	Ind	S	4	19	4.8	13	0
<b>2014 Totals:</b>			<b>7</b>	<b>90</b>	<b>4.5</b>	<b>23</b>	<b>0</b>

## Other rushers:

K. Wright (2 for 43 yards vs. Cle., 10/5; 1 for 1 yard at Bal., 11/9; 1 for 10 yards vs. Ind., 12/28), J. Palmer (1 for -1 yards vs. Ind., 12/28)

# 2014 TENNESSEE TITANS INDIVIDUAL GAME-BY-GAME RECEIVING STATISTICS

JACKIE BATTLE (FB)								BRETT BRACKETT (TE)							
Date	Opp	GP / GS	RECEIVING					Date	Opp	GP / GS	RECEIVING				
			No	Yds	Avg	Lg	TD				No	Yds	Avg	Lg	TD
09/07/14	@ KC	p	0	0	-	0	0	09/07/14	@ KC		Not on Roster				
09/14/14	Dal	p	0	0	-	0	0	09/14/14	Dal		Not on Roster				
09/21/14	@ Cin	p	0	0	-	0	0	09/21/14	@ Cin		Not on Roster				
09/28/14	@ Ind	p	0	0	-	0	0	09/28/14	@ Ind		Not on Roster				
10/05/14	Cle	p	0	0	-	0	0	10/05/14	Cle		Not on Roster				
10/12/14	Jax	p	0	0	-	0	0	10/12/14	Jax	p	0	0	-	0	0
10/19/14	@ Was	p	2	13	6.5	12	0	10/19/14	@ Was	p	0	0	-	0	0
10/26/14	Hou	p	0	0	-	0	0	10/26/14	Hou		Not on Roster				
11/09/14	@ Bal	S	1	11	11.0	11	0	11/09/14	@ Bal	IA	0	0	-	0	0
11/17/14	Pit	p	2	4	2.0	9	0	11/17/14	Pit	S	0	0	-	0	0
11/23/14	@ Phi	p	0	0	-	0	0	11/23/14	@ Phi	S	0	0	-	0	0
11/30/14	@ Hou	p	0	0	-	0	0	11/30/14	@ Hou	S	0	0	-	0	0
12/07/14	NYG	p	0	0	-	0	0	12/07/14	NYG	S	0	0	-	0	0
12/14/14	NYJ	p	0	0	-	0	0	12/14/14	NYJ	S	0	0	-	0	0
12/18/14	@ Jax	p	0	0	-	0	0	12/18/14	@ Jax	IR	Injured Reserve				
12/28/14	Ind	p	0	0	-	0	0	12/28/14	Ind	IR	Injured Reserve				
2014 Totals:			16	/	1			2014 Totals:	7 / 4		0	0	-	0	0

CHASE COFFMAN (TE)							KRIS DURHAM (WR)								
Date	Opp	GP / GS	RECEIVING					Date	Opp	GP / GS	RECEIVING				
			No	Yds	Avg	Lg	TD				No	Yds	Avg	Lg	TD
09/07/14	@ KC		Not on Roster					09/07/14	@ KC	IA	0	0	-	0	0
09/14/14	Dal		Not on Roster					09/14/14	Dal	IA	0	0	-	0	0
09/21/14	@ Cin		Not on Roster					09/21/14	@ Cin	IA	0	0	-	0	0
09/28/14	@ Ind	p	0	0	-	0	0	09/28/14	@ Ind	IA	0	0	-	0	0
10/05/14	Cle	p	2	18	9.0	9	0	10/05/14	Cle	IA	0	0	-	0	0
10/12/14	Jax	S	0	0	-	0	0	10/12/14	Jax	DNP	0	0	-	0	0
10/19/14	@ Was	p	0	0	-	0	0	10/19/14	@ Was	DNP	0	0	-	0	0
10/26/14	Hou	p	0	0	-	0	0	10/26/14	Hou	IA	0	0	-	0	0
11/09/14	@ Bal	p	0	0	-	0	0	11/09/14	@ Bal	IA	0	0	-	0	0
11/17/14	Pit	S	3	32	10.7	18	1	11/17/14	Pit	IA	0	0	-	0	0
11/23/14	@ Phi	p	0	0	-	0	0	11/23/14	@ Phi	IA	0	0	-	0	0
11/30/14	@ Hou	p	0	0	-	0	0	11/30/14	@ Hou	IA	0	0	-	0	0
12/07/14	NYG	p	0	0	-	0	0	12/07/14	NYG	p	3	30	10.0	12	0
12/14/14	NYJ	p	0	0	-	0	0	12/14/14	NYJ	p	1	14	14.0	14	0
12/18/14	@ Jax	S	1	14	14.0	14	0	12/18/14	@ Jax	p	2	10	5.0	9	0
12/28/14	Ind	p	0	0	-	0	0	12/28/14	Ind	p	0	0	-	0	0
2014 Totals:		13 / 3	6	64	10.7	18	1	2014 Totals:		4 / 0	6	54	9.0	14	0

RICHARD GORDON (TE)								SHONN GREENE (RB)							
Date	Opp	GP / GS	RECEIVING					Date	Opp	GP / GS	RECEIVING				
			No	Yds	Avg	Lg	TD				No	Yds	Avg	Lg	TD
09/07/14	@ KC		Not on Roster					09/07/14	@ KC	p	0	0	-	0	0
09/14/14	Dal		Not on Roster					09/14/14	Dal	S	0	0	-	0	0
09/21/14	@ Cin		Not on Roster					09/21/14	@ Cin	S	0	0	-	0	0
09/28/14	@ Ind		Not on Roster					09/28/14	@ Ind	S	0	0	-	0	0
10/05/14	Cle		Not on Roster					10/05/14	Cle	S	0	0	-	0	0
10/12/14	Jax		Not on Roster					10/12/14	Jax	IA	0	0	-	0	0
10/19/14	@ Was		Not on Roster					10/19/14	@ Was	IA	0	0	-	0	0
10/26/14	Hou	S	0	0	-	0	0	10/26/14	Hou	S	0	0	-	0	0
11/09/14	@ Bal	p	0	0	-	0	0	11/09/14	@ Bal	p	0	0	-	0	0
11/17/14	Pit	S	0	0	-	0	0	11/17/14	Pit	p	0	0	-	0	0
11/23/14	@ Phi	IA	0	0	-	0	0	11/23/14	@ Phi	p	0	0	-	0	0
11/30/14	@ Hou		Not on Roster					11/30/14	@ Hou	p	0	0	-	0	0
12/07/14	NYG		Not on Roster					12/07/14	NYG	IA	0	0	-	0	0
12/14/14	NYJ		Not on Roster					12/14/14	NYJ	p	1	13	13.0	13	0
12/18/14	@ Jax		Not on Roster					12/18/14	@ Jax	p	0	0	-	0	0
12/28/14	Ind		Not on Roster					12/28/14	Ind	p	0	0	-	0	0
2014 Totals:		13 / 5	1	13	13.0	13	0	2014 Totals:		13 / 5	1	13	13.0	13	0

DEREK HAGAN (WR)								JUSTIN HUNTER (WR)													
Date	Opp	GP / GS	RECEIVING					TD	Date	Opp	GP / GS	RECEIVING					TD				
			No	Yds	Avg	Lg						No	Yds	Avg	Lg						
09/07/14	@ KC	p	1	9		9	0		09/07/14	@ KC	p	3	63	21.0	39	0					
09/14/14	Dal	p	1	25	25.0	25	0		09/14/14	Dal	p	2	26	13.0	23	0					
09/21/14	@ Cin	p	0	0	-	0	0		09/21/14	@ Cin	p	3	37	12.3	19	0					
09/28/14	@ Ind	p	0	0	-	0	0		09/28/14	@ Ind	p	1	12	12.0	12	0					
10/05/14	Cle	p	0	0	-	0	0		10/05/14	Cle	S	3	99	33.0	75t	1					
10/12/14	Jax	p	0	0	-	0	0		10/12/14	Jax	S	3	77	25.7	38	0					
10/19/14	@ Was	p	2	45	22.5	38t	1		10/19/14	@ Was	S	1	6	6.0	6	0					
10/26/14	Hou	p	1	6	6.0	6	0		10/26/14	Hou	S	4	31	7.8	12t	1					
11/09/14	@ Bal	p	0	0	-	0	0		11/09/14	@ Bal	S	1	17	17.0	17	0					
11/17/14	Pit	p	1	5	5.0	5	0		11/17/14	Pit	S	2	48	24.0	36	0					
11/23/14	@ Phi	p	0	0	-	0	0		11/23/14	@ Phi	S	4	64	16.0	40t	1					
11/30/14	@ Hou	p	2	39	19.5	20	0		11/30/14	@ Hou	S	1	18	18.0	18	0					
12/07/14	NYG	S	6	62	10.3	26	0		12/07/14	NYG	IR	Injured Reserve									
12/14/14	NYJ	S	0	0	-	0	0		12/14/14	NYJ	IR	Injured Reserve									
12/18/14	@ Jax	p	3	47	15.7	20	0		12/18/14	@ Jax	IR	Injured Reserve									
12/28/14	Ind	S	2	16	8.0	9	0		12/28/14	Ind	IR	Injured Reserve									
2014 Totals:			16	/	3	19	254	13.4	38t	1	2014 Totals:			12	/	8	28	498	17.8	75t	3



# 2014 TENNESSEE TITANS INDIVIDUAL GAME-BY-GAME RECEIVING STATISTICS

DEXTER MCCLUSTER (RB)										MATTHEW MULLIGAN (TE)									
		RECEIVING										RECEIVING							
Date	Opp	GP / GS	No	Yds	Avg	Lg	TD			Date	Opp	GP / GS	No	Yds	Avg	Lg	TD		
09/07/14	@ KC	S	1	17	17.0	17	0			09/07/14	@ KC								
09/14/14	Dal	p	1	9	9.0	9	0			09/14/14	Dal								
09/21/14	@ Cin	p	2	15	7.5	13	0			09/21/14	@ Cin								
09/28/14	@ Ind	p	0	0	-	0	0			09/28/14	@ Ind								
10/05/14	Cle	p	1	-2	-2.0	-2	0			10/05/14	Cle								
10/12/14	Jax	p	6	52	8.7	25	0			10/12/14	Jax								
10/19/14	@ Was	S	1	6	6.0	6	0			10/19/14	@ Was								
10/26/14	Hou	p	4	39	9.8	23	0			10/26/14	Hou								
11/09/14	@ Bal	p	0	0	-	0	0			11/09/14	@ Bal								
11/17/14	Pit	p	1	17	17.0	17	0			11/17/14	Pit								
11/23/14	@ Phi	p	3	15	5.0	6t	1			11/23/14	@ Phi								
11/30/14	@ Hou	p	2	11	5.5	6	0			11/30/14	@ Hou								
12/07/14	NYG	p	2	10	5.0	12	0			12/07/14	NYG								
12/14/14	NYJ	p	2	8	4.0	6	0			12/14/14	NYJ								
12/18/14	@ Jax	0	0	0	-	0	0			12/18/14	@ Jax	p	0	0	-	0	0		
12/28/14	Ind	0	0	0	-	0	0			12/28/14	Ind	S	0	0	-	0	0		
2014 Totals:		14 / 2	26	197	7.6	25	1			2014 Totals:		2 / 1	0	0	-	0	0		

RICO RICHARDSON (WR)										BISHOP SANKEY (RB)									
		RECEIVING										RECEIVING							
Date	Opp	GP / GS	No	Yds	Avg	Lg	TD			Date	Opp	GP / GS	No	Yds	Avg	Lg	TD		
09/07/14	@ KC									09/07/14	@ KC	p	0	0	-	0	0		
09/14/14	Dal									09/14/14	Dal	p	0	0	-	0	0		
09/21/14	@ Cin									09/21/14	@ Cin	p	1	9	9.0	9	0		
09/28/14	@ Ind									09/28/14	@ Ind	p	2	23	11.5	13	0		
10/05/14	Cle									10/05/14	Cle	p	0	0	-	0	0		
10/12/14	Jax									10/12/14	Jax	S	1	7	7.0	7	0		
10/19/14	@ Was									10/19/14	@ Was	p	0	0	-	0	0		
10/26/14	Hou									10/26/14	Hou	p	4	25	6.3	12	0		
11/09/14	@ Bal									11/09/14	@ Bal	S	3	19	6.3	9	0		
11/17/14	Pit									11/17/14	Pit	S	1	7	7.0	7	0		
11/23/14	@ Phi									11/23/14	@ Phi	S	2	14	7.0	9	0		
11/30/14	@ Hou									11/30/14	@ Hou	S	0	0	-	0	0		
12/07/14	NYG									12/07/14	NYG	S	2	2	1.0	3	0		
12/14/14	NYJ									12/14/14	NYJ	S	1	18	18.0	18	0		
12/18/14	@ Jax	p	0	0	-	0	0			12/18/14	@ Jax	S	1	9	9.0	9	0		
12/28/14	Ind	IA	0	0	-	0	0			12/28/14	Ind	S	0	0	-	0	0		
2014 Totals:		1 / 0	0	0	-	0	0			2014 Totals:		16 / 9	18	133	7.4	18	0		

CRAIG STEVENS (TE)										TAYLOR THOMPSON (TE)									
		RECEIVING										RECEIVING							
Date	Opp	GP / GS	No	Yds	Avg	Lg	TD			Date	Opp	GP / GS	No	Yds	Avg	Lg	TD		
09/07/14	@ KC	p	0	0	-	0	0			09/07/14	@ KC	S	2	24	12.0	13	0		
09/14/14	Dal	S	0	0	-	0	0			09/14/14	Dal	p	0	0	-	0	0		
09/21/14	@ Cin	S	2	26	13.0	20	0			09/21/14	@ Cin	p	0	0	-	0	0		
09/28/14	@ Ind	S	0	0	-	0	0			09/28/14	@ Ind	IA	0	0	-	0	0		
10/05/14	Cle	S	0	0	-	0	0			10/05/14	Cle	IA	0	0	-	0	0		
10/12/14	Jax	IA	0	0	-	0	0			10/12/14	Jax	IA	0	0	-	0	0		
10/19/14	@ Was	IR								10/19/14	@ Was	IA	0	0	-	0	0		
10/26/14	Hou	IR								10/26/14	Hou	IA	0	0	-	0	0		
11/09/14	@ Bal	IR								11/09/14	@ Bal	IR							
11/17/14	Pit	IR								11/17/14	Pit	IR							
11/23/14	@ Phi	IR								11/23/14	@ Phi	IR							
11/30/14	@ Hou	IR								11/30/14	@ Hou	IR							
12/07/14	NYG	IR								12/07/14	NYG	IR							
12/14/14	NYJ	IR								12/14/14	NYJ	IR							
12/18/14	@ Jax	IR								12/18/14	@ Jax	IR							
12/28/14	Ind	IR								12/28/14	Ind	IR							
2014 Totals:		5 / 4	2	26	13.0	20	0			2014 Totals:		3 / 1	2	24	12.0	13	0		

DELANIE WALKER (TE)										LEON WASHINGTON (RB)									
		RECEIVING										RECEIVING							
Date	Opp	GP / GS	No	Yds	Avg	Lg	TD			Date	Opp	GP / GS	No	Yds	Avg	Lg	TD		
09/07/14	@ KC	S	3	37	12.3	17	1			09/07/14	@ KC	p	2	11	5.5	8	0		
09/14/14	Dal	S	10	142	14.2	61t	1			09/14/14	Dal	p	0	0	-	0	0		
09/21/14	@ Cin	S	4	54	13.5	23	0			09/21/14	@ Cin	p	0	0	-	0	0		
09/28/14	@ Ind	S	5	84	16.8	31	1			09/28/14	@ Ind	p	0	0	-	0	0		
10/05/14	Cle	S	4	47	11.8	21	0			10/05/14	Cle	p	1	7	7.0	7	0		
10/12/14	Jax	S	3	57	19.0	37	0			10/12/14	Jax	p	1	11	11.0	11	0		
10/19/14	@ Was	S	2	17	8.5	12	0			10/19/14	@ Was	p	2	-4	-2.0	1	0		
10/26/14	Hou	p	4	37	9.3	15	1			10/26/14	Hou	p	3	40	13.3	19	0		
11/09/14	@ Bal	S	3	37	12.3	17	0			11/09/14	@ Bal	p	2	12	6.0	9	1		
11/17/14	Pit	IA	0	0	-	0	0			11/17/14	Pit	p	0	0	-	0	0		
11/23/14	@ Phi	S	5	155	31.0	68	0			11/23/14	@ Phi	p	0	0	-	0	0		
11/30/14	@ Hou	S	1	6	6.0	6	0			11/30/14	@ Hou	p	1	8	8.0	8	0		
12/07/14	NYG	S	4	27	6.8	12	0			12/07/14	NYG	p	2	10	5.0	8	0		
12/14/14	NYJ	S	4	93	23.3	33	0			12/14/14	NYJ	p	1	2	2.0	2	0		
12/18/14	@ Jax	S	4	54	13.5	21	0			12/18/14	@ Jax	p	7	62	8.9	25	1		
12/28/14	Ind	S	7	43	6.1	10	0			12/28/14	Ind	p	0	0	-	0	0		
2014 Totals:		15 / 14	63	890	14.1	68	4			2014 Totals:		16 / 0	22	159	7.2	25	2		

# 2014 TENNESSEE TITANS INDIVIDUAL GAME-BY-GAME RECEIVING STATISTICS

NATE WASHINGTON (WR)							KENDALL WRIGHT (WR)								
Date	Opp	GP / GS	RECEIVING					Date	Opp	GP / GS	RECEIVING				
			No	Yds	Avg	Lg	TD				No	Yds	Avg	Lg	TD
09/07/14	@ KC	S	4	59	14.8	19	0	09/07/14	@ KC	S	6	46	7.7	14	1
09/14/14	Dal	S	1	1	1.0	1	0	09/14/14	Dal	S	3	31	10.3	12	0
09/21/14	@ Cin	S	0	0	-	0	0	09/21/14	@ Cin	S	5	44	8.8	28	0
09/28/14	@ Ind	S	1	20	20.0	20	0	09/28/14	@ Ind	S	5	55	11.0	18	0
10/05/14	Cle	p	4	57	14.3	20	0	10/05/14	Cle	S	6	47	7.8	16	2
10/12/14	Jax	p	2	23	11.5	17	0	10/12/14	Jax	S	1	6	6.0	6	0
10/19/14	@ Was	S	1	9	9.0	9	0	10/19/14	@ Was	S	6	68	11.3	16	1
10/26/14	Hou	S	4	68	17.0	43	0	10/26/14	Hou	p	3	53	17.7	48	0
11/09/14	@ Bal	p	2	30	15.0	17	0	11/09/14	@ Bal	S	4	53	13.3	20	0
11/17/14	Pit	S	1	80	80.0	80t	1	11/17/14	Pit	p	4	70	17.5	23	0
11/23/14	@ Phi	p	4	63	15.8	22	0	11/23/14	@ Phi	S	1	28	28.0	28	0
11/30/14	@ Hou	p	5	61	12.2	25t	1	11/30/14	@ Hou	S	7	132	18.9	36t	1
12/07/14	NYG	S	3	56	18.7	30	0	12/07/14	NYG	IA	0	0	-	0	0
12/14/14	NYJ	S	6	102	17.0	26	0	12/14/14	NYJ	IA	0	0	-	0	0
12/18/14	@ Jax	S	2	18	9.0	9	0	12/18/14	@ Jax	S	4	73	18.3	39	0
12/28/14	Ind	S	0	0	-	0	0	12/28/14	Ind	p	2	9	4.5	6t	1
2014 Totals:			16	647	16.2	80t	2	2014 Totals:			14	715	12.5	48	6

**Other receivers:** B. Schwenke (1 for 6 yards vs. Philadelphia, 11/23), K. Klug (1 for 9 yards, vs. New York Giants, 12/7), C. Whitehurst (0 for 10 yards, York Jets, 12/14), A. Andrews (2 for 11 yards vs. Ind., 12/28)

# 2014 TENNESSEE TITANS INDIVIDUAL GAME-BY-GAME PUNTING

## BRETT KERN

Date	Opp	GP / GS	PUNTING										
			No.	Yds	Avg	Ret	Yds	R Avg	TB	In	Lg	Blk	Net
09/07/14	@ KC	p	6	304	50.7	4	47	11.8	0	3	63	0	42.8
09/14/14	Dal	p	5	225	45.0	1	15	15.0	1	1	54	0	38.0
09/21/14	@ Cin	p	4	141	35.3	0	0	-	2	0	45	0	25.3
09/28/14	@ Ind	p	6	265	44.2	4	14	3.5	0	2	55	0	41.8
10/05/14	Cle	p	4	188	47.0	4	14	3.5	0	1	54	1	34.8
10/12/14	Jax	p	5	249	49.8	2	10	5.0	2	3	69	0	39.8
10/19/14	@ Was	p	5	196	39.2	1	1	1.0	0	2	44	0	39.0
10/26/14	Hou	p	6	310	51.7	2	18	9.0	0	2	62	0	48.7
11/09/14	@ Bal	p	8	414	51.8	4	24	6.0	0	0	58	0	48.8
11/17/14	Pit	p	4	141	35.3	1	14	14.0	0	2	51	0	31.8
11/23/14	@ Phi	p	6	294	49.0	6	50	8.3	0	2	57	0	40.7
11/30/14	@ Hou	p	5	226	45.2	2	20	10.0	0	2	58	0	41.2
12/07/14	NYG	p	6	284	47.3	4	49	12.3	0	1	55	0	39.2
12/14/14	NYJ	p	6	295	49.2	3	23	7.7	0	3	56	0	45.3
12/18/14	@ Jax	p	5	203	40.6	2	11	5.5	1	1	51	0	34.4
12/28/14	Ind	p	7	383	54.7	3	40	13.3	1	3	79	0	46.1
2014 Totals:		16 / 0	88	4,118	46.8	43	350	8.1	7	28	79	1	40.8

Other punters: (none)



## 2014 INDIVIDUAL GAME-BY-GAME PUNT AND KICKOFF RETURNS

DEXTER McCLUSTER													
Date	Opp	GP / GS	PUNT RETURNS						KICKOFF RETURNS				
			No	FC	Yds	Avg	Lg	TD	No	Yds	Avg	Lg	TD
09/07/14	@ KC	S	1	3	-2	-2.0	-2	0	0	0	-	0	0
09/14/14	Dal	p	0	0	0	-	0	0	0	0	-	0	0
09/21/14	@ Cin	p	1	0	1	1.0	1	0	0	0	-	0	0
09/28/14	@ Ind	p	1	3	7	7.0	7	0	0	0	-	0	0
10/05/14	Cle	p	3	0	16	5.3	6	0	0	0	-	0	0
10/12/14	Jax	p	4	1	16	4.0	5	0	0	0	-	0	0
10/19/14	@ Was	S	1	0	0	0.0	0	0	0	0	-	0	0
10/26/14	Hou	p	2	2	57	28.5	48	0	0	0	-	0	0
11/09/14	@ Bal	p	0	0	0	-	0	0	0	0	-	0	0
11/17/14	Pit	p	1	1	1	1.0	1	0	0	0	-	0	0
11/23/14	@ Phi	p	2	0	8	4.0	8	0	0	0	-	0	0
11/30/14	@ Hou	p	1	2	21	21.0	21	0	0	0	-	0	0
12/07/14	NYG	p	1	2	4	4.0	4	0	0	0	-	0	0
12/14/14	NYJ	p	4	0	26	6.5	15	0	0	0	-	0	0
12/18/14	@ Jax	IR	Injured Reserve										
12/28/14	Ind	IR	Injured Reserve										
<b>2014 Totals:</b>			<b>14</b>	<b>/</b>	<b>2</b>	<b>22</b>	<b>14</b>	<b>155</b>	<b>7.0</b>	<b>48</b>	<b>0</b>	<b>0</b>	<b>0</b>

LEON WASHINGTON													
Date	Opp	GP / GS	PUNT RETURNS						KICKOFF RETURNS				
			No	FC	Yds	Avg	Lg	TD	No	Yds	Avg	Lg	TD
09/07/14	@ KC	p	0	0	0	-	0	0	1	22	22.0	22	0
09/14/14	Dal	p	0	0	0	-	0	0	4	47	11.8	18	0
09/21/14	@ Cin	p	0	0	0	-	0	0	2	56	28.0	29	0
09/28/14	@ Ind	p	0	0	0	-	0	0	0	0	-	0	0
10/05/14	Cle	p	0	0	0	-	0	0	2	31	15.5	20	0
10/12/14	Jax	p	0	0	0	-	0	0	1	50	50.0	50	0
10/19/14	@ Was	p	0	0	0	-	0	0	2	50	25.0	29	0
10/26/14	Hou	p	0	0	0	-	0	0	3	77	25.7	39	0
11/09/14	@ Bal	p	2	1	10	5.0	9	0	2	43	21.5	27	0
11/17/14	Pit	p	0	0	0	-	0	0	0	0	-	0	0
11/23/14	@ Phi	p	0	0	0	-	0	0	3	94	31.3	44	0
11/30/14	@ Hou	p	0	0	0	-	0	0	0	0	-	0	0
12/07/14	NYG	p	0	0	0	-	0	0	0	0	-	0	0
12/14/14	NYJ	p	0	0	0	-	0	0	5	116	23.2	46	0
12/18/14	@ Jax	p	4	2	27	6.8	10	0	1	12	12.0	12	0
12/28/14	Ind	p	1	1	10	10.0	10	0	5	140	28.0	52	0
<b>2014 Totals:</b>			<b>16</b>	<b>/</b>	<b>0</b>	<b>7</b>	<b>4</b>	<b>47</b>	<b>6.7</b>	<b>10</b>	<b>0</b>	<b>31</b>	<b>738</b>

**Other Punt Returners:** Michael Griffin (1 for 5 yards vs. Philadelphia, 11/23)

**Other Kickoff Returners:** Jackie Battle (1 for 21 yards vs. Dallas, 9/14; 1 for 22 yards vs. Pittsburgh, 11/17), Karl Klug (1 for 12 yards vs. Washington, 10/19; 1 for 20 yards vs. Pittsburgh, 11/17), B. Sankey (3 for 80 yards vs. Pittsburgh, 11/17; 2 for 45 yards vs. Philadelphia, 11/23; 2 for 71 yards at Houston, 11/30), Antonio Andrews (2 for 47 yards vs. Philadelphia, 11/23; 3 for 63 yards vs. New York, 12/7), M. Martin (1 for 0 yards vs. New York Giants, 12/7)

[illegible][illegible][illegible]

# 2014 TENNESSEE TITANS INDIVIDUAL GAME-BY-GAME DEFENSIVE STATISTICS

## Kaelin Burnett (OLB)

Date	Opp	GP / GS	TACKLES ...							INTERCEPTIONS ...					FUMBLES ...			SpT
			Tot	Solo	Asst	Sk	Yds	QBP	TFL	No	Yds	Lg	TD	PD	FF	FR	Yds	
09/07/14	@ KC		Not on Roster															
09/14/14	Dal		Not on Roster															
09/21/14	@ Cin		Not on Roster															
09/28/14	@ Ind		Not on Roster															
10/05/14	Cle		Not on Roster															
10/12/14	Jax		Not on Roster															
10/19/14	@ Was		Not on Roster															
10/26/14	Hou		Not on Roster															
11/09/14	@ Bal		Not on Roster															
11/17/14	Pit		Not on Roster															
11/23/14	@ Phi		Not on Roster															
11/30/14	@ Hou	p	0	0	0	0.0	0.0	0	0	0	0	0	0	0	0	0	0	0
12/07/14	NYG	p	0	0	0	0.0	0.0	0	0	0	0	0	0	0	0	0	0	0
12/14/14	NYJ	p	0	0	0	0.0	0.0	0	0	0	0	0	0	0	0	0	0	2
12/18/14	@ Jax	p	0	0	0	0.0	0.0	0	0	0	0	0	0	0	0	0	0	1
12/28/14	Ind	p	0	0	0	0.0	0.0	0	0	0	0	0	0	0	0	0	0	0
2014 Totals:		5 / 0	0	0	0	0.0	0.0	0	0	0	0	0	0	0	0	0	0	3

## Jurrell Casey (DL)

Date	Opp	GP / GS	TACKLES ...							INTERCEPTIONS ...					FUMBLES ...			SpT
			Tot	Solo	Asst	Sk	Yds	QBP	TFL	No	Yds	Lg	TD	PD	FF	FR	Yds	
09/07/14	@ KC	S	4	2	2	0.0	0.0	4	1	0	0	0	0	0	0	0	0	0
09/14/14	Dal	S	3	2	1	2.0	20.0	0	0	0	0	0	0	0	0	0	0	0
09/21/14	@ Cin	S	7	4	3	0.0	0.0	1	0	0	0	0	0	0	0	0	0	0
09/28/14	@ Ind	S	4	3	1	0.0	0.0	3	0	0	0	0	0	0	0	0	0	0
10/05/14	Cle	S	2	1	1	0.0	0.0	1	0	0	0	0	0	0	0	0	0	0
10/12/14	Jax	S	8	6	2	2.0	13.0	1	2	0	0	0	0	0	0	0	0	0
10/19/14	@ Was	S	7	4	3	0.0	0.0	1	0	0	0	0	0	0	0	0	0	0
10/26/14	Hou	S	7	6	1	0.0	0.0	4	0	0	0	0	0	0	0	0	0	0
11/09/14	@ Bal	S	6	5	1	0.0	0.0	1	0	0	0	0	0	0	0	0	0	0
11/17/14	Pit	S	9	6	3	0.0	0.0	1	1	0	0	0	0	0	0	0	0	0
11/23/14	@ Phi	S	6	4	2	1.0	7.0	1	2	0	0	0	0	0	0	0	0	0
11/30/14	@ Hou	S	7	5	2	0.0	0.0	0	3	0	0	0	0	0	0	0	0	0
12/07/14	NYG	S	4	3	1	0.0	0.0	4	1	0	0	0	0	0	0	0	0	0
12/14/14	NYJ	S	5	3	2	0.0	0.0	2	2	0	0	0	0	1	0	0	0	0
12/18/14	@ Jax	S	4	1	3	0.0	0.0	1	0	0	0	0	0	0	0	0	0	0
12/28/14	Ind	S	3	3	0	0.0	0.0	2	1	0	0	0	0	0	0	0	0	0
2014 Totals:		16 / 16	86	58	28	5.0	40.0	27	13	0	0	0	0	1	0	0	0	0

## Brandon Ghee (CB)

Date	Opp	GP / GS	TACKLES ...							INTERCEPTIONS ...					FUMBLES ...			SpT
			Tot	Solo	Asst	Sk	Yds	QBP	TFL	No	Yds	Lg	TD	PD	FF	FR	Yds	
09/07/14	@ KC		Not on Roster															
09/14/14	Dal		Not on Roster															
09/21/14	@ Cin		Not on Roster															
09/28/14	@ Ind		Not on Roster															
10/05/14	Cle		Not on Roster															
10/12/14	Jax	IA	0	0	0	0.0	0.0	0	0	0	0	0	0	0	0	0	0	0
10/19/14	@ Was	p	0	0	0	0.0	0.0	0	0	0	0	0	0	0	0	0	0	0
10/26/14	Hou	p	0	0	0	0.0	0.0	0	0	0	0	0	0	0	0	0	0	0
11/09/14	@ Bal	p	0	0	0	0.0	0.0	0	0	0	0	0	0	0	0	0	0	0
11/17/14	Pit	p	0	0	0	0.0	0.0	0	0	0	0	0	0	0	0	0	0	0
11/23/14	@ Phi	S	2	2	0	0.0	0.0	0	0	1	0	0	0	1	0	0	0	0
11/30/14	@ Hou	p	1	1	0	0.0	0.0	0	0	0	0	0	0	0	0	0	0	0
12/07/14	NYG		Waived Dec. 3															
2014 Totals:		6 / 1	3	3	0	0.0	0.0	0	0	1	0	0	0	1	0	0	0	0





# 2014 TENNESSEE TITANS INDIVIDUAL GAME-BY-GAME DEFENSIVE STATISTICS

## BRANDON HARRIS (CB)

Date	Opp	GP / GS	TACKLES ...							INTERCEPTIONS ...					FUMBLES ...			SpT
			Tot	Solo	Asst	Sk	Yds	QBP	TFL	No	Yds	Lg	TD	PD	FF	FR	Yds	
09/07/14	@ KC	p	0	0	0	0.0	0.0	0	0	0	0	0	0	0	0	0	0	0
09/14/14	Dal	IA	0	0	0	0.0	0.0	0	0	0	0	0	0	0	0	0	0	0
09/21/14	@ Cin	DNP	0	0	0	0.0	0.0	0	0	0	0	0	0	0	0	0	0	0
09/28/14	@ Ind	IA	0	0	0	0.0	0.0	0	0	0	0	0	0	0	0	0	0	0
10/05/14	Cle	p	3	2	1	0.0	0.0	0	0	0	0	0	0	0	0	0	0	0
10/12/14	Jax	p	0	0	0	0.0	0.0	0	0	0	0	0	0	0	0	0	0	0
10/19/14	@ Was	p	0	0	0	0.0	0.0	0	0	0	0	0	0	0	0	0	0	0
10/26/14	Hou	p	0	0	0	0.0	0.0	0	0	0	0	0	0	0	0	0	0	0
11/09/14	@ Bal	IA	0	0	0	0.0	0.0	0	0	0	0	0	0	0	0	0	0	0
11/17/14	Pit	IA	0	0	0	0.0	0.0	0	0	0	0	0	0	0	0	0	0	0
11/23/14	@ Phi	p	0	0	0	0.0	0.0	0	0	0	0	0	0	0	0	0	0	0
11/30/14	@ Hou	p	0	0	0	0.0	0.0	0	0	0	0	0	0	0	0	0	0	0
12/07/14	NYG	p	5	5	0	0.0	0.0	0	0	0	0	0	0	2	0	0	0	1
12/14/14	NYJ	p	1	1	0	0.0	0.0	0	0	0	0	0	0	0	0	0	0	1
12/18/14	@ Jax	p	0	0	0	0.0	0.0	0	0	0	0	0	0	0	0	0	0	0
12/28/14	Ind	p	0	0	0	0.0	0.0	0	0	0	0	0	0	1	0	0	0	0
2014 Totals:		11 / 0	9	8	1	0.0	0.0	0	0	0	0	0	0	3	0	0	0	2

## SAMMIE HILL (DL)

Date	Opp	GP / GS	TACKLES ...							INTERCEPTIONS ...					FUMBLES ...			SpT
			Tot	Solo	Asst	Sk	Yds	QBP	TFL	No	Yds	Lg	TD	PD	FF	FR	Yds	
09/07/14	@ KC	S	3	2	1	1.0	8.0	0	0	0	0	0	0	0	0	0	0	0
09/14/14	Dal	S	1	1	0	0.0	0.0	0	0	0	0	0	0	0	0	0	0	0
09/21/14	@ Cin	S	6	3	3	0.0	0.0	1	0	0	0	0	0	1	0	0	0	0
09/28/14	@ Ind	S	3	3	0	0.0	0.0	1	1	0	0	0	0	1	0	0	0	0
10/05/14	Cle	S	2	2	0	0.0	0.0	1	0	0	0	0	0	2	0	0	0	0
10/12/14	Jax	S	1	0	1	0.0	0.0	1	0	0	0	0	0	0	0	0	0	0
10/19/14	@ Was	S	3	2	1	1.0	1.0	1	2	0	0	0	0	1	0	0	0	0
10/26/14	Hou	S	4	3	1	0.0	0.0	1	0	0	0	0	0	0	0	0	0	0
11/09/14	@ Bal	IA	0	0	0	0.0	0.0	0	0	0	0	0	0	0	0	0	0	0
11/17/14	Pit	S	1	0	1	0.0	0.0	0	0	0	0	0	0	0	0	0	0	0
11/23/14	@ Phi	S	3	2	1	0.0	0.0	1	0	0	0	0	0	0	0	0	0	0
11/30/14	@ Hou	S	6	4	2	0.0	0.0	0	1	0	0	0	0	0	0	0	0	0
12/07/14	NYG	S	2	1	1	0.0	0.0	0	0	0	0	0	0	0	0	0	0	0
12/14/14	NYJ	S	2	1	1	0.0	0.0	1	1	0	0	0	0	0	0	0	0	0
12/18/14	@ Jax	S	5	2	3	1.0	0.0	0	1	0	0	0	0	1	0	0	0	0
12/28/14	Ind	S	5	4	1	0.0	0.0	0	1	0	0	0	0	0	0	0	0	0
2014 Totals:		15 / 15	47	30	17	3.0	9.0	8	7	0	0	0	0	6	0	0	0	0

## MARQUESTON HUFF (DB)

Date	Opp	GP / GS	TACKLES ...							INTERCEPTIONS ...					FUMBLES ...			SpT
			Tot	Solo	Asst	Sk	Yds	QBP	TFL	No	Yds	Lg	TD	PD	FF	FR	Yds	
09/07/14	@ KC	p	0	0	0	0.0	0.0	0	0	0	0	0	0	0	0	0	0	0
09/14/14	Dal	p	0	0	0	0.0	0.0	0	0	0	0	0	0	0	0	0	0	0
09/21/14	@ Cin	p	0	0	0	0.0	0.0	0	0	0	0	0	0	0	0	0	0	0
09/28/14	@ Ind	p	0	0	0	0.0	0.0	0	0	0	0	0	0	0	0	0	0	4
10/05/14	Cle	p	0	0	0	0.0	0.0	0	0	0	0	0	0	0	0	0	0	2
10/12/14	Jax	p	4	3	1	1.0	12.0	1	0	0	0	0	0	0	0	0	0	0
10/19/14	@ Was	p	2	1	1	0.0	0.0	0	0	0	0	0	0	0	0	0	0	0
10/26/14	Hou	S	2	1	1	0.0	0.0	0	1	0	0	0	0	0	0	0	0	1
11/09/14	@ Bal	p	0	0	0	0.0	0.0	0	0	0	0	0	0	0	0	0	0	1
11/17/14	Pit	p	1	0	1	0.0	0.0	0	0	0	0	0	0	0	0	0	0	2
11/23/14	@ Phi	IA	0	0	0	0.0	0.0	0	0	0	0	0	0	0	0	0	0	0
11/30/14	@ Hou	IA	0	0	0	0.0	0.0	0	0	0	0	0	0	0	0	0	0	0
12/07/14	NYG	p	2	2	0	0.0	0.0	0	0	1	23	23t	1	1	0	0	0	0
12/14/14	NYJ	p	2	0	2	0.0	0.0	0	0	0	0	0	0	0	0	0	0	0
12/18/14	@ Jax	p	1	1	0	0.0	0.0	0	0	0	0	0	0	0	0	0	0	0
12/28/14	Ind	p	0	0	0	0.0	0.0	0	0	0	0	0	0	0	0	0	0	1
2014 Totals:		14 / 1	14	8	6	1.0	12.0	1	1	1	23	23t	1	1	0	0	0	11

## 2014 TENNESSEE TITANS INDIVIDUAL GAME-BY-GAME DEFENSIVE STATISTICS

## DAQUAN JONES (DL)

			TACKLES ...							INTERCEPTIONS ...					FUMBLES ...			
Date	Opp	GP / GS	Tot	Solo	Asst	Sk	Yds	QBP	TFL	No	Yds	Lg	TD	PD	FF	FR	Yds	SpT
09/07/14	@ KC	IA	0	0	0	0.0	0.0	0	0	0	0	0	0	0	0	0	0	0
09/14/14	Dal	IA	0	0	0	0.0	0.0	0	0	0	0	0	0	0	0	0	0	0
09/21/14	@ Cin	IA	0	0	0	0.0	0.0	0	0	0	0	0	0	0	0	0	0	0
09/28/14	@ Ind	p	1	0	1	0.0	0.0	0	0	0	0	0	0	0	0	0	0	0
10/05/14	Cle	IA	0	0	0	0.0	0.0	0	0	0	0	0	0	0	0	0	0	0
10/12/14	Jax	DNP	0	0	0	0.0	0.0	0	0	0	0	0	0	0	0	0	0	0
10/19/14	@ Was	p	1	0	1	0.0	0.0	0	0	0	0	0	0	0	0	0	0	0
10/26/14	Hou	IA	0	0	0	0.0	0.0	0	0	0	0	0	0	0	0	0	0	0
11/09/14	@ Bal	p	0	0	0	0.0	0.0	0	0	0	0	0	0	0	0	0	0	0
11/17/14	Pit	IA	0	0	0	0.0	0.0	0	0	0	0	0	0	0	0	0	0	0
11/23/14	@ Phi	p	2	1	1	0.0	0.0	0	1	0	0	0	0	0	0	0	0	0
11/30/14	@ Hou	IA	0	0	0	0.0	0.0	0	0	0	0	0	0	0	0	0	0	0
12/07/14	NYG	IA	0	0	0	0.0	0.0	0	0	0	0	0	0	0	0	0	0	0
12/14/14	NYJ	p	1	1	0	0.0	0.0	1	0	0	0	0	0	0	0	0	0	0
12/18/14	@ Jax	p	2	1	1	0.0	0.0	0	1	0	0	0	0	0	0	0	0	0
12/28/14	Ind	S	6	4	2	1.0	1.0	2	0	0	0	0	0	0	1	0	0	0
2014 Totals:		7 / 1	13	7	6	1.0	1.0	3	2	0	0	0	0	0	1	0	0	0

## KARL KLUG (DE)

			TACKLES . . .							INTERCEPTIONS . . .					FUMBLES . . .			
Date	Opp	GP / GS	Tot	Solo	Asst	Sk	Yds	QBP	TFL	No	Yds	Lg	TD	PD	FF	FR	Yds	SpT
09/07/14	@ KC	p	2	1	1	1.0	7.0	1	0	0	0	0	0	0	0	0	0	0
09/14/14	Dal	p	3	2	1	0.0	0.0	0	0	0	0	0	0	0	0	0	0	0
09/21/14	@ Cin	p	2	1	1	0.0	0.0	0	0	0	0	0	0	0	0	0	0	0
09/28/14	@ Ind	p	4	2	2	0.0	0.0	0	0	0	0	0	0	0	0	0	0	0
10/05/14	Cle	p	0	0	0	0.0	0.0	0	0	0	0	0	0	0	0	0	0	0
10/12/14	Jax	p	2	1	1	1.0	8.0	0	0	0	0	0	0	0	0	0	0	0
10/19/14	@ Was	p	2	2	0	0.0	0.0	0	2	0	0	0	0	0	0	0	0	0
10/26/14	Hou	p	3	2	1	0.0	0.0	0	0	0	0	0	0	0	0	0	0	0
11/09/14	@ Bal	p	2	2	0	0.0	0.0	0	0	0	0	0	0	0	0	0	0	0
11/17/14	Pit	p	2	2	0	0.0	0.0	0	0	0	0	0	0	0	0	0	0	0
11/23/14	@ Phi	p	3	1	2	0.0	0.0	0	0	0	0	0	0	0	0	0	0	0
11/30/14	@ Hou	p	3	2	1	0.0	0.0	1	1	0	0	0	0	0	0	0	0	0
12/07/14	NYG	p	0	0	0	0.0	0.0	0	0	0	0	0	0	0	0	0	0	0
12/14/14	NYJ	p	2	2	0	0.0	0.0	3	1	0	0	0	0	0	0	0	0	0
12/18/14	@ Jax	p	1	1	0	0.0	0.0	0	1	0	0	0	0	0	0	0	0	0
12/28/14	Ind	p	0	0	0	0.0	0.0	0	0	0	0	0	0	0	0	0	0	0
2014 Totals:		16 / 0	31	21	10	2.0	15.0	5	5	0	0	0	0	0	0	0	0	0

MIKE MARTIN (DL)

[illegible]



# 2014 TENNESSEE TITANS INDIVIDUAL GAME-BY-GAME DEFENSIVE STATISTICS

## JASON MCCOURTY (CB)

Date	Opp	GP / GS	TACKLES ...							INTERCEPTIONS ...					FUMBLES ...			
			Tot	Solo	Asst	Sk	Yds	QBP	TFL	No	Yds	Lg	TD	PD	FF	FR	Yds	SpT
09/07/14	@ KC	S	3	2	1	0.0	0.0	0	0	2	0	0	0	2	0	0	0	0
09/14/14	Dal	S	4	4	0	0.0	0.0	0	0	0	0	0	0	0	0	0	0	0
09/21/14	@ Cin	S	4	4	0	0.0	0.0	0	0	0	0	0	0	1	0	0	0	0
09/28/14	@ Ind	S	5	5	0	0.0	0.0	0	0	0	0	0	0	1	0	0	0	0
10/05/14	Cle	S	7	6	1	0.0	0.0	0	0	0	0	0	0	1	0	0	0	0
10/12/14	Jax	S	11	10	1	0.0	0.0	0	0	0	0	0	0	1	1	0	0	0
10/19/14	@ Was	S	2	2	0	0.0	0.0	0	0	0	0	0	0	1	0	0	0	0
10/26/14	Hou	S	5	5	0	0.0	0.0	0	0	0	0	0	0	2	0	0	0	0
11/09/14	@ Bal	S	6	4	2	0.0	0.0	0	0	0	0	0	0	0	0	0	0	0
11/17/14	Pit	S	7	7	0	0.0	0.0	0	0	1	0	0	0	1	0	0	0	0
11/23/14	@ Phi	S	4	4	0	0.0	0.0	0	0	0	0	0	0	1	0	0	0	0
11/30/14	@ Hou	S	7	6	1	0.0	0.0	0	0	0	0	0	0	0	1	1	62	0
12/07/14	NYG	S	10	9	1	0.0	0.0	0	0	0	0	0	0	1	0	0	0	0
12/14/14	NYJ	S	3	3	0	0.0	0.0	0	0	0	0	0	0	0	0	0	0	0
12/18/14	@ Jax	S	3	2	1	0.0	0.0	0	0	0	0	0	0	1	0	0	0	0
12/28/14	Ind	S	4	4	0	0.0	0.0	0	1	0	0	0	0	0	0	0	0	0
2014 Totals:			16	/	16	85	77	8	0.0	0.0	0	1	3	0	0	0	0	0

## DONTAY MOCH (OLB)

Date	Opp	GP / GS	TACKLES ...							INTERCEPTIONS ...					FUMBLES ...			
			Tot	Solo	Asst	Sk	Yds	QBP	TFL	No	Yds	Lg	TD	PD	FF	FR	Yds	SpT
09/07/14	@ KC	PS																
09/14/14	Dal	PS																
09/21/14	@ Cin	PS																
09/28/14	@ Ind	PS																
10/05/14	Cle	PS																
10/12/14	Jax	PS																
10/19/14	@ Was	PS																
10/26/14	Hou	PS																
11/09/14	@ Bal	PS																
11/17/14	Pit	PS																
11/23/14	@ Phi	PS																
11/30/14	@ Hou	p	2	1	1	0.0	0.0	1	0	0	0	0	0	0	0	0	0	0
12/07/14	NYG	p	0	0	0	0.0	0.0	0	0	0	0	0	0	1	0	0	0	0
12/14/14	NYJ	p	2	2	0	0.0	0.0	0	0	0	0	0	0	0	0	0	0	0
12/18/14	@ Jax	IA	0	0	0	0.0	0.0	0	0	0	0	0	0	0	0	0	0	0
12/28/14	Ind	IA	0	0	0	0.0	0.0	0	0	0	0	0	0	0	0	0	0	0
2014 Totals:			3	/	0	4	3	1	0.0	0.0	1	0	0	0	0	0	0	0

## DERRICK MORGAN (OLB)

Date	Opp	GP / GS	TACKLES ...							INTERCEPTIONS ...					FUMBLES ...			
			Tot	Solo	Asst	Sk	Yds	QBP	TFL	No	Yds	Lg	TD	PD	FF	FR	Yds	SpT
09/07/14	@ KC	S	4	3	1	0.0	0.0	4	0	0	0	0	0	2	0	0	0	0
09/14/14	Dal	S	5	5	0	0.0	0.0	2	0	0	0	0	0	0	0	0	0	0
09/21/14	@ Cin	S	2	1	1	0.0	0.0	0	0	0	0	0	0	0	0	0	0	0
09/28/14	@ Ind	S	1	0	1	0.0	0.0	3	0	0	0	0	0	1	0	0	0	0
10/05/14	Cle	S	5	4	1	0.0	0.0	2	0	0	0	0	0	1	0	0	0	0
10/12/14	Jax	S	2	1	1	0.0	0.0	4	0	0	0	0	0	1	0	0	0	0
10/19/14	@ Was	S	7	6	1	1.0	8.0	2	2	0	0	0	0	0	1	0	0	0
10/26/14	Hou	S	4	2	2	0.0	0.0	0	0	0	0	0	0	1	0	0	0	0
11/09/14	@ Bal	S	5	2	3	1.0	8.0	2	1	0	0	0	0	1	0	0	0	0
11/17/14	Pit	S	6	1	5	0.5	0.5	0	0	0	0	0	0	1	0	0	0	0
11/23/14	@ Phi	S	13	9	4	1.0	2.0	2	3	0	0	0	0	0	0	0	0	0
11/30/14	@ Hou	S	6	4	2	0.0	0.0	1	2	0	0	0	0	0	0	0	0	0
12/07/14	NYG	S	3	1	2	0.0	0.0	2	0	0	0	0	0	0	0	0	0	0
12/14/14	NYJ	S	6	3	3	1.0	9.0	1	1	0	0	0	0	0	0	0	0	0
12/18/14	@ Jax	S	6	5	1	2.0	8.0	1	1	0	0	0	0	1	1	0	0	0
12/28/14	Ind	S	7	5	2	0.0	0.0	1	3	0	0	0	0	0	0	0	0	0
2014 Totals:			16	/	16	82	52	30	6.5	35.5	27	13	0	0	0	0	0	0

# 2014 TENNESSEE TITANS INDIVIDUAL GAME-BY-GAME DEFENSIVE STATISTICS

## SHAUN PHILLIPS (OLB)

Date	Opp	GP / GS	TACKLES ...							INTERCEPTIONS ...					FUMBLES ...			
			Tot	Solo	Asst	Sk	Yds	QBP	TFL	No	Yds	Lg	TD	PD	FF	FR	Yds	SpT
09/07/14	@ KC	p	3	2	1	0.0	0.0	0	0	0	0	0	0	0	0	0	0	0
09/14/14	Dal	S	3	1	2	0.0	0.0	0	0	0	0	0	0	0	0	0	0	0
09/21/14	@ Cin	p	1	0	1	0.0	0.0	0	0	0	0	0	0	0	0	0	0	0
09/28/14	@ Ind	p	4	1	3	0.0	0.0	2	0	0	0	0	0	0	0	0	0	0
10/05/14	Cle	p	3	1	2	0.0	0.0	0	0	0	0	0	0	1	0	0	0	0
10/12/14	Jax	p	4	3	1	1.0	1.0	2	1	0	0	0	0	0	0	0	0	0
10/19/14	@ Was	p	3	2	1	0.0	0.0	1	0	0	0	0	0	0	0	0	0	0
10/26/14	Hou	p	1	1	0	0.0	0.0	0	0	0	0	0	0	1	0	0	0	0
11/09/14	@ Bal	p	0	0	0	0.0	0.0	0	0	0	0	0	0	0	0	0	0	0
11/17/14	Pit	p	2	1	1	1.0	1.0	1	1	0	0	0	0	0	0	0	0	0
11/23/14	@ Phi	p	4	2	2	0.0	0.0	3	1	0	0	0	0	0	0	0	0	0
11/30/14	@ Hou		Waived on Nov. 25															
<b>2014 Totals:</b>			<b>28</b>	<b>14</b>	<b>14</b>	<b>2.0</b>	<b>2.0</b>	<b>9</b>	<b>3</b>	<b>0</b>	<b>0</b>	<b>0</b>	<b>0</b>	<b>2</b>	<b>0</b>	<b>0</b>	<b>0</b>	<b>0</b>

## ROPATI PITOITUA (DE)

Date	Opp	GP / GS	TACKLES ...							INTERCEPTIONS ...					FUMBLES ...			
			Tot	Solo	Asst	Sk	Yds	QBP	TFL	No	Yds	Lg	TD	PD	FF	FR	Yds	SpT
09/07/14	@ KC	S	3	2	1	0.0	0.0	0	1	0	0	0	0	2	0	0	0	0
09/14/14	Dal	p	6	3	3	1.0	5.0	0	1	0	0	0	0	0	0	1	0	0
09/21/14	@ Cin	S	5	1	4	0.0	0.0	0	0	0	0	0	0	0	0	0	0	0
09/28/14	@ Ind	IA	0	0	0	0.0	0.0	0	0	0	0	0	0	0	0	0	0	0
10/05/14	Cle	S	5	2	3	0.0	0.0	1	2	0	0	0	0	0	0	0	0	0
10/12/14	Jax	S	3	2	1	0.0	0.0	0	1	0	0	0	0	0	0	0	0	0
10/19/14	@ Was	IA	0	0	0	0.0	0.0	0	0	0	0	0	0	0	0	0	0	0
10/26/14	Hou	S	4	1	3	1.0	0.0	0	0	0	0	0	0	0	0	0	0	0
11/09/14	@ Bal	S	5	2	3	0.0	0.0	0	0	0	0	0	0	0	0	0	0	0
11/17/14	Pit	S	3	1	2	0.0	0.0	0	0	0	0	0	0	0	0	0	0	0
11/23/14	@ Phi	IA	0	0	0	0.0	0.0	0	0	0	0	0	0	0	0	0	0	0
11/30/14	@ Hou	S	1	0	1	0.0	0.0	0	0	0	0	0	0	0	0	0	0	0
12/07/14	NYG	S	4	3	1	0.0	0.0	1	0	0	0	0	0	0	0	0	0	0
12/14/14	NYJ	S	4	2	2	0.0	0.0	0	0	0	0	0	0	0	0	0	0	0
12/18/14	@ Jax	S	2	2	0	0.0	0.0	0	0	0	0	0	0	0	0	0	0	0
12/28/14	Ind	IA	0	0	0	0.0	0.0	0	0	0	0	0	0	0	0	0	0	0
<b>2014 Totals:</b>			<b>45</b>	<b>21</b>	<b>24</b>	<b>2.0</b>	<b>5.0</b>	<b>2</b>	<b>5</b>	<b>0</b>	<b>0</b>	<b>0</b>	<b>0</b>	<b>2</b>	<b>0</b>	<b>1</b>	<b>0</b>	<b>0</b>

## BERNARD POLLARD (S)

Date	Opp	GP / GS	TACKLES ...							INTERCEPTIONS ...					FUMBLES ...			
			Tot	Solo	Asst	Sk	Yds	QBP	TFL	No	Yds	Lg	TD	PD	FF	FR	Yds	SpT
09/07/14	@ KC	S	5	4	1	0.0	0.0	1	0	0	0	0	0	0	0	0	0	0
09/14/14	Dal	S	11	10	1	1.0	3.0	1	1	0	0	0	0	0	0	0	0	0
09/21/14	@ Cin	S	4	4	0	0.0	0.0	0	1	0	0	0	0	0	0	0	0	0
09/28/14	@ Ind	S	2	2	0	0.0	0.0	0	0	0	0	0	0	0	0	0	0	0
10/05/14	Cle	S	4	2	2	0.0	0.0	1	0	0	0	0	0	1	0	0	0	0
10/12/14	Jax	IR	Injured Reserve															
10/19/14	@ Was	IR	Injured Reserve															
10/26/14	Hou	IR	Injured Reserve															
11/09/14	@ Bal	IR	Injured Reserve															
11/17/14	Pit	IR	Injured Reserve															
11/23/14	@ Phi	IR	Injured Reserve															
11/30/14	@ Hou	IR	Injured Reserve															
12/07/14	NYG	IR	Injured Reserve															
12/14/14	NYJ	IR	Injured Reserve															
12/18/14	@ Jax	IR	Injured Reserve															
12/28/14	Ind	IR	Injured Reserve															
<b>2014 Totals:</b>			<b>26</b>	<b>22</b>	<b>4</b>	<b>1.0</b>	<b>3.0</b>	<b>3</b>	<b>2</b>	<b>0</b>	<b>0</b>	<b>0</b>	<b>0</b>	<b>1</b>	<b>0</b>	<b>0</b>	<b>0</b>	<b>0</b>

## 2014 TENNESSEE TITANS INDIVIDUAL GAME-BY-GAME DEFENSIVE STATISTICS

## COTY SENSABAUGH (CB)

			TACKLES . . .								INTERCEPTIONS . . .					FUMBLES . . .			
Date	Opp	GP / GS	Tot	Solo	Asst	Sk	Yds	QBP	TFL	No	Yds	Lg	TD	PD	FF	FR	Yds	SpT	
09/07/14	@ KC	p	1	1	0	1.0	6.0	1	0	0	0	0	0	0	0	0	0	1	
09/14/14	Dal	S	4	4	0	0.0	0.0	0	0	0	0	0	0	0	0	0	0	0	
09/21/14	@ Cin	p	3	2	1	0.0	0.0	0	0	0	0	0	0	0	0	0	0	0	
09/28/14	@ Ind	p	5	5	0	0.0	0.0	0	0	0	0	0	0	1	0	0	0	1	
10/05/14	Cle	S	5	4	1	0.0	0.0	0	0	0	0	0	0	1	0	0	0	1	
10/12/14	Jax	IA	0	0	0	0.0	0.0	0	0	0	0	0	0	0	0	0	0	0	
10/19/14	@ Was	IA	0	0	0	0.0	0.0	0	0	0	0	0	0	0	0	0	0	0	
10/26/14	Hou	IA	0	0	0	0.0	0.0	0	0	0	0	0	0	0	0	0	0	0	
11/09/14	@ Bal	p	1	1	0	0.0	0.0	0	0	0	0	0	0	0	0	0	0	0	
11/17/14	Pit	p	3	2	1	0.0	0.0	0	0	0	0	0	0	0	0	0	0	0	
11/23/14	@ Phi	S	5	5	0	0.0	0.0	0	0	0	0	0	0	0	0	0	0	0	
11/30/14	@ Hou	p	3	2	1	0.0	0.0	0	0	0	0	0	0	0	0	0	0	0	
12/07/14	NYG	p	0	0	0	0.0	0.0	0	0	0	0	0	0	0	0	0	0	0	
12/14/14	NYJ	S	5	5	0	0.0	0.0	0	0	0	0	0	0	1	0	0	0	0	
12/18/14	@ Jax	S	5	4	1	0.0	0.0	0	0	0	0	0	0	1	0	0	0	0	
12/28/14	Ind	S	4	2	2	0.0	0.0	0	0	0	0	0	0	3	0	0	0	1	
2014 Totals:		13 / 6	44	37	7	1.0	6.0	1	0	0	0	0	0	7	0	0	0	4	

DAIMION STAFFORD (S)

			TACKLES . . .							INTERCEPTIONS . . .					FUMBLES . . .			
Date	Opp	GP / GS	Tot	Solo	Asst	Sk	Yds	QBP	TFL	No	Yds	Lg	TD	PD	FF	FR	Yds	SpT
09/07/14	@ KC	p	0	0	0	0.0	0.0	0	0	0	0	0	0	0	0	0	0	3
09/14/14	Dal	p	0	0	0	0.0	0.0	0	0	0	0	0	0	0	0	0	0	0
09/21/14	@ Cin	p	0	0	0	0.0	0.0	0	0	0	0	0	0	0	0	0	0	0
09/28/14	@ Ind	p	0	0	0	0.0	0.0	0	0	0	0	0	0	0	0	0	0	0
10/05/14	Cle	p	0	0	0	0.0	0.0	0	0	0	0	0	0	0	0	0	0	0
10/12/14	Jax	p	3	2	1	0.0	0.0	0	0	0	0	0	0	0	0	0	0	1
10/19/14	@ Was	p	2	0	2	0.0	0.0	0	0	0	0	0	0	0	0	0	0	0
10/26/14	Hou	p	4	2	2	1.0	12.0	1	1	0	0	0	0	0	0	0	0	0
11/09/14	@ Bal	p	4	4	0	0.0	0.0	0	0	0	0	0	0	1	0	0	0	1
11/17/14	Pit	p	5	3	2	0.0	0.0	0	1	0	0	0	0	0	0	0	0	2
11/23/14	@ Phi	p	2	2	0	0.0	0.0	0	0	1	33	33	0	2	0	0	0	2
11/30/14	@ Hou	p	6	5	1	0.0	0.0	0	0	0	0	0	0	0	0	0	0	0
12/07/14	NYG	p	0	0	0	0.0	0.0	0	0	0	0	0	0	0	0	0	0	0
12/14/14	NYJ	IA	0	0	0	0.0	0.0	0	0	0	0	0	0	0	0	0	0	0
12/18/14	@ Jax	p	1	1	0	0.0	0.0	0	0	0	0	0	0	0	0	0	0	2
12/28/14	Ind	p	6	5	1	0.0	0.0	1	0	0	0	0	0	0	0	0	0	2
2014 Totals:		15 / 0	33	24	9	1.0	12.0	2	2	1	33	33	0	3	0	0	0	13

## JUSTIN STAPLES (LB)

[illegible]



# 2014 TENNESSEE TITANS INDIVIDUAL GAME-BY-GAME DEFENSIVE STATISTICS

## JEMEA THOMAS (DB)

Date	Opp	GP / GS	TACKLES . . .							INTERCEPTIONS . . .					FUMBLES . . .			SpT
			Tot	Solo	Asst	Sk	Yds	QBP	TFL	No	Yds	Lg	TD	PD	FF	FR	Yds	
09/07/14	@ KC		Not on Roster															
09/14/14	Dal		Not on Roster															
09/21/14	@ Cin		Not on Roster															
09/28/14	@ Ind		Not on Roster															
10/05/14	Cle		Not on Roster															
10/12/14	Jax		Not on Roster															
10/19/14	@ Was		Not on Roster															
10/26/14	Hou		Not on Roster															
11/09/14	@ Bal		Not on Roster															
11/17/14	Pit		Not on Roster															
11/23/14	@ Phi		Not on Roster															
11/30/14	@ Hou		Not on Roster															
12/07/14	NYG	IA	0	0	0	0.0	0.0	0	0	0	0	0	0	0	0	0	0	0
12/14/14	NYJ	p	0	0	0	0.0	0.0	0	0	0	0	0	0	0	0	0	0	0
12/18/14	@ Jax	p	0	0	0	0.0	0.0	0	0	0	0	0	0	0	0	0	0	0
12/28/14	Ind	IA	0	0	0	0.0	0.0	0	0	0	0	0	0	0	0	0	0	0
2014 Totals:		2 / 0	0	0	0	0.0	0.0	0	0	0	0	0	0	0	0	0	0	0

## AVERY WILLIAMSON (LB)

Date	Opp	GP / GS	TACKLES . . .							INTERCEPTIONS . . .					FUMBLES . . .			SpT
			Tot	Solo	Asst	Sk	Yds	QBP	TFL	No	Yds	Lg	TD	PD	FF	FR	Yds	
09/07/14	@ KC	p	0	0	0	0.0	0.0	0	0	0	0	0	0	0	0	0	0	0
09/14/14	Dal	p	0	0	0	0.0	0.0	0	0	0	0	0	0	0	0	0	0	0
09/21/14	@ Cin	p	4	2	2	0.0	0.0	0	1	0	0	0	0	0	0	0	0	0
09/28/14	@ Ind	p	9	6	3	0.0	0.0	0	0	0	0	0	0	0	0	0	0	0
10/05/14	Cle	S	9	4	5	0.0	0.0	0	0	0	0	0	0	2	0	0	0	1
10/12/14	Jax	S	7	3	4	0.0	0.0	0	1	0	0	0	0	0	0	1	41	0
10/19/14	@ Was	S	9	5	4	0.0	0.0	0	0	0	0	0	0	0	0	1	2	0
10/26/14	Hou	S	11	8	3	1.0	7.0	1	2	0	0	0	0	1	0	0	0	0
11/09/14	@ Bal	S	12	7	5	0.0	0.0	2	2	0	0	0	0	0	0	0	0	1
11/17/14	Pit	S	9	3	6	2.0	12.5	3	1	0	0	0	0	0	0	0	0	1
11/23/14	@ Phi	S	6	4	2	0.0	0.0	0	0	0	0	0	0	0	0	0	0	2
11/30/14	@ Hou	S	6	2	4	0.0	0.0	2	0	0	0	0	0	1	0	0	0	0
12/07/14	NYG	S	8	3	5	0.0	0.0	0	1	0	0	0	0	0	0	0	0	1
12/14/14	NYJ	S	6	4	2	0.0	0.0	0	0	0	0	0	0	0	0	0	0	0
12/18/14	@ Jax	S	5	2	3	0.0	0.0	0	0	0	0	0	0	0	0	0	0	1
12/28/14	Ind	S	6	2	4	0.0	0.0	0	0	0	0	0	0	0	0	0	0	0
2014 Totals:		16 / 12	107	55	52	3.0	19.5	8	8	0	0	0	0	4	0	2	43	7

## GEORGE WILSON (S)

Date	Opp	GP / GS	TACKLES . . .							INTERCEPTIONS . . .					FUMBLES . . .			SpT
			Tot	Solo	Asst	Sk	Yds	QBP	TFL	No	Yds	Lg	TD	PD	FF	FR	Yds	
09/07/14	@ KC	p	0	0	0	0.0	0.0	0	0	0	0	0	0	0	0	0	0	0
09/14/14	Dal	S	1	1	0	0.0	0.0	0	0	0	0	0	0	0	0	0	0	1
09/21/14	@ Cin	p	3	3	0	0.0	0.0	0	0	1	0	0	0	1	0	0	0	0
09/28/14	@ Ind	p	8	4	4	0.0	0.0	0	1	0	0	0	0	1	0	0	0	0
10/05/14	Cle	p	1	1	0	0.0	0.0	0	0	0	0	0	0	0	0	0	0	0
10/12/14	Jax	S	2	1	1	0.0	0.0	0	0	0	0	0	0	0	0	0	0	0
10/19/14	@ Was	S	3	2	1	0.0	0.0	0	0	0	0	0	0	0	0	0	0	0
10/26/14	Hou	p	3	1	2	0.0	0.0	0	0	0	0	0	0	0	0	0	0	0
11/09/14	@ Bal	S	0	0	0	0.0	0.0	0	0	0	0	0	0	1	0	0	0	0
11/17/14	Pit	S	8	7	1	0.0	0.0	0	1	0	0	0	0	0	0	0	0	0
11/23/14	@ Phi	p	3	3	0	0.0	0.0	0	0	0	0	0	0	0	0	0	0	0
11/30/14	@ Hou	S	9	7	2	0.0	0.0	0	1	0	0	0	0	1	0	0	0	0
12/07/14	NYG	S	7	5	2	0.0	0.0	0	0	0	0	0	0	0	0	0	0	1
12/14/14	NYJ	S	8	5	3	1.0	0.0	0	0	0	0	0	0	0	0	0	0	1
12/18/14	@ Jax	S	6	6	0	0.0	0.0	0	1	0	0	0	0	0	0	0	0	0
12/28/14	Ind	S	3	3	0	0.0	0.0	0	0	0	0	0	0	0	0	0	0	1
2014 Totals:		16 / 10	65	49	16	1.0	0.0	0	4	1	0	0	0	4	0	0	0	4

# 2014 TENNESSEE TITANS INDIVIDUAL GAME-BY-GAME DEFENSIVE STATISTICS

## KAMERION WIMBLEY (OLB)

Date	Opp	GP / GS	TACKLES ...							INTERCEPTIONS ...					FUMBLES ...			SpT
			Tot	Solo	Asst	Sk	Yds	QBP	TFL	No	Yds	Lg	TD	PD	FF	FR	Yds	
09/07/14	@ KC	S	0	0	0	0.0	0.0	1	0	0	0	0	0	0	0	0	0	0
09/14/14	Dal	p	8	5	3	0.0	0.0	1	0	0	0	0	0	1	0	0	0	0
09/21/14	@ Cin	p	4	1	3	0.0	0.0	0	0	0	0	0	0	0	0	0	0	0
09/28/14	@ Ind	S	5	3	2	0.0	0.0	0	1	0	0	0	0	0	0	0	0	0
10/05/14	Cle	S	2	1	1	0.0	0.0	1	1	0	0	0	0	0	0	0	0	0
10/12/14	Jax	S	2	1	1	1.0	5.0	1	1	0	0	0	0	1	0	0	0	0
10/19/14	@ Was	S	1	0	1	0.0	0.0	0	0	0	0	0	0	0	0	0	0	1
10/26/14	Hou	S	2	2	0	1.0	9.0	0	1	0	0	0	0	1	0	0	0	0
11/09/14	@ Bal	S	3	1	2	0.0	0.0	0	0	0	0	0	0	0	0	0	0	0
11/17/14	Pit	S	6	2	4	0.0	0.0	2	0	0	0	0	0	0	0	0	0	0
11/23/14	@ Phi	S	1	0	1	0.0	0.0	0	0	0	0	0	0	0	0	0	0	3
11/30/14	@ Hou	IA	0	0	0	0.0	0.0	0	0	0	0	0	0	0	0	0	0	0
12/07/14	NYG	IA	0	0	0	0.0	0.0	0	0	0	0	0	0	0	0	0	0	0
12/14/14	NYJ	IA	0	0	0	0.0	0.0	0	0	0	0	0	0	0	0	0	0	0
12/18/14	@ Jax	S	5	1	4	0.0	0.0	0	0	0	0	0	0	0	0	0	0	0
12/28/14	Ind	S	2	1	1	0.0	0.0	0	0	0	0	0	0	0	0	0	0	0
2014 Totals:			13	11	41	18	23	2.0	14.0	6	4	0	0	3	0	0	0	4

## AL WOODS (DL)

Date	Opp	GP / GS	TACKLES ...							INTERCEPTIONS ...					FUMBLES ...			SpT
			Tot	Solo	Asst	Sk	Yds	QBP	TFL	No	Yds	Lg	TD	PD	FF	FR	Yds	
09/07/14	@ KC	p	1	1	0	0.0	0.0	0	0	0	0	0	0	0	0	0	0	0
09/14/14	Dal	p	2	2	0	0.0	0.0	0	0	0	0	0	0	0	0	0	0	0
09/21/14	@ Cin	p	2	1	1	0.0	0.0	0	0	0	0	0	0	0	0	0	0	0
09/28/14	@ Ind	p	4	2	2	0.0	0.0	0	0	0	0	0	0	0	0	0	0	0
10/05/14	Cle	p	2	1	1	0.0	0.0	0	1	0	0	0	0	0	0	0	0	0
10/12/14	Jax	p	1	1	0	0.0	0.0	0	0	0	0	0	0	0	0	0	0	0
10/19/14	@ Was	p	2	0	2	0.0	0.0	0	0	0	0	0	0	0	0	0	0	0
10/26/14	Hou	p	2	1	1	0.0	0.0	0	0	0	0	0	0	0	0	0	0	0
11/09/14	@ Bal	S	3	1	2	0.0	0.0	0	0	0	0	0	0	0	0	0	0	0
11/17/14	Pit	p	2	0	2	0.0	0.0	1	0	0	0	0	0	0	0	0	0	0
11/23/14	@ Phi	p	3	2	1	0.0	0.0	0	0	0	0	0	0	0	0	0	0	0
11/30/14	@ Hou	p	2	0	2	0.0	0.0	0	0	0	0	0	0	0	0	0	0	0
12/07/14	NYG	p	1	0	1	0.0	0.0	0	0	0	0	0	0	0	0	0	0	0
12/14/14	NYJ	p	2	1	1	1.0	7.0	0	0	0	0	0	0	0	0	0	0	0
12/18/14	@ Jax	p	1	0	1	0.0	0.0	0	0	0	0	0	0	0	0	0	0	0
12/28/14	Ind	p	1	1	0	0.0	0.0	0	1	0	0	0	0	0	0	0	0	0
2014 Totals:			16	1	31	14	17	1.0	7.0	1	2	0	0	0	0	0	0	0

## WESLEY WOODYARD (LB)

Date	Opp	GP / GS	TACKLES ...							INTERCEPTIONS ...					FUMBLES ...			SpT
			Tot	Solo	Asst	Sk	Yds	QBP	TFL	No	Yds	Lg	TD	PD	FF	FR	Yds	
09/07/14	@ KC	S	7	4	3	1.0	3.0	0	1	0	0	0	0	0	0	0	0	0
09/14/14	Dal	S	10	4	6	0.0	0.0	0	0	0	0	0	0	0	0	0	0	0
09/21/14	@ Cin	S	11	4	7	0.0	0.0	0	1	0	0	0	0	0	0	0	0	0
09/28/14	@ Ind	S	12	9	3	0.0	0.0	2	0	1	7	7	0	2	0	0	0	0
10/05/14	Cle	S	4	2	2	0.0	0.0	0	0	0	0	0	0	0	0	0	0	0
10/12/14	Jax	S	9	5	4	0.0	0.0	1	1	0	0	0	0	0	0	0	0	0
10/19/14	@ Was	S	11	5	6	0.0	0.0	1	0	1	13	13	0	1	0	0	0	0
10/26/14	Hou	S	8	4	4	0.0	0.0	1	2	0	0	0	0	0	0	0	0	0
11/09/14	@ Bal	S	11	5	6	0.0	0.0	1	0	0	0	0	0	0	0	0	0	0
11/17/14	Pit	S	3	0	3	0.5	4.0	1	0	0	0	0	0	0	0	0	0	0
11/23/14	@ Phi	S	12	6	6	0.0	0.0	0	0	0	0	0	0	1	0	0	0	1
11/30/14	@ Hou	S	6	4	2	0.0	0.0	0	1	0	0	0	0	0	0	0	0	0
12/07/14	NYG	S	10	5	5	0.0	0.0	1	1	0	0	0	0	0	0	0	0	0
12/14/14	NYJ	S	6	3	3	0.0	0.0	0	0	0	0	0	0	0	0	0	0	0
12/18/14	@ Jax	S	5	2	3	1.0	5.0	1	1	0	0	0	0	0	0	0	0	1
12/28/14	Ind	S	9	4	5	0.0	0.0	0	0	0	0	0	0	0	0	0	0	0
2014 Totals:			16	16	134	66	68	2.5	12.0	9	8	2	20	13	0	4	0	2

# 2014 TENNESSEE TITANS INDIVIDUAL GAME-BY-GAME DEFENSIVE STATISTICS

## KHALID WOOTEN (DB)

Date	Opp	GP / GS	TACKLES ...							INTERCEPTIONS ...					FUMBLES ...			
			Tot	Solo	Asst	Sk	Yds	QBP	TFL	No	Yds	Lg	TD	PD	FF	FR	Yds	SpT
09/07/14	@ KC	PS																
09/14/14	Dal	PS																
09/21/14	@ Cin	PS																
09/28/14	@ Ind	PS																
10/05/14	Cle	PS																
10/12/14	Jax	PS																
10/19/14	@ Was	PS																
10/26/14	Hou	PS																
11/09/14	@ Bal	PS																
11/17/14	Pit	PS																
11/23/14	@ Phi	PS																
11/30/14	@ Hou	PS																
12/07/14	NYG	PS																
12/14/14	NYJ	p	0	0	0	0.0	0.0	0	0	0	0	0	0	0	0	0	0	0
12/18/14	@ Jax	p	0	0	0	0.0	0.0	0	0	0	0	0	0	0	0	0	0	0
12/28/14	Ind	p	0	0	0	0.0	0.0	0	0	0	0	0	0	0	0	0	0	0
2014 Totals:			3	0	0	0.0	0.0	0	0	0	0	0	0	0	0	0	0	0

## BLIDI WREH-WILSON (CB)

			TACKLES ...							INTERCEPTIONS ...					FUMBLES ...			
Date	Opp	GP / GS	Tot	Solo	Asst	Sk	Yds	QBP	TFL	No	Yds	Lg	TD	PD	FF	FR	Yds	SpT
09/07/14	@ KC	S	3	3	0	0.0	0.0	0	0	0	0	0	0	0	0	0	0	0
09/14/14	Dal	S	6	5	1	0.0	0.0	1	0	0	0	0	0	0	0	0	0	0
09/21/14	@ Cin	S	3	3	0	0.0	0.0	0	0	0	0	0	0	1	0	0	0	0
09/28/14	@ Ind	S	4	3	1	0.0	0.0	0	0	0	0	0	0	1	0	0	0	0
10/05/14	Cle	IA	0	0	0	0.0	0.0	0	0	0	0	0	0	0	0	0	0	0
10/12/14	Jax	S	11	10	1	0.0	0.0	0	0	1	34	34	0	2	0	0	0	0
10/19/14	@ Was	S	7	4	3	0.0	0.0	0	0	0	0	0	0	1	0	0	0	0
10/26/14	Hou	S	7	7	0	0.0	0.0	0	0	0	0	0	0	2	0	0	0	0
11/09/14	@ Bal	S	6	5	1	0.0	0.0	0	0	0	0	0	0	1	0	0	0	0
11/17/14	Pit	S	3	2	1	0.0	0.0	0	0	0	0	0	0	2	0	0	0	0
11/23/14	@ Phi	IA	0	0	0	0.0	0.0	0	0	0	0	0	0	0	0	0	0	0
11/30/14	@ Hou	S	6	5	1	0.0	0.0	0	0	0	0	0	0	0	0	0	0	0
12/07/14	NYG	S	1	0	1	0.0	0.0	0	0	0	0	0	0	0	0	0	0	0
12/14/14	NYJ	IR	Injured Reserve															
12/18/14	@ Jax	IR	Injured Reserve															
12/28/14	Ind	IR	Injured Reserve															
2014 Totals:		11 / 11	57	47	10	0.0	0.0	1	0	1	34	34	0	10	0	0	0	0



# 2014 TENNESSEE TITANS GAME-BY-GAME FIELD GOALS AND SCORING BY QUARTER

Date	Opp	TITANS							OPPONENTS						
		1ST	2ND	3RD	4TH	OT	TOTAL	TITANS FIELD GOALS	1ST	2ND	3RD	4TH	OT	TOTAL	OPPONENTS FG
09/07/14	@ KC	0	10	10	6	0	26	R. Succop (36, 31, 46, 47)	0	3	0	7	0	10	C. Santos (35, 48LU)
09/14/14	Dal	0	0	10	0	0	10	R. Succop (47)	3	13	7	3	0	26	D. Bailey (48, 44, 51, 48)
09/21/14	@ Cin	0	0	0	7	0	7	R. Succop (40WR, 44WR)	10	9	7	7	0	33	M. Nugent (29)
09/28/14	@ Ind	0	10	7	0	0	17	R. Succop (36)	14	6	14	7	0	41	A. Vinatieri (31, 30)
10/05/14	Cle	7	21	0	0	0	28	None	0	10	3	16	0	29	B. Cundiff (38, 42)
10/12/14	Jax	3	7	3	3	0	16	R. Succop (25, 21, 42)	7	0	0	7	0	14	J. Scobee (55B)
10/19/14	@ Was	3	7	0	7	0	17	R. Succop (36)	3	3	7	6	0	19	K. Forbath (31, 31, 27, 22)
10/26/14	Hou	3	0	6	7	0	16	R. Succop (35)	0	13	14	3	0	30	R. Bullock (30, 29, 49)
11/09/14	@ Bal	7	0	0	0	0	7	None	0	7	7	7	0	21	None
11/17/14	Pit	7	10	7	0	0	24	R. Succop (20)	13	0	0	14	0	27	S. Suisham (49, 23)
11/23/14	@ Phi	0	17	0	7	0	24	R. Succop (20)	17	10	7	9	0	43	C. Parkey (36, 26, 49LU, 35, 30, 50)
11/30/14	@ Hou	0	0	14	7	0	21	None	14	10	7	14	0	45	R. Bullock (37, 43WL)
12/07/14	NYG	0	0	7	0	0	7	R. Succop (42WR)	17	6	10	3	0	36	J. Brown (20, 19, 36, 52, 42)
12/14/14	NYJ	3	2	6	0	0	11	R. Succop (40, 33, 51)	0	3	7	6	0	16	N. Folk (53CR, 51)
12/18/14	@ Jax	7	3	0	3	0	13	R. Succop (50, 23)	0	7	7	7	0	21	None
12/28/14	Ind	0	7	3	0	0	10	R. Succop (31)	7	10	0	10	0	27	A. Vinatieri (23, 46WL, 26)
2014 Totals:		40	94	73	47	0	254		105	110	97	126	0	438	

## 2014 TENNESSEE TITANS GAME-BY-GAME SCORING

### Game 1: Titans at Chiefs, Sept. 7, 2014

Team	Qtr	Time	Play Description (Drive Plays-Yards, Time)	Titans	Chiefs
Chiefs	2	13:35	C. Santos 35 yd. Field Goal (8-64, 4:18)	0	3
Titans	2	3:31	D. Walker 5 yd. pass from J. Locker (R. Succop kick) (11-62, 6:30)	7	3
Titans	2	0:03	R. Succop 36 yd. Field Goal (4-24, 0:25)	10	3
Titans	3	10:26	K. Wright 6 yd. pass from J. Locker (R. Succop kick) (9-80, 4:34)	17	3
Titans	3	2:46	R. Succop 46 yd. Field Goal (9-45, 3:45)	20	3
Titans	4	12:39	R. Succop 46 yd. Field Goal (7-16, 3:47)	23	3
Chiefs	4	10:09	A. Fasano 5 yd. pass from A. Smith (C. Santos kick) (10-83, 2:30)	23	10
Titans	4	4:50	R. Succop 47 yd. Field Goal (10-51, 5:19)	26	10

### Game 2: Titans vs Cowboys, Sept. 14, 2014

Team	Qtr	Time	Play Description (Drive Plays-Yards, Time)	Cowboys	Titans
Cowboys	1	0:13	D. Bailey 48 yd. Field Goal (11-50, 6:59)	3	0
Cowboys	2	12:54	D. Murray 3 yd. run (D. Bailey kick) (4-40, 1:49)	10	0
Cowboys	2	1:02	D. Bailey 44 yd Field Goal (8-34, 2:54)	13	0
Cowboys	2	0:04	D. Bailey 51 yd. Field Goal (4-15, 0:19)	16	0
Titans	3	10:57	R. Succop 47 yd. Field Goal (9-63, 4:03)	16	3
Titans	3	7:45	D. Walker 61 yd. pass from J. Locker (R. Succop kick) (3-68, 1:25)	16	10
Cowboys	3	2:09	D. Bryant 3 yd. pass from T. Romo (D. Bailey kick) (12-80, 5:36)	23	10
Cowboys	4	8:15	D. Bailey 48 yd. Field Goal (11-38, 6:08)	26	10

### Game 3: Titans at Bengals, Sept. 21, 2014

Team	Qtr	Time	Play Description (Drive Plays-Yards, Time)	Titans	Bengals
Bengals	1	4:48	M. Nugent 29 yd. Field Goal (9-59, 4:03)	0	3
Bengals	1	0:00	A. Dalton 18 yd. pass from M. Sanu (M. Nugent kick) (5-73, 2:35)	0	10
Bengals	2	6:25	Penalty on Q. Groves enforced in end zone for a Safety	0	12
Bengals	2	3:29	G. Bernard 1 yd. run (M. Nugent kick) (1-17, 0:09)	0	19
Bengals	3	1:58	G. Bernard 1 yd. run (M. Nugent kick) (14-80, 7:18)	0	26
Bengals	4	9:26	J. Hill 4 yd. run (M. Nugent kick) (8-76, 4:07)	0	33
Titans	4	6:09	S. Greene 1 yd. run (R. Succop kick) (6-80, 3:17)	7	33

### Game 4: Titans at Colts, Sept. 28, 2014

Team	Qtr	Time	Play Description (Drive Plays-Yards, Time)	Titans	Colts
Colts	1	7:06	T. Richardson 1 yd. run (A. Vinatieri kick) (2038, 0:34)	0	7
Colts	1	0:52	D. Allen 7 yd. pass from A. Luck (A. Vinatieri kick) (11-44, 6:14)	0	14
Colts	2	10:25	A. Vinatieri 31 yd. Field Goal (10-60, 4:18)	0	17
Titans	2	6:24	R. Succop 36 yd. Field Goal (6-51, 1:40)	3	17
Colts	2	1:53	A. Vinatieri 30 yd. Field Goal (10-65, 4:31)	3	20
Titans	2	0:13	D. Walker 7 yd. pass from C. Whitehurst (R. Succop kick) (3-25, 0:32)	10	20
Colts	3	8:15	R. Wayne 28 yd. pass from A. Luck (A. Vinatieri kick) (9-91, 4:04)	10	27
Colts	3	4:02	C. Fleener 2 yd. pass from A. Luck (A. Vinatieri kick) (4-70, 2:04)	10	34
Titans	3	0:35	B. Sankey 2 yd. run (R. Succop kick) (8-80, 3:27)	17	34
Colts	4	9:56	A. Bradshaw 15 yd. pass from A. Luck (A. Vinatieri kick) (10-80, 5:39)	17	41

### Game 5: Titans vs Browns, Oct. 5, 2014

Team	Qtr	Time	Play Description (Drive Plays-Yards, Time)	Browns	Titans
Titans	1	4:46	K. Wright 11 yd. pass from J. Locker (R. Succop kick) (7-58, 3:51)	0	7
Titans	2	14:41	J. Locker 11 yd. run (R. Succop kick) (7-80, 3:19)	0	14
Browns	2	10:05	B. Cundiff 38 yd. Field Goal (12-66, 4:36)	3	14
Titans	2	3:43	K. Wright 11 yd. pass from C. Whitehurst (R. Succop kick) (13-80, 6:22)	3	21
Titans	2	2:44	J. Hunter 75 yd. pass from C. Whitehurst (R. Succop kick) (1-75, 0:11)	3	28
Browns	2	0:12	J. Dray 1 yd. pass from B. Hoyer (B. Cundiff kick) (9-90, 2:32)	10	28
Browns	3	12:55	B. Cundiff 42 yd. Field Goal (5-56, 2:05)	13	28
Browns	4	11:02	Punt blocked by T. Carder out of bounds in end zone for a Safety	15	28
Browns	4	6:49	T. Benjamin 17 yd. pass from B. Hoyer (B. Cundiff kick) (10-67, 4:13)	22	28
Browns	4	1:09	T. Benjamin 6 yd. pass from B. Hoyer (B. Cundiff kick) (4-42, 1:54)	29	28

### Game 6: Titans vs Jaguars, Oct. 12, 2014

Team	Qtr	Time	Play Description (Drive Plays-Yards, Time)	Jaguars	Titans
Jaguars	1	11:17	S. Johnson 1 yd. run (J. Scobee kick) (7-80, 3:43)	7	0
Titans	1	0:44	R. Succop 25 yd. Field Goal (11-67, 6:01)	7	3
Titans	2	1:04	J. Battle 1 yd. run (R. Succop kick) (8-80, 4:30)	7	10
Titans	3	8:52	R. Succop 21 yd. Field Goal (13-77, 6:08)	7	13
Titans	4	14:49	R. Succop 42 yd. Field Goal (7-26, 3:14)	7	16
Jaguars	4	0:37	C. Harbor 20 yd. pass from B. Bortles (J. Scobee kick) (9-83, 2:06)	14	16

### Game 7: Titans at Redskins, Oct. 19, 2014

Team	Qtr	Time	Play Description (Drive Plays-Yards, Time)	Titans	Redskins
Redskins	1	10:08	K. Forbath 31 yd. Field Goal (9-67, 4:52)	0	3
Titans	1	3:41	R. Succop 36 yd. Field Goal (4--3, 1:31)	3	3
Redskins	2	7:34	K. Forbath 31 yd. Field Goal (10-68, 5:18)	3	6
Titans	2	1:04	K. Wright 14 yd. pass from C. Whitehurst (R. Succop kick) (5-37, 2:09)	10	6
Redskins	3	12:27	P. Garcon 70 yd. pass from C. McCoy (K. Forbath kick) (2-71, 0:48)	10	13
Redskins	4	13:27	K. Forbath 27 yd. Field Goal (5-15, 1:55)	10	16
Titans	4	7:41	D. Hagan 38 yd. pass from C. Whitehurst (R. Succop kick) (8-80, 5:46)	17	16
Redskins	4	0:00	K. Forbath 22 yd. Field Goal (10-76, 3:14)	17	19

# 2014 TENNESSEE TITANS GAME-BY-GAME SCORING

## Game 8: Titans vs Texans, Oct. 26, 2014

Team	Qtr	Time	Play Description (Drive Plays-Yards, Time)	Texans	Titans
Titans	1	10:23	R. Succop 35 yd. Field Goal (4-4, 1:30)	0	3
Texans	2	7:36	R. Bullock 30 yd. Field Goal (13-54, 5:10)	3	3
Texans	2	6:00	A. Foster 34 yd. run (R. Bullock kick) (2-44, 0:28)	10	3
Texans	2	0:19	R. Bullock 29 yd. Field Goal (10-37, 1:33)	20	3
Texans	3	12:35	A. Foster 5 yd. pass from R. Fitzpatrick (R. Bullock kick) (3-20, 1:15)	20	3
Texans	3	5:42	A. Foster 1 yd. run (R. Bullock kick) (11-98, 4:06)	27	3
Titans	3	2:12	D. Walker 6 yd. pass from Z. Mettenberger (run failed) (10-83, 3:30)	27	9
Texans	4	14:12	R. Bullock 49 yd. Field Goal (8-49, 3:00)	30	9
Titans	4	0:56	J. Hunter 12 yd. pass from Z. Mettenberger (R. Succop kick) (6-82, 2:03)	30	16

## Game 9: Titans at Ravens, Nov. 9, 2014

Team	Qtr	Time	Play Description (Drive Plays-Yards, Time)	Titans	Ravens
Titans	1	0:20	L. Washington 3 yd. pass from Z. Mettenberger (R. Succop kick) (9-58, 4:38)	7	0
Ravens	2	6:43	J. Forsett 9 yd. run (J. Tucker kick) (8-46, 3:56)	7	7
Ravens	3	5:36	J. Forsett 11 yd. run (J. Tucker kick) (11-72, 5:52)	7	14
Ravens	4	13:09	T. Smith 32 yd. pass from J. Flacco (J. Tucker kick) (6-53, 2:15)	7	21

## Game 10: Titans vs Steelers, Nov. 17, 2014

Team	Qtr	Time	Play Description (Drive Plays-Yards, Time)	Steelers	Titans
Steelers	1	10:45	S. Suisham 49 yd. Field Goal (7-37, 4:15)	3	0
Steelers	1	10:37	W. Gay 28 yd. interception return (S. Suisham kick)	10	0
Titans	1	8:08	B. Sankey 9 yd. run (R. Succop kick) (5-67, 2:29)	10	7
Steelers	1	1:03	S. Suisham 23 yd. Field Goal (14-85, 7:05)	13	7
Titans	2	11:12	R. Succop 20 yd. Field Goal (9-58, 4:51)	13	10
Titans	2	0:32	N. Washington 80 yd. pass from Z. Mettenberger (R. Succop kick) (11-77, 5:16)	13	17
Titans	3	3:42	C. Coffman 4 yd. pass from Z. Mettenberger (R. Succop kick) (11-77, 5:16)	13	24
Steelers	4	14:51	L. Bell 5 yd. run (S. Suisham kick) (8-72, 3:51)	20	24
Steelers	4	9:01	A. Brown 12 yd. pass from B. Roethlisberger (S. Suisham kick) (8-65, 4:02)	27	24

## Game 11: Titans at Eagles, Nov. 23, 2014

Team	Qtr	Time	Play Description (Drive Plays-Yards, Time)	Titans	Eagles
Eagles	1	14:47	J. Huff 107 yd. kickoff return (C. Parkey kick) (0-0, 0:13)	0	7
Eagles	1	10:44	D. Sproles 4 yd. run (C. Parkey kick) (8-51, 2:53)	0	14
Eagles	1	3:25	C. Parkey 36 yd. Field Goal (9-46, 2:53)	0	17
Titans	2	14:51	J. Hunter 40 yd. pass from Z. Mettenberger (R. Succop kick) (2-30, 0:39)	7	17
Eagles	2	11:29	C. Parkey 26 yd. Field Goal (8-73, 3:22)	7	20
Titans	2	8:22	S. Greene 2 yd. run (R. Succop kick) (5-81, 3:07)	14	20
Eagles	2	4:35	L. McCoy 2 yd. run (C. Parkey kick) (10-69, 3:47)	14	27
Titans	2	0:51	R. Succop 20 yd. Field Goal (11-78, 3:44)	17	34
Eagles	3	11:27	J. Casey 14 yd. pass from M. Sanchez (C. Parkey kick) (3-33, 1:05)	17	34
Eagles	4	14:14	C. Parkey 35 yd. Field Goal (12-36, 5:33)	17	37
Eagles	4	10:18	C. Parkey 30 yd. Field Goal (6-30, 2:08)	17	40
Titans	4	5:43	D. McCluster 6 yd. pass from Z. Mettenberger (R. Succop kick) (7-51, 1:37)	24	40
Eagles	4	2:26	C. Parkey 50 yd. Field Goal (7-15, 3:17)	24	43

## Game 12: Titans at Texans, Nov. 30, 2014

Team	Qtr	Time	Play Description (Drive Plays-Yards, Time)	Titans	Texans
Texans	1	7:34	R. Griffin 8 yd. pass from R. Fitzpatrick (R. Bullock kick) (14-80, 7:26)	0	7
Texans	1	4:50	A. Foster 7 yd. pass from R. Fitzpatrick (R. Bullock kick) (4-20, 1:56)	0	14
Texans	2	3:25	R. Bullock 37 yd. Field Goal (15-80, 6:46)	0	17
Texans	2	0:38	D. Hopkins 58 yd. pass from R. Fitzpatrick (R. Bullock kick) (1-70, 0:15)	0	24
Titans	3	12:14	K. Wright 36 yd. pass from Z. Mettenberger (R. Succop kick) (6-80, 2:46)	7	24
Titans	3	8:07	J. McCourty 62 yd. fumble return (R. Succop kick)	14	24
Texans	3	4:40	D. Hopkins 34 yd. pass from R. Fitzpatrick (R. Bullock kick) (7-80, 3:27)	14	31
Texans	4	11:05	A. Johnson 4 yd. pass from R. Fitzpatrick (R. Bullock kick) (8-74, 3:25)	14	38
Texans	4	8:56	J. Watt 1 yd. pass from R. Fitzpatrick (R. Bullock kick) (2-24, 0:51)	14	45
Titans	4	1:06	N. Washington 25 yd. pass from J. Locker (R. Succop kick) (5-66, 2:16)	21	45

## Game 13: Titans vs Giants, Dec. 7, 2014

Team	Qtr	Time	Play Description (Drive Plays-Yards, Time)	Giants	Titans
Giants	1	7:59	J. Brown 20 yd. Field Goal (14-78, 7:01)	3	0
Giants	1	4:41	O. Beckham, 15 yd. pass from E. Manning (J. Brown kick) (4-72, 1:30)	10	0
Giants	1	1:07	M. Kuhn 26 yd. Field Goal (16-67, 7:08)	17	0
Giants	2	1:38	J. Brown 19 yd. Field Goal (16-67, 7:08)	20	0
Giants	2	0:07	J. Brown 36 yd. Field Goal (8-45, 1:03)	23	0
Giants	3	12:06	A. Williams 50 yd. run (J. Brown kick) (3-59, 1:21)	30	0
Titans	3	8:36	M. Huff 23 yd. interception return (R. Succop kick)	30	7
Giants	3	0:33	J. Brown 52 yd. Field Goal (8-30, 4:10)	33	7
Giants	4	11:22	J. Brown 42 yd. Field Goal (7-11, 2:49)	36	7



## 2014 TENNESSEE TITANS GAME-BY-GAME SCORING

### Game 14: Titans vs Jets, Dec. 14, 2014

Team	Qtr	Time	Play Description (Drive Plays-Yards, Time)	Jets	Titans
Titans	1	3:16	R. Succop 40 yd. Field Goal (12-41, 7:14)	0	3
Titans	2	12:09	Penalty on G. Smith enforced in end zone for a Safety	0	5
Jets	2	2:08	N. Folk 51 yd. Field Goal (13-57, 5:50)	3	5
Titans	3	6:03	R. Succop 33 yd. Field Goal (14-62, 7:30)	3	8
Jets	3	4:34	J. Conner 9 yd. pass from G. Smith (N. Folk kick) (5-81, 1:29)	10	8
Titans	3	2:02	R. Succop 51 yd. Field Goal (6-26, 2:32)	10	11
Jets	4	3:09	C. Ivory 1 yd. run (pass failed) (11-76, 5:11)	16	11

### Game 15: Titans at Jaguars, Dec. 18, 2014

Team	Qtr	Time	Play Description (Drive Plays-Yards, Time)	Titans	Jaguars
Titans	1	7:23	L. Washington 8 yd. pass from C. Whitehurst (R. Succop kick) (12-84, 7:37)	7	0
Titans	2	3:46	R. Succop 50 yd. Field Goal (8-38, 4:12)	10	0
Jaguars	2	0:31	M. Lewis 4 yd. pass from B. Bortles (J. Scobee kick) (11-80, 3:15)	10	7
Jaguars	3	9:27	T. Gerhart 1 yd. run (J. Scobee kick) (11-72, 5:33)	10	14
Jaguars	4	9:13	J. Todman 62 yd. run (J. Scobee kick) (1-62, 0:11)	10	21
Titans	4	6:06	R. Succop 23 yd. Field Goal (8-75, 3:07)	13	21

### Game 16: Titans vs Colts, Dec. 28, 2014

Team	Qtr	Time	Play Description (Drive Plays-Yards, Time)	Colts	Titans
Colts	1	2:54	C. Fleener 7 yd. pass from A. Luck (A. Vinatieri kick) (6-44, 3:00)	7	0
Colts	2	8:54	J. Doyle 1 yd. pass from A. Luck (A. Vinatieri kick) (3-80, 1:50)	14	0
Titans	2	5:07	K. Wright 6 yd. pass from C. Whitehurst (R. Succop kick) (8-47, 3:47)	14	7
Colts	2	2:55	A. Vinatieri 23 yd. Field Goal (6-22, 2:12)	17	7
Titans	3	4:01	R. Ruccop 31 yd. Field Goal (8-51, 4:27)	17	10
Colts	4	14:56	A. Vinatieri 26 yd. Field Goal (9-69, 4:05)	20	10
Colts	4	3:16	C. Fleener 8 yd. pass from M. Hasselbeck (A. Vinatieri kick) (7-33, 3:11)	27	10

# 2014 TITANS GAME-BY-GAME SUMMARIES

## GAME 1 – Titans 26, Chiefs 10 Sunday, Sept. 7, 2014 • 12:00 CDT • Arrowhead Stadium

The Titans got a strong start to the 2014 regular season in Ken Whisenhunt's debut as head coach, handing the Kansas City Chiefs a 26-10 loss in front of 73,569 at Arrowhead Stadium. Although Kansas City took the lead in the second quarter with a 35-yard field goal from Cairo Santos, the Titans proceeded to score 23 unanswered points, clinching the franchise's second consecutive Kickoff Weekend road game victory and 400th all-time win in the regular season. Offensively, Jake Locker was efficient in his 19th career start, completing 22 of 33 passes for 266 yards, with no interceptions and two touchdowns. Dexter McCluster started at running back for the Titans, his first NFL game since leaving the Chiefs in the offseason. In his return to Kansas City, McCluster recorded nine carries for 29 yards and added one reception for 17 yards. Kicker Ryan Succop also had a homecoming on Sunday, having been released by the Chiefs just eight days prior. He was 4-for-4 on field goal attempts along with two extra points and four touchdowns on seven kickoffs. Defensively, the Titans silenced the Chiefs offense, recording a sack in each quarter. Additionally, the defense held Chiefs running back Jamaal Charles to 19 yards on seven attempts, the lowest allowed against him by any defense since he recorded 10 yards at Oakland on Dec. 16, 2012. Titans cornerback Jason McCourty grabbed two interceptions to help seal the Titans win, picking up his ninth and 10th career interceptions.

Tennessee . . . . . 0 10 10 6 26  
Kansas City . . . . . 0 3 0 7 10

TEAM	SCORING PLAY	
Chiefs	C. Santos 35 yd. Field Goal	2-13:35
Titans	D. Walker 5 yd. pass from J. Locker (R. Succop kick)	2-3:31
Titans	R. Succop 36 yd. Field Goal	2-0:03
Titans	K. Wright 6 yd. pass from J. Locker (R. Succop kick)	3-10:26
Titans	R. Succop 31 yd. Field Goal	3-2:46
Titans	R. Succop 46 yd. Field Goal	4-12:39
Chiefs	A. Fasano 5 yd. pass from A. Smith (C. Santos kick)	4-10:09
Titans	R. Succop 47 yd. Field Goal	4-4:50

**Missed FG:** C. Santos (48LU)  
**Attendance:** 73,569 **Time of Game:** 3:22  
**Weather:** Sunny, 69° F, wind from E 7 mph

	Titans	Chiefs
First downs	24	15
3rd-down conversion-att	7-16	1-2
4th-down conversion-att	0-0	1-12
Total yards	405	245
Rushing yards	162	67
Passing yards	243	178
Passes-comp.-Int.	33-22-0	35-19-3
Sacked-yards	4/23	4/24
Punts-avg.	6-50.7	5-42.6
Punt return yards	1-2	4-47
Kickoff return yards	1-22	3-25
Fumbles-lost	1-0	0-0
Penalties-yards	12-110	3-57
Field goals made-att	4-4	1-2
Time of possession	37:44	22:16

RUSHING									
TITANS	Att	Yds	Lg	TD	CHIEFS	Att	Yds	Lg	TD
S. Greene	15	71	18	0	A. Smith	6	36	17	0
D. McCluster	9	29	7	0	J. Charles	7	19	6	0
B. Sankey	6	25	12	0	C. Gray	2	5	4	0
L. Washington	2	23	16	0	A. Sherman	1	4	4	0
J. Locker	6	14	8	0	K. Davis	1	3	3	0
<b>TOTALS</b>	<b>38</b>	<b>162</b>	<b>18</b>	<b>0</b>	<b>TOTALS</b>	<b>17</b>	<b>67</b>	<b>17</b>	<b>0</b>

PASSING									
TITANS	Att	Com	Yd	TD-I	CHIEFS	Att	Com	Yd	TD-I
J. Locker	33	22	266	2-0	A. Smith	35	19	202	1-3
<b>TOTALS</b>	<b>33</b>	<b>22</b>	<b>266</b>	<b>2-0</b>	<b>TOTALS</b>	<b>35</b>	<b>19</b>	<b>202</b>	<b>1-3</b>

RECEIVING									
TITANS	Rec	Yds	Lg	TD	CHIEFS	Rec	Yds	Lg	TD
K. Wright	6	46	14	1	D. Avery	7	84	25	0
N. Washington	4	59	19	0	J. Charles	4	15	14	0
J. Hunter	3	63	39	0	T. Kelce	3	49	27	0
D. Walker	3	37	17	1	A. Fasano	3	29	18	1
T. Thompson	2	24	13	0	F. Hammond	1	22	22	0
L. Washington	2	11	8	0	K. Davis	1	3	3	0
D. McCluster	1	17	17	0	J. Hemingway	0	0	0	0
D. Hagan	1	9	9	0					
<b>TOTALS</b>	<b>32</b>	<b>266</b>	<b>39</b>	<b>2</b>	<b>TOTALS</b>	<b>19</b>	<b>202</b>	<b>27</b>	<b>1</b>

**INDIVIDUAL DEFENSE**  
(Titans - Coaching Stats; Opponents - Press Box Stats)  
**TITANS – Leading Tacklers:** W. Woodyard 7-4-3. **Sacks:** W. Woodyard 1, S. Hill 1, K. Klug 1, C. Sensabaugh 1. **Int:** J. McCourty 2, M. Griffin 1. **FF:** None. **FR:** None.  
**CHIEFS – Leading Tacklers:** E. Berry 15-14-1. **Sacks:** J. Houston 2, A. Bailey 1, V. Walker 1. **Int:** None. **FF:** None. **FR:** None.

## GAME 2 – Titans 10, Cowboys 26 Sunday, Sept. 14, 2014 • 12:00 CDT • LP Field

In Ken Whisenhunt's debut at LP Field, the Titans faced a disappointing loss to the Cowboys, falling 26-10. Dallas took the lead at the end of the first quarter with a 48-yard field goal by Dan Bailey then proceeded to score 13 unanswered points into the third quarter. Cowboys running back DeMarco Murray ran 17 times for 115 yards in the first half, finishing the game with 167 yards and a 3-yard touchdown run. Despite the loss, tight end Delanie Walker enjoyed one of the best games of his career against the Cowboys, tying a career high with 10 receptions for a career best 142 yards and a touchdown. He turned a pass from Jake Locker into a 61-yard touchdown reception in the third quarter, setting a new career long and that catch put him over the 100-yard mark for the first time in his nine-year career. In addition to setting a career high, Walker's 142 receiving yards qualified as the third-highest total in franchise history by a tight end. The Titans defense recorded a few notable stats, as well, with Jurrell Casey sacking Tony Romo twice in the first quarter, totaling 18 career sacks and four career games with two sacks. Even though the Titans brought the score to 16-10 in the third quarter, the Cowboys went on an 80-yard scoring drive that ended in a 3-yard touchdown reception by Dez Bryant, putting them ahead 23-10 before sealing the win with a 48-yard field goal by Dan Bailey.

Dallas . . . . . 3 13 7 3 26  
Tennessee . . . . . 0 0 10 0 10

TEAM	SCORING PLAY	
Cowboys	D. Bailey 48 yd. Field Goal	1-0:13
Cowboys	D. Murray 3 yd. run (D. Bailey kick)	2-12:54
Cowboys	D. Bailey 44 yd. Field Goal	2-1:02
Cowboys	D. Bailey 51 yd. Field Goal	2-0:04
Titans	R. Succop 47 yd. Field Goal	3-10:57
Titans	D. Walker 61 yd. pass from J. Locker (R. Succop kick)	3-7:45
Cowboys	D. Bryant 3 yd. pass from T. Romo (D. Bailey kick)	3-2:09
Cowboys	D. Bailey 48 yd. Field Goal	4-8:15

**Missed FG:** None  
**Attendance:** 69,143 **Time of Game:** 2:56  
**Weather:** Sunny, 75° F, wind from NW 2 mph

	Titans	Cowboys
First downs	13	26
3rd-down conversion-att	2-10	9-16
4th-down conversion-att	0-1	0-0
Total yards	314	368
Rushing yards	82	220
Passing yards	232	148
Passes-comp.-Int.	34-18-2	29-19-0
Sacked-yards	4/28	2/2
Punts-avg.	5-45.0	4-55.0
Punt return yards	0-0	1-15
Kickoff return yards	5-68	0-0
Fumbles-lost	1-0	1-1
Penalties-yards	5-35	4-25
Field goals made-att	1-1	4-4
Time of possession	18:49	41:11

RUSHING									
TITANS	Att	Yds	Lg	TD	COWBOYS	Att	Yds	Lg	TD
S. Greene	5	40	13	0	D. Murray	29	167	22	1
D. McCluster	4	30	16	0	L. Dunbar	11	27	7	0
J. Locker	2	9	8	0	J. Randle	3	26	11	0
B. Sankey	2	3	4	0					
<b>TOTALS</b>	<b>13</b>	<b>82</b>	<b>16</b>	<b>0</b>	<b>TOTALS</b>	<b>43</b>	<b>220</b>	<b>22</b>	<b>1</b>

PASSING									
TITANS	Att	Com	Yd	TD-I	COWBOYS	Att	Com	Yd	TD-I
J. Locker	34	18	234	1-2	T. Romo	29	19	176	1-0
<b>TOTALS</b>	<b>34</b>	<b>18</b>	<b>234</b>	<b>1-2</b>	<b>TOTALS</b>	<b>29</b>	<b>19</b>	<b>176</b>	<b>1-0</b>

RECEIVING									
TITANS	Rec	Yds	Lg	TD	COWBOYS	Rec	Yds	Lg	TD
D. Walker	10	142	61	1	D. Bryant	10	103	22	1
K. Wright	3	31	12	0	J. Witten	4	32	15	0
J. Hunter	2	26	23	0	T. Williams	2	20	12	0
D. Hagan	1	25	25	0	C. Beasley	1	10	10	0
D. McCluster	1	9	9	0	D. Murray	1	6	6	0
N. Washington	1	1	1	0	G. Escobar	1	5	5	0
<b>TOTALS</b>	<b>18</b>	<b>234</b>	<b>61</b>	<b>1</b>	<b>TOTALS</b>	<b>19</b>	<b>176</b>	<b>22</b>	<b>1</b>

**INDIVIDUAL DEFENSE**  
(Titans - Coaching Stats; Opponents - Press Box Stats)  
**TITANS – Leading Tacklers:** B. Pollard 11-10-1. **Sacks:** J. Casey 2, B. Pollard 1, R. Pitoitua 1. **Int:** None. **FF:** None. **FR:** R. Pitoitua 1.  
**COWBOYS – Leading Tacklers:** R. McClain 7-5-2. **Sacks:** R. McClain 1, K. Wilber 0.5, H. Melton 0.5. **Int:** R. McClain 1, B. Church 1. **FF:** S. Moore 1. **FR:** None.

# 2014 TITANS GAME-BY-GAME SUMMARIES

## GAME 3 – Titans 7, Bengals 33 Sunday, Sept. 21, 2014 • 1:00 EDT • Paul Brown Stadium

The Titans fell to 1-2 after a 33-7 loss to Cincinnati. The Bengals kept the Titans off the scoreboard until late in the fourth quarter, when Shonn Greene crossed the goal line on a one-yard run. However, the Titans were undone by miscues. Ryan Succop missed two field goals, Locker was intercepted twice, and the Bengals defense held the Titans to two conversions on 12 third downs. The Titans also had 11 penalties for 99 yards, including an infraction that resulted in a safety. The Bengals took a big lead on their second drive in the first quarter when quarterback Andy Dalton connected with wide receiver A.J. Green for passes of 13 and 18 yards on consecutive plays. On the following play, Dalton tossed the ball behind the line of scrimmage to wide receiver Mohamed Sanu. Sanu then looked left across the field and passed back to Dalton, who caught the ball and raced 18 yards for a touchdown. The Bengals offense, however, saw its first turnover of the season late in the second quarter when Titans safety George Wilson picked off a pass from Dalton. Despite the final score, the Titans outgained the Bengals 326 yards to 300, including 149 rushing yards primarily by rookie Bishop Sankey, Shonn Greene and quarterback Jake Locker. Tennessee also won the time-of-possession battle, maintaining control for more than 31 minutes.

Tennessee . . . . . 0 0 0 7 7  
Cincinnati . . . . . 10 9 7 7 33

TEAM	SCORING PLAY	
Bengals	M. Nugent 29 yd. Field Goal	1-4:48
Bengals	A. Dalton 18 yd. pass from M. Sanu (M. Nugent kick)	1-0:00
Bengals	Penalty on Q. Groves enforced in end zone for a Safety	2-6:25
Bengals	G. Bernard 1 yd. run (M. Nugent kick)	2-3:29
Bengals	G. Bernard 1 yd. run (M. Nugent kick)	3-1:58
Bengals	J. Hill 4 yd. run (M. Nugent kick)	4-9:26
Titans	S. Greene 1 yd. run (R. Succop kick)	4-6:09

**Missed FG:** R. Succop (40WR, 44WR)

**Attendance:** 56,743 **Time of Game:** 2:56

**Weather:** Mostly cloudy, 74° F, wind from NW 20 mph

	Titans	Bengals
First downs	22	25
3rd-down conversion-att	2-12	3-9
4th-down conversion-att	1-2	0-1
Total yards	326	300
Rushing yards	149	116
Passing yards	177	184
Passes-comp.-Int.	34-17-2	26-17-1
Sacked-yards	2/8	0/0
Punts-avg.	4-35.3	4-49.3
Punt return yards	1-1	0-0
Kickoff return yards	2-56	1-18
Fumbles-lost	2-0	0-0
Penalties-yards	11-99	7-50
Field goals made-att	0-2	1-1
Time of possession	31:16	28:44

RUSHING									
TITANS	Att	Yds	Lg	TD	BENGALS	Att	Yds	Lg	TD
B. Sankey	10	61	18	0	G. Bernard	14	47	12	2
J. Locker	6	50	29	0	J. Hill	7	39	12	1
S. Greene	10	33	20	1	C. Peerman	5	15	4	0
J. Battle	1	5	5	0	B. Tate	1	12	12	0
D. McCluster	1	0	0	0	A. Dalton	3	3	3	0
					R. Hewitt	1	0	0	0
<b>TOTALS</b>	<b>28</b>	<b>149</b>	<b>29</b>	<b>1</b>	<b>TOTALS</b>	<b>31</b>	<b>116</b>	<b>12</b>	<b>3</b>

PASSING									
TITANS	Att	Com	Yd	TD-I	BENGALS	Att	Com	Yd	TD-I
J. Locker	34	17	185	0-2	A. Dalton	23	15	169	0-1
<b>TOTALS</b>	<b>34</b>	<b>17</b>	<b>185</b>	<b>0-2</b>	<b>TOTALS</b>	<b>23</b>	<b>15</b>	<b>169</b>	<b>0-1</b>

RECEIVING									
TITANS	Rec	Yds	Lg	TD	BENGALS	Rec	Yds	Lg	TD
K. Wright	5	44	28	0	A. Green	6	102	29	0
D. Walker	4	54	23	0	M. Sanu	5	44	14	0
J. Hunter	3	37	19	0	A. Dalton	1	18	18	1
C. Stevens	2	26	20	0	G. Bernard	1	7	7	0
D. McCluster	2	15	13	0	R. Hewitt	1	6	6	0
B. Sankey	1	9	9	0	J. Gresham	1	5	5	0
					B. Tate	1	5	5	0
					K. Brock	1	-3	-3	0
<b>TOTALS</b>	<b>17</b>	<b>185</b>	<b>28</b>	<b>0</b>	<b>TOTALS</b>	<b>17</b>	<b>184</b>	<b>29</b>	<b>1</b>

### INDIVIDUAL DEFENSE

(Titans - Coaching Stats; Opponents - Press Box Stats)

**TITANS – Leading Tacklers:** W. Woodyard 11-4-7. **Sacks:** None. **Int:** G. Wilson 1. **FF:** None. **FR:** None.

**BENGALS – Leading Tacklers:** G. Iloka 8-7-1. **Sacks:** C. Dunlap 1, D. Dennard 1. **Int:** R. Nelson 1, R. Geathers 1. **FF:** None. **FR:** None.

## GAME 4 – Titans 17, Colts 41 Sunday, Sept. 28, 2014 • 1:00 EDT • Lucas Oil Stadium

In Ken Whisenhunt's 100th career game in the regular season as a head coach, the Titans dropped to a 1-3 record, defeated 41-17 by the Indianapolis Colts. With Jake Locker inactive with a right wrist injury, Charlie Whitehurst started at quarterback for the Titans. The game marked Whitehurst's fifth career start, recording 12-of-23 passing for 177 yards, one touchdown and one interception. The Colts took an early lead with a score of 14-0 going into the second quarter. Colts quarterback Andrew Luck was 29-of-41 passing, throwing for a season-high 393 yards and four touchdowns. Colts wide receiver Reggie Wayne scored for the first time this season, picking up a season-best 119 yards. Late in the second quarter, linebacker Wesley Woodyard recorded his sixth career interception, picking off an Andrew Luck pass. The Titans finally made it in the end zone with 13 seconds left in the second quarter when Whitehurst threw a seven-yard pass to tight end Delanie Walker, concluding the half at 20-10. Walker's 84 receiving yards on the day led the Titans and made up the fourth-highest single-game total of his career. The Titans were able to score again late in the third quarter when running back Bishop Sankey recorded his first career touchdown on a two-yard carry. Rookie quarterback Zach Mettenberger entered the game late in the fourth quarter, playing in his first NFL game with 2-of-5 passing for 17 yards and an interception.

Tennessee . . . . . 0 10 7 0 17  
Indianapolis . . . . . 14 6 14 7 41

TEAM	SCORING PLAY	
Colts	T. Richardson 1 yd. run (A. Vinatieri kick)	1-7:06
Colts	D. Allen 7 yd. pass from A. Luck (A. Vinatieri kick)	1-0:52
Colts	A. Vinatieri 31 yd. Field Goal	2-10:25
Titans	R. Succop 36 yd. Field Goal	2-6:24
Colts	A. Vinatieri 30 yd. Field Goal	2-1:53
Titans	D. Walker 7 yd. pass from C. Whitehurst (R. Succop kick)	2-0:13
Colts	R. Wayne 28 yd. pass from A. Luck (A. Vinatieri kick)	3-8:15
Colts	C. Fleener 2 yd. pass from A. Luck (A. Vinatieri kick)	3-4:02
Titans	B. Sankey 2 yd. run (R. Succop kick)	3-0:35
Colts	A. Bradshaw 15 yd. pass from A. Luck (A. Vinatieri kick)	4-9:56

**Missed FG:** None

**Attendance:** 64,757 **Time of Game:** 3:11

**Weather:** Partly sunny, 78° F, wind from NE 4 mph

	Titans	Colts
First downs	16	31
3rd-down conversion-att	1-9	7-14
4th-down conversion-att	0-0	0-0
Total yards	261	498
Rushing yards	85	105
Passing yards	176	393
Passes-comp.-Int.	28-14-2	41-29-1
Sacked-yards	3/18	0/0
Punts-avg.	6-44.2	4-42.0
Punt return yards	1-7	4-14
Kickoff return yards	0-0	2-61
Fumbles-lost	2-1	0-0
Penalties-yards	6-68	11-88
Field goals made-att	1-1	2-2
Time of possession	17:39	42:21

RUSHING									
TITANS	Att	Yds	Lg	TD	COLTS	Att	Yds	Lg	TD
C. Whitehurst	5	40	23	0	T. Richardson	20	47	10	1
B. Sankey	6	34	10	1	A. Bradshaw	9	32	6	0
S. Greene	3	10	6	0	D. Herron	7	24	7	0
D. McCluster	2	1	1	0	T. Hilton	1	5	5	0
					A. Luck	1	-1	-1	0
					M. Hasselbeck	3	-2	0	0
<b>TOTALS</b>	<b>16</b>	<b>85</b>	<b>23</b>	<b>1</b>	<b>TOTALS</b>	<b>41</b>	<b>105</b>	<b>10</b>	<b>1</b>

PASSING									
TITANS	Att	Com	Yd	TD-I	COLTS	Att	Com	Yd	TD-I
C. Whitehurst	23	12	177	1-1	A. Luck	41	29	393	4-1
Z. Mettenberger	5	2	17	0-1					
<b>TOTALS</b>	<b>28</b>	<b>14</b>	<b>194</b>	<b>1-2</b>	<b>TOTALS</b>	<b>41</b>	<b>29</b>	<b>393</b>	<b>4-1</b>

RECEIVING									
TITANS	Rec	Yds	Lg	TD	COLTS	Rec	Yds	Lg	TD
D. Walker	5	84	31	1	R. Wayne	7	119	28	1
K. Wright	5	55	18	0	T. Hilton	6	105	37	0
B. Sankey	2	23	13	0	T. Richardson	4	52	24	0
N. Washington	1	20	20	0	D. Allen	3	38	17	1
J. Hunter	1	12	12	0	C. Fleener	2	26	24	1
					A. Bradshaw	2	20	15	1
					D. Moncrief	2	14	10	0
					H. Nicks	2	12	8	0
					J. Doyle	1	7	7	0
<b>TOTALS</b>	<b>14</b>	<b>194</b>	<b>31</b>	<b>1</b>	<b>TOTALS</b>	<b>29</b>	<b>393</b>	<b>37</b>	<b>4</b>

### INDIVIDUAL DEFENSE

(Titans - Coaching Stats; Opponents - Press Box Stats)

**TITANS – Leading Tacklers:** Woodyard 12-9-3. **Sacks:** None. **Int:** W. Woodyard 1. **FF:** None. **FR:** None.

**COLTS – Leading Tacklers:** D. Jackson 10-8-2. **Sacks:** D. Jackson 1, C. Redding 1, Z. Kerr 1. **Int:** M. Adams 2. **FF:** None. **FR:** R. Jean Francois.



# 2014 TITANS GAME-BY-GAME SUMMARIES

## GAME 5 – Titans 28, Browns 29 Sunday, Oct. 5, 2014 • 12:00 CDT • LP Field

In their return to LP Field, the Titans faced a disappointing loss to the Cleveland Browns, who marked the biggest comeback by a visiting team in NFL history. The Titans got off to a strong start, posting 28 points in the first half. Quarterback Jake Locker completed eight passes on 11 attempts for 79 yards and a touchdown pass. He also rushed for 34 yards on four attempts, including an 11-yard touchdown run. He exited the game in the second quarter with a right hand injury and was replaced by Charlie Whitehurst for the remainder of the game. Whitehurst threw two touchdown passes before the end of the half, including an 11-yard pass to Kendall Wright and a 75-yard pass to Justin Hunter. In the second half, the Titans defense had consecutive drives in the third and fourth quarters with stops on fourth down. Cornerback Coty Sensabaugh defended a fourth-and-three pass in the third quarter, and Sammie Hill batted down a pass in the fourth quarter on fourth-and-three from Tennessee's four-yard line. Safety Michael Griffin picked off a Brian Hoyer pass in the fourth quarter and got his first sack of the season when he took down Hoyer for a seven-yard loss. Despite the Titans' 25-point lead in the first half, the Browns rallied from behind and scored 26 unanswered points. Brian Hoyer threw a six-yard touchdown pass to Travis Benjamin with 1:09 left to seal the win for the Browns.

Cleveland	0	10	3	16	29
Tennessee	7	21	0	0	28

TEAM	SCORING PLAY	
Titans	K. Wright 11 yd. pass from J. Locker (R. Succop kick)	1-4:46
Titans	J. Locker 11 yd. run (R. Succop kick)	2-14:41
Browns	B. Cundiff 38 yd. Field Goal	2-10:05
Titans	K. Wright 11 yd. pass from C. Whitehurst (R. Succop kick)	2-3:43
Titans	J. Hunter 75 yd. pass from C. Whitehurst (R. Succop kick)	2-2:44
Browns	J. Dray 1 yd. pass from B. Hoyer (B. Cundiff kick)	2-0:12
Browns	B. Cundiff 42 yd. Field Goal	3-12:55
Browns	Punt blocked by T. Carder out of bounds in end zone for a Safety	4-11:02
Browns	T. Benjamin 17 yd. pass from B. Hoyer (B. Cundiff kick)	4-6:49
Browns	T. Benjamin 6 yd. pass from B. Hoyer (B. Cundiff kick)	4-1:09

**Missed FG:** None

**Attendance:** 69,143 **Time of Game:** 3:23

**Weather:** Partly sunny, 67° F, wind WSW 13 mph

	Titans				Browns			
First downs	22				27			
3rd-down conversion-att	8-14				4-12			
4th-down conversion-att	0-1				0-2			
Total yards	410				460			
Rushing yards	149				175			
Passing yards	261				285			
Passes-comp.-Int.	32-21-0				37-21-1			
Sacked-yards	3/12				1/7			
Punts-avg.	5-37.6				3-49.0			
Punt return yards	3-16				4-14			
Kickoff return yards	2-31				4-79			
Fumbles-lost	0-0				0-0			
Penalties-yards	7-68				7-74			
Field goals made-att	0-0				2-2			
Time of possession	30:43				29:17			

TITANS	RUSHING					Att	Yds	Lg	TD
	Att	Yds	Lg	TD	BROWNS				
K. Wright	2	43	38	0	B. Tate	22	124	15	0
S. Greene	11	36	10	0	T. West	7	31	9	0
J. Locker	4	34	12	1	I. Crowell	6	19	11	0
B. Sankey	8	27	11	0	B. Hoyer	1	2	2	0
D. McCluster	3	10	8	0					
C. Whitehurst	2	-1	0	0					
TOTALS	30	149	38	1	TOTALS	36	175	15	0

PASSING									
TITANS	Att	Com	Yd	TD-I	BROWNS	Att	Com	Yd	TD-I
C. Whitehurst	21	13	194	2-0	B. Hoyer	37	21	291	3-1
J. Locker	11	8	79	1-0					
TOTALS	32	21	273	3-0	TOTALS	37	21	292	3-1

RECEIVING									
TITANS	Rec	Yds	Lg	TD	BROWNS	Rec	Yds	Lg	TD
K. Wright	6	47	16	2	T. Gabriel	4	95	49	0
N. Washington	4	57	20	0	T. Benjamin	4	48	21	2
D. Walker	4	47	21	0	J. Cameron	3	33	19	0
J. Hunter	3	99	75	1	A. Hawkins	3	26	10	0
C. Coffman	2	18	9	0	J. Dray	3	25	14	1
L. Washington	1	7	7	0	M. Austin	2	54	31	0
D. McCluster	1	-2	-2	0	R. Agnew	1	12	12	0
					B. Tate	1	-2	-2	0
TOTALS	21	273	75	3	TOTALS	21	292	49	3

### INDIVIDUAL DEFENSE

(Titans - Coaching Stats; Opponents - Press Box Stats)

**TITANS – Leading Tacklers:** M. Griffin 15-10-5. **Sacks:** M. Griffin 1. **Int:** M. Griffin 1. **FF:** None. **FR:** None.

**BROWNS – Leading Tacklers:** K. Dansby 8-4-4. **Sacks:** K. Williams 1, A. Bryant 1, J. Sheard 1. **Int:** None. **FF:** None. **FR:** None.

## GAME 6 – Titans 16, Jaguars 14 Sunday, Oct. 12, 2014 • 12:00 CDT • LP Field

The Titans brought their four-game losing streak to an end by defeating the Jacksonville Jaguars 16-14 at LP Field. With Jake Locker inactive due to a thumb injury, Charlie Whitehurst made his second start of 2014, throwing for a career-high 233 yards. Jacksonville took the lead in the first quarter when rookie quarterback Blake Bortles led the Jaguars 80 yards, ending the drive with a 1-yard touchdown by running back Storm Johnson. The Titans answered with a field goal by Ryan Succop at the end of the first quarter. Late in the second quarter fullback Jackie Battle scored on a one-yard run to give the Titans the lead. The Titans held on in the second half with two field goals by Ryan Succop. In the third quarter, cornerback Blidi Wreh-Wilson got the first interception of his career, picking off a Bortles pass and returning the ball 34 yards. The Titans defense also totaled six sacks against the Jaguars. In his second start of the season, rookie Avery Williamson recovered a fumble late in the game. With less than five minutes on the clock in the fourth quarter, cornerback Jason McCourty knocked the ball out of the hands of receiver Cecil Shorts III at Tennessee's 10-yard line. Williamson scooped up the ball to notch his first career takeaway and raced 41 yards on the return. The Jaguars scored with 37 seconds left as Bortles found Clay Harbor for a 20-yard touchdown. After recovering an onside kick, Jaguars kicker Josh Scobee set up for a 55-yard field goal with 3 seconds remaining, but Titans nose tackle Sammie Hill blocked the attempt to seal the win.

Jacksonville	7	0	0	7	14
Tennessee	3	7	3	3	16

TEAM	SCORING PLAY	
Jaguars	S. Johnson 1 yd. run (J. Scobee kick) (7-80, 3:43)	1-11:17
Titans	R. Succop 25 yd. Field Goal (11-67, 6:01)	1-0:44
Titans	J. Battle 1 yd. run (R. Succop kick) (8-80, 6:01)	2-1:04
Titans	R. Succop 21 yd. Field Goal (13-77, 6:08)	3-8:52
Titans	R. Succop 42 yd. Field Goal (7-26, 3:14)	4-14:49
Jaguars	C. Harbor 20 yd. pass from B. Bortles (J. Scobee kick) (9-83, 2:06)	4-0:37

**Missed FG:** J. Scobee (55B)

**Attendance:** 69,143 **Time of Game:** 3:05

**Weather:** Cloudy, 67° F, wind S 7 mph

	Titans				Jaguars			
First downs	14				27			
3rd-down conversion-att	3-11				8-15			
4th-down conversion-att	0-0				0-0			
Total yards	290				379			
Rushing yards	70				82			
Passing yards	220				297			
Passes-comp.-Int.	28-17-0				46-32-1			
Sacked-yards	3/13				6/39			
Punts-avg.	5-49.8				6-47.7			
Punt return yards	4-16				2-10			
Kickoff return yards	1-50				1-25			
Fumbles-lost	1-0				1-1			
Penalties-yards	5-48				6-35			
Field goals made-att	3-3				0-1			
Time of possession	28:53				31:07			

RUSHING											
TITANS	Att	Yds	Lg	TD	JAGUARS	Att	Yds	Lg	TD		
B. Sankey	18	61	22	0	B. Bortles	5	38	11	0		
D. McCluster	2	6	3	0	D. Robinson	5	22	6	0		
C. Whitehurst	2	1	2	0	S. Johnson	10	21	7	1		
J. Battle	1	1	1	1	J. Todman	3	1	2	0		
L. Washington	1	1	1	0							
<b>TOTALS</b>	<b>24</b>	<b>70</b>	<b>22</b>	<b>1</b>	<b>TOTALS</b>	<b>23</b>	<b>82</b>	<b>11</b>	<b>1</b>		

PASSING											
TITANS	Att	Com	Yd	TD-I	JAGUARS	Att	Com	Yd	TD-I		
C. Whitehurst	28	17	233	0-0	B. Bortles	46	32	336	1-1		
<b>TOTALS</b>	<b>28</b>	<b>17</b>	<b>233</b>	<b>0-0</b>	<b>TOTALS</b>	<b>46</b>	<b>32</b>	<b>336</b>	<b>1-1</b>		

RECEIVING											
TITANS	Rec	Yds	Lg	TD	JAGUARS	Rec	Yds	Lg	TD		
D. McCluster	6	52	25	0	C. Shorts	10	103	23	0		
J. Hunter	3	77	38	0	A. Robinson	8	68	15	0		
D. Walker	3	57	37	0	C. Harbor	3	91	59	1		
N. Washington	2	23	17	0	D. Robinson	3	14	12	0		
L. Washington	1	11	11	0	M. Lee	2	26	16	0		
B. Sankey	1	7	7	0	W. Ta'ufou'u	2	20	14	0		
K. Wright	1	6	6	0	A. Hurns	2	18	10	0		
					J. Todman	1	0	0	0		
					S. Johnson	1	-4	-4	0		
<b>TOTALS</b>	<b>17</b>	<b>233</b>	<b>38</b>	<b>0</b>	<b>TOTALS</b>	<b>32</b>	<b>336</b>	<b>59</b>	<b>1</b>		

### INDIVIDUAL DEFENSE

(Titans - Coaching Stats; Opponents - Press Box Stats)

**TITANS – Leading Tacklers:** J. McCourty & B. Wreh-Wilson (11-10-1). **Sacks:** J. Casey 2, K. Klug 1, K. Wimbley 1, S. Phillips 1, M. Huff 1. **Int:** B. Wreh-Wilson 1. **FF:** J. McCourty 1. **FR:** A. Williamson 1. **JAGUARS – Leading Tacklers:** J. Cyprien (14-11-3). **Sacks:** E. Hood 1, C. Clemons 1, W. Blackmon 1. **Int:** None. **FF:** W. Blackmon 1. **FR:** None.

# 2014 TITANS GAME-BY-GAME SUMMARIES

## GAME 7 – Titans 17, Redskins 19 Sunday, Oct. 19, 2014 • 1:00 EDT • FedEx Field

The Titans fell to a 2-5 record after suffering a 19-17 defeat to the Washington Redskins. With quarterback Jake Locker inactive for a second consecutive week due to a thumb injury, Charlie Whitehurst made his third start of the season. He completed 17 of 26 passes for 160 yards, two touchdowns and an interception. The Titans defense had three sacks and forced two turnovers against the Redskins. The Redskins took the lead early in the first quarter with a 31-yard field goal by Kai Forbath to which the Titans answered later in the quarter with a 36-yard field goal by Ryan Succop. The Redskins picked up an additional three points in the second quarter as Forbath hit another 31-yard field goal. Titans inside linebacker Wesley Woodyard intercepted a Kirk Cousins pass in the second quarter. The takeaway led to wide receiver Kendall Wright giving the Titans the lead at the end of the half with a 14-yard touchdown reception. The Redskins regained the lead on a 70-yard touchdown pass to wide receiver Pierre Garcon in the third quarter and added to the advantage with a field goal in the fourth. This was the Redskins' only touchdown of the game, as the Titans defense did not allow their opponent to score in the red zone for the first time this season. The Titans responded with a 38-yard touchdown pass to wide receiver Derek Hagan in the fourth quarter. The Redskins took the win, however, with a 22-yard field goal by Kai Forbath as the clock ran out.

Tennessee	3	7	0	7	17
Washington	3	3	7	6	19

TEAM	SCORING PLAY	
Redskins	K. Forbath 31 yd. Field Goal	1-10:08
Titans	R. Succop 36 yd. Field Goal	1-3:41
Redskins	K. Forbath 31 yd. Field Goal	2-7:34
Titans	K. Wright 14 yd. pass from C. Whitehurst (R. Succop kick)	2-1:04
Redskins	P. Garcon 70 yd. pass from C. McCoy (K. Forbath kick)	3-12:27
Redskins	K. Forbath 27 yd. Field Goal	4-13:27
Titans	D. Hagan 38 yd. pass from C. Whitehurst (R. Succop kick)	4-7:41
Redskins	K. Forbath 22 yd. Field Goal	4-0:00

Missed FG: None

Attendance: 75,227 Time of Game: 3:06

Weather: Sunny, 55° F, wind from NW 13 mph

	Titans	Redskins
First downs	14	16
3rd-down conversion-att	3-11	3-11
4th-down conversion-att	1-1	0-0
Total yards	236	351
Rushing yards	76	100
Passing yards	160	251
Passes-comp.-Int.	26-17-1	28-21-1
Sacked-yards	1/0	3/16
Punts-avg.	5-39.2	3-41.3
Punt return yards	1-0	1-1
Kickoff return yards	3-62	2-46
Fumbles-lost	1-1	1-1
Penalties-yards	11-96	7-50
Field goals made-att	1-1	4-4
Time of possession	30:56	29:04

RUSHING									
TITANS	Att	Yds	Lg	TD	REDSKINS	Att	Yds	Lg	TD
B. Sankey	16	56	11	0	A. Morris	18	54	14	0
C. Whitehurst	2	10	6	0	R. Helu	5	29	15	0
L. Washington	1	8	8	0	D. Young	1	14	14	0
J. Battle	2	3	2	0	C. McCoy	2	3	4	0
D. McCluster	1	-1	-1	0					
<b>TOTALS</b>	<b>22</b>	<b>76</b>	<b>11</b>	<b>0</b>	<b>TOTALS</b>	<b>26</b>	<b>100</b>	<b>15</b>	<b>0</b>

PASSING									
TITANS	Att	Com	Yd	TD-I	REDSKINS	Att	Com	Yd	TD-I
C. Whitehurst	26	17	160	2-1	K. Cousins	16	10	139	0-1
					C. McCoy	12	11	128	1-0
<b>TOTALS</b>	<b>26</b>	<b>17</b>	<b>160</b>	<b>2-1</b>	<b>TOTALS</b>	<b>28</b>	<b>21</b>	<b>267</b>	<b>1-1</b>

RECEIVING									
TITANS	Rec	Yds	Lg	TD	REDSKINS	Rec	Yds	Lg	TD
K. Wright	6	68	16	1	P. Garcon	5	87	70	1
D. Hagan	2	45	38	1	J. Reed	5	54	22	0
D. Walker	2	17	12	0	D. Jackson	3	49	37	0
J. Battle	2	13	12	0	R. Helu	3	-9	1	0
L. Washington	2	-4	1	0	N. Paul	2	58	50	0
N. Washington	1	9	9	0	A. Roberts	2	18	10	0
J. Hunter	1	6	6	0	D. Young	1	10	10	0
D. McCluster	1	6	6	0					
<b>TOTALS</b>	<b>17</b>	<b>160</b>	<b>38</b>	<b>2</b>	<b>TOTALS</b>	<b>21</b>	<b>267</b>	<b>70</b>	<b>1</b>

### INDIVIDUAL DEFENSE

(Titans - Coaching Stats; Opponents - Press Box Stats)

**TITANS – Leading Tacklers:** W. Woodyard 11-5-6. **Sacks:** M. Griffin 1, S. Hill 1, D. Morgan 1. **Int:** W. Woodyard 1. **FF:** D. Morgan 1. **FR:** A. Williamson 1.

**RESKINS – Leading Tacklers:** K. Robinson 14-7-7. **Sacks:** F. Kearse 1. **Int:** B. Breeland 1. **FF:** None. **FR:** None.

## GAME 8 – Titans 16, Texans 30 Sunday, Oct. 26, 2014 • 12:00 CDT • LP Field

With their return to LP Field, the Titans fell to a 2-6 record with a 16-30 loss to the Houston Texans. In his first career start, quarterback Zach Mettenberger was 27-of-41 passing for 299 yards with two touchdowns, an interception and a passer rating of 93.4. The Titans took an early lead in the first quarter with a 35-yard field goal by Ryan Succop. The Titans defense kept the Texans scoreless in the first quarter, but Houston responded with 13 unanswered points before the end of the half. Texans running back Arian Foster score two touchdowns in the third quarter, lifting the Texans to a 27-3 lead. Mettenberger proceeded to complete his first career touchdown pass on a six-yard throw to tight end Delanie Walker and added a 12-yard touchdown toss to wide receiver Justin Hunter in the fourth quarter. His 299 passing yards were the most by a Titans quarterback through eight weeks of the season and the most in franchise history by a rookie quarterback in his first start. Despite the fourth-quarter touchdowns, the Titans were unable to defeat the Texans, facing a final score of 30-16.

Houston	0	13	14	3	30
Tennessee	3	0	6	7	16

TEAM	SCORING PLAY	
Titans	R. Succop 35 yd. Field Goal	1-10:23
Texans	R. Bullock 30 yd. Field Goal	2-7:36
Texans	A. Foster 34 yd. run (R. Bullock kick)	2-6:00
Texans	R. Bullock 29 yd. Field Goal	2-0:19
Texans	A. Foster 5 yd. pass from R. Fitzpatrick (R. Bullock kick)	3-12:35
Texans	A. Foster 1 yd. run (R. Bullock kick)	3-5:42
Titans	D. Walker 6 yd. pass from Z. Mettenberger (run failed)	3-2:12
Texans	R. Bullock 49 yd. Field Goal	4-14:12
Titans	J. Hunter 12 yd. pass from Z. Mettenberger (R. Succop kick)	4-0:56

Missed FG: None

Attendance: 69,143 Time of Game: 2:58

Weather: Sunny, 73° F, wind from E 2 mph

	Titans	Texans
First downs	13	24
3rd-down conversion-att	2-12	7-16
4th-down conversion-att	1-2	0-0
Total yards	326	405
Rushing yards	36	212
Passing yards	290	193
Passes-comp.-Int.	41-27-1	35-19-0
Sacked-yards	2/9	5/34
Punts-avg.	6-51.7	6-44.8
Punt return yards	2-57	2-18
Kickoff return yards	3-77	0-0
Fumbles-lost	1-1	0-0
Penalties-yards	6-61	4-35
Field goals made-att	1-1	3-3
Time of possession	24:38	35:22

RUSHING									
TITANS	Att	Yds	Lg	TD	TEXANS	Att	Yds	Lg	TD
B. Sankey	9	35	9	0	A. Foster	20	151	43	2
D. McCluster	2	1	2	0	A. Blue	14	42	9	0
S. Greene	1	1	1	0	R. Fitzpatrick	4	12	12	0
Z. Mettenberger	1	-1	-1	0	J. Grimes	2	7	5	0
<b>TOTALS</b>	<b>13</b>	<b>36</b>	<b>9</b>	<b>0</b>	<b>TOTALS</b>	<b>40</b>	<b>212</b>	<b>43</b>	<b>2</b>

PASSING									
TITANS	Att	Com	Yd	TD-I	TEXANS	Att	Com	Yd	TD-I
Z. Mettenberger	41	27	299	2-1	R. Fitzpatrick	35	19	227	1-0
<b>TOTALS</b>	<b>41</b>	<b>27</b>	<b>299</b>	<b>2-1</b>	<b>TOTALS</b>	<b>35</b>	<b>19</b>	<b>227</b>	<b>1-0</b>

RECEIVING									
TITANS	Rec	Yds	Lg	TD	TEXANS	Rec	Yds	Lg	TD
N. Washington	4	68	43	0	A. Johnson	7	55	13	0
D. McCluster	4	39	23	0	D. Hopkins	5	95	23	0
D. Walker	4	37	15	1	A. Foster	4	22	13	1
J. Hunter	4	31	12	1	D. Johnson	2	33	18	0
B. Sankey	4	25	12	0	A. Blue	1	22	22	0
K. Wright	3	53	48	0					
L. Washington	3	40	19	0					
D. Hagan	1	6	6	0					
<b>TOTALS</b>	<b>27</b>	<b>299</b>	<b>48</b>	<b>2</b>	<b>TOTALS</b>	<b>19</b>	<b>227</b>	<b>23</b>	<b>1</b>

### INDIVIDUAL DEFENSE

(Titans - Coaching Stats; Opponents - Press Box Stats)

**TITANS – Leading Tacklers:** A. Williamson 11-8-3. **Sacks:** A. Williamson 1, M. Griffin 1, R. Pitoitua 1, D. Stafford 1, K. Wimbley 1. **Int:** None. **FF:** None. **FR:** None.

**TEXANS– Leading Tacklers:** M. Mohamed 8-6-2. **Sacks:** J. Watt 2. **Int:** D. Swearingen 1. **FF:** J. Watt 1. **FR:** T. Jamison 1.

# 2014 TITANS GAME-BY-GAME SUMMARIES

## GAME 9 – Titans 7, Ravens 21 Sunday, Nov. 9, 2014 • 1:00 EST • M&T Bank Stadium

Coming off a bye week, the Titans traveled to Baltimore to face the Ravens but returned home with a 2-7 record. Rookie quarterback Zach Mettenberger recorded his second career start, recording 16-of-27 passing for 179 yards with one touchdown and one interception. With a strong start in the first quarter, Mettenberger completed a three-yard pass to Leon Washington for a touchdown. The Ravens responded by scoring in each of the three remaining quarters. Quarterback Joe Flacco completed 16-of-27 passes for 169 yards and a touchdown, and Justin Forsett ran for 112 yards and two touchdowns. The Titans defense limited the Ravens to 161 net passing yards, the defense's second-lowest total allowed this season. On what turned out to be the final play of the first half, outside linebacker Derrick Morgan dropped Flacco for an eight-yard loss to record his second sack of the season. In the second half, the Titans didn't get their initial first down until there were less than five minutes remaining in the game. Soon after, however, Ravens cornerback Danny Gorrer intercepted a pass from Mettenberger to clinch the 21-7 victory.

Tennessee	7	0	0	0	7
Baltimore	0	7	7	7	21

TEAM	SCORING PLAY	
Titans	L. Washington 3 yd. pass from Z. Mettenberger	1-0:20
Ravens	J. Forsett 9 yd. run (J. Tucker kick)	2-6:43
Ravens	J. Forsett 11 yd. run (J. Tucker kick)	3-5:36
Ravens	T. Smith 32 yd. pass from J. Flacco (J. Tucker kick)	4-13:09

**Missed FG:** None  
**Attendance:** 70,914    **Time of Game:** 2:55  
**Weather:** Partly cloudy, 57° F, wind from W 7 mph

	Titans				Ravens			
First downs	14				18			
3rd-down conversion-att	4-12				4-13			
4th-down conversion-att	0-0				1-1			
Total yards	210				312			
Rushing yards	67				151			
Passing yards	143				161			
Passes-comp.-Int.	27-16-1				27-16-0			
Sacked-yards	5/36				1/8			
Punts-avg.	8-51.8				7-45.3			
Punt return yards	2-10				4-24			
Kickoff return yards	2-43				1-27			
Fumbles-lost	2-1				1-0			
Penalties-yards	9-67				5-40			
Field goals made-att	0-0				0-0			
Time of possession	29:13				30:47			

RUSHING											
TITANS	Att	Yds	Lg	TD	RAVENS	Att	Yds	Lg	TD		
B. Sankey	16	55	11	0	J. Forsett	20	112	37	2		
S. Greene	4	8	4	0	B. Pierce	8	31	10	0		
L. Washington	1	3	3	0	L. Taliaferro	3	10	4	0		
K. Wright	1	1	1	0	J. Flacco	3	-2	0	0		
<b>TOTALS</b>	<b>22</b>	<b>67</b>	<b>11</b>	<b>0</b>	<b>TOTALS</b>	<b>34</b>	<b>151</b>	<b>37</b>	<b>2</b>		

PASSING											
TITANS	Att	Com	Yd	TD-I	RAVENS	Att	Com	Yd	TD-I		
Z. Mettenberger	27	16	179	1-1	J. Flacco	27	16	169	1-0		
<b>TOTALS</b>	<b>27</b>	<b>16</b>	<b>179</b>	<b>1-1</b>	<b>TOTALS</b>	<b>27</b>	<b>16</b>	<b>169</b>	<b>1-0</b>		

RECEIVING											
TITANS	Rec	Yds	Lg	TD	RAVENS	Rec	Yds	Lg	TD		
K. Wright	4	53	20	0	T. Smith	5	75	32	1		
D. Walker	3	37	17	0	K. Juszczyk	3	26	16	0		
B. Sankey	3	19	9	0	S. Smith	3	17	12	0		
N. Washington	2	30	17	0	O. Daniels	2	20	13	0		
L. Washington	2	12	9	1	M. Brown	2	18	11	0		
J. Hunter	1	17	17	0	K. Aiken	1	13	13	0		
J. Battle	1	11	11	0							
<b>TOTALS</b>	<b>16</b>	<b>179</b>	<b>20</b>	<b>1</b>	<b>TOTALS</b>	<b>16</b>	<b>169</b>	<b>32</b>	<b>1</b>		

### INDIVIDUAL DEFENSE

(Titans - Coaching Stats; Opponents - Press Box Stats)

**TITANS – Leading Tacklers:** A. Williamson 12-7-5. **Sacks:** D. Morgan 1. **Int:** None. **FF:** None. **FR:** None.

**RAVENS– Leading Tacklers:** T. Suggs 6-2-4. **Sacks:** E. Dumervil 2.5, T. Suggs 1.5, T. Jernigan 1. **Int:** D. Gorrer 1. **FF:** H. Ngata 1. **FR:** L. Guy 1.

## GAME 10 – Titans 24, Steelers 27 Monday, Nov. 17, 2014 • 7:30 CDT • LP Field

In the coldest game ever played at LP Field with a kickoff temperature at 25 degrees, the Titans fell to the Steelers in a Monday night matchup. The loss to the Steelers ended the Titans' four-game winning streak on Monday night, which dated back to 2008. Rookie quarterback Zach Mettenberger completed 15 of 24 passes for 263 yards, two touchdowns and one interception in his first career primetime performance. The Steelers jumped on the board early in the first quarter with a field goal and an interception that was returned for a touchdown. The Titans quickly responded, however, when running back Bishop Sankey had a nine-yard touchdown run. Cornerback Jason McCourty intercepted a Ben Roethlisberger pass in the end zone late in the second quarter. The takeaway preceded an 80-yard touchdown pass from Mettenberger to Nate Washington on the following play to close out the half. The Titans defense totaled five sacks against the Steelers, all from linebackers. Additionally, Mettenberger was not sacked by the Steelers in 24 dropbacks. In the second half, the Titans continued their lead on third-and-goal in the third quarter when tight end Chase Coffman made a leaping grab in the end zone on a pass from Mettenberger. The Steelers answered with 14 points in the fourth quarter, clinching the win with a final score of 27-24.

Pittsburgh	13	0	0	14	27
Tennessee	7	10	7	0	24

TEAM	SCORING PLAY	
Steelers	S. Suisham 49 yd. Field Goal	1-10:45
Steelers	W. Gay 28 yd. interception return (S. Suisham kick)	1-10:37
Titans	B. Sankey 9 yd. run (R. Succop kick)	1-8:08
Steelers	S. Suisham 23 yd. Field Goal	1-1:03
Titans	R. Succop 20 yd. Field Goal	2-11:12
Titans	N. Washington 80 yd. pass from Z. Mettenberger (R. Succop kick)	2-0:32
Titans	C. Coffman 4 yd. pass from Z. Mettenberger (R. Succop kick)	3-3:42
Steelers	L. Bell 5 yd. run (S. Suisham kick)	4-14:51
Steelers	A. Brown 12 yd. pass from B. Roethlisberger (S. Suisham kick)	4-9:01

**Missed FG:** None  
**Attendance:** 69,143    **Time of Game:** 2:47  
**Weather:** Cloudy, 25° F, wind from WSW 9 mph

	Titans				Steelers			
First downs	14				29			
3rd-down conversion-att	3-8				7-13			
4th-down conversion-att	0-0				0-0			
Total yards	312				386			
Rushing yards	49				206			
Passing yards	263				180			
Passes-comp.-Int.	24-15-1				32-21-1			
Sacked-yards	0-0				5-27			
Punts-avg.	4-35.3				2-40.5			
Punt return yards	1-1				1-14			
Kickoff return yards	5-124				5-123			
Fumbles-lost	0-0				0-0			
Penalties-yards	1-10				4-39			
Field goals made-att	1-1				2-2			
Time of possession	20:11				39:49			

RUSHING											
TITANS	Att	Yds	Lg	TD	STEELERS	Att	Yds	Lg	TD		
B. Sankey	11	38	9	1	L. Bell	33	204	27	1		
S. Greene	3	6	3	0	B. Roethlisberger	3	2	4	0		
D. McCluster	1	5	5	0							
<b>TOTALS</b>	<b>15</b>	<b>49</b>	<b>9</b>	<b>1</b>	<b>TOTALS</b>	<b>36</b>	<b>206</b>	<b>27</b>	<b>1</b>		

PASSING											
TITANS	Att	Com	Yd	TD-I	STEELERS	Att	Com	Yd	TD-I		
Z. Mettenberger	24	15	263	2-1	B. Roethlisberger	32	21	207	1-1		
<b>TOTALS</b>	<b>24</b>	<b>15</b>	<b>263</b>	<b>2-1</b>	<b>TOTALS</b>	<b>32</b>	<b>21</b>	<b>207</b>	<b>1-1</b>		

RECEIVING											
TITANS	Rec	Yds	Lg	TD	STEELERS	Rec	Yds	Lg	TD		
K. Wright	4	70	23	0	A. Brown	9	91	17	1		
C. Coffman	3	32	18	1	H. Miller	5	71	23	0		
J. Hunter	2	48	36	0	L. Bell	2	18	10	0		
J. Battle	2	4	9	0	M. Bryant	2	11	8	0		
N. Washington	1	80	80	1	L. Moore	1	15	15	0		
D. McCluster	1	17	17	0	M. Wheaton	1	6	6	0		
B. Sankey	1	7	7	0	D. Archer	1	-5	-5	0		
D. Hagan	1	5	5	0							
<b>TOTALS</b>	<b>15</b>	<b>263</b>	<b>80</b>	<b>2</b>	<b>TOTALS</b>	<b>21</b>	<b>207</b>	<b>23</b>	<b>1</b>		

### INDIVIDUAL DEFENSE

(Titans - Coaching Stats; Opponents - Press Box Stats)

**TITANS – Leading Tacklers:** A. Williamson 9-3-6, J. Casey 9-6-3. **Sacks:** A. Williamson 2, S. Phillips 1, Q. Groves 1, D. Morgan 0.5, W. Woodyard 0.5. **Int:** J. McCourty 1. **FF:** None. **FR:** None.

**STEELERS– Leading Tacklers:** W. Allen 5-3-2, S. Spence 5-2-3, M. Mitchell 5-2-3. **Sacks:** None. **Int:** W. Gay 1. **FF:** None. **FR:** None.



# 2014 TITANS GAME-BY-GAME SUMMARIES

## GAME 11 – Titans 24, Eagles 43 Sunday, Nov. 23, 2014 • 1:00 EST • Lincoln Financial Field

The Titans fell to a 2-9 record with a loss at Philadelphia. Eagles WR Josh Huff returned the opening kickoff 107 yards. The Titans didn't get a first down until wide receiver Justin Hunter caught a 40-yard touchdown pass from quarterback Zach Mettenberger on their fifth offensive series. Against the Eagles, Mettenberger was 20-of-39 passing for 345 yards, two touchdowns and an interception for an 88.1 passer rating. In his first career start, cornerback Brandon Ghee intercepted a pass from Eagles quarterback Mark Sanchez at the Eagles 30 to set up the score that cut it to 17-7. Later in the second quarter, Mettenberger tossed a 68-yard pass to tight end Delanie Walker, which led to a two-yard score by running back Shonn Greene. Walker registered a career-high 155 receiving yards on five catches. In the third quarter, safety Daimion Stafford notched his first career interception, picking off a Sanchez pass and racing 33 yards on the return. Defensively, the Titans picked up two sacks as Jurrell Casey and Derrick Morgan each took down Sanchez in the first and third quarters. In the fourth quarter, Dexter McCcluster caught a six-yard touchdown from Mettenberger, but the Eagles took the win with a final score of 43-24.

Tennessee	.....0	17	0	7	24
Philadelphia	.....17	10	7	9	43

### TEAM SCORING PLAY

Eagles	J. Huff 107 yd. kickoff return (C. Parkey kick)	1-14:47
Eagles	D. Sproles 4 yd. run (C. Parkey kick)	1-10:44
Eagles	C. Parkey 36 yd. Field Goal	1-3:25
Titans	J. Hunter 40 yd. pass from Z. Mettenberger (R. Succop kick)	2-14:51
Eagles	C. Parkey 26 yd. Field Goal	2-11:29
Titans	S. Greene 2 yd. fun (R. Succop kick)	2-8:22
Eagles	L. McCoy 2 yd. run (C. Parkey kick)	2-4:35
Titans	R. Succop 20 yd. Field Goal	2-0:51
Eagles	J. Casey 14 yd. pass from M. Sanchez (C. Parkey kick)	3-11:27
Eagles	C. Parkey 35 yd. Field Goal	4-14:14
Eagles	C. Parkey 30 yd. Field Goal	4-10:18
Titans	D. McCcluster 6 yd. pass from Z. Mettenberger (R. Succop kick)	4-5:43
Eagles	C. Parkey 50 yd. Field Goal	4-2:26

**Missed FG:** C. Parkey (49LU)

**Attendance:** 69,596 **Time of Game:** 3:34

**Weather:** Partly Cloudy, 54° F, wind from S 7 mph

	Titans				Eagles			
First downs	16				26			
3rd-down conversion-att	2-12				10-19			
4th-down conversion-att	1-2				0-0			
Total yards	351				462			
Rushing yards	52				164			
Passing yards	299				298			
Passes-comp.-Int.	39-20-1				43-30-2			
Sacked-yards	5/46				2/9			
Punts-avg.	6-49.0				3-45.0			
Punt return yards	3-13				6-50			
Kickoff return yards	7-186				4-156			
Fumbles-lost	3-2				0-0			
Penalties-yards	7-56				9-69			
Field goals made-att	1-1				5-6			
Time of possession	26:48				33:12			

### RUSHING

TITANS	Att	Yds	Lg	TD	EAGLES	Att	Yds	Lg	TD
B. Sankey	10	37	13	0	L. McCoy	21	130	53	1
S. Greene	6	15	4	1	D. Sproles	6	25	13	1
D. McCcluster	1	2	2	0	C. Polk	7	5	4	0
Z. Mettenberger	2	-2	-1	0	M. Sanchez	4	4	6	0
<b>TOTALS</b>	<b>19</b>	<b>52</b>	<b>13</b>	<b>1</b>	<b>TOTALS</b>	<b>38</b>	<b>164</b>	<b>53</b>	<b>2</b>

### PASSING

TITANS	Att	Com	Yd	TD-I	EAGLES	Att	Com	Yd	TD-I
Z. Mettenberger	39	20	345	2-1	M. Sanchez	43	30	307	1-2
<b>TOTALS</b>	<b>39</b>	<b>20</b>	<b>345</b>	<b>2-1</b>	<b>TOTALS</b>	<b>43</b>	<b>30</b>	<b>307</b>	<b>1-2</b>

### RECEIVING

TITANS	Rec	Yds	Lg	TD	EAGLES	Rec	Yds	Lg	TD
D. Walker	5	155	68	0	J. Matthews	6	77	24	0
J. Hunter	4	64	40	1	J. Maclin	6	59	18	0
N. Washington	4	63	22	0	B. Celek	5	48	15	0
D. McCcluster	3	15	6	1	Z. Ertz	4	30	10	0
B. Sankey	2	14	9	0	R. Cooper	3	49	21	0
K. Wright	1	28	28	0	D. Sproles	3	14	10	0
B. Schwenke	1	6	6	0	C. Polk	1	15	15	0
					J. Casey	1	14	14	1
					L. McCoy	1	1	1	0
<b>TOTALS</b>	<b>20</b>	<b>345</b>	<b>68</b>	<b>2</b>	<b>TOTALS</b>	<b>30</b>	<b>307</b>	<b>24</b>	<b>1</b>

### INDIVIDUAL DEFENSE

(Titans - Coaching Stats; Opponents - Press Box Stats)

**TITANS – Leading Tacklers:** D. Morgan 13-9-4. **Sacks:** D. Morgan 1, J. Casey 1. **Int:** B. Ghee 1, D. Stafford 1. **FF:** None. **FR:** None.

**EAGLES– Leading Tacklers:** M. Kendricks 7-7-0. **Sacks:** T. Cole 2, C. Barwin 2, F. Cox 1. **B. Boykin** 1. **FF:** M. Kendricks 1, C. Barwin 1, B. Logan 1. **FR:** N. Allen 1, B. Fletcher 1.

## GAME 12 – Titans 21, Texans 45 Sunday, Nov. 30, 2014 • 12:00 CDT • NRG Stadium

The Titans fell to 2-10 at Houston in their second matchup against the Texans this season. Zach Mettenberger recorded his fifth consecutive start, becoming the third quarterback in franchise history to start at least five games as a rookie. Mettenberger was 13-of-19 passing for 184 yards with one touchdown, one interception and a passer rating of 95.1 before leaving the game in the third quarter with an injury. The Texans took the lead early and scored 24 unanswered points in the first half. To start the third quarter, wide receiver Kendall Wright caught a 36-yard touchdown pass from Mettenberger. Wright led the Titans with seven receptions and 132 receiving yards, notching his third career 100-yard game. Mettenberger was injured later in the quarter after being sacked by Texans defensive lineman J.J. Watt. He was replaced by Jake Locker, who was intercepted by Texans cornerback Jamal Rolle on his first play. The Titans quickly responded as cornerback Jason McCourty stripped the ball out of the hands of Texans receiver Andre Johnson. McCourty then picked the ball up and raced 62 yards down the sideline for his third career touchdown. In the fourth quarter, wide receiver Nate Washington caught a 25-yard touchdown pass from Locker. The catch was Washington's 400th career reception and his 40th career receiving touchdown, making him the 20th active player to reach the 400/40 plateau. Locker finished the game 6-of-12 passing for 91 yards with one touchdown and two interceptions as the Texans defeated the Titans 45-21.

Tennessee	.....0	0	14	7	21
Houston	.....14	10	7	14	45

### TEAM SCORING PLAY

Texans	R. Griffin 8 yd. pass from R. Fitzpatrick (R. Bullock kick)	1-7:34
Texans	A. Foster 7 yd. pass from R. Fitzpatrick (R. Bullock kick)	1-4:50
Texans	R. Bullock 37 yd. Field Goal	2-3:25
Texans	D. Hopkins 58 yd. pass from R. Fitzpatrick (R. Bullock kick)	2-0:38
Titans	K. Wright 36 yd. pass from Z. Mettenberger (R. Succop kick)	3-12:14
Titans	J. McCourty 62 yd. fumble return (R. Succop kick)	3-8:07
Texans	D. Hopkins 34 yd. pass from R. Fitzpatrick (R. Bullock kick)	3-4:40
Texans	A. Johnson 4 yd. pass from R. Fitzpatrick (R. Bullock kick)	4-11:05
Texans	J. Watt 1 yd. pass from R. Fitzpatrick (R. Bullock kick)	4-8:56
Titans	N. Washington 25 yd. pass from J. Locker (R. Succop kick)	4-1:06

**Missed FG:** R. Bullock (43WL)

**Attendance:** 71,714 **Time of Game:** 3:00

**Weather:** Partly Cloudy, 76° F, wind from SSE 12 mph

	Titans				Texans			
First downs	19				24			
3rd-down conversion-att	3-9				11-17			
4th-down conversion-att	0-0				1-1			
Total yards	320				457			
Rushing yards	83				99			
Passing yards	237				358			
Passes-comp.-Int.	31-19-3				33-24-0			
Sacked-yards	3/38				0/0			
Punts-avg.	5-45.2				3-45.7			
Punt return yards	1-21				2-20			
Kickoff return yards	2-71				1-7			
Fumbles-lost	1-1				1-1			
Penalties-yards	6-66				5-40			
Field goals made-att	0-0				1-2			
Time of possession	26:44				33:16			

### RUSHING

TITANS	Att	Yds	Lg	TD	TEXANS	Att	Yds	Lg	TD
B. Sankey	10	42	12	0	A. Foster	19	79	18	0
D. McCcluster	9	33	10	0	J. Grimes	5	13	10	0
Z. Mettenberger	1	8	8	0	R. Fitzpatrick	2	10	14	0
S. Greene	2	0	0	0	A. Blue	7	6	5	0
					T. Savage	2	-2	-1	0
					D. Johnson	1	-7	-7	0
<b>TOTALS</b>	<b>22</b>	<b>83</b>	<b>12</b>	<b>0</b>	<b>TOTALS</b>	<b>36</b>	<b>99</b>	<b>18</b>	<b>0</b>

### PASSING

TITANS	Att	Com	Yd	TD-I	TEXANS	Att	Com	Yd	TD-I
Z. Mettenberger	19	13	184	1-1	R. Fitzpatrick	33	24	358	6-0
J. Locker	12	6	91	1-1					
<b>TOTALS</b>	<b>31</b>	<b>19</b>	<b>275</b>	<b>2-3</b>	<b>TOTALS</b>	<b>33</b>	<b>24</b>	<b>358</b>	<b>6-0</b>

### RECEIVING

TITANS	Rec	Yds	Lg	TD	TEXANS	Rec	Yds	Lg	TD
K. Wright	7	132	36	1	D. Hopkins	9	238	58	2
N. Washington	5	61	25	1	A. Johnson	7	53	17	1
D. Hagan	2	39	20	0	A. Foster	5	26	7	1
D. McCcluster	2	11	6	0	K. Martin	1	32	32	0
J. Hunter	1	18	18	0	R. Griffin	1	8	8	1
L. Washington	1	8	8	0	J. Watt	1	1	1	1
D. Walker	1	6	6	0					
<b>TOTALS</b>	<b>19</b>	<b>275</b>	<b>36</b>	<b>2</b>	<b>TOTALS</b>	<b>24</b>	<b>358</b>	<b>58</b>	<b>6</b>

### INDIVIDUAL DEFENSE

(Titans - Coaching Stats; Opponents - Press Box Stats)

**TITANS – Leading Tacklers:** G. Wilson 9-7-2. **Sacks:** None. **Int:** None. **FF:** J. McCourty 1. **FR:** J. McCourty 1.

**TEXANS– Leading Tacklers:** D. Swearingen 7-4-3. **Sacks:** J. Watt 2, T. Jamison 1. **FF:** J. Watt 1. **FR:** J. Watt 1.

# 2014 TITANS GAME-BY-GAME SUMMARIES

## GAME 13 – Titans 7, Giants 36 Sunday, Dec. 7, 2014 • 12:00 CDT • LP Field

In their return to LP Field, the Titans dropped to a 2-11 record with a loss to the New York Giants. Zach Mettenberger became the third quarterback in franchise history to start at least six games as a rookie. He was 14-of-24 passing for 125 yards with an interception, but in the fourth quarter his day came to a premature end for the second consecutive week when he aggravated a right shoulder injury. The Giants took off early in the game, scoring 17 points in the first quarter and six more before the end of the first half. Eli Manning threw for 260 yards and a touchdown, helping the Giants snap a seven-game skid. In the third quarter, rookie defensive back Marqueston Huff recorded his first career interception. He picked off a Manning pass that was intended for tight end Larry Donnell and returned the ball 23 yards for a touchdown. Jake Locker entered the game in the fourth quarter after Mettenberger's injury, completing 9-of-11 passing for 81 yards and one interception. Locker led the teams in rushing yards, running twice for 28 yards. Following the Titans' lone touchdown, the Giants finished the game by scoring an additional six points, bringing the final score to 36-7.

**New York Giants** . . . . 17      6      10      3      36  
**Tennessee** . . . . . 0      0      7      0      7

TEAM	SCORING PLAY	
Giants	J. Brown 20 yd. Field Goal	1-7:59
Giants	O. Beckham 15 yd. pass from E. Manning (J. Brown kick)	1-4:41
Giants	M. Kuhn 26 yd. fumble return (J. Brown kick)	1-1:07
Giants	J. Brown 19 yd. Field Goal	2-1:38
Giants	J. Brown 36 yd. Field Goal	2-0:07
Giants	A. Williams 50 yd. run (J. Brown kick)	3-12:06
Titans	M. Huff 23 yd. interception return (R. Succop kick)	3-8:36
Giants	J. Brown 52 yd. Field Goal	3-0:33
Giants	J. Brown 42 yd. Field Goal	4-11:22

**Missed FG:** R. Succop (42WR)  
**Attendance:** 69,143      **Time of Game:** 3:04  
**Weather:** Cloudy, 45° F, wind from ENE 6 mph

	Titans	Giants
First downs	12	19
3rd-down conversion-att	2-13	8-18
4th-down conversion-att	1-3	0-0
Total yards	207	402
Rushing yards	61	142
Passing yards	146	260
Passes-comp.-Int.	35-23-2	43-26-1
Sacked-yards	8/60	0/0
Punts-avg.	6-47.3	4-46.5
Punt return yards	1-4	4-49
Kickoff return yards	4-63	1-20
Fumbles-lost	2-1	0-0
Penalties-yards	5-39	7-70
Field goals made-att	0-1	5-5
Time of possession	25:17	34:43

RUSHING									
TITANS	Att	Yds	Lg	TD	GIANTS	Att	Yds	Lg	TD
J. Locker	2	28	21	0	A. Williams	24	131	50	1
B. Sankey	9	25	7	0	O. Beckham	1	9	9	0
L. Washington	2	9	5	0	R. Jennings	2	5	4	0
Z. Mettenberger	1	-1	-1	0	O. Darkwa	1	0	0	0
					R. Nassib	2	-3	-1	0
<b>TOTALS</b>	<b>14</b>	<b>61</b>	<b>21</b>	<b>0</b>	<b>TOTALS</b>	<b>30</b>	<b>142</b>	<b>50</b>	<b>1</b>

PASSING									
TITANS	Att	Com	Yd	TD-I	GIANTS	Att	Com	Yd	TD-I
Z. Mettenberger	24	14	125	0-1	E. Manning	42	26	260	1-1
J. Locker	11	9	81	0-1	O. Beckham	1	0	0	0-0
<b>TOTALS</b>	<b>35</b>	<b>23</b>	<b>206</b>	<b>0-2</b>	<b>TOTALS</b>	<b>43</b>	<b>26</b>	<b>260</b>	<b>1-1</b>

RECEIVING									
TITANS	Rec	Yds	Lg	TD	GIANTS	Rec	Yds	Lg	TD
D. Hagan	6	62	26	0	O. Beckham	11	130	50	1
D. Walker	4	27	12	0	P. Parker	5	60	17	0
N. Washington	3	56	30	0	L. Donnell	4	28	11	0
K. Durham	3	30	12	0	A. Williams	3	16	8	0
D. McCluster	2	10	12	0	R. Jennings	1	17	17	0
L. Washington	2	10	8	0	R. Randle	1	9	9	0
B. Sankey	2	2	3	0	A. Robinson	1	0	0	0
K. Klug	1	9	9	0					
<b>TOTALS</b>	<b>23</b>	<b>206</b>	<b>30</b>	<b>0</b>	<b>TOTALS</b>	<b>26</b>	<b>260</b>	<b>50</b>	<b>1</b>

### INDIVIDUAL DEFENSE

(Titans - Coaching Stats; Opponents - Press Box Stats)

**TITANS – Leading Tacklers:** W. Woodyard 10-5-5, J. McCourty 10-9-1, M. Griffin 10-9-1. **Sacks:** None. **Int:** M. Huff 1. **FF:** None. **FR:** None.

**GIANTS– Leading Tacklers:** J. McClain 8-8-0. **Sacks:** J. McClain 1, J. Pierre-Paul 2, D. Kennard 2, M. Harris 1, D. Moore 2. **FF:** J. Pierre-Paul 1, D. Kennard 1. **FR:** M. Kuhn 1.

## GAME 14 – Titans 11, Jets 16 Sunday, Dec. 14, 2014 • 3:05 CDT • LP Field

In the NFL's first game to end with a 16-11 score, the Titans dropped to a 2-12 record against the New York Jets. With rookie Zach Mettenberger inactive due to a shoulder injury against the Giants, Jake Locker started at quarterback. Locker's start, however, soon came to an end. Charlie Whitehurst was forced into action. After Locker's shoulder was injured in the second quarter, Whitehurst completed 10 passes for 203 yards on 24 attempts with a 72.0 passer rating. The Titans took the lead early with a Ryan Succop field goal in the first quarter. In the second quarter, defensive tackle Jurrell Casey nearly sacked Jets quarterback Geno Smith in the end zone, but Smith got rid of the ball before his knee was down. The ruling on the field was a fumble recovered by the Jets in the field of play. Titans coach Ken Whisenhunt challenged the call, and after review, it was ruled an incomplete pass and intentional grounding, resulting in a safety for the Titans. The Titans defense also allowed the Jets offense to convert on only two of their final 13 attempts on third down. The Titans held the lead through halftime, but during the third quarter the Jets scored on a Smith nine-yard pass to John conner. Despite two additional field goals by Succop, the Jets scored a touchdown on a one-yard run by Chris Ivory in the fourth quarter, giving them the win.

**New York Jets** . . . . . 0      3      7      6      16  
**Tennessee** . . . . . 3      2      6      0      11

TEAM	SCORING PLAY	
Titans	R. Succop 40 yd. Field Goal	1-3:16
Titans	Penalty on G. Smith enforced in end zone for a Safety	2-12:09
Jets	N. Folk 51 yd. Field Goal	2-2:08
Titans	R. Succop 33 yd. Field Goal	3-6:03
Jets	J. Conner 9 yd. pass from G. Smith (N. Folk kick)	3-4:34
Titans	R. Succop 51 yd. Field Goal	3-2:02
Jets	C. Ivory 1 yd. run (pass failed)	4-3:09

**Missed FG:** N. Folk (53CR)  
**Attendance:** 69,143      **Time of Game:** 3:15  
**Weather:** Cloudy, 54° F, wind from E 6 mph

	Titans	Jets
First downs	17	17
3rd-down conversion-att	6-16	2-13
4th-down conversion-att	0-1	1-1
Total yards	342	277
Rushing yards	89	114
Passing yards	253	163
Passes-comp.-Int.	35-16-0	28-16-0
Sacked-yards	1/7	3/16
Punts-avg.	6-49.2	7-50.3
Punt return yards	4-26	3-23
Kickoff return yards	5-116	3-77
Fumbles-lost	2-1	0-0
Penalties-yards	9-76	7-46
Field goals made-att	3-3	1-2
Time of possession	29:57	30:03

RUSHING									
TITANS	Att	Yds	Lg	TD	JETS	Att	Yds	Lg	TD
S. Greene	16	50	8	0	C. Johnson	10	55	37	0
D. McCluster	5	15	11	0	C. Ivory	12	25	12	1
C. Whitehurst	2	9	10	0	G. Smith	4	16	10	0
B. Sankey	3	8	5	0	P. Harvin	1	10	10	0
J. Locker	2	7	7	0	B. Powell	1	8	8	0
					J. Conner	1	0	0	0
TOTALS	28	89	11	0	TOTALS	29	114	37	1

PASSING									
TITANS	Att	Com	Yd	TD-I	JETS	Att	Com	Yd	TD-I
C. Whitehurst	24	10	203	0-0	G. Smith	28	16	179	1-0
J. Locker	11	6	57	0-0					
TOTALS	35	16	260	0-0	TOTALS	28	16	179	1-0

RECEIVING									
TITANS	Rec	Yds	Lg	TD	JETS	Rec	Yds	Lg	TD
N. Washington	6	102	26	0	E. Decker	7	100	48	0
D. Walker	4	93	33	0	J. Cumberland	2	22	13	0
D. McCluster	2	8	6	0	B. Powell	2	10	7	0
B. Sankey	1	18	18	0	J. Amaro	1	20	20	0
K. Durham	1	14	14	0	T. Graham	1	9	9	0
S. Greene	1	13	13	0	J. Conner	1	9	9	1
L. Washington	1	2	2	0	C. Owusu	1	8	8	0
C. Whitehurst	0	10	10	0	C. Ivory	1	1	1	0
TOTALS	16	260	33	0	TOTALS	16	179	48	1

### INDIVIDUAL DEFENSE

(Titans - Coaching Stats; Opponents - Press Box Stats)

**TITANS – Leading Tacklers:** G. Wilson 8-5-3. **Sacks:** G. Wilson 1, D. Morgan 1, A. Woods 1. **Int:** None. **FF:** None. **FR:** None.

**JETS– Leading Tacklers:** D. Davis 7-6-1. **Sacks:** Q. Coples 1. **FF:** None. **FR:** T. Graham 1.

# 2014 TITANS GAME-BY-GAME SUMMARIES

## GAME 15 – Titans 13, Jaguars 21 Thursday, Dec. 18, 2014 • 8:25 EST • EverBank Field

In their ninth straight loss, the Titans fell to 2-13 against the Jacksonville Jaguars. Quarterback Charlie Whitehurst recorded his fourth start of the season and the eighth of his career. He was 24-of-35 passing for 287 yards with a touchdown and no interceptions. His passing yards and completion totals both set career highs, and his 102.9 passer rating was the highest of his career in a start. The Titans took the lead in the first quarter with an eight-yard touchdown pass from Whitehurst to Leon Washington on third-and-goal. The lead increased to 10-0 in the second quarter when Ryan Succop made a 50-yard field goal. The Jaguars answered at the end of the half, however, with a four-yard touchdown pass from rookie quarterback Blake Bortles to Marcedes Lewis, cutting the lead to 10-7. The Titans defense tallied four total sacks. Outside linebacker Derrick Morgan led the charge with a pair of sacks, while inside linebacker Wesley Woodyard and nose tackle Sammie Hill each posted a solo sack. The Jaguars scored 14 more unanswered points in the second half, taking the lead at 21-10. The Titans scored on a 23-yard field goal by Succop in the fourth quarter, but they still trailed 21-13 as the clock ran out.

Tennessee	.....7	3	0	3	13
Jacksonville	.....0	7	7	7	21

TEAM	SCORING PLAY	
Titans	L. Washington 8 yd. pass from C. Whitehurst (R. Succop kick)	1-7:23
Titans	R. Succop 50 yd. Field Goal	2-3:46
Jaguars	M. Lewis 4 yd. pass from B. Bortles (J. Scobee kick)	2-0:31
Jaguars	T. Gerhart 1 yd. run (J. Scobee kick)	3-9:27
Jaguars	J. Todman 62 yd. run (J. Scobee kick)	4-9:13
Titans	R. Succop 23 yd. Field Goal	4-6:06

Missed FG: None

Attendance: 61,202 Time of Game: 2:49

Weather: 58° F, wind NW 2 mph

	Titans	Jaguars
First downs	19	17
3rd-down conversion-att	7-15	5-13
4th-down conversion-att	0-1	0-0
Total yards	357	288
Rushing yards	95	177
Passing yards	262	111
Passes-comp.-Int.	35-24-0	27-14-0
Sacked-yards	4-25	4-13
Punts-avg.	5-40.6	7-45.9
Punt return yards	4-27	2-11
Kickoff return yards	1-12	1-29
Fumbles-lost	0-0	1-0
Penalties-yards	7-47	3-25
Field goals made-att	2-2	0-0
Time of possession	34:52	25:08

RUSHING									
TITANS	Att	Yds	Lg	TD	JAGUARS	Att	Yds	Lg	TD
B. Sankey	14	44	8	0	J. Todman	5	71	62	1
S. Greene	7	28	11	0	T. Gerhart	12	53	14	1
C. Whitehurst	3	12	10	0	B. Bortles	5	50	19	0
L. Washington	4	11	11	0	S. Johnson	3	3	2	0
<b>TOTALS</b>	<b>28</b>	<b>95</b>	<b>11</b>	<b>0</b>	<b>TOTALS</b>	<b>25</b>	<b>177</b>	<b>62</b>	<b>2</b>

PASSING									
TITANS	Att	Com	Yd	TD-I	JAGUARS	Att	Com	Yd	TD-I
C. Whitehurst	35	24	287	1-0	B. Bortles	26	13	115	1-0
					C. Shorts	1	1	9	0-0
<b>TOTALS</b>	<b>35</b>	<b>24</b>	<b>287</b>	<b>1-0</b>	<b>TOTALS</b>	<b>27</b>	<b>14</b>	<b>124</b>	<b>1-0</b>

RECEIVING									
TITANS	Rec	Yds	Lg	TD	JAGUARS	Rec	Yds	Lg	TD
L. Washington	7	62	25	1	M. Lee	4	65	34	0
K. Wright	4	73	39	0	A. Hurns	3	26	15	0
D. Walker	4	54	21	0	C. Shorts	2	15	9	0
D. Hagan	3	47	20	0	M. Lewis	2	6	4	1
N. Washington	2	18	9	0	J. Todman	2	5	9	0
K. Durham	2	10	9	0	T. Gerhart	1	7	7	0
C. Coffman	1	14	14	0					
B. Sankey	1	9	9	0					
<b>TOTALS</b>	<b>24</b>	<b>287</b>	<b>39</b>	<b>1</b>	<b>TOTALS</b>	<b>14</b>	<b>124</b>	<b>34</b>	<b>1</b>

### INDIVIDUAL DEFENSE

(Titans - Coaching Stats; Opponents - Press Box Stats)

**TITANS – Leading Tacklers:** D. Morgan 6-5-1, G. Wilson 6-6-0. **Sacks:** S. Hill 1, D. Morgan 2, W. Woodyard 1. **Int:** None. **FF:** D. Morgan 1. **FR:** None.

**JAGUARS– Leading Tacklers:** T. Smith 15-10-5. **Sacks:** A. Jones 1, S. Marks 1, C. Smith 1, R. Davis 1. **FF:** None **FR:** None.

## GAME 16 – Titans 10, Colts 27 Sunday, Dec. 28, 2014 • 12:00 CDT • LP Field

In their season finale, the Titans dropped to a 2-14 record with a 27-10 loss against the Indianapolis Colts. The Colts took the lead toward the end of the first quarter with a seven-yard touchdown pass from quarterback Andrew Luck to tight end Coby Fleener. The Colts added to their lead in the second quarter with a one-yard touchdown pass from Luck to tight end Jack Doyle. The Titans answered when quarterback Charlie Whitehurst connected with wide receiver Kendall Wright for a six-yard touchdown in the second quarter. In the first quarter, rookie defensive lineman DaQuan Jones dropped Andrew Luck for a seven-yard loss to record the first sack of his career. The sack gave the Titans defense 18 different players with at least one sack in 2014. The Titans defense also found success on fourth-down stops. In the fourth quarter, they stopped the Colts on third-and-one and again on fourth-and-one. On third down, the tackled running back Zurlon Tipton for no gain, and on fourth down, they took Tipton down for a one-yard loss. Kicker Ryan Succop made his lone field goal attempt in the third quarter to bring the Titans up to 10 points, but the Colts pulled away with a 27-10 victory.

Indianapolis	.....7	10	0	10	27
Tennessee	.....0	7	3	0	10

TEAM	SCORING PLAY	
Colts	C. Fleener 7 yd. pass from A. Luck (A. Vinatieri kick)	1-2:54
Colts	J. Doyle 1 yd. pass from A. Luck (A. Vinatieri kick)	2-8:54
Titans	K. Wright 6 yd. pass from C. Whitehurst (R. Succop kick)	2-5:07
Colts	A. Vinatieri 23 yd. Field Goal	2-2:55
Titans	R. Succop 31 yd. Field Goal	3-4:01
Colts	A. Vinatieri 26 yd. Field Goal	4-14:56
Colts	C. Fleener 8 yd. pass from M. Hasselbeck (A. Vinatieri kick)	4-3:16

Missed FG: A. Vinatieri (46WL)

Attendance: 69,143 Time of Game: 2:58

Weather: 40° F, wind N 6 mph

	Titans	Colts
First downs	9	16
3rd-down conversion-att	4-16	5-16
4th-down conversion-att	1-3	1-3
Total yards	192	378
Rushing yards	142	64
Passing yards	50	314
Passes-comp.-Int.	31-13-0	35-23-0
Sacked-yards	4-29	1-1
Punts-avg.	7-54.7	5-40.6
Punt return yards	1-10	3-40
Kickoff return yards	5-140	3-130
Fumbles-lost	4-1	1-0
Penalties-yards	4-20	4-20
Field goals made-att	1-1	2-3
Time of possession	26:34	33:26

RUSHING									
TITANS	Att	Yds	Lg	TD	COLTS	Att	Yds	Lg	TD
S. Greene	11	94	52	0	D. Herron	10	35	9	0
C. Whitehurst	4	19	13	0	Z. Tipton	9	21	9	0
B. Sankey	4	18	11	0	T. Richardson	6	11	4	0
K. Wright	1	10	10	0	A. Luck	1	5	5	0
L. Washington	2	2	2	0	M. Hasselbeck	4	-8	-1	0
J. Battle	1	0	0	0					
J. Palmer	1	-1	-1	0					
<b>TOTALS</b>	<b>24</b>	<b>142</b>	<b>52</b>	<b>0</b>	<b>TOTALS</b>	<b>30</b>	<b>64</b>	<b>9</b>	<b>0</b>

PASSING									
TITANS	Att	Com	Yd	TD-I	COLTS	Att	Com	Yd	TD-I
C. Whitehurst	28	12	72	1-0	M. Hasselbeck	19	13	155	1-0
J. Palmer	3	1	7	0-0	A. Luck	16	10	160	2-0
<b>TOTALS</b>	<b>31</b>	<b>13</b>	<b>79</b>	<b>1-0</b>	<b>TOTALS</b>	<b>35</b>	<b>23</b>	<b>315</b>	<b>3-0</b>

RECEIVING									
TITANS	Rec	Yds	Lg	TD	COLTS	Rec	Yds	Lg	TD
D. Walker	7	43	10	0	C. Fleener	5	56	20	2
D. Hagan	2	16	9	0	J. Doyle	4	21	7	1
A. Andrews	2	11	6	0	H. Nicks	3	46	21	0
K. Wright	2	9	6	1	D. Herron	3	31	26	0
					D. Moncrief	3	16	9	0
					R. Wayne	2	91	80	0
					Z. Tipton	2	45	32	0
					T. Richardson	1	9	9	0
<b>TOTALS</b>	<b>13</b>	<b>79</b>	<b>10</b>	<b>1</b>	<b>TOTALS</b>	<b>23</b>	<b>315</b>	<b>80</b>	<b>3</b>

### INDIVIDUAL DEFENSE

(Titans - Coaching Stats; Opponents - Press Box Stats)

**TITANS – Leading Tacklers:** W. Woodyard 9-4-5. **Sacks:** D. Jones 1. **Int:** None. **FF:** D. Jones 1. **FR:** None.

**COLTS– Leading Tacklers:** D. Jackson 9-6-3. **Sacks:** J. Newsome 2, J. McNary 0.5, A. Jackson 1, C. Redding 0.5. **FF:** J. Newsome 1, M. Adams 1, V. Davis 1. **FR:** V. Davis 1.





TENNESSEE  
**TITANS**

# MISCELLANEOUS STATISTICS

# TENNESSEE TITANS RECORD WHEN ...

	2014		2013		2012		2011		2010		2009		2008		2007		2006		2005		10-YR. TOTAL		
	W	L	W	L	W	L	W	L	W	L	W	L	W	L	W	L	W	L	W	L	W	L	Pct.
Overall Record	2	14	7	9	6	10	9	7	6	10	8	8	13	3	10	6	8	8	4	12	73	87	0.456
Home	1	7	3	5	4	4	5	3	3	5	5	3	7	1	5	3	4	4	3	5	40	40	0.500
Away	1	7	4	4	2	6	4	4	3	5	3	5	6	2	5	3	4	4	1	7	33	47	0.413
By Month																							
September	1	3	3	1	1	3	2	1	2	1	0	3	4	0	2	1	0	3	1	2	16	18	0.471
October	1	3	0	3	2	2	2	2	3	2	0	3	3	0	3	1	2	2	1	4	17	22	0.436
November	0	4	2	2	1	2	2	2	0	3	5	0	4	1	1	3	2	2	1	2	18	21	0.462
December	0	4	2	3	2	3	2	2	1	3	2	2	2	2	4	1	4	1	1	3	20	24	0.455
January	0	0	0	0	0	0	1	0	0	1	1	0	0	0	0	0	0	0	0	1	2	2	0.500
vs. AFC	2	10	6	6	5	7	7	5	3	9	4	8	9	3	7	5	5	7	3	9	51	69	0.425
South	1	5	2	4	1	5	3	3	2	4	2	4	4	2	4	2	4	2	2	4	25	35	0.417
East	0	1	1	0	3	1	1	0	0	1	2	2	0	1	1	0	1	3	0	1	9	10	0.474
West	1	0	2	2	0	1	1	0	1	3	0	1	1	0	2	2	0	1	0	1	8	11	0.421
North	0	4	1	0	1	0	2	2	0	1	0	1	4	0	0	1	0	1	1	3	9	13	0.409
vs. NFC	0	4	1	3	1	3	2	2	3	1	4	0	4	0	3	1	3	1	1	3	22	18	0.550
South	0	0	0	0	0	0	2	2	0	0	0	0	0	0	3	1	0	0	0	0	5	3	0.625
East	0	4	0	0	0	0	0	0	3	1	0	0	0	0	0	0	3	1	0	0	6	6	0.500
North	0	0	0	0	1	3	0	0	0	0	0	0	4	0	0	0	0	0	0	0	5	3	0.625
West	0	0	1	3	0	0	0	0	0	0	4	0	0	0	0	0	0	0	1	3	6	6	0.500
Playing Conditions																							
On grass	2	11	6	7	5	8	8	5	4	9	7	5	10	2	8	5	7	7	4	10	61	69	0.469
On synthetic grass	0	3	1	2	1	2	1	2	2	1	1	3	3	1	2	1	1	1	0	2	12	18	0.400
Outdoors	2	14	6	7	6	7	8	5	5	9	8	7	12	2	7	6	7	7	3	10	64	74	0.464
Indoors	0	0	1	2	0	3	1	2	1	1	0	1	1	1	3	0	1	1	1	2	9	13	0.409
Day	2	12	7	8	4	10	9	7	5	9	7	5	12	3	8	5	8	8	4	12	66	79	0.455
Night	0	2	0	1	2	0	0	0	1	1	1	3	1	0	2	1	0	0	0	0	7	8	0.467
Temp. 85 or higher	0	0	0	0	0	1	0	1	0	1	0	0	1	0	1	0	0	3	0	0	2	6	0.250
Temp. 32 or lower	0	1	0	1	0	1	0	0	0	1	0	0	2	0	1	0	0	0	0	0	3	4	0.429
In white jerseys	2	13	5	3	2	6	5	3	3	5	3	6	4	2	3	3	3	3	0	5	30	49	0.380
In navy jerseys	0	1	0	2	-	-	-	-	-	-	-	-	0	1	5	3	3	5	3	6	11	18	0.379
In light blue jerseys	0	0	2	4	4	4	4	4	3	5	5	2	9	0	2	0	2	0	1	1	32	20	0.615
Following a win	0	2	2	4	1	4	4	4	2	4	5	2	10	3	5	4	6	2	0	4	35	33	0.515
Following a loss	1	12	4	5	5	5	5	2	3	6	3	5	2	0	4	2	2	5	4	7	33	49	0.402
Win coin toss	2	10	4	3	3	7	6	5	4	5	5	4	5	2	8	4	5	3	1	7	43	50	0.462
Lose coin toss	0	4	3	6	3	3	3	2	2	5	3	4	8	1	2	2	3	5	3	5	30	37	0.448
Titans score on 1st drive	0	2	4	4	3	5	3	1	4	1	3	3	6	0	5	0	3	4	1	3	32	23	0.582
Opp. scores on 1st drive	1	6	3	4	5	4	1	4	0	4	3	3	3	2	2	4	2	2	1	6	21	39	0.350
Titans score first	0	5	3	4	4	4	5	2	4	2	4	2	9	1	7	1	5	4	3	6	44	31	0.587
Opponent scores first	2	9	4	5	2	6	4	5	2	8	4	6	4	2	3	5	3	4	1	6	29	56	0.341
Lead after 1 quarter	0	5	2	4	2	0	6	1	5	1	6	1	7	1	4	1	2	2	3	3	37	19	0.661
Tied after 1 quarter	1	1	1	1	2	2	1	0	1	4	1	1	3	0	4	1	2	1	0	3	16	14	0.533
Trail after 1 quarter	1	8	4	4	2	8	2	6	0	5	1	6	3	2	2	4	4	5	1	6	20	54	0.270
Lead at half	2	5	2	4	6	2	7	2	4	1	5	0	9	0	5	1	3	3	2	2	45	20	0.692
Tied at half	0	1	2	1	0	0	2	0	1	3	2	2	2	0	1	1	0	0	0	3	10	11	0.476
Trail at half	0	8	3	4	0	8	0	5	1	6	1	6	2	3	4	4	5	5	2	7	18	56	0.243

	2014		2013		2012		2011		2010		2009		2008		2007		2006		2005		10-YR. TOTAL		
	W	L	W	L	W	L	W	L	W	L	W	L	W	L	W	L	W	L	W	L	W	L	Pct.
Lead after 3 quarters	2	3	4	0	5	1	7	2	5	1	4	0	11	0	9	1	4	2	3	1	54	11	0.831
Tied after 3 quarters	0	0	1	1	0	0	0	0	0	2	4	2	1	0	1	0	0	1	1	3	8	9	0.471
Trail after 3 quarters	0	11	2	8	1	9	2	5	1	7	0	6	1	3	0	5	4	5	0	8	11	67	0.141
Outcome 7 points or less	1	4	6	5	4	3	5	4	1	4	5	3	4	1	6	3	7	4	1	4	40	35	0.533
Outcome 3 points or less	1	3	1	3	3	0	2	1	0	3	4	2	2	1	2	2	4	3	1	1	20	19	0.513
In Overtime	0	0	0	2	1	1	0	0	0	1	1	1	1	0	0	1	1	0	0	0	4	6	0.400
Score 20 or more points	1	4	5	5	5	2	8	0	6	4	7	1	10	0	6	2	8	2	3	6	59	26	0.694
Allow 20 or fewer points	2	2	6	1	3	1	8	1	5	4	6	1	12	1	9	1	5	3	4	3	60	18	0.769
Outgain opponent	1	3	5	4	3	4	5	2	4	1	5	3	8	0	8	3	4	1	4	2	47	23	0.671
Even yardage	0	0	1	0	0	0	0	0	0	0	0	0	0	0	0	0	0	0	0	0	1	0	0.000
Out-rush opponent	1	2	6	2	4	2	5	0	5	4	7	6	8	0	9	2	5	2	2	4	52	24	0.684
Out-pass opponent	1	6	3	5	1	4	5	3	1	4	5	1	7	1	3	2	2	1	4	4	32	31	0.508
+ Turnover Margin	2	1	5	1	4	1	5	0	5	1	5	1	8	1	5	1	5	2	3	2	47	11	0.810
Even turnover margin	0	3	2	1	1	3	3	4	1	2	0	1	4	1	1	0	2	0	1	3	15	18	0.455
- Turnover margin	0	10	0	7	1	6	1	3	0	7	3	6	1	1	4	5	1	6	0	7	11	58	0.159
Titans 300+ yards	1	9	6	5	3	6	9	4	5	4	8	4	9	0	5	4	5	4	3	8	54	48	0.529
Titans –300 yards	1	5	1	4	3	4	0	3	1	6	0	4	4	3	5	2	3	4	1	4	19	39	0.328
Titans 30+ rushes	1	1	5	2	3	0	4	0	4	0	7	3	11	0	9	3	5	3	2	0	51	12	0.810
Titans –30 rushes	1	13	2	7	3	10	5	7	2	10	1	5	2	3	1	3	3	5	2	12	22	75	0.227
Time of poss. 30:00 +	1	4	6	4	2	2	6	1	2	1	5	1	8	0	7	4	3	2	4	7	44	26	0.629
Time of poss. – 30:00	1	10	1	5	4	8	3	6	4	9	3	7	5	3	3	2	5	6	0	5	29	61	0.322
Have 100-yard rusher	0	0	2	0	3	2	4	0	5	3	8	4	4	0	5	1	3	3	0	0	34	13	0.723
(C. Brown)	-	-	-	-	-	-	-	-	-	-	-	-	-	-	1	0	0	0	0	0	1	0	1.000
(T. Henry)	-	-	-	-	-	-	-	-	-	-	-	-	-	-	-	-	3	3	0	0	3	3	0.500
(C. Johnson)	-	-	2	0	3	2	4	0	5	3	8	4	4	0	-	-	-	-	-	-	26	9	0.743
(L. White)	-	-	-	-	-	-	-	-	-	-	0	0	2	0	4	1	0	0	-	-	6	1	0.857
Have 100-yard receiver	0	4	4	2	1	1	3	4	2	2	2	1	3	0	2	0	2	2	1	1	20	17	0.541
(D. Bennett)	-	-	-	-	-	-	-	-	-	-	-	-	-	-	-	-	1	2	0	0	1	2	0.333
(K. Britt)	-	-	0	0	0	1	1	1	2	0	1	1	-	-	-	-	-	-	-	-	4	3	0.571
(J. Cook)	-	-	-	-	0	0	1	1	0	0	0	0	-	-	-	-	-	-	-	-	1	1	0.500
(C. Brown)	-	-	-	-	-	-	-	-	-	-	-	-	-	-	0	0	0	0	1	0	1	0	1.000
(J. Gage)	-	-	-	-	-	-	-	-	0	0	0	0	2	0	1	0	-	-	-	-	3	0	1.000
(J. Hunter)	0	0	1	1	-	-	-	-	-	-	-	-	-	-	-	-	-	-	-	-	1	1	0.500
(C. Johnson)	-	-	0	0	0	0	0	0	0	0	1	0	0	0	-	-	-	-	-	-	1	0	1.000
(B. Jones)	-	-	-	-	-	-	-	-	-	-	-	-	0	0	0	0	1	0	0	0	1	0	1.000
(B. Scaife)	-	-	-	-	-	-	-	-	0	0	0	0	1	0	0	0	0	0	0	0	1	0	1.000
(D. Walker)	0	2	0	0	-	-	-	-	-	-	-	-	-	-	-	-	-	-	-	-	0	2	0.000
(N. Washington)	0	1	3	0	1	0	0	2	0	2	0	0	-	-	-	-	-	-	-	-	4	5	0.444
(D. Williams)	-	-	0	0	0	0	1	0	0	0	-	-	-	-	-	-	-	-	-	-	1	0	1.000
(R. Williams)	-	-	-	-	-	-	-	-	-	-	-	-	-	-	1	0	0	0	0	0	1	0	1.000
(K. Wright)	0	1	1	1	0	0	-	-	-	-	-	-	-	-	-	-	-	-	-	-	1	2	0.333
Have 300-yard passer	0	1	1	2	1	1	3	0	0	1	1	0	0	0	0	1	0	0	1	1	7	7	0.500
(K. Collins)	-	-	-	-	-	-	-	-	0	1	0	0	0	0	0	0	0	0	-	-	0	1	0.000
(R. Fitzpatrick)	-	-	1	1	-	-	-	-	-	-	-	-	-	-	-	-	-	-	-	-	1	1	0.500
(M. Hasselbeck)	-	-	0	0	0	0	3	0	-	-	-	-	-	-	-	-	-	-	-	-	3	0	1.000
(J. Locker)	0	0	0	1	1	1	0	0	-	-	-	-	-	-	-	-	-	-	-	-	1	2	0.333
(Z. Mettenberger)	0	1	-	-	-	-	-	-	-	-	-	-	-	-	-	-	-	-	-	-	0	1	0.000
(V. Young)	-	-	-	-	-	-	-	-	0	0	1	0	0	0	0	1	0	0	-	-	1	1	0.500
Oppon. 100-yard rusher	0	7	1	1	1	2	2	4	1	2	1	1	1	1	0	2	2	2	1	7	10	29	0.256
Oppon. 100-yard receiver	1	6	0	3	3	5	0	3	2	6	1	5	2	1	2	1	1	3	0	4	12	37	0.245
Oppon. 300-yard passer	1	3	0	1	1	1	1	2	3	5	2	5	2	0	0	1	1	2	0	0	11	20	0.355



## 2014 TENNESSEE TITANS SUPERLATIVES

### TITANS

LONGEST RUN FROM SCRIMMAGE:	52	by Shonn Greene vs. Indianapolis, 12/28
LONGEST PASS COMPLETION:	80t	by Zach Mettenberger to Nate Washington vs. Pittsburgh, 11/17
LONGEST PUNT RETURN:	48	by Dexter McCluster vs. Houston, 10/26
LONGEST KICKOFF RETURN:	52	by Leon Washington vs. Indianapolis, 12/28
LONGEST INTERCEPTION RETURN:	34	by Blidi Wreh-Wilson vs. Jacksonville, 10/12
LONGEST PUNT:	79	by Brett Kern vs. Indianapolis, 12/28
LONGEST FIELD GOAL: .	51	by Ryan Succop vs. New York Jets, 12/14
MOST RUSHING ATTEMPTS:	18	by Bishop Sankey vs. Jacksonville, 10/12
MOST YARDS RUSHING:	94	by Shonn Greene vs. Indianapolis, 12/28
MOST PASSES ATTEMPTED:	41	by Zach Mettenberger vs. Houston, 10/26
MOST YARDS PASSING:	345	by Zach Mettenberger at Philadelphia, 11/23
MOST PASSES CAUGHT:	10	by Delanie Walker vs. Dallas, 9/14
MOST YARDS ON RECEPTIONS:	155	by Delanie Walker at Philadelphia, 11/23
MOST TOUCHDOWN PASSES:	2	Six times, last by Zach Mettenberger at Philadelphia, 11/23
MOST INTERCEPTIONS THROWN:	2	Twice, last by Jake Locker at Houston, 11/30
MOST RUSHING TOUCHDOWNS:	1	Six times, last by Shonn Greene at Philadelphia, 11/23
MOST TOUCHDOWN RECEPTIONS:	2	by Kendall Wright vs. Cleveland, 10/5

### OPPONENTS

LONGEST RUN FROM SCRIMMAGE:	62t	by Jordan Todman at Jacksonville, 12/18
LONGEST PASS COMPLETION:	80	by Andrew Luck to Reggie Wayne vs. Indianapolis, 12/28
LONGEST PUNT RETURN:	30	by Frankie Hammond at Kansas City, 9/7
LONGEST KICKOFF RETURN:	107t	by Josh Huff at Philadelphia, 11/23
LONGEST INTERCEPTION RETURN:	67	by A.J. Bouye at Houston, 11/30
LONGEST PUNT:	69	by Sam Koch at Baltimore, 11/9
LONGEST FIELD GOAL: .	52	by Josh Brown vs. New York Giants, 12/7
MOST RUSHING ATTEMPTS:	33	by Le'Veon Bell vs. Pittsburgh, 11/17
MOST YARDS RUSHING:	204	by Le'Veon Bell vs. Pittsburgh, 11/17
MOST PASSES ATTEMPTED:	46	by Blake Bortles vs. Jacksonville, 10/12
MOST YARDS PASSING:	393	by Andrew Luck at Indianapolis, 9/28
MOST PASSES CAUGHT:	11	by Odell Beckham Jr. vs. New York Giants, 12/7
MOST YARDS ON RECEPTIONS:	238	by DeAndre Hopkins at Houston, 11/30
MOST TOUCHDOWN PASSES:	6	by Ryan Fitzpatrick at Houston, 11/30
MOST INTERCEPTIONS THROWN:	3	by Alex Smith at Kansas City, 9/7
MOST RUSHING TOUCHDOWNS:	2	Three times, last by Justin Forsett at Baltimore, 11/9
MOST TOUCHDOWN RECEPTIONS:	2	Three times, last by Coby Fleener vs. Indianapolis, 12/28

### TITANS HIGHS AND LOWS

	<u>HIGH</u>		<u>LOW</u>	
POINTS:	28	vs. Cleveland, 10/5	7	Three times, last vs. N.Y. Giants, 12/7
FIRST DOWNS:	24	at Kansas City, 9/7	9	vs. Indianapolis, 12/28
NET RUSHING YARDS:	162	at Kansas City, 9/7	36	vs. Houston, 10/26
NET PASSING YARDS:	299	at Philadelphia, 11/23	50	vs. Indianapolis, 12/28
TOTAL OFFENSE:	410	vs. Cleveland, 10/5	192	vs. Indianapolis, 12/28
TOTAL PLAYS:	75	at Kansas City, 9/7	39	vs. Pittsburgh, 11/17
RUSHING ATTEMPTS:	38	at Kansas City, 9/7	13	Twice, last vs. Houston, 10/26
PASSING ATTEMPTS:	41	vs. Houston, 10/26	24	vs. Pittsburgh, 11/17
PASSES COMPLETED:	27	vs. Houston, 10/26	13	vs. Indianapolis, 12/28
PASSES HAD INT.:	3	at Houston, 11/30	0	Six times, last vs. Indianapolis, 12/28
FUMBLES LOST:	2	at Philadelphia, 11/23	0	Seven times, last at Jacksonville, 12/18
NUMBER OF PENALTIES:	12	at Kansas City, 9/7	1	vs. Pittsburgh, 11/17
YARDS PENALIZED:	110	at Kansas City, 9/7	10	vs. Pittsburgh, 11/17
TIME OF POSSESSION:	37:44	at Kansas City, 9/7	17:39	at Indianapolis, 9/28

## OPPONENT HIGHS AND LOWS

	<u>HIGH</u>		<u>LOW</u>	
POINTS:	45	at Houston, 11/30	10	at Kansas City, 9/7
FIRST DOWNS:	31	at Indianapolis, 9/28	15	at Kansas City, 9/7
NET RUSHING YARDS:	220	vs. Dallas, 9/14	64	vs. Indianapolis, 12/28
NET PASSING YARDS:	393	at Indianapolis, 9/28	111	at Jacksonville, 12/18
TOTAL OFFENSE:	498	at Indianapolis, 9/28	245	at Kansas City, 9/7
TOTAL PLAYS:	83	at Philadelphia, 11/23	56	Twice, last at Jacksonville, 12/18
RUSHING ATTEMPTS:	43	vs. Dallas, 9/14	17	at Kansas City, 9/7
PASSING ATTEMPTS:	46	vs. Jacksonville, 10/12	26	at Cincinnati, 9/21
PASSES COMPLETED:	32	vs. Jacksonville, 10/12	14	at Jacksonville, 12/18
PASSES HAD INT.:	3	at Kansas City, 9/7	0	Seven times, last vs. Indianapolis, 12/28
FUMBLES LOST:	1	Four times, last at Houston, 11/30	0	12 times, last vs. Indianapolis, 12/28
NUMBER OF PENALTIES:	11	at Indianapolis, 9/28	3	Twice, last at Jacksonville, 12/18
YARDS PENALIZED:	88	at Indianapolis, 9/28	20	vs. Indianapolis, 12/28
TIME OF POSSESSION:	42:21	at Indianapolis, 9/28	22:16	at Kansas City, 9/7

## LONGEST 2014 SCORING DRIVES

Most Plays:	Titans	14	vs. New York Jets, 12/14, 62 yards, 7:30, FG
	Opponent	16	vs. New York Giants, 12/7, 67 yards, 7:08, FG
Most Yards:	Titans	84	at Jacksonville, 12/18, 12 plays, 7:37, TD
	Opponent	98	vs. Houston, 10/26, 11 plays, 4:06, TD
Most Time:	Titans	7:37	at Jacksonville, 12/18, 12 plays, 84 yards, TD
	Opponent	7:26	at Houston, 11/30, 14 plays, 80 yards, TD

## BIG PLAYS (30 OR MORE YARDS FROM SCRIMMAGE)

### TITANS BIG PLAYS

1. 39 -yard pass from Jake Locker to Justin Hunter at Kansas City, 9/7
2. 61 -yard touchdown pass from Jake Locker to Delanie Walker vs. Dallas, 9/14
3. 31 -yard pass from Charlie Whitehurst to Delanie Walker at Indianapolis, 9/28
4. 38 -yard run by Kendall Wright vs. Cleveland, 10/5
5. 75 -yard touchdown pass from Charlie Whitehurst to Justin Hunter vs. Cleveland, 10/5
6. 38 -yard pass from Charlie Whitehurst to Justin Hunter vs. Jacksonville, 10/12
7. 37 -yard pass from Charlie Whitehurst to Delanie Walker vs. Jacksonville, 10/12
8. 38 -yard touchdown pass from Charlie Whitehurst to Derek Hagan at Washington, 10/19
9. 48 -yard pass from Zach Mettenberger to Kendall Wright vs. Houston, 10/26
10. 43 -yard pass from Zach Mettenberger to Nate Washington vs. Houston, 10/26
11. 80 -yard touchdown pass from Zach Mettenberger to Nate Washington vs. Pittsburgh, 11/17
12. 36 -yard pass from Zach Mettenberger to Justin Hunter vs. Pittsburgh, 11/17
13. 40 -yard touchdown pass from Zach Mettenberger to Justin Hunter at Philadelphia, 11/23
14. 68 -yard pass from Zach Mettenberger to Delanie Walker at Philadelphia, 11/23
15. 36 -yard touchdown pass from Zach Mettenberger to Kendall Wright at Houston, 11/30
16. 35 -yard pass from Jake Locker to Kendall Wright at Houston, 11/30
17. 30 -yard pass from Zach Mettenberger to Nate Washington vs. New York Giants, 12/7
18. 33 -yard pass from Charlie Whitehurst to Delanie Walker vs. New York Jets, 12/14
19. 49 -yard pass from Charlie Whitehurst to Dexter McCluster to Nate Washington to Charlie Whitehurst to Delanie Walker vs. New York Jets, 12/14
20. 39 -yard pass from Charlie Whitehurst to Kendall Wright at Jacksonville, 12/18
21. 52 -yard run by Shonn Greene vs. Indianapolis, 12/28

## **OPPONENTS BIG PLAYS**

1. 37 -yard pass from Andrew Luck to T.Y. Hilton at Indianapolis, 9/28
2. 31 -yard pass from Brian Hoyer to Miles Austin vs. Cleveland, 10/5
3. 49 -yard pass from Brian Hoyer to Taylor Gabriel vs. Cleveland, 10/5
4. 59 -yard pass from Blake Bortles to Clay Harbor vs. Jacksonville, 10/12
5. 50 -yard pass from Kirk Cousins to Niles Paul at Washington, 10/19
6. 37 -yard pass from Kirk Cousins to DeSean Jackson at Washington, 10/19
7. 70 -yard touchdown pass from Colt McCoy to Pierre Garcon at Washington, 10/19
8. 34 -yard touchdown run by Arian Foster vs. Houston, 10/26
9. 43 -yard run by Arian Foster vs. Houston, 10/26
10. 32 -yard touchdown pass from Joe Flacco to Torrey Smith at Baltimore, 11/9
11. 37 -yard run by Justin Forsett at Baltimore, 11/9
12. 53 -yard run by LeSean McCoy at Philadelphia, 11/23
13. 31 -yard pass from Ryan Fitzpatrick to DeAndre Hopkins at Houston, 11/30
14. 58 -yard touchdown pass from Ryan Fitzpatrick to DeAndre Hopkins at Houston, 11/30
15. 32 -yard pass from Ryan Fitzpatrick to Keshawn Martin at Houston, 11/30
16. 34 -yard touchdown pass from Ryan Fitzpatrick to DeAndre Hopkins at Houston, 11/30
17. 56 -yard pass from Ryan Fitzpatrick to DeAndre Hopkins at Houston, 11/30
18. 50 -yard pass from Eli Manning to Odell Beckham Jr. vs. New York Giants, 12/7
19. 50 -yard touchdown run by Andre Williams vs. New York Giants, 12/7
20. 63 -yard pass from Geno Smith to Eric Decker vs. New York Jets, 12/14
21. 37 -yard run by Chris Johnson vs. New York Jets, 12/14
22. 34 -yard pass from Blake Bortles to Marqise Lee at Jacksonville, 12/18
23. 62 -yard touchdown run by Jordan Todman at Jacksonville, 12/18
24. 80 -yard pass from Andrew Luck to Reggie Wayne vs. Indianapolis, 12/28
25. 32 -yard pass from Matt Hasselbeck to Zurlon Tipton vs. Indianapolis, 12/28

## **TURNOVER ANALYSIS**

### **PLUS-MINUS TURNOVER RATIO**

	<b>Takeaways</b>	<b>Turnovers</b>	<b>Ratio</b>
1 <sup>st</sup> Half	8	12	-4
1 <sup>st</sup> quarter	3	5	-2
2 <sup>nd</sup> quarter	5	7	-2
2 <sup>nd</sup> Half	8	14	-6
3 <sup>rd</sup> quarter	5	5	0
4 <sup>th</sup> quarter	3	9	-6
Overtime	0	0	0
<b>Totals</b>	<b>16</b>	<b>26</b>	<b>-10</b>



### GAME-BY-GAME TURNOVER RATIO

Date	Opponent	Takeaways	Turnovers	Ratio	Result
9/7	at Kansas City	3	0	+3	W
9/14	vs. Dallas	1	2	-1	L
9/21	at Cincinnati	1	2	-1	L
9/28	at Indianapolis	1	3	-2	L
10/5	vs. Cleveland	1	0	+1	L
10/12	vs. Jacksonville	2	0	+2	W
10/19	at Washington	2	2	0	L
10/26	vs. Houston	0	2	-2	L
11/9	at Baltimore	0	2	-2	L
11/17	vs. Pittsburgh	1	1	0	L
11/23	at Philadelphia	2	3	-1	L
11/30	at Houston	1	4	-3	L
12/7	vs. New York Giants	1	3	-2	L
12/14	vs. New York Jets	0	1	-1	L
12/18	at Jacksonville	0	0	0	L
12/28	vs. Indianapolis	0	1	-1	L

### FUMBLES

Player	Fumbles	Lost
Zach Mettenberger	4	2
Jake Locker	3	1
Leon Washington	3	1
Charlie Whitehurst	3	0
Bishop Sankey	2	2
Chris Spencer	2	0
Delanie Walker	2	0
Shonn Greene	1	1
Dexter McCluster	1	1
Brian Schwenke	1	1
Kendall Wright	1	1
<b>TOTALS</b>	<b>23</b>	<b>10</b>
OPPONENTS	7	4

### **INACTIVE PLAYERS**

Date	Opponent	Inactive Players
9/7	at Kansas City	Ayers, Durham, Graham, Jones, Martin, Mettenberger, Stingily
9/14	vs. Dallas	Brown, Durham, Graham, Harris, Jones, Mettenberger, Stingily
9/21	at Cincinnati	Ayers, Durham, Graham, Jones, Martin, Mettenberger, Stingily
9/28	at Indianapolis	Ayers, Durham, Harris, Locker, Pitoitua, Stingily, Thompson
10/5	vs. Cleveland	Anderson, Durham, Jones, Mettenberger, Stingily, Thompson, Wreh-Wilson
10/12	vs. Jacksonville	Ayers, Ghee, Greene, Locker, Sensabaugh, Stevens, Thompson
10/19	at Washington	Ayers, Greene, Locker, Pitoitua, Sensabaugh, Svitek, Thompson
10/26	vs. Houston	Andrews, Durham, Jones, Sensabaugh, Svitek, Thompson, Whitehurst
11/9	at Baltimore	Andrews, Brackett, Durham, Harris, Hill, Svitek, Whitehurst
11/17	vs. Pittsburgh	Andrews, Durham, Harris, Jones, Svitek, Walker, Whitehurst
11/23	at Philadelphia	Durham, Gordon, Huff, Pitoitua, Svitek, Whitehurst, Wreh-Wilson
11/30	at Houston	Andrews, Durham, Huff, Jones, Lewan, Whitehurst, Wimbley
12/7	vs. New York Giants	Greene, Jones, Lewan, Oher, Thomas, Wimbley, Wright
12/14	vs. New York Jets	Lewan, Martin, Mettenberger, Stafford, Stingily, Wimbley, Wright
12/18	at Jacksonville	Gooden, Jones, Lewan, Martin, Mettenberger, Moch, Thomas
12/28	vs. Indianapolis	Jones, Lewan, Mettenberger, Moch, Pitoitua, Richardson, Thomas

## DRIVE ENGINEERING TITANS

QB	Game	Drives Started	Drives Ended By . . .									Points Yield	Points/ Drive	Drive Eff.
			TD	FG	FGA	PNT	DWN	TRN	SAF	GM	HLF			
Locker	9/7 at KC	13	2	4	4	6	0	0	0	1	0	26	2.0	46.2%
	9/14 DAL	12	1	1	1	5	1	2	0	1	1	10	0.8	16.7%
	9/21 at CIN	12	1	0	2	4	1	2	1	1	0	7	0.6	8.3%
	10/5 CLE	4	3	0	0	1	0	0	0	0	0	21	5.3	75.0%
	11/30 at HOU	5	1	0	0	2	0	2	0	0	0	7	1.4	20.0%
	12/7 NYG	2	0	0	0	0	1	1	0	0	0	0	0.0	0.0%
	12/14 NYJ	5	0	1	1	4	0	0	0	0	0	3	0.6	20.0%
<b>LOCKER TOTALS</b>		<b>53</b>	<b>8</b>	<b>6</b>	<b>8</b>	<b>22</b>	<b>3</b>	<b>7</b>	<b>1</b>	<b>3</b>	<b>1</b>	<b>74</b>	<b>1.4</b>	<b>26.4%</b>
Whitehurst	9/28 at IND	10	2	1	1	5	0	2	0	0	0	17	1.7	30.0%
	10/5 CLE	8	1	0	0	3	1	0	1	1	1	7	0.9	12.5%
	10/12 JAX	11	1	3	3	5	0	0	0	1	1	16	1.5	36.4%
	10/19 at WAS	9	2	1	1	5	0	1	0	0	0	17	1.9	33.3%
	12/14 NYJ	7	0	2	2	2	1	0	0	1	1	6	0.9	28.6%
	12/18 at JAX	11	1	2	2	5	1	0	0	1	1	13	1.2	27.3%
	12/28 IND	12	1	1	1	7	1	1	0	0	1	10	0.8	16.7%
<b>WHITEHURST TOTALS</b>		<b>68</b>	<b>8</b>	<b>10</b>	<b>10</b>	<b>32</b>	<b>4</b>	<b>4</b>	<b>1</b>	<b>4</b>	<b>5</b>	<b>86</b>	<b>1.3</b>	<b>26.5%</b>
Mettenberger	9/28 at IND	2	0	0	0	1	0	1	0	0	0	0	0.0	0.0%
	10/26 HOU	13	2	1	1	6	1	2	0	0	1	16	1.2	23.1%
	11/9 at BAL	11	1	0	0	8	0	2	0	0	0	7	0.6	9.1%
	11/17 PIT	9	3	1	1	4	0	1	0	0	0	24	2.7	44.4%
	11/23 at PHI	16	3	1	1	6	1	3	0	1	1	24	1.5	25.0%
	11/30 at HOU	7	1	0	0	3	0	2	0	0	1	7	1.0	14.3%
	12/7 NYG	11	0	0	1	6	1	2	0	0	1	0	0.0	0.0%
<b>METTENBERGER TOTALS</b>		<b>69</b>	<b>10</b>	<b>3</b>	<b>4</b>	<b>34</b>	<b>3</b>	<b>13</b>	<b>0</b>	<b>1</b>	<b>4</b>	<b>78</b>	<b>1.1</b>	<b>18.8%</b>
Palmer	12/28 IND	2	0	0	0	0	1	0	0	1	0	0	0.0	0.0%
<b>PALMER TOTALS</b>		<b>2</b>	<b>0</b>	<b>0</b>	<b>0</b>	<b>0</b>	<b>1</b>	<b>0</b>	<b>0</b>	<b>1</b>	<b>0</b>	<b>0</b>	<b>0.0</b>	<b>0.0%</b>
<b>TEAM TOTALS</b>		<b>192</b>	<b>26</b>	<b>19</b>	<b>22</b>	<b>88</b>	<b>11</b>	<b>24</b>	<b>2</b>	<b>9</b>	<b>10</b>	<b>238</b>	<b>1.2</b>	<b>23.4%</b>

## OPPONENTS

QB	Game	Drives Started	Drives Ended By . . .									Points Yield	Points/ Drive	Drive Eff.
			TD	FG	FGA	PNT	DWN	TRN	SAF	GM	HLF			
Smith	9/7 at KC	13	1	1	2	5	1	3	0	0	1	10	0.8	15.4%
Romo	9/14 DAL	11	2	4	4	4	0	1	0	0	0	26	2.4	54.5%
Dalton/Campbell	9/21 at CIN	12	4	1	1	4	1	1	0	0	1	31	2.6	41.7%
Luck/Hasselbeck	9/28 at IND	14	5	2	2	4	0	1	0	1	1	41	2.9	50.0%
Hoyer	10/5 CLE	11	3	2	2	3	2	1	0	0	0	27	2.5	45.5%
Bortles	10/12 JAX	11	2	0	1	6	0	2	0	0	0	14	1.3	18.2%
Cousins/McCoy	10/19 at WAS	11	1	4	4	3	0	2	0	0	1	19	1.7	45.5%
Fitzpatrick	10/26 HOU	13	3	3	3	6	0	0	0	1	0	30	2.3	46.2%
Flacco	11/9 at BAL	12	3	0	0	7	0	0	0	1	1	21	1.8	25.0%
Roethlisberger	11/17 PIT	9	2	2	2	2	0	1	0	1	1	20	2.2	44.4%
Sanchez	11/23 at PHI	14	3	5	6	3	0	2	0	0	0	36	2.6	57.1%
Fitzpatrick/Savage	11/30 at HOU	13	6	1	2	3	0	1	0	1	0	45	3.5	53.8%
Manning	12/7 NYG	13	2	5	5	4	0	1	0	1	0	29	2.2	53.8%
Smith	12/14 NYJ	12	2	1	2	7	0	0	1	0	0	16	1.3	25.0%
Bortles	12/18 at JAX	10	3	0	0	7	0	0	0	0	0	21	2.1	30.0%
Luck/Hasselbeck	12/28 IND	13	3	2	3	5	2	0	0	0	0	27	2.1	38.5%
<b>OPPONENTS TOTALS</b>		<b>192</b>	<b>45</b>	<b>33</b>	<b>39</b>	<b>73</b>	<b>6</b>	<b>16</b>	<b>1</b>	<b>6</b>	<b>6</b>	<b>413</b>	<b>2.2</b>	<b>40.6%</b>

# THIRD DOWN EFFICIENCY

## TITANS

THIRD DOWN AND ...																							
Game	1		2		3		4		5		6		7		8		9		10+		TOTAL		PCT.
	Made	Att.	Made	Att.	Made	Att.	Made	Att.	Made	Att.	Made	Att.	Made	Att.	Made	Att.	Made	Att.	Made	Att.	Made	Att.	
9/7 at KC	2	2	1	1	0	1	1	1	0	0	0	1	0	0	1	2	2	3	0	5	7	16	43.8
9/14 DAL	0	0	1	2	1	2	0	0	0	1	0	2	0	0	0	0	0	0	0	3	2	10	20.0
9/21 at CIN	0	1	0	0	0	0	1	2	0	0	0	0	0	1	1	2	0	2	0	4	2	12	16.7
9/28 at IND	0	0	0	0	0	2	0	2	0	0	0	1	0	0	1	1	0	1	0	2	1	9	11.1
10/5 CLE	0	0	1	1	1	1	1	1	0	0	0	1	0	1	1	1	0	1	4	7	8	14	57.1
10/12 JAX	1	1	1	1	0	2	1	2	0	0	0	1	0	1	0	0	0	1	0	2	3	11	27.3
10/19 at WAS	1	1	0	0	0	0	0	0	0	0	0	3	0	0	1	1	0	0	1	6	3	11	27.3
10/26 HOU	1	1	0	0	1	2	0	0	0	2	0	1	0	0	0	1	0	0	0	5	2	12	16.7
11/9 at BAL	1	2	0	0	0	0	0	0	0	1	0	0	1	3	0	1	2	2	0	3	4	12	33.3
11/17 PIT	1	1	0	2	0	0	1	1	0	0	1	2	0	0	0	0	0	1	0	1	3	8	37.5
11/23 at PHI	0	0	1	2	0	2	0	0	0	1	0	2	0	0	0	0	0	0	1	5	2	12	16.7
11/30 at HOU	0	0	0	0	0	1	1	1	2	2	0	0	0	1	0	0	0	0	0	4	3	9	33.3
12/7 NYG	0	0	1	1	0	1	1	2	0	2	0	1	0	1	0	0	0	1	0	4	2	13	15.4
12/14 NYJ	0	0	0	2	2	3	1	2	0	0	0	0	0	1	1	1	0	1	2	6	6	16	37.5
12/18 at JAX	1	2	0	1	2	2	3	3	0	2	0	0	0	0	1	2	0	0	0	3	7	15	46.7
12/28 IND	2	5	0	1	0	1	1	3	0	1	1	2	0	0	0	0	0	0	0	3	4	16	25.0
TOTALS	10	16	6	14	7	20	12	20	2	12	2	17	1	9	7	12	4	13	8	63	59	196	30.1

	Made	Att.	Pct.
Titans third down and 1 - 4:	35	70	50.0
Titans third down and 5 - 9:	16	63	25.4
Titans third down and 10+ :	8	63	12.7

## OPPONENTS

THIRD DOWN AND ...																								
		1		2		3		4		5		6		7		8		9		10+		TOTAL		PCT.
Game		Made	Att.	Made	Att.	Made	Att.	Made	Att.	Made	Att.	Made	Att.	Made	Att.	Made	Att.	Made	Att.	Made	Att.	Made	Att.	
9/7	at KC	1	1	0	0	0	1	0	1	0	2	0	0	0	2	0	1	0	1	0	3	1	12	8.3
9/14	DAL	1	1	2	2	1	1	1	1	1	2	0	1	1	2	0	2	1	1	1	3	9	16	56.3
9/21	at CIN	2	2	0	0	0	1	0	0	1	2	0	0	0	1	0	0	0	0	0	3	3	9	33.3
9/28	at IND	1	1	0	0	0	0	1	2	0	1	2	2	1	1	2	3	0	0	0	4	7	14	50.0
10/5	CLE	2	2	0	0	0	3	0	2	0	2	0	0	1	1	0	0	0	0	1	2	4	12	33.3
10/12	JAX	2	2	1	1	0	0	2	2	0	0	1	1	1	3	0	1	0	0	1	5	8	15	53.3
10/19	at WAS	1	1	0	1	0	0	0	0	1	3	0	0	0	0	1	1	0	2	0	3	3	11	27.3
10/26	HOU	1	1	0	0	1	2	1	1	0	0	1	1	0	0	1	2	0	1	2	8	7	16	43.8
11/9	at BAL	3	3	0	1	0	0	0	0	0	2	0	0	1	2	0	1	0	2	0	2	4	13	30.8
11/17	PIT	0	0	2	2	1	1	1	1	0	1	0	1	0	1	1	1	1	1	1	4	7	13	53.8
11/23	at PHI	0	0	1	1	1	1	1	1	1	3	3	4	0	1	1	1	1	1	1	6	10	19	52.6
11/30	at HOU	0	0	0	1	0	0	3	3	1	2	1	1	2	2	2	2	0	1	2	5	11	17	64.7
12/7	NYG	2	4	0	1	1	2	3	3	0	0	1	2	0	1	0	1	0	1	1	3	8	18	44.4
12/14	NYJ	1	2	0	1	0	0	0	1	1	1	0	0	0	0	0	1	0	3	0	4	2	13	15.4
12/18	at JAX	1	1	0	0	0	0	1	2	0	0	0	0	1	2	0	2	1	2	1	4	5	13	38.5
12/28	IND	1	3	0	2	0	0	0	1	0	2	1	1	1	1	1	2	0	0	1	4	5	16	31.3
TOTALS		19	24	6	13	5	12	14	21	6	23	10	14	9	20	9	21	4	16	12	63	94	227	41.4

	Made	Att.	Pct.
Opponents third down and 1 - 4:	44	70	62.9
Opponents third down and 5 - 9:	38	94	40.4
Opponents third down and 10+ :	12	63	19.0



# INSIDE THE 20 EFFICIENCY

		Total											Total	Scoring	TD
Game	Results	Succ. / Att.	TD	FG	FGA	Int	Fum	Dwn	Gm	Hlf	Punt	Points	Eff.	Eff.	
9/7 at KC															
Titans:	7 3 7 3	4 / 4	2	2	2	0	0	0	0	0	0	20	100.0%	50.0%	
Opponents:	3 7	2 / 2	1	1	1	0	0	0	0	0	0	10	100.0%	50.0%	
9/14 DAL															
Titans:	Dwn	0 / 1	0	0	0	0	0	1	0	0	0	0	0.0%	0.0%	
Opponents:	3 7 7	3 / 3	2	1	1	0	0	0	0	0	0	17	100.0%	66.7%	
9/21 at CIN															
Titans:	M 7	1 / 2	1	0	1	0	0	0	0	0	0	7	50.0%	50.0%	
Opponents:	3 7 7 7 7	5 / 5	4	1	1	0	0	0	0	0	0	31	100.0%	80.0%	
9/28 at IND															
Titans:	3 7 7	3 / 3	2	1	1	0	0	0	0	0	0	17	100.0%	66.7%	
Opponents:	7 7 3 3 7 7	6 / 6	4	2	2	0	0	0	0	0	0	34	100.0%	66.7%	
10/5 CLE															
Titans:	7 7 7	3 / 3	3	0	0	0	0	0	0	0	0	21	100.0%	100.0%	
Opponents:	7 Dwn 7 7	3 / 4	3	0	0	0	0	1	0	0	0	21	75.0%	75.0%	
10/12 JAX															
Titans:	3 7 3	3 / 3	1	2	2	0	0	0	0	0	0	13	100.0%	33.3%	
Opponents:	7 7	2 / 2	2	0	0	0	0	0	0	0	0	14	100.0%	100.0%	
10/19 at WAS															
Titans:	3 7	2 / 2	1	1	1	0	0	0	0	0	0	10	100.0%	50.0%	
Opponents:	3 3 3 3	4 / 4	0	4	4	0	0	0	0	0	0	12	100.0%	0.0%	
10/26 HOU															
Titans:	3 7 Dwn 7	3 / 4	2	1	1	0	0	1	0	0	0	17	75.0%	50.0%	
Opponents:	3 3 7 7	4 / 4	2	2	2	0	0	0	0	0	0	20	100.0%	50.0%	
11/9 at BAL															
Titans:	Fum 7	1 / 2	1	0	0	0	1	0	0	0	0	7	50.0%	50.0%	
Opponents:	7 7 Gm	2 / 3	2	0	0	0	0	0	1	0	0	14	66.7%	66.7%	
11/17 PIT															
Titans:	7 3 7	3 / 3	2	1	1	0	0	0	0	0	0	17	100.0%	66.7%	
Opponents:	3 Int 7 7	3 / 4	2	1	1	1	0	0	0	0	0	17	75.0%	50.0%	
11/23 at PHI															
Titans:	7 3 Dwn 7	3 / 4	2	1	1	0	0	1	0	0	0	17	75.0%	50.0%	
Opponents:	7 3 3 7 7 3 3	7 / 7	3	4	4	0	0	0	0	0	0	33	100.0%	42.9%	
11/30 at HOU															
Titans:	Int	0 / 1	0	0	0	1	0	0	0	0	0	0	0.0%	0.0%	
Opponents:	7 7 3 7 7	5 / 5	4	1	1	0	0	0	0	0	0	31	100.0%	80.0%	
12/7 NYG															
Titans:	Dwn	0 / 1	0	0	0	0	0	1	0	0	0	0	0.0%	0.0%	
Opponents:	3 7 3 3 3	5 / 5	1	4	4	0	0	0	0	0	0	19	100.0%	20.0%	
12/14 NYJ															
Titans:	3 3	2 / 2	0	2	2	0	0	0	0	0	0	6	100.0%	0.0%	
Opponents:	7 6	2 / 2	2	0	0	0	0	0	0	0	0	13	100.0%	100.0%	
12/18 at JAX															
Titans:	7 3	2 / 2	1	1	1	0	0	0	0	0	0	10	100.0%	50.0%	
Opponents:	7 7	2 / 2	2	0	0	0	0	0	0	0	0	14	100.0%	100.0%	
12/28 IND															
Titans:	7 3	2 / 2	1	1	1	0	0	0	0	0	0	10	100.0%	50.0%	
Opponents:	7 7 3 3 7	5 / 5	3	2	2	0	0	0	0	0	0	27	100.0%	60.0%	
TOTALS															
Titans:		32 / 39	19	13	14	1	1	4	0	0	0	172	82.1%	48.7%	
Opponents:		60 / 63	37	23	23	1	0	1	1	0	0	327	95.2%	58.7%	

# GOAL-TO-GO SITUATIONS

Game	Results	Total										Total Points	Scoring Eff.	TD Eff.
		Succ. / Att.	TD	FG	FGA	Int	Fum	Dwn	Gm	Hlf	Punt			
9/7 at KC														
Titans: 7		1 / 1	1	0	0	0	0	0	0	0	0	7	100.0%	100.0%
Opponents: 7		1 / 1	1	0	0	0	0	0	0	0	0	7	100.0%	100.0%
9/14 DAL														
Titans: Dwn		0 / 1	0	0	0	0	0	1	0	0	0	0	0.0%	0.0%
Opponents: 7		1 / 1	1	0	0	0	0	0	0	0	0	7	100.0%	100.0%
9/21 at CIN														
Titans: 7		1 / 1	1	0	0	0	0	0	0	0	0	7	100.0%	100.0%
Opponents: 7 7 7		3 / 3	3	0	0	0	0	0	0	0	0	21	100.0%	100.0%
9/28 at IND														
Titans: 7 7		2 / 2	2	0	0	0	0	0	0	0	0	14	100.0%	100.0%
Opponents: 7 7 7		3 / 3	3	0	0	0	0	0	0	0	0	21	100.0%	100.0%
10/5 CLE														
Titans:		0 / 0	0	0	0	0	0	0	0	0	0	0	-	-
Opponents: 7		1 / 1	1	0	0	0	0	0	0	0	0	7	100.0%	100.0%
10/12 JAX														
Titans: 3 7		2 / 2	1	1	1	0	0	0	0	0	0	10	100.0%	50.0%
Opponents: 7		1 / 1	1	0	0	0	0	0	0	0	0	7	100.0%	100.0%
10/19 at WAS														
Titans:		0 / 0	0	0	0	0	0	0	0	0	0	0	-	-
Opponents: 3		1 / 1	0	1	1	0	0	0	0	0	0	3	100.0%	0.0%
10/26 HOU														
Titans:		0 / 0	0	0	0	0	0	0	0	0	0	0	-	-
Opponents: 3 7 7		3 / 3	2	1	1	0	0	0	0	0	0	17	100.0%	66.7%
11/9 at BAL														
Titans: Fum 7		1 / 2	1	0	0	0	1	0	0	0	0	7	50.0%	50.0%
Opponents: Gm		0 / 1	0	0	0	0	0	0	1	0	0	0	0.0%	0.0%
11/17 PIT														
Titans: 7 3 7		3 / 3	2	1	1	0	0	0	0	0	0	17	100.0%	66.7%
Opponents: 3 7		2 / 2	1	1	1	0	0	0	0	0	0	10	100.0%	50.0%
11/23 at PHI														
Titans: 7 3 7		3 / 3	2	1	1	0	0	0	0	0	0	17	100.0%	66.7%
Opponents: 7 3 7 3		4 / 4	2	2	2	0	0	0	0	0	0	20	100.0%	50.0%
11/30 at HOU														
Titans:		0 / 0	0	0	0	0	0	0	0	0	0	0	-	-
Opponents: 7 7 7 7		4 / 4	4	0	0	0	0	0	0	0	0	28	100.0%	100.0%
12/7 NYG														
Titans:		0 / 0	0	0	0	0	0	0	0	0	0	0	-	-
Opponents: 3 3		2 / 2	0	2	2	0	0	0	0	0	0	6	100.0%	0.0%
12/14 NYJ														
Titans: 3		1 / 1	0	1	1	0	0	0	0	0	0	3	100.0%	0.0%
Opponents: 6		1 / 1	1	0	0	0	0	0	0	0	0	6	100.0%	100.0%
12/18 at JAX														
Titans: 7 3		2 / 2	1	1	1	0	0	0	0	0	0	10	100.0%	50.0%
Opponents: 7		1 / 1	1	0	0	0	0	0	0	0	0	7	100.0%	100.0%
12/28 IND														
Titans: 7 3		2 / 2	1	1	1	0	0	0	0	0	0	10	100.0%	50.0%
Opponents: 7 7 3 3		4 / 4	2	2	2	0	0	0	0	0	0	20	100.0%	50.0%
TOTALS														
Titans:		18 / 20	12	6	6	0	1	1	0	0	0	102	90.0%	60.0%
Opponents:		32 / 33	23	9	9	0	0	0	1	0	0	187	97.0%	69.7%

# TAKEAWAYS & GIVEAWAYS

## TITANS TAKEAWAYS

Game	Qtr	Scrim.	Player	Turnover	Caused by	Takeaway	at	Ret. Yds.	Results	Pts.
9/7 at KC	2	KC 2	A. Smith	Interception		J. McCourty	KC 42	0	Field Goal	3
9/7 at KC	3	KC 14	A. Smith	Interception		J. McCourty	TEN 43	0	Field Goal	3
9/7 at KC	4	TEN 49	A. Smith	Interception	J. McCourty	M. Griffin	TEN 30	12	Game	0
9/14 vs. DAL	1	DAL 43	D. Murray	Fumble		R. Pitoitua	TEN 46	0	Punt	0
9/21 at CIN	2	CIN 20	A. Dalton	Interception		G. Wilson	CIN 22	0	Interception	0
9/28 at IND	2	IND 22	A. Luck	Interception		W. Woodyard	IND 32	7	Touchdown	7
10/5 vs. CLE	4	CLE 33	B. Hoyer	Interception		M. Griffin	TEN 22	0	Downs	0
10/12 vs. JAX	3	TEN 29	B. Bortles	Interception		B. Wreh-Wilson	TEN 16	34	Field Goal	3
10/12 vs. JAX	4	TEN 26	C. Shorts III	Fumble	J. McCourty	A. Williamson	TEN 8	41	Punt	0
10/19 at WAS	1	WAS 25	K. Cousins	Fumble	D. Morgan	A. Williamson	WAS 17	2	Field Goal	3
10/19 at WAS	2	WAS 42	K. Cousins	Interception		W. Woodyard	WAS 37	13	Touchdown	7
11/17 vs. PIT	2	TEN 17	B. Roethlisberger	Interception		J. McCourty	TEN -2	0	Touchdown	7
11/23 at PHI	1	PHI 8	M. Sanchez	Interception		B. Ghee	PHI 30	0	Touchdown	7
11/23 at PHI	3	TEN 43	M. Sanchez	Interception		D. Stafford	TEN 26	33	Fumble	0
11/30 at HOU	3	TEN 37	A. Johnson	Fumble	J. McCourty	J. McCourty	TEN 38	62	Touchdown	7
12/7 vs. NYG	3	NYG 19	E. Manning	Interception		M. Huff	NYG 23	23	Touchdown	7

### Takeaway Season Totals:

Takeaways resulted in ...											
No.	TD	FG	FG Att.	Punt	Downs	Int.	Fum.	Saf.	Game	Half	Pts.
16	6	4	4	2	1	1	1	0	1	0	54

## TITANS GIVEAWAYS

Game	Qtr	Scrim.	Player	Turnover	Caused by	Takeaway	at	Ret. Yds.	Results	Pts.
9/14 vs. DAL	2	TEN 27	J. Locker	Interception		B. Church	TEN 44	4	Touchdown	7
9/14 vs. DAL	4	DAL 39	J. Locker	Interception	H. Melton	R. McClain	DAL 32	0	Field Goal	3
9/21 at CIN	2	TEN 7	J. Locker	Interception	G. Iloka	R. Geathers	TEN 19	2	Touchdown	7
9/21 at CIN	2	CIN 23	J. Locker	Interception		R. Nelson	CIN -1	0	Half	0
9/28 at IND	1	TEN 28	K. Wright	Fumble		R. Jean Francois	TEN 38	0	Touchdown	7
9/28 at IND	2	TEN 49	C. Whitehurst	Interception		M. Adams	IND 19	8	Field Goal	3
9/28 at IND	4	TEN 15	Z. Mettenberger	Interception		M. Adams	TEN 40	6	Game	0
10/19 at WAS	2	TEN 31	C. Whitehurst	Interception		B. Breeland	WAS 42	0	Interception	0
10/19 at WAS	3	50	D. McCluster	Fumble		N. Paul	TEN 24	0	Field Goal	3
10/26 vs. HOU	2	HOU 40	Z. Mettenberger	Interception		D. Swearinger	HOU 27	25	Field Goal	3
10/26 vs. HOU	3	TEN 25	Z. Mettenberger	Fumble	J. Watt	T. Jamison	TEN 20	0	Touchdown	7
11/9 at BAL	1	BAL 1	S. Greene	Fumble	H. Ngata	L. Guy	BAL -1	6	Punt	0
11/9 at BAL	4	TEN 40	Z. Mettenberger	Interception		D. Gorrer	BAL 46	15	Game	0
11/17 vs. PIT	1	TEN 20	Z. Mettenberger	Interception		W. Gay	TEN 28	28	Touchdown	7
11/23 at PHI	3	TEN 23	B. Schwenke	Fumble	M. Kendricks	N. Allen	TEN 36	3	Touchdown	7
11/23 at PHI	3	PHI 41	B. Sankey	Fumble	B. Logan	B. Fletcher	PHI 47	0	Field Goal	3
11/23 at PHI	4	TEN 37	Z. Mettenberger	Interception		B. Boykin	TEN 41	0	Punt	0
11/30 at HOU	1	TEN 23	Z. Mettenberger	Interception		J. Joseph	TEN 45	25	Touchdown	7
11/30 at HOU	3	TEN 45	J. Locker	Interception		J. Rolle	TEN 45	8	Fumble	0
11/30 at HOU	4	TEN 48	J. Locker	Fumble	J. Watt	J. Watt	TEN 38	14	Touchdown	7
11/30 at HOU	4	HOU 16	J. Locker	Interception		A. Bouye	HOU 3	67	Missed FG	0
12/7 vs. NYG	1	TEN 31	Z. Mettenberger	Fumble	D. Kennard	M. Kuhn	TEN 26	26	Touchdown	7
12/7 vs. NYG	4	TEN 27	Z. Mettenberger	Interception		D. Rodgers-Cromartie	TEN 36	16	Field Goal	3
12/7 vs. NYG	4	NYG 45	J. Locker	Interception		Q. Demps	NYG 19	10	Punt	0
12/14 vs. NYJ	2	NYJ 20	L. Washington	Fumble		T. Graham	TEN 40	0	Missed FG	0
12/28 vs. IND	4	TEN 18	B. Sankey	Fumble	V. Davis	V. Davis	TEN 29	-9	Downs	0

### Giveaway Season Totals:

Giveaways resulted in ...											
No.	TD	FG	FG Att.	Punt	Downs	Int.	Fum.	Saf.	Game	Half	Pts.
26	9	6	8	3	1	1	1	0	2	1	81



## FIRST DOWNS EARNED

Total first downs earned (parentheses indicates number earned on third or fourth down)

NAME	RUSHING	PASSING	RECEIVING	PENALTY	TOTAL
Charlie Whitehurst	6 (3)	56 (20)			62 (23)
Zach Mettenberger	1 (1)	56 (14)			57 (15)
Jake Locker	10 (5)	47 (13)			57 (18)
Kendall Wright	2		33 (10)		35 (10)
Delanie Walker			35 (11)		35 (11)
Bishop Sankey	26		5		31 ()
Nate Washington			26 (8)		26 (8)
PENALTY				24 (11)	24 (11)
Justin Hunter			20 (5)		20 (5)
Shonn Greene	18 (5)		1		19 (5)
Dexter McCluster	7		9 (2)		16 (2)
Derek Hagan			10 (2)		10 (2)
Leon Washington	1 (1)		8 (5)		9 (6)
Jackie Battle	4 (3)		2		6 (3)
Chase Coffman			4 (2)		4 (2)
Taylor Thompson			2		2 ()
Kris Durham			2 (1)		2 (1)
Karl Klug			1 (1)		1 (1)
Craig Stevens			1		1 ()
<b>TITANS TOTALS</b>	<b>75 (18)</b>	<b>159 (47)</b>	<b>159 (47)</b>	<b>24 (11)</b>	<b>417 (123)</b>

**Note: One first down awarded to both passer and receiver on passes resulting in first down.**

# KICKOFF ANALYSIS

## TITANS

SUCCOP	No.	No. In EZ	TB	Opp. Ret.	Ret. Yds.	Ret. Avg.	FC	Squib	Out of Bounds	Onside Rec. / Att.
9/7 at KC	7	6	4	3	57	19.0	0	1	0	0 / 0
9/14 DAL	3	3	3	0	0	-	0	0	0	0 / 0
9/21 at CIN	3	1	1	1	18	18.0	0	0	0	0 / 1
9/28 at IND	4	4	2	2	61	30.5	0	0	0	0 / 0
10/5 CLE	6	3	2	4	79	19.8	0	0	0	0 / 0
10/12 JAX	5	5	4	1	25	25.0	0	0	0	0 / 0
10/19 at WAS	5	2	2	2	46	23.0	0	1	0	0 / 0
10/26 HOU	4	3	3	0	0	-	0	0	0	0 / 1
11/9 at BAL	2	2	1	1	27	27.0	0	0	0	0 / 0
11/17 PIT	5	3	0	5	123	24.6	0	0	0	0 / 0
11/23 at PHI	5	2	1	3	156	52.0	0	0	0	0 / 1
11/30 at HOU	4	3	3	1	7	7.0	0	0	0	0 / 0
12/7 NYG	2	2	1	1	20	20.0	0	0	0	0 / 0
12/14 NYJ	4	4	1	3	77	25.7	0	0	0	0 / 0
12/18 at JAX	4	4	3	1	29	29.0	0	0	0	0 / 0
12/28 IND	3	3	0	3	130	43.3	0	0	0	0 / 0
<b>SUCCOP TOTALS</b>	<b>66</b>	<b>50</b>	<b>31</b>	<b>31</b>	<b>855</b>	<b>27.6</b>	<b>0</b>	<b>2</b>	<b>0</b>	<b>0 / 3</b>

## OPPONENTS

	No.	No. In EZ	TB	Titans Ret.	Ret. Yds.	Ret. Avg.	FC	Squib	Out of Bounds	Onside Rec. / Att.
9/7 at KC	3	3	2	1	22	22.0	0	0	0	0 / 0
9/14 DAL	7	3	2	5	68	13.6	0	0	0	0 / 0
9/21 at CIN	6	6	4	2	56	28.0	0	0	0	0 / 0
9/28 at IND	8	7	7	0	0	-	0	0	0	1 / 1
10/5 CLE	6	6	4	2	31	15.5	0	0	0	0 / 0
10/12 JAX	3	2	1	1	50	50.0	0	0	0	1 / 1
10/19 at WAS	4	3	2	3	62	20.7	0	0	0	0 / 0
10/26 HOU	7	7	4	3	77	25.7	0	0	0	0 / 0
11/9 at BAL	4	4	2	2	43	21.5	0	0	0	0 / 0
11/17 PIT	6	2	1	5	124	24.8	0	1	0	0 / 0
11/23 at PHI	10	9	3	7	186	26.6	0	0	0	0 / 0
11/30 at HOU	8	8	6	2	71	35.5	0	0	0	0 / 0
12/7 NYG	9	6	5	4	63	15.8	0	1	0	0 / 0
12/14 NYJ	5	3	0	5	116	23.2	0	0	0	0 / 0
12/18 at JAX	4	3	3	1	12	12.0	0	0	0	0 / 0
12/28 IND	6	3	1	5	140	28.0	0	0	0	0 / 0
<b>TOTALS</b>	<b>96</b>	<b>75</b>	<b>47</b>	<b>48</b>	<b>1121</b>	<b>23.4</b>	<b>0</b>	<b>2</b>	<b>0</b>	<b>2 / 2</b>

# INSTANT REPLAY ANALYSIS

## CHALLENGES BY TITANS

Game	Qtr	Time	Dwn	Dist	Play	Review Result	Explanation
9/7 at KC					(none)		
9/14 vs. DAL					(none)		
9/21 at CIN					(none)		
9/28 at IND					(none)		
10/5 vs. CLE	4	3:09	4	1	C. Whitehurst rush for no gain on QB sneak	Upheld	C. Whitehurst rush for no gain to TEN 42
10/12 vs. JAX					(none)		
10/19 at WAS	1	12:54	2	13	A. Morris 8-yard run	Upheld	A. Morris was touched down before fumble
10/26 vs. HOU	2	12:46	1	10	A. Johnson 9-yard catch along sideline	Upheld	A. Johnson got both feet down for reception
11/9 at BAL					(none)		
11/17 vs. PIT	4	6:16	2	4	Incomplete pass to L. Bell	Upheld	No fumble; L. Bell never secured catch
11/23 at PHI					(none)		
11/30 at HOU					(none)		
12/7 vs. NYG	4	10:13	3	19	D. Hagan 18-yard catch short of first down	Upheld	D. Hagan didn't reach first down
12/14 vs. NYJ	2	12:13	2	11	G. Smith fumble at NYJ -2 recovered by N. Mangold at NYJ 6	Reversed	G. Smith incomplete pass; ruled intentional grounding/safety
12/18 at JAX					(none)		
12/28 vs. IND	2	14:20	4	4	S. Brown downs P. McAfee punt at TEN 1	Upheld	S. Brown's foot did not touch the goalline

Total challenges by Titans: 7

Calls reversed: 1

## CHALLENGES BY OPPONENTS

Game	Qtr	Time	Dwn	Dist	Play	Review Result	Explanation
9/7 at KC					(none)		
9/14 vs. DAL	4	14:26	1	10	J. Locker incomplete pass to D.Walker	Reversed	J. Locker pass intercepted by R. McClain
9/21 at CIN					(none)		
9/28 at IND					(none)		
10/5 vs. CLE	4	3:12	3	6	D. Walker 6-yard reception to TEN 43 for 1st down	Reversed	D. Walker 5-yard reception short of 1st down
10/12 vs. JAX	2	9:54	3	7	C. Whitehurst incomplete pass	Upheld	No fumble, arm was going forward
10/12 vs. JAX	4	11:53	1	10	B. Sankey 4-yard rush to TEN 20	Upheld	B. Sankey was down before ball came loose
10/19 at WAS					(none)		
10/26 vs. HOU					(none)		
11/9 at BAL	2	2:22	3	7	D. Walker 14-yard catch & K. Wright fumble recovery	Reversed	Incomplete pass to D. Walker
11/17 vs. PIT					(none)		
11/23 at PHI	4	8:33	3	15	D. Walker 16-yard catch for first down	Reversed	D. Walker stepped out of bounds for 13 yards
11/30 at HOU					(none)		
12/7 vs. NYG					(none)		
12/14 vs. NYJ					(none)		
12/18 at JAX					(none)		
12/28 vs. IND					(none)		

Total challenges by Opponents: 6

Calls reversed: 4

## CHALLENGES BY REVIEW ASSISTANT

Game	Qtr	Time	Dwn	Dist	Play	Review Result	Explanation
9/7 at KC	3	6:41	1	10	J. McCourty 42-yard interception return	Reversed	J. McCourty down by contact; 0 return yards
9/14 vs. DAL	4	6:34	3	6	J. Locker touchdown pass to N. Washington	Reversed	J. Locker pass incomplete to N. Washington
9/21 at CIN					(none)		
9/28 at IND	1	7:51	2	10	K. Wright fumble recovered by R. Jean Francois	Upheld	K. Wright fumbled before touched down
9/28 at IND	2	:17	2	7	D. Walker 7-yard touchdown catch	Upheld	D. Walker secured touchdown catch
10/5 vs. CLE					(none)		
10/12 vs. JAX	4	1:41	1	10	B. Bortles incomplete pass to C. Shorts III	Reversed	B. Bortles 23-yard pass to C. Shorts III
10/19 at WAS	1	11:01	2	9	L. Paulsen 7-yard catch & fumble recovered by TEN	Reversed	Pass incomplete to L. Paulsen
10/26 vs. HOU					(none)		
11/9 at BAL	1	7:07	2	1	S. Greene fumbled at BAL 1-yard line	Upheld	S. Greene fumbled before ruled down
11/17 vs. PIT	4	15:00	1	5	L. Bell 5-yard touchdown run	Upheld	L. Bell reached the ball across the goalline
11/23 at PHI	1	10:49	2	4	D. Sproles 4-yard touchdown run	Upheld	D. Sproles crossed the goalline
11/23 at PHI	2	:11	2	10	M. Sanchez 18-yard pass to J. Maclin	Upheld	J. Maclin got both feet down inbounds
11/23 at PHI	3	12:46	3	16	B. Schwenke 6-yard catch and fumble	Upheld	B. Schwenke fumbled before down
11/30 at HOU	2	1:20	2	3	Z. Mettenberger incomplete pass	Reversed	Z. Mettenberger sacked for 14-yard loss
11/30 at HOU	3	8:30	3	3	J. Locker pass intercepted by J. Rolle	Upheld	J. Rolle secured the interception
12/7 vs. NYG					(none)		
12/14 vs. NYJ	3	5:57	1	10	E. Decker 81-yard touchdown	Reversed	E. Decker stepped out of bounds for 48 yards
12/18 at JAX					(none)		
12/28 vs. IND					(none)		

Total reviews by Assistant: 14

Calls reversed: 6



TENNESSEE  
**TITANS**

**UPDATED PLAYER  
BIOS**



26



## ANTONIO ANDREWS

RUNNING BACK • 5'10" • 225 lbs • COLLEGE: WESTERN KENTUCKY  
ACQUIRED: FREE AGENT - 2014 • NFL EXP. (NFL/TITANS): ROOKIE  
HOMETOWN: FORT CAMPBELL, KY.  
GAMES PLAYED/GAMES STARTED: 4/0 (PLAYOFFS: 0/0)



**PRO:** The Titans originally signed Antonio Andrews as a rookie free agent following the 2014 NFL Draft. The 5-foot-10-inch, 225-pounder spent the first seven weeks on the team's practice squad before being elevated to the 53-man roster on Oct. 21, 2014. Andrews displays good vision and low center of gravity as a runner and provides depth in the Tennessee backfield.

### TITANS TIDBITS:

- Andrews was a highly touted dual-threat quarterback coming out of Fort Campbell (Ky.) High School.

### CAREER TRANSACTIONS:

- The Enterprise, Ala., native was signed by the Titans as an undrafted free agent on May 12, 2014.
- Waived by the Titans on Aug. 30, 2014 and signed to the team's practice squad a day later.
- Signed by the Titans to the active roster from the practice squad on Oct. 21, 2014.

### SEASON RECAPS:

**2014 (4/0):** Played in four games as a reserve running back and kickoff returner during his rookie campaign. Caught two passes for 11 yards and returned five kickoffs for 110 yards. Was inactive for four games and did not play in another contest. Spent the first seven weeks of the season on the Titans' practice squad. Made his NFL debut at Philadelphia (11/23/14).

- Against Houston (10/26), was inactive.
- At Baltimore (11/9), was inactive.
- Against Pittsburgh (11/17), was inactive.
- At Philadelphia (11/23), made his NFL debut as a kickoff returner and brought back two kickoffs for 47 yards.
- At Houston (11/30), was inactive.
- Against N.Y. Giants (12/7), played as a reserve as the kick returner and returned three kickoffs for 63 yards.
- Against N.Y. Jets (12/14), did not play.
- At Jacksonville (12/18), saw action as a reserve on special teams.
- Against Indianapolis (12/28), played as a reserve at running back and caught two passes for 11 yards.

### COLLEGE:

- During his four-year career at Western Kentucky, appeared in 42 games, starting 25 contests, including starts in his last 24 appearances. Notched 3,674 yards with 29 touchdowns on 618 carries (5.9 avg.). Scored 198 points on 33 total touchdowns and amassed 6,799 all-purpose yards, an average of 161.9 yards per game.

**AS A SENIOR (2013),** started all 12 contests and rushed for 1,730 yards to break his own school record by two yards. Rushed for a career-high 16 touchdowns on 267 carries (6.5 avg.).

- Named Sun Belt Conference Most Valuable Player and Offensive Player of the Year by The NFL Draft Report. Was a finalist for the Paul Hornung Award and Lee Roy Selmon Spirit Award and a semi-finalist for the Doak Walker Award.

**AS A JUNIOR (2012),** posted 1,728 yards on 304 carries, ranking third in the nation for rushing. Added 37 catches for 432 yards, 234 yards on 19 punt returns and 767 yards on 28 kickoff returns.

- Led the nation with 3,161 all-purpose yards, the second-highest total in a season by an NCAA Football Bowl Subdivision player.

**AS A SOPHOMORE (2011),** appeared in eight games as a reserve tailback, seeing most of his action on special teams. Used as a quarterback in the "wildcat" formation, but did not attempt any passes. Amassed 590 all-purpose yards consisting of 42 yards on 15 carries, 16 yards on two catches, 27 yards on four punt returns and 505 yards on 18 kickoff returns (28.0 avg.).

**AS A FRESHMAN (2010),** played in eight contests and gained 174 rushing yards and 37 receiving yards. Spent the bulk of his freshman season on special teams, averaging 21.6 yards as a kickoff returner and 4.8 yards on punt returns.

- Majored in exercise science at Western Kentucky.

### PERSONAL:

- Splits time between Nashville and Fort Campbell, Ky., and has a son, Tayte.
- Attended Fort Campbell (Ky.) High School and was a two-time All-District and All-Class 2A selection.
- Named the state of Kentucky's "Mr. Football" as a dual-threat quarterback during his senior season.
- Was also chosen as the Kentucky Gatorade Player of the Year after he led his team to their second consecutive state title in 2009. Compiled a 29-0 record as a starter during his last two prep seasons (team's only loss in 2008 came with Andrews sidelined).
- The two-time All-State and three-time Academic All-State selection was named MVP in both the 2008 and 2009 state championship games.
- Registered 1,597 yards rushing and threw for 1,667 yards during his final campaign.
- Lettered four times each in football, basketball and baseball, adding two more letters in track.
- Born Antonio Tramaine Andrews on Aug. 17, 1992 in Enterprise, Ala.

## ANTONIO ANDREWS' COLLEGE STATISTICS

REGULAR SEASON				RUSHING					RECEIVING					KICKOFF RETURNS				
Year	Team	GP	GS	No	Yds	Avg	Lg	TD	No	Yds	Avg	Lg	TD	No	Yds	Avg	Lg	TD
2010	Western Ky.	9	1	32	174	5.4	30	2	5	37	7.4	11	0	9	194	21.6	26	0
2011	Western Ky.	8	0	15	42	2.8	8	0	2	16	8.0	11	0	18	505	28.1	75	0
2012	Western Ky.	13	12	304	1,728	5.7	53	11	37	432	11.7	38	3	28	767	27.4	58	0
2013	Western Ky.	12	12	267	1,730	6.5	65	16	41	478	11.7	60	0	15	314	20.9	27	0
<b>College Totals</b>		<b>42</b>	<b>25</b>	<b>618</b>	<b>3,674</b>	<b>5.9</b>	<b>65</b>	<b>29</b>	<b>85</b>	<b>963</b>	<b>11.3</b>	<b>60</b>	<b>3</b>	<b>70</b>	<b>1,780</b>	<b>25.4</b>	<b>75</b>	<b>0</b>

### Single-Game Highs

Rushing Attempts - 37 at Louisiana-Lafayette (11/17/12)  
Rushing Yards - 238 at Louisiana-Lafayette (11/17/12)  
Rushing Touchdowns - 5 vs. Morgan State (9/21/13)  
Receptions - 7 vs. Troy (10/26/13)  
Receiving Yards - 125 vs. Troy (10/26/13)  
Receiving Touchdowns - 1 (Three times, last vs. Florida Atlantic 11/10/12)

### Additional Career Statistics

Tackles - 2 (2011), 2 (2012)

## ANTONIO ANDREWS' GAME-BY-GAME

2014 Tennessee Titans				RUSHING					RECEIVING									
Date	Opp	W/L	P/S	Att	Yds	Avg	Lg	TD	No	Yds	Avg	Lg	TD					
Oct 26	Hou	L	IA											Nov 30	@ Hou	L	IA	
Nov 9	@ Bal	L	IA											Dec 7	NYG	L	p	0 0 - 0 0
Nov 17	Pit	L	IA											Dec 14	NYJ	L	DNP	
Nov 23	@ Phi	L	p	0	0	-	0	0	0	0	-	0	0	Dec 18	@ Jax	L	p	0 0 - 0 0
														Dec 28	Ind	L	p	0 0 - 0 0
														<b>Totals</b>		<b>0-9</b>	<b>4/0</b>	<b>0 0 - 0 0</b>
																<b>2</b>	<b>11</b>	<b>5.5 6 0</b>

## ANTONIO ANDREWS' NFL STATISTICS

REGULAR SEASON				RUSHING					RECEIVING				
Year	Team	GP	GS	No	Yds	Avg	Lg	TD	Att	Yds	Avg	Lg	TD
2014	Tennessee	4	0	0	0	-	0	0	2	11	5.5	6	0
<b>NFL Totals</b>		<b>4</b>	<b>0</b>	<b>0</b>	<b>0</b>	<b>-</b>	<b>0</b>	<b>0</b>	<b>2</b>	<b>11</b>	<b>5.5</b>	<b>6</b>	<b>0</b>

### Single-Game Highs

Receptions - **2 vs. Indianapolis (12/28/14)**  
Receiving Yards - **11 vs. Indianapolis (12/28/14)**  
Long Reception - **6 vs. Indianapolis (12/28/14)**

### Additional Statistics

Kickoff Returns - **2 returns for 47 yards (at Philadelphia, 11/23/14); 3 returns for 63 yards (vs. N.Y. Giants, 12/7/14)**  
Tackles - 1 (2014)

# 44



## JACKIE BATTLE

*RUNNING BACK • 6'2" • 240 lbs • COLLEGE: HOUSTON*

*ACQUIRED: FREE AGENT - 2013 • NFL EXP. (NFL/TITANS): 7/2*

*HOMETOWN: HOUSTON, TEXAS*

*GAMES PLAYED/GAMES STARTED: 96/10 (PLAYOFFS: 1/0)*



**PRO:** The Titans added Jackie Battle to the roster on the first day of 2013 training camp to provide competition at the running back position, and on special teams coverage units. After appearing as a reserve in all 16 games in 2013, the Titans re-signed the veteran prior to the start of free agency during the 2014 offseason. Battle previously played with the Kansas City Chiefs (2007–2011) and San Diego Chargers (2012), totaling 64 games and nine starts before arriving in Tennessee. The Houston product was originally signed by the Dallas Cowboys as an undrafted free agent.

### CAREER HIGHLIGHTS:

- In his first season with the Titans in 2013, Battle saw action in all 16 games and rushed 36 times for 142 yards with a touchdown. He also registered 10 special teams tackles on coverage units.
- In 2012, Battle's only season in San Diego, he appeared in all 16 games with a career-best five starts and rushed for 311 yards on 95 carries with three touchdowns. He also caught a career-high 15 receptions for 108 yards with a score.
- In 2011, Battle set career-highs with 149 rushing attempts and 597 rushing yards for the Chiefs.

### CAREER TRANSACTIONS:

- The Houston, Texas, native was originally signed by the Dallas Cowboys as a rookie free agent on May 14, 2007.
- Released by the Cowboys on Aug. 28, 2007.
- Signed by the Kansas City Chiefs to their practice squad on Nov. 21, 2007 and elevated to the Chiefs' active roster on Dec. 12, 2007.
- Released by the Chiefs on Sept. 9, 2008 and signed to the team's practice squad a day later.
- Signed by the Chiefs to their active roster from the practice squad on Nov. 1, 2008.
- Released by the Chiefs on Nov. 10, 2008 and signed to the team's practice squad two days later.
- Signed by the Chiefs to their active roster from the practice squad on Nov. 19, 2008.
- Re-signed by the Chiefs as an unrestricted free agent on March 5, 2010.
- Re-signed by the Chiefs as an unrestricted free agent on July 29, 2011.
- Signed by the San Diego Chargers as an unrestricted free agent on July 20, 2012.
- Signed by the Titans as a free agent on July 24, 2013.

### SEASON RECAPS:

**2014 (16/1 - Tennessee):** Played in all 16 games with one start at fullback. Carried the ball five times for nine yards with a touchdown and hauled in five receptions for 28 yards. Tied for third on the team with 10 special teams tackles. Returned two kickoffs for 43 yards. Led or tied for the team lead in special teams tackles twice in 2014 (at HOU, vs. IND).

- At Kansas City (9/7), played as a reserve at fullback and on special teams. Helped open holes for Titans' rushers to gain 162 yards on the ground. Collected a special teams tackle on coverage units.
- Against Dallas (9/14), saw action as a reserve at fullback and on special teams.
- At Cincinnati (9/21), played as a reserve at fullback and picked up five yards on a fourth-and-one rush early in the fourth quarter.
- At Indianapolis (9/28), saw action as a reserve at fullback and on special teams. Collected a solo special teams tackle on coverage units.
- Against Cleveland (10/5), played as a reserve at fullback and on special teams.
- Against Jacksonville (10/12), saw action as a reserve at fullback and

notched a one-yard touchdown run.

- At Washington (10/19), played as a reserve at fullback and carried the ball twice for three yards. Snared two receptions for 13 yards out of the backfield.
- Against Houston (10/26), played as a reserve at fullback and on special teams.
- At Baltimore (11/9), started at fullback and caught one pass for 11 yards.
- Against Pittsburgh (11/17), saw action as a reserve at fullback and on special teams. Caught two passes for four yards. Returned a kickoff for 22 yards in the first quarter.
- At Philadelphia (11/23), played a limited role as a reserve fullback and on special teams. Notched two special teams tackles on coverage units.
- At Houston (11/30), played as a reserve at fullback and on special teams. Led the team with two special teams tackles.
- Against N.Y. Giants (12/7), played as a reserve at fullback and on special teams. Collected a special teams tackle on coverage units.
- Against N.Y. Jets (12/14), saw action as a reserve on special teams and at fullback. Collected a special teams stop on coverage units.
- At Jacksonville (12/18), played as a reserve at fullback and on special teams.
- Against Indianapolis (12/28), tied for the team lead with two special teams tackles. Carried the ball once for no yards.

**2013 (16/0 - Tennessee):** Played as a reserve in all 16 games in his first season with the Titans and rushed 36 times for 142 yards with a touchdown. Caught four passes for 36 yards. Registered 10 special teams tackles on coverage units. Led the team in rushing once in 2013 (vs. NYJ). Tied for the team lead in special teams tackles twice in 2013 (vs. KC, vs. HOU).

- At Pittsburgh (9/8), saw action as a reserve at running back and carried the ball eight times for 21 yards and a touchdown. Picked up four rushing first downs, including one on third down and one on fourth down. Collected a special teams tackle on coverage units. Extended the Titans' touchdown drive with a one-yard plunge on fourth-and-one in the second quarter. Gave the Titans a 7-2 lead with a three-yard touchdown run with 44 seconds remaining in the second quarter. Kept the Titans' first scoring drive of the fourth quarter alive with a two-yard run on third-and-one in the final stanza.
- At Houston (9/15), played as a reserve at running back and ran for 13 yards on six carries.
- Against San Diego (9/22), saw action as a reserve running back and carried the ball four times for 12 yards.
- Against N.Y. Jets (9/29), played as a reserve at running back and led the team with 42 rushing yards on 11 carries. Sealed the game with a 20-yard run on third-and-nine late in the fourth quarter. Collected a special teams tackle on coverage units.
- Against Kansas City (10/6), played as a reserve at running back and carried the ball six times for 38 yards. Hauled in one reception for 24 yards late in the fourth quarter. Tied for the team lead with two special teams tackles. Rumbled for 37 yards on a rush off left tackle in the second quarter.
- At Seattle (10/13), saw action as a reserve on special teams and limited work at running back before leaving the game in the second quarter with an injury.
- Against San Francisco (10/20), played in a reserve role at running back and caught a screen pass for six yards.
- Against Arizona (12/15), played as a reserve on special teams. Supplied a big hit on Larry Fitzgerald allowing Daimion Stafford to recover the onside kick late in the fourth quarter. Compiled a special teams tackle on coverage units.

- Against Houston (12/29), played as a reserve at running back and carried the ball once for 16 yards while hauling in one pass for two yards. Tied for the team lead with a special teams stop.

**2012 (16/5 - San Diego):** Saw action in all 16 games and rushed the ball 95 times for 311 yards and a career-high three rushing touchdowns. Hauled in a career-high 15 passes for 108 yards with a touchdown.

- Against Tennessee (9/16), notched 14 carries for 69 yards with a career-high two rushing touchdowns.
- Against Atlanta (9/23), carried the ball three times for 55 yards, including a career-long 52-yard rush.
- At Kansas City (9/30), rushed 15 times for 39 yards with a score. Hauled in a career-high four receptions for 42 yards with a touchdown.

**2011 (15/4 - Kansas City):** Played in 15 games with four starts and carried the ball a career-best 149 times for a career-high 597 yards with two touchdowns. Caught nine passes for 68 yards. Posted five special teams tackles on coverage units.

- At Indianapolis (10/9), carried a career-high 19 times for a career-best 119 yards.
- Against San Diego (10/31), rushed 19 times for 70 yards with a touchdown.
- Against Green Bay (12/18), registered 10 carries for 37 yards including a touchdown.

**2010 (16/0, 1/0 - Kansas City):** Saw action in 16 games on special teams and nine contests on offense. Tallied 20 rushes for 50 yards (2.5 avg.) with a touchdown and one catch for nine yards. Collected 10 special teams tackles.

- Against Jacksonville (10/24), rushed three times for 12 yards with a touchdown.
- At St. Louis (12/19), rushed twice for nine yards, including a key fourth-and-one conversion from the Chiefs 48-yard line.
- Against Baltimore (1/9), played as a reserve RB and on special teams in an AFC Wild Card Game.

**2009 (5/0 - Kansas City):** Played in five games on offense and special teams. Had seven carries for 21 yards and two catches for a three-yard loss. Added six special teams tackles. Placed on injured reserve with a shoulder injury on Oct. 15.

- At Baltimore (9/13), registered a team-high three special teams tackles.
- Against Oakland (9/20), recorded five carries for 19 yards.
- At Philadelphia (9/27), posted a team-high three special teams tackles.

**2008 (9/0 - Kansas City):** Saw action in nine games on special teams and

in one contest on offense, registering one catch for a two-yard loss and four special teams tackles.

**2007 (3/0 - Kansas City):** Appeared in three games as a rookie and totaled 14 carries for 47 yards (3.4 avg.) with a touchdown and one reception for four yards. Was added to the practice squad on Nov. 21 and promoted to the 53-man roster on Dec. 12.

- Against Tennessee (12/16), made his NFL debut on special teams.
- At Detroit (12/23), produced a three-yard touchdown run on his first NFL carry.
- At N.Y. Jets (12/30), rushed 13 times for 44 yards.

#### COLLEGE:

- Played in 41 games with 12 starts at the University of Houston. Posted 441 carries for 2,120 yards (4.8 avg.) with a school-record 31 rushing touchdowns and six receptions for 45 yards.
- As a senior (2006), played in 13 games with seven starts) and compiled 184 carries for 943 yards with 15 touchdowns and two catches for 13 yards. His 15 rushing touchdowns were the highest single-season total in school history.
- As a junior (2005), saw action in 12 games with three starts, totaling 106 carries for 408 yards with five touchdowns.
- As a sophomore (2004), appeared in five games with one start and carried the ball 49 times for 209 yards with two touchdowns.
- As a redshirt freshman (2003), played in 11 games and rushed 102 times for 560 yards with a team-leading nine touchdowns and caught three passes for 27 yards.
- Redshirted as a true freshman in 2002.
- Majored in Sports Administration at Houston.

#### PERSONAL:

- Married to Christine and the couple splits time between Nashville and Houston, Texas.
- Attended Humble (Texas) High School and tallied 1,524 rushing yards and 20 total touchdowns.
- While at Humble he was twice selected first team All-District and was ranked by Rivals.com as the 38th best high school running back in America.
- Born Ewart Haron Battle III on Oct. 1, 1983 in Humble, Texas.



# JACKIE BATTLE'S GAME-BY-GAME

## 2007 Kansas City Chiefs

RUSHING										RECEIVING				
Date	Opp	W/L	P/S	Att	Yds	Avg	Lg	TD		No	Yds	Avg	Lg	TD
Dec 16	Ten	L	p	0	0	-	-	0		0	0	-	-	0
Dec 23	@ Det	L	p	1	3	3.0	3t	1		0	0	-	-	0
Dec 30	@ NYJ	L	p	13	44	3.4	6	0		1	4	4.0	4	0
<b>Totals</b>		<b>0-3</b>	<b>3/0</b>	<b>14</b>	<b>47</b>	<b>3.4</b>	<b>6</b>	<b>1</b>		<b>1</b>	<b>4</b>	<b>4.0</b>	<b>4</b>	<b>0</b>

## 2008 Kansas City Chiefs

RUSHING										RECEIVING				
Date	Opp	W/L	P/S	Att	Yds	Avg	Lg	TD		No	Yds	Avg	Lg	TD
Sept 7	@ NE	L	p	0	0	-	-	0		0	0	-	-	0
Nov 2	TB	L	p	0	0	-	-	0		0	0	-	-	0
Nov 9	@ SD	L	p	0	0	-	-	0		0	0	-	-	0
Nov 23	Buf	L	p	0	0	-	-	0		0	0	-	-	0
Nov 30	@ Oak	W	p	0	0	-	-	0		0	0	-	-	0
Dec 7	@ Den	L	p	0	0	-	-	0		1	-2	-2.0	-2	0
Dec 14	SD	L	p	0	0	-	-	0		0	0	-	-	0
Dec 21	Mia	L	p	0	0	-	-	0		0	0	-	-	0
Dec 28	@ Cin	L	p	0	0	-	-	0		0	0	-	-	0
<b>Totals</b>		<b>1-8</b>	<b>9/0</b>	<b>0</b>	<b>0</b>	<b>-</b>	<b>-</b>	<b>0</b>		<b>1</b>	<b>-2</b>	<b>-2.0</b>	<b>-2</b>	<b>0</b>

## 2009 Kansas City Chiefs

RUSHING										RECEIVING				
Date	Opp	W/L	P/S	Att	Yds	Avg	Lg	TD		No	Yds	Avg	Lg	TD
Sept 13	@ Bal	L	p	1	-1	-1.0	-1	0		0	0	-	-	0
Sept 20	Oak	L	p	5	19	3.8	12	0		1	-6	-6.0	-6	0
Sept 27	@ Phi	L	p	0	0	-	-	0		0	0	-	-	0
Oct 4	NYG	L	p	1	3	3.0	3	0		0	0	-	-	0
Oct 11	Dal	L	p	0	0	-	-	0		1	3	3.0	3	0
<b>Totals</b>		<b>0-5</b>	<b>5/0</b>	<b>7</b>	<b>21</b>	<b>3.0</b>	<b>12</b>	<b>0</b>		<b>2</b>	<b>-3</b>	<b>-1.5</b>	<b>3</b>	<b>0</b>

## 2010 Kansas City Chiefs

RUSHING										RECEIVING				
Date	Opp	W/L	P/S	Att	Yds	Avg	Lg	TD		No	Yds	Avg	Lg	TD
Sept 13	SD	W	p	0	0	-	-	0		0	0	-	-	0
Sept 19	@ Cle	W	p	0	0	-	-	0		0	0	-	-	0
Sept 26	SF	W	p	4	9	2.3	4	0		0	0	-	-	0
Oct 10	@ Ind	L	p	0	0	-	-	0		0	0	-	-	0
Oct 17	@ Hou	L	p	0	0	-	-	0		0	0	-	-	0
Oct 24	Jax	W	p	3	12	4.0	6	1		0	0	-	-	0
Oct 31	Buf	W	p	1	3	3.0	3	0		0	0	-	-	0
Nov 7	@ Oak	L	p	0	0	-	-	0		0	0	-	-	0
Nov 14	@ Den	L	p	2	4	2.0	4	0		0	0	-	-	0
Nov 21	Ari	W	1	1	0	0.0	0	0		0	0	-	-	0
Nov 28	@ Sea	W	p	0	0	-	-	0		0	0	-	-	0
Dec 5	Den	W	p	0	0	-	-	0		0	0	-	-	0
Dec 12	@ SD	L	p	3	8	2.7	5	0		0	0	-	-	0
Dec 19	@ StL	W	p	2	9	4.5	7	0		0	0	-	-	0
Dec 26	Ten	W	p	0	0	-	-	0		0	0	-	-	0
Jan 2	Oak	L	p	4	5	1.3	3	0		1	9	9.0	9	0
<b>Totals</b>		<b>10-6</b>	<b>16/0</b>	<b>20</b>	<b>50</b>	<b>2.5</b>	<b>7</b>	<b>1</b>		<b>1</b>	<b>9</b>	<b>9.0</b>	<b>9</b>	<b>0</b>
<b>Playoffs</b>														
Jan 9	Bal	L	p	0	0	-	-	0		0	0	-	-	0
<b>Totals</b>		<b>0-1</b>	<b>1/0</b>	<b>0</b>	<b>0</b>	<b>-</b>	<b>-</b>	<b>0</b>		<b>0</b>	<b>0</b>	<b>-</b>	<b>-</b>	<b>0</b>

## 2011 Kansas City Chiefs

RUSHING										RECEIVING				
Date	Opp	W/L	P/S	Att	Yds	Avg	Lg	TD		No	Yds	Avg	Lg	TD
Sept 11	Buf	L	p	2	7	3.5	4	0		1	-1	-1.0	-1	0
Sept 18	@ Det	L	p	2	6	3.0	3	0		0	0	-	-	0
Sept 25	@ SD	L	p	1	2	2.0	2	0		1	3	3.0	3	0
Oct 2	Min	W	p	5	22	4.4	10	0		0	0	-	-	0
Oct 9	@ Ind	W	p	19	119	6.3	24	0		2	21	10.5	12	0
Oct 23	@ Oak	W	p	16	76	4.8	24	0		0	0	-	-	0
Oct 31	SD	W	S	19	70	3.7	18	1		0	0	-	-	0
Nov 6	Mia	L	S	14	40	2.9	8	0		2	9	9.0	9	0
Nov 13	Den	L	S	9	61	6.8	34	0		0	0	-	-	0
Nov 21	@ NE	L	p	8	33	4.1	19	0		1	3	3.0	3	0
Nov 27	Pit	L	S	9	20	2.2	9	0		1	0	-	-	0
Dec 4	@ Chi	W	p	11	15	1.4	5	0		0	0	-	-	0
Dec 11	@ NYJ	L	p	10	33	3.3	11	0		2	26	13.0	24	0
Dec 18	GB	W	p	10	37	3.7	15	1		1	7	7.0	7	0
Dec 24	Oak	L	p	14	56	4.0	9	0		1	0	-	-	0
<b>Totals</b>		<b>6-9</b>	<b>15/4</b>	<b>149</b>	<b>597</b>	<b>4.0</b>	<b>34</b>	<b>2</b>		<b>9</b>	<b>68</b>	<b>7.6</b>	<b>24</b>	<b>0</b>

## 2012 San Diego Chargers

RUSHING										RECEIVING				
Date	Opp	W/L	P/S	Att	Yds	Avg	Lg	TD		No	Yds	Avg	Lg	TD
Sept 10	@ Oak	W	p	0	0	-	-	0		0	0	-	-	0
Sept 16	Ten	W	p	14	69	4.9	16	2		0	0	-	-	0
Sept 23	Atl	L	p	3	55	18.3	52	0		0	0	-	-	0
Sept 30	@ KC	W	S	15	39	2.6	12	1		4	42	10.5	18	1
Oct 7	@ NO	L	S	4	10	2.5	4	0		2	7	3.5	4	0
Oct 15	Den	L	p	2	3	1.5	2	0		0	0	-	-	0
Oct 28	@ Cle	L	p	3	6	2.0	6	0		0	0	-	-	0
Nov 1	KC	W	p	4	20	5.0	11	0		0	0	-	-	0
Nov 11	@ TB	L	p	1	21	21.0	21	0		0	0	-	-	0
Nov 18	@ Den	L	S	4	-3	-0.8	1	0		1	1	1.0	1	0
Nov 25	Bal	L	p	2	2	1.0	2	0		1	10	10.0	10	0
Dec 2	Cin	L	p	0	0	-	-	0		0	0	-	-	0
Dec 9	@ Pit	W	p	2	1	0.5	2	0		0	0	-	-	0
Dec 16	Car	L	p	3	2	0.7	3	0		2	12	6.0	6	0
Dec 23	@ NYJ	W	S	19	49	2.6	9	0		1	5	5.0	5	0
Dec 30	Oak	W	S	19	37	1.9	8	0		4	31	7.8	11	0
<b>Totals</b>		<b>7-9</b>	<b>16/5</b>	<b>95</b>	<b>311</b>	<b>3.3</b>	<b>52</b>	<b>3</b>		<b>15</b>	<b>108</b>	<b>7.2</b>	<b>18</b>	<b>1</b>

## 2013 Tennessee Titans

RUSHING										RECEIVING				
Date	Opp	W/L	P/S	Att	Yds	Avg	Lg	TD		No	Yds	Avg	Lg	TD
Sept 8	@ Pit	W	p	8	21	2.6	8	1		0	0	-	-	0
Sept 15	@ Hou	L	p	6	13	2.2	9	0		0	0	-	-	0
Sept 22	SD	W	p	4	12	3.0	6	0		0	0	-	-	0
Sept 29	NYJ	W	p	11	42	3.8	20	0		0	0	-	-	0
Oct 6	KC	L	p	6	38	6.3	37	0		1	24	24.0	24	0
Oct 13	@ Sea	L	p	0	0	-	-	0		0	0	-	-	0
Oct 20	SF	L	p	0	0	-	-	0		1	6	6.0	6	0
Nov 3	@ StL	W	p	0	0	-	-	0		0	0	-	-	0
Nov 10	Jax	L	p	0	0	-	-	0		0	0	-	-	0
Nov 14	Ind	L	p	0	0	-	-	0		0	0	-	-	0
Nov 24	@ Oak	W	p	0	0	-	-	0		0	0	-	-	0
Dec 1	@ Ind	L	p	0	0	-	-	0		0	0	-	-	0
Dec 8	@ Den	L	p	0	0	-	-	0		0	0	-	-	0
Dec 15	Ari	L	p	0	0	-	-	0		0	0	-	-	0
Dec 22	@ Jax	W	p	0	0	-	-	0		1	4	4.0	4	0
Dec 29	Hou	W	p	1	16	16.0	16	0		1	2	2.0	2	0
<b>Totals</b>		<b>7-9</b>	<b>16/0</b>	<b>36</b>	<b>142</b>	<b>3.9</b>	<b>37</b>	<b>1</b>		<b>4</b>	<b>36</b>	<b>9.0</b>	<b>24</b>	<b>0</b>

## 2014 Tennessee Titans

2014 Tennessee Titans				RUSHING						RECEIVING				
Date	Opp	W/L	P/S	Att	Yds	Avg	Lg	TD	No	Yds	Avg	Lg	TD	
Sept 7	@ KC	W	p	0	0	-	0	0	0	0	-	0	0	
Sept 14	Dal	L	p	0	0	-	0	0	0	0	-	0	0	
Sept 21	@ Cin	L	p	1	5	5.0	5	0	0	0	-	0	0	
Sept 28	@ Ind	L	p	0	0	-	0	0	0	0	-	0	0	
Oct 5	Cle	L	p	0	0	-	0	0	0	0	-	0	0	
Oct 12	Jax	W	p	1	1	1.0	1t	1	0	0	-	0	0	
Oct 19	@ Was	L	p	2	3	1.5	2	0	2	13	6.5	12	0	
Oct 26	Hou	L	p	0	0	-	0	0	0	0	-	0	0	
Nov 9	@ Bal	L	S	0	0	-	0	0	1	11	11.0	11	0	
Nov 17	Pit	L	p	0	0	-	0	0	2	4	2.0	9	0	
Nov 23	@ Phi	L	p	0	0	-	0	0	0	0	-	0	0	
Nov 30	@ Hou	L	p	0	0	-	0	0	0	0	-	0	0	
Dec 7	NYG	L	p	0	0	-	0	0	0	0	-	0	0	
Dec 14	NYJ	L	p	0	0	-	0	0	0	0	-	0	0	
Dec 18	@ Jax	L	p	0	0	-	0	0	0	0	-	0	0	
Dec 28	Ind	L	p	1	0	0.0	0	0	0	0	-	0	0	
Totals		2-14	16/1	5	9	1.8	5	1	5	28	5.6	12	0	

## JACKIE BATTLE'S NFL STATISTICS

### REGULAR SEASON

				RUSHING					RECEIVING				
Year	Team	GP	GS	No	Yds	Avg	Lg	TD	Att	Yds	Avg	Lg	TD
2007	Kansas City	3	0	14	47	3.4	6	1	1	4	4.0	4	0
2008	Kansas City	9	0	0	0	-	-	0	1	-2	-2.0	-2	0
2009	Kansas City	5	0	7	21	3.0	12	0	2	-3	-1.5	3	0
2010	Kansas City	16	0	20	50	2.5	7	1	1	9	9.0	9	0
2011	Kansas City	15	4	149	597	4.0	34	2	9	68	7.6	24	0
2012	San Diego	16	5	95	311	3.3	52	3	15	108	7.2	18	1
2013	Tennessee	16	0	36	142	3.9	37	1	4	36	9.0	24	0
2014	Tennessee	16	1	5	9	1.8	5	1	5	28	5.6	12	0
<b>NFL Totals</b>		<b>96</b>	<b>10</b>	<b>326</b>	<b>1,177</b>	<b>3.6</b>	<b>52</b>	<b>9</b>	<b>38</b>	<b>248</b>	<b>6.5</b>	<b>24</b>	<b>1</b>

### PLAYOFFS

				RUSHING					RECEIVING				
Year	Team	GP	GS	Att	Yds	Avg	Lg	TD	No	Yds	Avg	Lg	TD
2010	Kansas City	1	0	0	0	-	-	0	0	0	-	-	0
<b>Playoff Totals</b>		<b>1</b>	<b>0</b>	<b>0</b>	<b>0</b>	<b>-</b>	<b>-</b>	<b>0</b>	<b>0</b>	<b>0</b>	<b>-</b>	<b>-</b>	<b>0</b>

### Single-Game Highs

Rushing Attempts - 19 (Four times, last vs. Oakland 12/30/12)  
 Rushing Yards - 119 at Indianapolis (10/9/11)  
 Long Rush - 52 vs. Atlanta (9/23/12)  
 Rushing Touchdowns - 2 vs. Tennessee (9/16/12)  
 Receptions - 4 (Twice, last vs. Oakland 12/30/12)  
 Receiving Yards - 42 at Kansas City (9/30/12)  
 Long Reception - 24 (Twice, last vs. Kansas City (10/6/13)  
 Receiving Touchdowns - 1 at Kansas City (9/30/12)

### Additional Statistics

Special Teams Tackles - 4 (2008), 6 (2009), 10 (2010), 5 (2011), 10 (2012), 10 (2013), 10 (2014)  
 Kickoff Return - 1 for 0 yards vs. Oakland (1/2/11); 1 for 26 yards at St. Louis (11/3/13); 1 for 21 yards vs. Dallas (9/14/14)  
 Forced Fumble - 1 at Seattle (11/28/10)

# 87



## BRETT BRACKETT

TIGHT END • 6'5" • 251 lbs • COLLEGE: PENN STATE  
ACQUIRED: FREE AGENT - 2014 • NFL EXP. (NFL/TITANS): 2/1  
HOMETOWN: LAWRENCE, N.J.  
GAMES PLAYED/GAMES STARTED: 7/4 (PLAYOFFS: 0/0)



**PRO:** The Titans signed Brett Brackett to their practice squad on Sept. 9, 2014. Brackett was originally signed by the Miami Dolphins as undrafted rookie free agent in 2011 and spent time on the practice squads of the Dolphins, Jacksonville Jaguars and Philadelphia Eagles. In 2012, the Penn State product re-joined the Jaguars off waivers, but suffered a knee injury in practice and was placed on season-ending injured reserve in early September. Brackett has also spent time with the Arizona Cardinals.

### TITANS TIDBITS:

- Brackett was the first member of his immediate family to earn a college degree.
- Brackett is heavily involved in Uplifting Athletes, a non-profit organization designed to raise money for rare diseases.

### CAREER TRANSACTIONS:

- The Lawrence, N.J., native was originally signed by the Miami Dolphins as a rookie free agent on July 28, 2011.
- Waived by the Dolphins on Sept. 3, 2011 and signed to the team's practice squad a day later.
- Released from the Dolphins' practice squad on Sept. 6, 2011.
- Signed to the Jacksonville Jaguars practice squad on Oct. 7, 2011 and released from the Jaguars' practice squad on Nov. 8, 2011.
- Signed to the Philadelphia Eagles practice squad on Nov. 8, 2011.
- Signed by the Eagles as a free agent on Jan. 2, 2012.
- Waived by the Eagles on Aug. 31, 2012.
- Claimed by the Jaguars off waivers from the Eagles on Sept. 1, 2012.
- Waived by the Jaguars on Sept. 1, 2013.
- Signed by the Arizona Cardinals as a free agent Jan. 7, 2014 and was released by the team on May 12, 2014.
- Signed by the Dolphins as a free agent on July 29, 2014 and was released by the team on July 31, 2014.
- Signed by the Dolphins as a free agent on Aug. 4, 2014 and was released by the team on Aug. 26, 2014.
- Signed by the Titans to their practice squad on Sept. 9, 2014.
- Signed by the Titans from practice squad to the active roster on Oct. 11, 2014 and waived two days later.
- Signed by the Titans from practice squad to the active roster on Oct. 18, 2014 and waived on Oct. 20.
- Signed by the Titans as a free agent from the Seattle Seahawks' practice squad on Nov. 5, 2014.

### SEASON RECAPS:

- 2014 (7/4 - Tennessee):** Saw action in seven games with four starts at tight end. Was inactive for one contest. Was placed on injured reserve on Dec. 16, 2014. Played in his first career NFL game against Jacksonville (10/12/14) and made his first career start at tight end at Philadelphia (11/23/14).
- Against Jacksonville (10/12), made his NFL debut as a reserve tight end.
  - At Washington (10/19), played as a reserve at tight end and on special teams.
  - At Baltimore (11/9), was inactive.
  - Against Pittsburgh (11/17), saw limited action as a reserve tight end.
  - At Philadelphia (11/23), made his first career start at tight end.
  - At Houston (11/30), started at tight end.
  - Against N.Y. Giants (12/7), started at tight end.
  - Against N.Y. Jets (12/14), started at tight end.

**2013 (0/0):** Spent preseason with Jaguars and was released on Sept. 1, 2013.

**2012 (0/0 - Jacksonville):** Spent the preseason with Philadelphia before he was waived on final cuts. Claimed off waivers by the Jaguars on Sept. 1. Suffered a season-ending knee injury in practice and was placed on injured reserve on Sept. 4, 2012.

**2011 (0/0 - Miami; 0/0 - Jacksonville; 0/0 - Philadelphia):** Was originally signed as a rookie free agent by the Miami Dolphins. Spent a week on the Dolphins' practice squad. Spent a week on the Jaguars' practice squad after signing on Oct. 7. Signed to Eagles' practice squad on Nov. 8, 2011 and spent the remainder of the season in that capacity.

### COLLEGE:

- Was a four-year letterman, playing in 52 games with 15 starts at Penn State. Posted 56 career receptions for 714 yards and seven touchdowns.
- Started 11 games as a senior and made 39 catches for 525 yards and five touchdowns.
- Played in all 13 games as both a junior and sophomore. Had 13 receptions for 160 yards and one touchdown as a sophomore.
- Was originally recruited as a quarterback before playing wide receiver at Penn State.
- Graduated with a degree in marketing and economics from Penn State.

### PERSONAL:

- Attended Lawrence (N.J.) High School and played quarterback, passing for 3,847 yards and 46 touchdowns in his career while also rushing for 23 touchdowns.
- Was a team captain as a senior and threw for 1,669 yards and 19 touchdowns in his final season.
- Also lettered in basketball and baseball.
- Brackett is the oldest of four children. He has two brothers, Nick and Bobby, and a sister, Danielle.
- Born Brett Michael Brackett on Dec. 13, 1987 in New Brunswick, N.J.

BRETT BRACKETT'S NFL STATISTICS

REGULAR SEASON

REGULAR SEASON				RECEIVING					RUSHING				
Year	Team	GP	GS	No	Yds	Avg	Lg	TD	Att	Yds	Avg	Lg	TD
2012	Jacksonville	0	0					Injured Reserve					
2014	Tennessee	7	4	0	0	-	0	0	0	0	-	0	0
NFL Totals		7	4	0	0	-	0	0	0	0	-	0	0

Single-Game Highs

Receptions -

Receiving Yards -

Long Reception -

Touchdowns -

Additional Statistics



# 48



## BEAU BRINKLEY

LONG SNAPPER • 6'4" • 248 lbs • COLLEGE: MISSOURI  
ACQUIRED: FREE AGENT - 2012 • NFL EXPERIENCE: 3/3  
HOMETOWN: KEARNEY, MO.  
GAMES PLAYED/GAMES STARTED: 48/0 (PLAYOFFS: 0/0)



**PRO:** Beau Brinkley was signed by the Titans as an undrafted free agent following the 2012 NFL Draft. As a rookie, the 6-foot-4-inch, 248-pounder won the job as the team's long snapper. His consistency helped Brett Kern set the franchise records for both gross and net punting average in 2012.

### CAREER HIGHLIGHTS:

- In 2013, Brinkley saw action in all 16 games for the second consecutive campaign and posted six special teams stops.
- As a rookie in 2012, Brinkley played in every game and contributed six special teams tackles. He was the team's long snapper for every punt, field goal and extra point attempt.

### TITANS TIDBITS:

- Brinkley's father, Mike, was an All-American defensive end and long snapper at Missouri Valley College. He taught Beau the skill of long snapping when he was just seven years old. Beau's football idol growing up was Kansas City Chiefs long snapper Kendall Gammon.
- Brinkley raced four-wheelers in the Extreme Dirt Track Racing Series while growing up in Missouri. He traveled the country competing in both motor cross and flat track competitions and won a flat track regional title in 2005.

### CAREER TRANSACTIONS:

- The Kearney, Mo., native was signed by the Titans as an undrafted free agent on May 4, 2012.

### SEASON RECAPS:

**2014 (16/0):** Played in all 16 games for the third consecutive season. Tied for third on the team with a career-high 10 special teams tackles. Tied for the team lead in special teams tackles once in 2014 (vs. HOU).

- At Kansas City (9/7), served as the long snapper and collected two solo special teams tackles.
- Against Dallas (9/14), saw action at long snapper.
- At Cincinnati (9/21), played as a reserve as the team's long snapper.
- At Indianapolis (9/28), saw action at long snapper and collected a solo special teams tackle.
- Against Cleveland (10/5), served as the team's long snapper.
- Against Jacksonville (10/12), played as a reserve as the team's long snapper.
- At Washington (10/19), saw action as a reserve at long snapper and posted a special teams tackle.
- Against Houston (10/26), tied for the team lead with a special teams tackle.
- At Baltimore (11/9), played as a reserve at long snapper.
- Against Pittsburgh (11/17), saw action as the team's long snapper.
- At Philadelphia (11/23), collected two special teams tackles as the long snapper.
- At Houston (11/30), served as the team's long snapper.
- Against N.Y. Giants (12/7), played as a reserve as the team's long snapper.
- Against N.Y. Jets (12/14), saw action at long snapper and posted a special teams tackle.
- At Jacksonville (12/18), served as the team's long snapper and notched a special teams stop.
- Against Indianapolis (12/28), collected a special teams tackle as the long snapper.

**2013 (16/0):** Played in all 16 games as a reserve long snapper and collected six special teams tackles. Tied for the team lead in special teams

tackles twice in 2013 (vs. SD, vs. KC).

- Against San Diego (9/22), played as the team's long snapper and notched a special teams tackle.
- Against N.Y. Jets (9/29), served as the team's long snapper and posted a special teams tackle on coverage units.
- Against Kansas City (10/6), saw action as the team's long snapper and tied for the team lead with two special teams tackles.
- Against San Francisco (10/20), served as the team's long snapper and posted a special teams tackle on coverage units.
- At St. Louis (11/3), played as a reserve at long snapper and collected a solo tackle on coverage units.

**2012 (16/0):** Appeared in all 16 games as a rookie long snapper and posted six special teams tackles. Helped Brett Kern set franchise records in both gross (47.6 yards) and net (40.4) punting average. Led or tied for the team lead in special teams tackles twice (vs. PIT, at IND). Played in his first career NFL game against New England (9/9/12).

- Against New England (9/9), made his NFL debut as a reserve long snapper.
- Against Detroit (9/23), snapped for Rob Bironas' game-winning field goal in overtime.
- Against Pittsburgh (10/11), led the team with three special teams tackles and snapped for Rob Bironas' game-winning field goal.
- At Miami (11/11), snapped for Brett Kern's career-long 71-yard punt.
- Against Houston (12/2), posted a special teams tackle.
- At Indianapolis (12/9), tied for the team lead with a special teams tackle.
- Against Jacksonville (12/30), posted a solo special teams tackle.

### COLLEGE:

- Spent four seasons as Missouri's long snapper after joining the team as a preferred walk-on. Appeared in 50 career games during his time at Missouri and helped field goal kickers make a combined 79-of-98 field goal attempts (80.6 pct.) and 210-of-212 on extra point attempts (99.1 pct.).
- As a senior (2011), played in all 13 games as the team's long snapper and also registered five tackles on special teams. Named the Tigers' 2011 Co-Special Teams Player of the Year. Helped Tigers kickers make a combined 16-of-25 field goal attempts and 53-of-53 PATs.
- As a junior (2010), played in 11 games as the long snapper and helped the Tigers rank 14th in the NCAA in net punting. Snapped for placekicker Grant Ressel, who was 17-of-19 on field goal attempts and 45-of-47 on PATs. Posted one special teams stop.
- As a sophomore (2009), played in all 13 games as the team's long snapper and was named the Tigers' Special Teams Player of the Year. Helped Ressel set an NCAA single-season kicking accuracy record for combined kicks (26-of-27 on field goals and 39-of-39 extra points). Also helped MU rank fourth in the NCAA in team net punting (40.48 avg.).
- As a freshman (2008), joined the team as a walk-on and won the long-snapping job for placekicks and punts. Appeared in all 13 games and was named the Tigers' Walk-On Player of the Year. Helped Jeff Wolfert to a perfect 73-for-73 mark on extra point attempts and a 20-for-27 mark on field goals. Posted three tackles as part of the punt coverage team.
- Graduated in May 2012 with a major in general studies at Missouri.

### PERSONAL:


- Single and lives in Nashville.
- Attended Kearney (Mo.) High School.
- Born Beau Michael Brinkley on Jan. 25, 1990 in Kansas City, Mo.

## BEAU BRINKLEY'S NFL STATISTICS

### REGULAR SEASON

Year	Team	GP	GS	SpT
				Tackles
2012	Tennessee	16	0	6
2013	Tennessee	16	0	6
2014	Tennessee	16	0	10
NFL Totals		48	0	22

# 55



## ZACH BROWN

LINEBACKER • 6'1" • 248 lbs • COLLEGE: NORTH CAROLINA  
 ACQUIRED: 2ND ROUND - 2012 • NFL EXPERIENCE: 3/3  
 HOMETOWN: ESTILL, S.C.  
 GAMES PLAYED/GAMES STARTED: 33/27 (PLAYOFFS: 0/0)



**PRO:** The Titans acquired former North Carolina Tar Heels linebacker Zach Brown in the second round of the 2012 NFL Draft, and he appeared in every game through his first two campaigns as a weakside linebacker. Brown's speed and athleticism allow him to chase the ball from sideline to sideline and be disruptive against the run and the pass. As a rookie, he made an immediate impact, starting 13 games. He started 13 contests again in 2013 and built his two-year totals to 210 tackles, 9.5 sacks and four interceptions.

### CAREER HIGHLIGHTS:

- In 2013, Brown ranked second on the team and set a career high with 117 tackles.
- In the first two weeks of the 2013 season, Brown set or matched single-game career highs in sacks (two at Pittsburgh on Sept. 8) and tackles (13 at Houston on Sept. 15).
- As a rookie in 2012, Brown tied for third on the squad with 93 tackles and added 5.5 sacks and three interceptions. He was the only NFL rookie to finish among the top five rookies in both interceptions (tied for fourth) and sacks (tied for fifth).
- Against the Jaguars in the season finale of his rookie season (12/30/12), Brown tallied five tackles, two interception returns for touchdowns (79 and 30 yards) and a sack. He tied the NFL record (reached several times) for interception return touchdowns in a game, and he became the third player in franchise history to accomplish the feat, joining Miller Farr (Dec. 7, 1968) and Ken Houston (Dec. 19, 1971).
- As a senior at North Carolina, Brown was a Butkus Award semifinalist and earned All-Atlantic Coast Conference first-team honors, as he led the team with a career-high 105 tackles. He also ranked second on the squad with 5.5 sacks and 13.5 stops for loss.

### TITANS TIDBITS:

- At the 2012 NFL Scouting Combine, Brown showed his speed and athleticism by posting times of 1.52 seconds in the 10-yard dash, 2.55 in the 20 and 4.44 in the 40-yard dash. He again performed the drills in front of teams at North Carolina's pro day. The linebacker was timed at 4.37 seconds in the 40-yard dash and also improved his vertical jump, producing a 35-inch leap on campus after coming up with a 33 1/2 inch jump at the Combine.
- As a sophomore at North Carolina, Brown set the Tar Heels school record in the indoor 60-meter dash with a time of 6.72 seconds.
- Since his childhood, Brown has always been interested in deep sea creatures. Eventually, he would liked to have a huge circular fish tank in his home with a few small sharks.
- Brown was a unique athlete in high school. He was a state champion wrestler and a two-time state champion sprinter in Maryland. As a senior, he posted a 29-0 record on the wrestling mat, recording 17 pins and five technical falls. He also captured the state class 3-A title in the 100-meter dash (10.67 seconds) and 200-meter dash (21.52), becoming the first player in school history to win a state title in track.

### CAREER TRANSACTIONS:

- The Columbia, Md., native was selected by the Titans in the second round (52nd overall) of the 2012 NFL Draft.

### SEASON RECAPS:

**2014 (1/1):** Started the season opener at linebacker and collected a tackle and a quarterback pressure before suffering a season-ending injury after just four plays. Was inactive for one contest before being placed on injured reserve on Sept. 16, 2014.

- At Kansas City (9/7), started at linebacker and collected a tackle and a quarterback pressure before leaving the game with an injury early in the first quarter.

- Against Dallas (9/14), was inactive.

**2013 (16/13):** Played in all 16 games with 13 starts at linebacker and ranked second on the team with a career-high 117 tackles. Led the team with four tackles for loss and tied for third on the team with four sacks. Collected an interception, four quarterback pressures, five passes defended, a forced fumble and a fumble recovery. Posted a special teams tackle. Led or tied for the team lead in tackles five times in 2013 (at PIT, at HOU, at OAK, at IND, vs. HOU).

- At Pittsburgh (9/8), led the team with 10 tackles, while tying a career-high with two sacks. Registered a pass defended. Ended a Steelers' drive by sacking Ben Roethlisberger for a one-yard loss on third-and-15. Halted a Steelers' drive by dropping Roethlisberger for an eight-yard sack on third-and-three.
- At Houston (9/15), led the team with a career-best 13 tackles and a quarterback pressure. Stuffed Ben Tate for no gain on a rush up the middle in the second quarter.
- Against N.Y. Jets (9/29), posted eight tackles, including a sack, a forced fumble and two quarterback pressures. Forced a Geno Smith fumble that was recovered by Alterraun Verner in the second quarter. Sacked Smith for an 11-yard loss late in the fourth quarter.
- At Oakland (11/24), recorded a team-high 11 tackles, a stop for loss and an interception. Intercepted a pass intended for Marcel Reece at the Raiders' 14-yard line early in the second quarter. Read the screen and stuffed Marcel Reece for a three-yard loss in the second quarter.
- At Indianapolis (12/1), tied for the team lead with nine tackles, including a sack and a pass defended. Sacked Andrew Luck for a six-yard loss late in the second quarter.
- Against Houston (12/29), tied for the team lead with nine tackles, including a stop for loss, a fumble recovery and a pass defended. Recovered a Jonathan Grimes fumble that was forced by Akeem Ayers in the second quarter.

**2012 (16/13):** Appeared in all 16 games with 13 starts as a rookie and tied for third on the team with 93 tackles. Ranked fourth on the team with 5.5 sacks and finished third on the squad with three interceptions, including two returned for touchdowns. Also posted six tackles for loss, six passes defended, two fumble recoveries, two quarterback pressures and a forced fumble. Led or tied for the team lead in tackles three times (vs. CHI, at JAX, vs. NYJ). Led or tied for the team lead in sacks three times (at SD, at JAX, vs. NYJ). Saw action in his first career NFL game against New England (9/9/12). Made his first career NFL start and posted his first career NFL sack at San Diego (9/16/12). Registered his first career interception when he picked off Ryan Tannehill at Miami (11/11/12).

- Against New England (9/9), made his NFL debut as a reserve at linebacker and on special teams. Collected two tackles on defense, including a stop for loss. Stuffed Brandon Bolden for a two-yard loss on a rush off left end late in the fourth quarter.
- At San Diego (9/16), made his first career NFL start at linebacker and totaled 10 tackles, a sack and a forced fumble. Dropped Philip Rivers for a five-yard sack and forced a fumble that was recovered by the Chargers early in the third quarter.
- Against Pittsburgh (10/11), posted four tackles and a pass defended. Combined with Jason McCourty to stop Antonio Brown for a one-yard loss on a short pass in the second quarter. Broke up a pass intended for Heath Miller in the end zone early in the fourth quarter.

- At Chicago (11/4), led the team with a season-high 11 tackles, including two stops for loss and a fumble recovery. Combined with Akeem Ayers to stuff Michael Bush for no gain on a rush off left tackle in the opening stanza. Halted Matt Forte for no gain on a rush off left guard in the second stanza. Recovered a Jay Cutler fumble and returned it six yards after a Jurrell Casey strip-sack in the second quarter. Stonewalled Bush for a three-yard loss on a rush off left tackle in the final stanza. Stuffed Armando Allen for a seven-yard loss on a rush off left end in the fourth quarter.
- At Miami (11/11), recorded six tackles and his first career interception. Picked off a Ryan Tannehill pass intended for Jabar Gaffney and returned the interception 47 yards in the fourth quarter.
- At Jacksonville (11/25), led the team with nine tackles and two sacks. Dropped Chad Henne for a two-yard sack early in the first quarter. Ended a Jaguars' drive by teaming with Kamerion Wimbley to sack Henne for a nine-yard loss on third-and-four in the third stanza.
- Against N.Y. Jets (12/17), tied for the team lead with eight tackles, including a career-best two sacks, a tackle for loss and a fumble recovery. Stuffed Shonn Greene for a three-yard loss on a short pass in the second quarter. Dropped Tim Tebow for a two-yard sack in the second stanza. Halted a Jets' drive by sacking Sanchez for a seven-yard loss on third-and-five in the third quarter. Sealed the game by recovering a botched snap late in the fourth quarter.
- Against Jacksonville (12/30), started at linebacker and recorded five tackles, two interception returns for touchdowns, a sack and three total passes defended. Teamed with Jurrell Casey to stuff Keith Toston for no gain on a rush off left guard in the first quarter. Ended a Jaguars' drive by breaking up a third-and-six pass intended for Justin Blackmon in the second quarter. Evened the score at 14-14 by stepping in front of a pass intended for Marcedes Lewis and sprinting for a 79-yard interception return for a touchdown with 1:48 left to play in the second quarter. Gave the Titans a 35-14 lead by securing a tipped pass by Tommie Campbell and racing 30 yards for a touchdown with 12:03 remaining in the third quarter. Dropped Chad Henne for an eight-yard sack in the final quarter.

#### **COLLEGE:**

- Started 23 of 47 games at North Carolina, including 11 starts at weakside outside linebacker and 12 starts at the strongside spot. Recorded 230 tackles with 5.5 sacks for minus 37 yards, 19 stops for losses of 64 yards and six quarterback pressures. Also caused three fumbles, posted a fumble recovery, deflected four passes and intercepted seven others for 137 yards in returns (19.57 avg). His 70-yard interception return against Virginia in 2010 ranked as the 11th-longest interception runback in school history.
- As a senior (2011), the Butkus Award semi-finalist was named All-Atlantic Coast Conference by the Atlantic Coast Sports Media Association. Was named All-American honorable mention by The NFL Draft Report and was the recipient of the 2011 Elite Linebacker Trophy from the College Football Performance Awards. Named the Tar Heels Most Valuable Player after starting 12 games at strongside outside linebacker. Led the team with 105 tackles, ranked second on the squad with 5.5 sacks for minus 37 yards and 13.5 stops for losses of 49 yards. Added six quarterback pressures, three forced fumbles, a fumble recovery, four passes defended and three interceptions for 24 yards in returns. Finished seventh in the ACC with an average of 1.04 tackles-for-loss, ninth with 8.08 tackles per game and 10th with 0.42 sacks each contest. Recorded at least 10 tackles in five games, including his final three contests.
- As a junior (2010), played in all 13 games with five starts and finished second on the team with 72 tackles that included 1.5 stops for minus four yards and a trio of interceptions for 113 yards in returns (37.7 avg). Earned enough points to be named a special teams captain (Carolina awards points throughout the year on special teams and the player with the most points are named captains).
- As a sophomore (2009), started the first six games at weakside outside linebacker after playing primarily on special teams as a freshman. Finished the season with 47 tackles, including four for losses of 11 yards.
- As a true freshman (2008), played on special teams and as a reserve linebacker, recording six tackles.
- Was an African-American studies major at North Carolina.

#### **PERSONAL:**

- Single, and resides in Columbia, Md.
- In 2007, attended Hargrave (Chatham, Va.) Military Academy prior to enrolling at the University of North Carolina. Played outside linebacker for renowned head coach Robert Prunty. Rivals.com regarded the four-star prospect as the 12th-best prep school player in the country and Scout.com

also awarded him a four-star rating and ranked him among the nation's Top 10 linebacker recruits.

- Attended Wilde Lake High School in Columbia, Md., playing football for head coach Doug Duvall. The standout 210-pound tailback and weakside outside linebacker was an All-Howard County selection as a senior, as he rushed for 1,537 yards and 20 touchdowns and collected over 90 solo tackles.
- Also starred in wrestling and track. During his 29-0 record on the wrestling mat, he recorded 17 pins and five technical falls. Captured the state class 3-A title in the 100-meter dash (10.67 seconds) and 200-meter dash (21.52), becoming the first player in school history to win a state title in track.
- List of favorites: (movie) "The Wood"; (TV show) "Family Guy"; (music artist) T.I.; (school subject) math; (car) Audi; (restaurant) Outback Steakhouse; and (sports team other than the Titans) Boston Red Sox and N.Y. Knicks.
- Follow Brown on Twitter at @ZachBrown\_55 and on Instagram at @zbrown47.
- Born Zachery Vinzale Brown on Oct. 23, 1989 in Beaufort, S.C.



## ZACH BROWN'S GAME-BY-GAME

### 2012 Tennessee Titans

Date	Opp	W/L	P/S	Tot Solo Asst	Sk - Yds	QBP	TFL	Int- Yds -TD	PD	FF	FR - Yds	SpT
Sept 9	NE	L	p	2 2 0	0.0 0.0	0	1	0 0 0 0 0 0 0 0	0	0	0	0
Sept 16	@ SD	L	S	10 6 4	1.0 5.0	0	0	0 0 0 0 0 0 1 0	0	0	0	0
Sept 23	Det	W	S	2 2 0	0.0 0.0	0	0	0 0 0 0 0 0 0 0	0	0	0	0
Sept 30	@ Hou	L	S	4 2 2	0.0 0.0	0	0	0 0 0 0 0 0 0 0	0	0	0	0
Oct 7	@ Min	L	S	7 5 2	0.0 0.0	0	0	0 0 0 0 0 0 0 0	0	0	0	0
Oct 11	Pit	W	S	4 3 1	0.0 0.0	0	0	0 0 0 0 0 1 0 0	0	0	0	0
Oct 21	@ Buf	W	p	3 2 1	0.0 0.0	0	1	0 0 0 0 0 0 0 0	0	0	0	0
Oct 28	Ind	L	S	4 4 0	0.0 0.0	1	1	0 0 0 0 0 0 0 0	0	0	0	0
Nov 4	Chi	L	p	11 9 2	0.0 0.0	0	2	0 0 0 0 0 0 0 1	6	0	0	0
Nov 11	@ Mia	W	S	6 5 1	0.0 0.0	0	0	1 47 0 1 0 0 0 0	0	0	0	0
Nov 25	@ Jax	L	S	9 5 4	1.5 6.5	0	0	0 0 0 0 0 0 0 0	0	0	0	0
Dec 2	Hou	L	S	5 4 1	0.0 0.0	0	0	0 0 0 0 0 0 0 0	0	0	0	0
Dec 9	@ Ind	L	S	4 4 0	0.0 0.0	1	0	0 0 0 0 1 0 0 0	0	0	0	0
Dec 17	NYJ	W	S	8 7 1	2.0 9.0	0	1	0 0 0 0 0 0 1 0	0	0	0	0
Dec 23	@ GB	L	S	9 8 1	0.0 0.0	0	0	0 0 0 0 0 0 0 0	0	0	0	0
Dec 30	Jax	W	S	5 3 2	1.0 8.0	0	0	2 109 2 3 0 0 0 0	0	0	0	0
Totals	6-10	16/13	93	70	23	5.5	28.5	2	6	3	156	2 6 1 2 6 1

### 2013 Tennessee Titans

Date	Opp	W/L	P/S	Tot Solo Asst	Sk - Yds	QBP	TFL	Int- Yds -TD	PD	FF	FR - Yds	SpT
Sept 8	@ Pit	W	S	10 6 4	2.0 9.0	0	0	0 0 0 0 1 0 0 0	0	0	0	0
Sept 15	@ Hou	L	S	13 11 2	0.0 0.0	1	0	0 0 0 0 0 0 0 0	0	0	0	0
Sept 22	SD	W	S	1 1 0	0.0 0.0	0	0	0 0 0 0 0 0 0 0	0	0	0	0
Sept 29	NYJ	W	S	8 6 2	1.0 11.0	2	0	0 0 0 0 0 0 1 0	0	0	0	0
Oct 6	KC	L	S	4 1 3	0.0 0.0	1	0	0 0 0 0 0 0 0 0	0	0	0	0
Oct 13	@ Sea	L	S	8 5 3	0.0 0.0	0	0	0 0 0 0 0 0 0 0	0	0	0	1
Oct 20	SF	L	S	6 5 1	0.0 0.0	0	0	0 0 0 0 0 0 0 0	0	0	0	0
Nov 3	@ STL	W	S	9 3 6	0.0 0.0	0	0	0 0 0 0 0 0 0 0	0	0	0	0

Nov 10	Jax	L	p	8 6 2	0.0 0.0	0	1	0 0 0 0 0 0 0 0	0	0	0	0
Nov 14	Ind	L	S	7 2 5	0.0 0.0	0	0	0 0 0 0 0 0 0 0	0	0	0	0
Nov 24	@ Oak	W	S	11 8 3	0.0 0.0	0	1	1 3 0 2 0 0 0 0	0	0	0	0
Dec 1	@ Ind	L	S	9 8 1	1.0 6.0	0	0	0 0 0 0 1 0 0 0	0	0	0	0
Dec 8	@ Den	L	p	8 6 2	0.0 0.0	0	1	0 0 0 0 0 0 0 0	0	0	0	0
Dec 15	Ari	L	S	2 2 0	0.0 0.0	0	0	0 0 0 0 0 0 0 0	0	0	0	0
Dec 22	@ Jax	W	p	4 4 0	0.0 0.0	0	0	0 0 0 0 0 0 0 0	0	0	0	0
Dec 29	Hou	W	S	9 6 3	0.0 0.0	0	1	0 0 0 0 1 0 1 0	0	0	0	0
Totals	7-9	16/13	117	80	37	4.0	26.0	4	4	1	3	0 5 1 1 0 1

### 2014 Tennessee Titans

Date	Opp	W/L	P/S	Tot Solo Asst	Sk - Yds	QBP	TFL	Int- Yds -TD	PD	FF	FR - Yds	SpT
Sept 7	@ KC	W	S	1 1 0	0.0 0.0	1	0	0 0 0 0 0 0 0 0	0	0	0	0
Sept 14	Dal	L	IA									
Sept 21	@ Cin											
Sept 28	@ Ind											
Oct 5	Cle											
Oct 12	Jax											
Oct 19	@ Was											
Oct 26	Hou											
Nov 9	@ Bal											
Nov 17	Pit											
Nov 23	@ Phi											
Nov 30	@ Hou											
Dec 7	NYG											
Dec 14	NYJ											
Dec 18	@ Jax											
Dec 28	Ind											
Totals	1-1	1/1	1	1	0	0.0	0.0	1	0	0	0	0 0 0 0 0 0

Placed on injured reserve on Sept. 16, 2014

## ZACH BROWN'S NFL STATISTICS

### REGULAR SEASON

YEAR		TEAM		TACKLES							INTERCEPTIONS							FUMBLES			
Year	Team	GP	GS	Tot	Solo	Asst	Sk	Yds	QBP	TFL	No	Yds	Lg	TD	PD	FF	FR	Yds	SpT		
2012	Tennessee	16	13	93	70	23	5.5	28.5	2	6	3	156	79t	2	6	1	2	6	1		
2013	Tennessee	16	13	117	80	37	4.0	26.0	4	4	1	3	3	0	5	1	1	0	1		
2014	Tennessee	1	1	1	1	0	0.0	0.0	1	0	0	0	0	0	0	0	0	0	0		
NFL Totals		33	27	211	151	60	9.5	54.5	7	10	4	159	79t	2	11	2	3	6	2		

### Single-Game Highs

Tackles - 13 at Houston (9/15/13)  
 Sacks - 2 (Twice, last at Pittsburgh 9/8/13)  
 Tackles for Loss - 2 vs. Chicago (11/4/12)  
 Forced Fumbles - 1 (Twice, last vs. N.Y. Jets 9/29/13)  
 Fumble Recovery - 1 (Three times, last vs. Houston 12/29/13)  
 Interceptions - 2 vs. Jacksonville (12/30/12)

### Additional Statistics

Touchdowns - 2 (79-yard interception return vs. Jacksonville, 30-yard interception return vs. Jacksonville 12/30/12)

# 58



## KAELIN BURNETT

LINEBACKER • 6'4" • 240 lbs • COLLEGE: NEVADA

ACQUIRED: FREE AGENT - 2014 • NFL EXP. (NFL/TITANS): 3/1

HOMETOWN: LAKEWOOD, CALIF.

GAMES PLAYED/GAMES STARTED: 27/0 (PLAYOFFS: 0/0)



**PRO:** The Titans signed Kaelin Burnett to their active roster from the Arizona Cardinals' practice squad on Nov. 26, 2014 to provide depth on special teams and at outside linebacker. Prior to his stay in Arizona, the 6-foot-4-inch, 240-pounder spent his first two NFL seasons (2012-13) with Oakland Raiders and appeared in 22 contests.

### TITANS TIDBITS:

- Burnett's brother, Kevin, attended the University of Tennessee and played nine years in the NFL for the Dallas Cowboys, San Diego Chargers, Miami Dolphins and Oakland Raiders. The Burnetts became the first set of brothers in Raiders history to play for the team in a regular season game when they took the field at Indianapolis (9/8/13).

### CAREER TRANSACTIONS:

- The Los Angeles, Calif., native was originally signed by the Oakland Raiders as a rookie free agent on May 11, 2012.
- Released by the Raiders on Aug. 31, 2012.
- Signed by the Raiders to their practice squad on Sept. 1, 2012 and added to the Raiders' active roster on Nov. 24, 2012.
- Waived injured by Raiders on Aug. 31, 2014 and was released by the team on Sept. 18, 2014.
- Signed by the Arizona Cardinals to their practice squad on Oct. 14, 2014.
- Signed by the Titans to their active roster from the Cardinals' practice squad on Nov. 26, 2014.

### SEASON RECAPS:

**2014 (0/0 - Oakland; 0/0 - Arizona; 5/0 - Tennessee):** Appeared in five games as a reserve with the Titans and collected three special teams tackles. Tied for the team lead in special teams tackles once in 2014 (vs. NYJ). Was waived injured by the Raiders on Aug. 31, 2014 and released by the club on Sept. 18, 2014. Signed by the Cardinals to their practice squad on Oct. 14, 2014 and spent six weeks in that capacity until signing with the Titans' active roster on Nov. 26, 2014.

- At Houston (11/30), made his Titans debut as a reserve on special teams while seeing limited action at outside linebacker.
- Against N.Y. Giants (12/7), played as a reserve on special teams.
- Against N.Y. Jets (12/14), tied for the team lead with two special teams tackles.
- At Jacksonville (12/18), saw action as a reserve on special teams and posted a stop on coverage units.
- Against Indianapolis (12/28), played as a reserve on special teams.

**2013 (16/0 - Oakland):** Emerged as a solid special teams contributor in his second NFL season. Appeared in all 16 games and ranked second on the team with 10 special teams tackles. Added a forced fumble on kickoff coverage.

- At Kansas City (10/13), posted a tackle on special teams for the third straight game.
- At N.Y. Giants (11/10), partially blocked a fourth-quarter punt by Steve Weatherford, giving Raiders field position at their own 33-yard line.
- At Dallas (11/28), forced a fumble on the game's opening kickoff, stripping Terrance Williams for a fumble that was recovered by wide receiver Greg

Jenkins and returned for a 23-yard touchdown. Was credited with two special teams stops.

**2012 (6/0 - Oakland):** Played in the season's final six contests, after earning a spot on the 53-man roster after spending the season's first 12 weeks on the practice squad.

- At Cincinnati (11/25), made his NFL debut as a reserve on special teams.
- At San Diego (12/30), pounced on a loose ball to set up a touchdown after a blocked punt late in the fourth quarter.

### COLLEGE:

- Played three years at Nevada after transferring from Delta State. Saw action in 38 career games and posted 93 tackles, 10 sacks, three forced fumbles, one fumble recovery and one pass defended.
- Converted to defensive end prior to redshirt senior season, when he played in 13 games, and recorded career highs with 51 tackles, five sacks and 11 tackles for loss.
- Played in 11 games as a sophomore, as both an outside linebacker and lineman and recorded 12 tackles, including 1.5 sacks, a forced fumble and a blocked punt.
- Sat out the 2008 season after transferring to Nevada.
- At Delta State, played in all 12 games with 20 tackles, one sack and two passes defended as a true freshman.
- Studied business administration at Nevada.

### PERSONAL:

- Attended Mayfair High School in Lakewood, Calif., and was a three-year letterman in football. He garnered first-team All-Suburban League honors as a senior in 2006.
- Was also a multi-year letterman in track, competed in hurdles and high jump.
- Participated in the NFL Play 60 Character/Youth Football Camp on June 8, 2013, helping children with their football skills and passing on messages of teamwork.
- His first name is pronounced KAY-linn.
- Born Kaelin Bradley Burnett on Sept. 6, 1989 in Los Angeles, Calif.

## KAELIN BURNETT'S GAME-BY-GAME

2014 Tennessee Titans

Date	Opp	W/L	P/S	Tot	Solo	Asst	Sk	- Yds	QBP	TFL	Int	- Yds	-TD	PD	FF	FR	- Yds	SpT
Nov 30	@ Hou	L	p	0	0	0	0.0	0.0	0	0	0	0	0	0	0	0	0	0
Dec 7	NYG	L	p	0	0	0	0.0	0.0	0	0	0	0	0	0	0	0	0	0
Dec 14	NYJ	L	p	0	0	0	0.0	0.0	0	0	0	0	0	0	0	0	0	2

Dec 18	@ Jax	L	p	0	0	0	0.0	0.0	0	0	0	0	0	0	0	0	0	0	1
Dec 28	Ind	L	p	0	0	0	0.0	0.0	0	0	0	0	0	0	0	0	0	0	0
Totals				0-5	5/0	0	0	0	0.0	0.0	0	0	0	0	0	0	0	0	3

## KAELIN BURNETT'S NFL STATISTICS

### REGULAR SEASON

				TACKLES							INTERCEPTIONS					FUMBLES			
Year	Team	GP	GS	Tot	Solo	Asst	Sk	Yds	QBP	TFL	No	Yds	Lg	TD	PD	FF	FR	Yds	SpT
2012	Oakland	6	0	0	0	0	0.0	0.0	0	0	0	0	0	0	0	0	0	0	1
2013	Oakland	16	0	0	0	0	0.0	0.0	0	0	0	0	0	0	0	0	0	0	10
2014	Tennessee	5	0	0	0	0	0.0	0.0	0	0	0	0	0	0	0	0	0	0	3
NFL Totals		27	0	0	0	0	0.0	0.0	0	0	0	0	0	0	0	0	0	0	14

### Single-Game Highs

Special Teams Tackles - 2 (Twice, last vs. N.Y. Jets 12/14/14)

### Additional Statistics

Forced Fumble on Special Teams - 1 at Dallas (11/28/13)

99



2014



## JURRELL CASEY

DEFENSIVE TACKLE • 6'1" • 305 lbs

COLLEGE: SOUTHERN CAL • ACQUIRED: 3RD ROUND - 2011

NFL EXP. (NFL/TITANS): 4/4 • HOMETOWN: LONG BEACH, CALIF.

GAMES PLAYED/GAMES STARTED: 63/61 (PLAYOFFS: 0/0)



**PRO:** The Titans used their third-round pick in the 2011 NFL Draft on University of Southern California defensive tackle Jurrell Casey. In his first three pro seasons, Casey quickly developed as one of the top interior defensive linemen in the NFL, a force against both the run and pass. During that timespan, he played in all but one game and ranked fifth among all defensive tackles with 16 total sacks (Geno Atkins, Marcell Dareus, Ndamukong Suh and Justin Smith). In 2013, he tied for second among NFL defensive tackles with a career-high 10.5 sacks and set a career high with 90 tackles.

### CAREER HIGHLIGHTS:

- In 2013, Casey was named *Associated Press* second-team All-Pro after putting together one of the best seasons by a defensive tackle in franchise history. His 10.5 sacks set a career high and made up the second-highest total by a franchise defensive tackle since sacks became an official statistic in 1982, finishing behind only Ray Childress' 13 sacks in 1992. Only Jason Hatcher of the Dallas Cowboys (11) finished with more sacks than Casey among defensive tackles in 2013. Casey's season totals also included a career-high 90 tackles and a career- and team-high 10 quarterback pressures.
- In 2012, he notched 80 tackles to lead the defensive line and added three sacks.
- As a rookie in 2011, Casey recorded 74 tackles, which led the team's defensive linemen, and tied for second on the defense with five tackles for loss.
- Casey totaled nine sacks and 22 tackles for loss during his three seasons at Southern California. In 2010, Casey's junior year, he was named first-team All-Pac-10.

### TITANS TIDBITS:

- Family members, friends and teammates call him "Tut-Tut," a nickname he earned from his aunt as a small child because she said he walked like a turtle.
- Casey has nine brothers and sisters.
- When he was in high school, his older brother, Jurray, was convicted of first-degree murder. Despite the turmoil it caused, Jurrell credits his brother for helping him re-focus on becoming a better football player and student.
- Casey calls his mother, Collette Burns, a cafeteria worker in the Long Beach Unified School District, "the inspiration in my life" for how hard she worked to provide for Jurrell and his siblings.

### CAREER TRANSACTIONS:

- The Long Beach, Calif., native was selected by the Titans in the third round (77th overall) of the 2011 NFL Draft.

### SEASON RECAPS:

**2014 (16/16):** Started all 16 games at defensive tackle and tied for the team lead with a career-high 27 quarterback pressures and a career-best 13 tackles for loss. Led all Titans defensive linemen and ranked fourth on the team with 86 tackles. Finished second on the team with five sacks. Tied for the team lead in tackles once in 2014 (vs. PIT). Led or tied for the team lead in sacks three times in 2014 (vs. DAL, vs. JAX, at PHI). Led or tied for the team lead in quarterback pressures seven times in 2014 (at KC, at CIN, at IND, vs. HOU, vs. NYG, at JAX, vs. IND). Tied for the team lead in passes defended once in 2014 (vs. NYJ). Named AFC Defensive Player of the Week after totaling eight tackles, two sacks, two stops for loss and a quarterback pressure against Jacksonville (10/12/14). Was voted a team captain for the 2014 season by his teammates.

- At Kansas City (9/7), started at defensive tackle and collected four

tackles, including a stop for loss and tied for the team lead with a career-high four quarterback pressures. Stonewalled Jamaal Charles for no gain on a rush off left end in the third quarter.

- Against Dallas (9/14), started at defensive tackle and notched three tackles, including two sacks. Halted a Cowboys' drive by sacking Tony Romo for a 12-yard loss on third-and-15 in the first quarter. Dropped Romo for an eight-yard sack later in the opening stanza.

- At Cincinnati (9/21), started at defensive tackle and posted seven tackles and a quarterback pressure.

- At Indianapolis (9/28), started at defensive tackle and amassed four tackles and tied for the team lead with three quarterback pressures.

- Against Cleveland (10/5), started at defensive tackle and registered two tackles and a quarterback pressure.

- Against Jacksonville (10/12), started at defensive tackle and was named AFC Defensive Player of the Week after totaling eight tackles, two sacks, two stops for loss and a quarterback pressure. Ended a Jaguars' drive by sacking Blake Bortles for a four-yard loss on third-and-seven in the second quarter. Dropped Bortles for a nine-yard sack late in the second quarter. Stuffed Denard Robinson for a three-yard loss on a short pass early in the fourth quarter.

- At Washington (10/19), started at defensive tackle and collected seven tackles and a quarterback pressure.

- Against Houston (10/26), started at defensive tackle and posted seven tackles and a team-high four quarterback pressures.

- At Baltimore (11/9), started at defensive tackle and tallied six tackles, including a stop for loss and a quarterback pressure. Stopped Joe Flacco for no gain after a botched snap in the second quarter.

- Against Pittsburgh (11/17), started at defensive tackle and tied for the team lead with nine tackles, including a stop for loss and a quarterback pressure. Stuffed Le'Veon Bell for no gain on a rush off right guard in the first stanza. Tackled Bell for a one-yard loss on a carry off right guard in the opening quarter.

- At Philadelphia (11/23), started at defensive tackle and amassed six tackles, including a sack, two stops for loss and a quarterback pressure. Dropped Mark Sanchez for a seven-yard sack in the first quarter. Stonewalled LeSean McCoy for a two-yard loss on a rush off right end in the first quarter.

- At Houston (11/30), started at defensive tackle and notched seven tackles, including a team-best three stops for loss. Teamed with Coty Sensabaugh to stop Alfred Blue for no gain on a rush up the middle in the first quarter. Stuffed Arian Foster for a one-yard loss on a rush off left tackle in the third quarter. Halted a Texans' drive by stopping Foster for no gain on a third-and-five rush in the third quarter. Stonewalled Blue for a one-yard loss on a rush off left guard in the final stanza.

- Against N.Y. Giants (12/7), started at defensive tackle and totaled four tackles, including a team-high four quarterback pressures and a stop for loss. Teamed with Avery Williamson to stonewall Andre Williams for a three-yard loss on a rush off left tackle in the second quarter.

- Against N.Y. Jets (12/14), started at defensive tackle and collected five tackles, including a team-high two stops for loss, two quarterback pressures and a pass defended. Stuffed Chris Johnson for a three-yard loss on a rush off left end on the Titans' first defensive snap. Pressured Geno Smith in the end zone in the second quarter, forcing an intentional grounding which resulted in a safety and a 5-0 Titans lead. Batted down a pass intended for Eric Decker in the third quarter. Stuffed John Conner for no gain on a rush up the middle in the fourth quarter.

- At Jacksonville (12/18), started at defensive tackle and registered four tackles and a quarterback pressure.



- Against Indianapolis (12/28), started at defensive tackle and tallied three tackles, two quarterback pressures and a stop for loss. Stuffed Trent Richardson for a one-yard loss on a rush up the middle in the fourth quarter.

**2013 (15/14):** Played in 15 games with 14 starts at defensive tackle. Named second-team *Associated Press* All-Pro and selected to the *PFWA* All-AFC team. Led the team and finished tied for second among all NFL defensive tackles with a career-best 10.5 sacks. Became only the seventh NFL 4-3 defensive tackle or 3-4 nose tackle in the past 10 seasons (2004-present) to tally 10 sacks in a season. Led the squad with 10 quarterback pressures. Posted a career-high 90 tackles, three stops for loss, three passes defended, a forced fumble and a fumble recovery. Was inactive for the regular season finale, the first game he missed in his first three NFL seasons. Registered a career-high two sacks at Pittsburgh (9/8/13), at St. Louis (11/3/13) and at Indianapolis (12/1/13). Tied for the team lead in tackles twice in 2013 (at IND, vs. ARI). Led or tied for the team lead in sacks six times in 2013 (at PIT, vs. SF, at STL, vs. JAX, at IND, vs. ARI).

- At Pittsburgh (9/8), tallied four tackles, including a career-best two sacks. Dropped Ben Roethlisberger for a six-yard sack in the first quarter. Ended a Steelers' drive by sacking Roethlisberger for an eight-yard loss late in the fourth quarter.
- Against N.Y. Jets (9/29), posted five tackles, including a sack and a quarterback pressure. Dropped Geno Smith for a one-yard sack in the second quarter.
- Against San Francisco (10/20), notched four tackles and led the team with two quarterback pressures and a sack. Sacked Colin Kaepernick for a two-yard loss early in the fourth quarter.
- At St. Louis (11/3), set a career-high with 10 tackles and tied a career-high with two sacks and a forced fumble. Dropped Kellen Clemens for a two-yard sack in the first quarter. Strip-sacked Clemens on third-and-seven and the loose ball was recovered by Derrick Morgan at the Rams' 19-yard line in the fourth quarter.
- Against Jacksonville (11/10), notched eight tackles, a sack and a stop for loss. Stonewalled Maurice Jones-Drew for no gain on a rush up the middle in the first stanza. On back-to-back plays in the second quarter stuffed Jones-Drew for a five-yard loss on a rush off left tackle and sacked Chad Henne for an eight-yard loss on third-and-eight.
- At Oakland (11/24), sealed the victory by recovering a Rod Streater fumble that was forced by Blidi Wreh-Wilson on the final lateral play.
- At Indianapolis (12/1), tied for the team lead with nine tackles, including two sacks, and added a tackle for loss and two quarterback pressures. Sacked Andrew Luck for a six-yard loss in the second quarter. Dropped Luck for a 10-yard sack on a rush up the middle in the third quarter. Sniffed out a reverse and nailed Darrius Heyward-Bey for an 11-yard loss late in the third quarter.
- Against Arizona (12/15), tied for the team lead with 10 tackles, including 1.5 sacks, and added a tackle for loss and a quarterback pressure. Dropped Carson Palmer for a seven-yard sack with a rush up the middle in the second quarter. Teamed with Bernard Pollard to sack Palmer for a nine-yard sack on the final play of the first half. Stuffed Rashard Mendenhall for a two-yard loss on a rush off right guard in overtime.
- Against Houston (12/29), was inactive for the first time in his career with an injury.

**2012 (16/16):** Started all 16 games at defensive tackle and led all Titans defensive linemen with a career-best 80 tackles. Also posted a career-high three sacks, six tackles for loss, three quarterback pressures and two forced fumbles. Led the team in tackles once (vs. HST). Tied for the team lead in sacks once (vs. CHI). Tied for the team lead in quarterback pressures once (vs. JAX).

- Against Detroit (9/23), posted a career-high nine tackles, including a stop for loss. Ended the game and secured the win by stuffing Shaun Hill for a one-yard loss on a fourth-and-one rush at the Titans' seven-yard line in overtime.
- At Houston (9/30), recorded six tackles, including a career-best two stops for loss. Teamed with Derrick Morgan to stop Arian Foster for a one-yard loss on a third-and-one rush off right guard in the first quarter. Combined with Akeem Ayers to stonewall Foster for no gain on a third-and-one rush off left tackle in the opening stanza. Tracked down Ben Tate for a six-yard loss on a screen pass in the second quarter. Stuffed Foster for a three-yard loss on a rush up the middle in the second quarter.
- At Minnesota (10/7), totaled four tackles, including a stop for loss. Combined with Colin McCarthy to stop Adrian Peterson for no gain on a rush off left tackle in the third quarter.

- Against Pittsburgh (10/11), posted three tackles, including a stop for loss before leaving the game in the second quarter with an injury. Stuffed Rashard Mendenhall for a four-yard loss on a rush up the middle in the first quarter.

- At Chicago (11/4), notched five tackles, including a sack and a forced fumble. Strip-sacked Jay Cutler and the fumble was recovered by Zach Brown in the second quarter.
- At Jacksonville (11/25), collected seven tackles, including a sack. Ended a Jaguars' drive by dropping Chad Henne for a 10-yard sack on a third-and-17 in the first quarter. Stuffed Rashad Jennings for no gain on a rush up the middle in the fourth quarter.
- Against Houston (12/2), led the team with eight tackles and forced a fumble.
- Against Jacksonville (12/30), recorded five tackles, including a sack, a stop for loss and two quarterback pressures. Teamed with Zach Brown to stuff Keith Toston for no gain on a rush off left guard in the first quarter. Stonewalled Toston for a two-yard loss on a third-and-one rush early in the third quarter. Sacked Chad Henne for a six-yard loss in the fourth quarter.

**2011 (16/15):** As a rookie, played in all 16 games with 15 starts at defensive tackle and led all defensive linemen on the team with 74 tackles. Tied for second on the squad with five tackles for loss. Added 2.5 sacks, nine quarterback pressures, one pass defended, one forced fumble and a fumble recovery. Led the team in sacks twice in 2011 (at PIT, at HST). Tied for the team lead in quarterback pressures twice in 2011 (at CLE, at HST).

- At Jacksonville (9/11), made his first career NFL start at defensive tackle and posted six tackles.
- At Cleveland (10/2), collected seven tackles and tied a team-high two quarterback pressures.
- At Pittsburgh (10/9), registered six tackles, including his first career sack. Sacked Ben Roethlisberger for a four-yard loss in the third stanza.
- At Carolina (11/13), tallied five tackles, a stop for loss and a quarterback pressure. Stuffed Jonathan Stewart for a five-yard loss on a rush off left end in the second quarter.
- Against Tampa Bay (11/27), posted four tackles, a forced fumble and fumble recovery. Stripped LeGarrette Blount of the ball and recovered it at the Buccaneers' 29-yard line in the third quarter.
- Against New Orleans (12/11), recorded five tackles, a pass defended and quarterback pressure. Ended a Saints' drive and got the Titans' offense the ball back for the final drive by breaking up a pass in the flat that was intended for Chris Ivory on third-and-seven late in the fourth quarter.
- At Indianapolis (12/18), tallied six tackles, including a stop for loss. Stuffed Donald Brown for a four-yard loss on a rush up the middle in the fourth quarter.
- Against Jacksonville (12/24), totaled three tackles, including a stop for loss. Stopped Maurice Jones-Drew for a one-yard loss on a rush off right tackle in the third quarter.
- At Houston (1/1), collected five tackles, a team-best one-and-a-half sacks, a stop for loss and three quarterback pressures. Teamed with Derrick Morgan to drop T.J. Yates for a five-yard sack on the Texans' first play from scrimmage. Stuffed Ben Tate for a two-yard loss on a rush up the middle in the second quarter. Combined with William Hayes to stonewall Tate for a one-yard loss on a rush off right tackle in the fourth quarter.

#### COLLEGE:

- In three seasons at the University of Southern California, Casey started 26 of 38 games on the defensive line (24 at right defensive tackle and two at nose tackle). He recorded 138 tackles, nine sacks, 22 tackles for loss, three quarterback pressures, four fumble recoveries, three forced fumbles, an interception and three passes defended.
- As a junior (2010), started all 13 games for the second consecutive season and had 67 tackles, a team-best 11 tackles for loss, a team-leading 4.5 sacks, one interception, one fumble recovery and two passes defended. Named 2010 SI.com All-American honorable mention, All-Pac-10 first team, ESPN.com All-Pac-10 first team, Scout.com All-Pac-10 first team and Phil Steele All-Pac-10 first team. Also was named USC's team MVP and USC's Defensive Lineman of the Year.
- As a sophomore (2009), started all 13 games (two games at nose tackle and 11 games at defensive tackle) and registered 59 tackles, nine tackles for loss, 4.5 sacks, a team-best three fumble recoveries, two forced fumbles and a pass deflection. Honors included second-team CollegeFootballNews.com Sophomore All-American, All-Pac-10 honorable mention, Phil Steele's All-Pac-10 first team and USC Co-Defensive Lineman of the Year Award.
- As a freshman (2008), played in 12 games and registered 12 tackles,

two tackles for loss and one forced fumble. Named USC's Service Team Defensive Player of the Year.

- Majored in sociology.

#### PERSONAL:

- Single, resides in Long Beach, Calif.
- As a senior defensive tackle at Long Beach (Calif.) Polytechnic High School, tallied 134 tackles, seven sacks and two fumble recoveries, helping Jackrabbits win the CIF Pac-5 Division title. Also played offensive guard. Honors included All-Moore League Defensive MVP, All-CIF Pac-5 Division Co-Defensive MVP, *Long Beach Press-Telegram* Dream Team MVP and second-team EA Sports All-American.
- As a junior, registered 104 tackles, 10 sacks and six fumble recoveries, earning first-team All-CIF Pac-5 Division honors.
- List of favorites: (movie) "The Wood"; (TV show) "The Simpsons"; (actor)

Denzel Washington; (music artist) Lil Twist; (school subject) math; (car) Cadillac Escalade; (video game) NBA 2K; (food) pizza; (restaurant) Red Lobster; and (sports team as a child) Philadelphia Eagles.

- Follow Casey on Twitter at @jurrellc.
- Born Jurrell Jule Casey on Dec. 5, 1989 in Long Beach, Calif.

## JURRELL CASEY'S GAME-BY-GAME

#### 2011 Tennessee Titans

Date	Opp	W/L	P/S	Tot	Solo	Asst	Sk	- Yds	QBP	TFL	Int	- Yds	-TD	PD	FF	FR	- Yds	SpT
Sept 11	@ Jax	L	S	6	3	3	0.0	0.0	0	0	0	0	0	0	0	0	0	0
Sept 18	Bal	W	S	3	1	2	0.0	0.0	1	0	0	0	0	0	0	0	0	0
Sept 25	Den	W	S	3	2	1	0.0	0.0	0	0	0	0	0	0	0	0	0	0
Oct 2	@ Cle	W	S	7	6	1	0.0	0.0	2	0	0	0	0	0	0	0	0	0
Oct 9	@ Pit	L	S	6	3	3	1.0	4.0	0	0	0	0	0	0	0	0	0	0
Oct 23	Hou	L	S	5	3	2	0.0	0.0	0	1	0	0	0	0	0	0	0	0
Oct 30	Ind	W	S	5	4	1	0.0	0.0	1	0	0	0	0	0	0	0	0	0
Nov 6	Cin	L	S	3	1	2	0.0	0.0	0	0	0	0	0	0	0	0	0	0
Nov 13	@ Car	W	S	5	2	3	0.0	0.0	1	1	0	0	0	0	0	0	0	0
Nov 20	@ Atl	L	p	3	1	2	0.0	0.0	0	0	0	0	0	0	0	0	0	0
Nov 27	TB	W	S	4	3	1	0.0	0.0	0	0	0	0	0	0	1	1	0	0
Dec 4	@ Buf	W	S	5	4	1	0.0	0.0	0	0	0	0	0	0	0	0	0	0
Dec 11	NO	L	S	5	0	5	0.0	0.0	1	0	0	0	0	1	0	0	0	0
Dec 18	@ Ind	L	S	6	3	3	0.0	0.0	0	1	0	0	0	0	0	0	0	0
Dec 24	Jax	W	S	3	1	2	0.0	0.0	0	1	0	0	0	0	0	0	0	0
Jan 1	@ Hou	W	S	5	4	1	1.5	11.5	3	1	0	0	0	0	0	0	0	0
<b>Totals</b>				<b>9-7</b>	<b>16/15</b>	<b>74</b>	<b>41</b>	<b>33</b>	<b>2.5</b>	<b>15.5</b>	<b>9</b>	<b>5</b>	<b>0</b>	<b>0</b>	<b>1</b>	<b>1</b>	<b>1</b>	<b>0</b>

#### 2012 Tennessee Titans

Date	Opp	W/L	P/S	Tot	Solo	Asst	Sk	- Yds	QBP	TFL	Int	- Yds	-TD	PD	FF	FR	- Yds	SpT
Sept 9	NE	L	S	2	2	0	0.0	0.0	0	0	0	0	0	0	0	0	0	0
Sept 16	@ SD	L	S	2	2	0	0.0	0.0	0	0	0	0	0	0	0	0	0	0
Sept 23	Det	W	S	9	5	4	0.0	0.0	0	1	0	0	0	0	0	0	0	0
Sept 30	@ Hou	L	S	6	2	4	0.0	0.0	0	2	0	0	0	0	0	0	0	0
Oct 7	@ Min	L	S	4	2	2	0.0	0.0	0	1	0	0	0	0	0	0	0	0
Oct 11	Pit	W	S	3	2	1	0.0	0.0	0	1	0	0	0	0	0	0	0	0
Oct 21	@ Buf	W	S	3	0	3	0.0	0.0	0	0	0	0	0	0	0	0	0	0
Oct 28	Ind	L	S	5	2	3	0.0	0.0	0	0	0	0	0	0	0	0	0	0
Nov 4	Chi	L	S	5	2	3	1.0	15.0	0	0	0	0	0	0	1	0	0	0
Nov 11	@ Mia	W	S	4	1	3	0.0	0.0	1	0	0	0	0	0	0	0	0	0
Nov 25	@ Jax	L	S	7	6	1	1.0	10.0	0	0	0	0	0	0	0	0	0	0
Dec 2	Hou	L	S	8	3	5	0.0	0.0	0	0	0	0	0	0	1	0	0	0
Dec 9	@ Ind	L	S	4	1	3	0.0	0.0	0	0	0	0	0	0	0	0	0	0
Dec 17	NYJ	W	S	7	2	5	0.0	0.0	0	0	0	0	0	0	0	0	0	0
Dec 23	@ GB	L	S	6	3	3	0.0	0.0	0	0	0	0	0	0	0	0	0	0
Dec 30	Jax	W	S	5	3	2	1.0	6.0	2	1	0	0	0	0	0	0	0	0
<b>Totals</b>				<b>6-10</b>	<b>16/16</b>	<b>80</b>	<b>38</b>	<b>42</b>	<b>3.0</b>	<b>31.0</b>	<b>3</b>	<b>6</b>	<b>0</b>	<b>0</b>	<b>0</b>	<b>2</b>	<b>0</b>	<b>0</b>

#### 2013 Tennessee Titans

Date	Opp	W/L	P/S	Tot	Solo	Asst	Sk	- Yds	QBP	TFL	Int	- Yds	-TD	PD	FF	FR	- Yds	SpT
Sept 8	@ Pit	W	S	4	2	2	2.0	14.0	1	0	0	0	0	0	0	0	0	0
Sept 15	@ Hou	L	S	6	4	2	0.0	0.0	0	0	0	0	0	1	0	0	0	0
Sept 22	SD	W	S	4	3	1	0.0	0.0	1	0	0	0	0	1	0	0	0	0
Sept 29	NYJ	W	S	5	4	1	1.0	1.0	1	0	0	0	0	0	0	0	0	0
Oct 6	KC	L	S	4	3	1	0.0	0.0	0	0	0	0	0	0	0	0	0	0
Oct 13	@ Sea	L	p	7	3	4	0.0	0.0	0	0	0	0	0	0	0	0	0	0
Oct 20	SF	L	S	4	3	1	1.0	2.0	2	0	0	0	0	0	0	0	0	0
Nov 3	@ StL	W	S	10	5	5	2.0	7.0	1	0	0	0	0	1	0	0	0	0
Nov 10	Jax	L	S	8	6	2	1.0	8.0	0	1	0	0	0	0	0	0	0	0
Nov 14	Ind	L	S	4	2	2	0.0	0.0	1	0	0	0	0	1	0	0	0	0
Nov 24	@ Oak	W	S	7	0	7	0.0	0.0	0	0	0	0	0	0	0	1	0	0
Dec 1	@ Ind	L	S	9	6	3	2.0	17.0	2	1	0	0	0	0	0	0	0	0
Dec 8	@ Den	L	S	2	1	1	0.0	0.0	0	0	0	0	0	0	0	0	0	0
Dec 15	Ari	L	S	10	6	4	1.5	11.5	1	1	0	0	0	0	0	0	0	0
Dec 22	@ Jax	W	S	6	1	5	0.0	0.0	0	0	0	0	0	0	0	0	0	0
Dec 29	Hou	W	IA															
<b>Totals</b>				<b>7-9</b>	<b>15/14</b>	<b>90</b>	<b>49</b>	<b>41</b>	<b>10.5</b>	<b>60.5</b>	<b>10</b>	<b>3</b>	<b>0</b>	<b>0</b>	<b>0</b>	<b>3</b>	<b>1</b>	<b>0</b>

#### 2014 Tennessee Titans

Date	Opp	W/L	P/S	Tot	Solo	Asst	Sk	- Yds	QBP	TFL	Int	- Yds	-TD	PD	FF	FR	- Yds	SpT
Sept 7	@ KC	W	S	4	2	2	0.0	0.0	4	1	0	0	0	0	0	0	0	0
Sept 14	Dal	L	S	3	2	1	2.0	20.0	0	0	0	0	0	0	0	0	0	0
Sept 21	@ Cin	L	S	7	4	3	0.0	0.0	1	0	0	0	0	0	0	0	0	0
Sept 28	@ Ind	L	S	4	3	1	0.0	0.0	3	0	0	0	0	0	0	0	0	0
Oct 5	Cle	L	S	2	1	1	0.0	0.0	1	0	0	0	0	0	0	0	0	0
Oct 12	Jax	W	S	8	6	2	2.0	13.0	1	2	0	0	0	0	0	0	0	0
Oct 19	@ Was	L	S	7	4	3	0.0	0.0	1	0	0	0	0	0	0	0	0	0
Oct 26	Hou	L	S	7	6	1	0.0	0.0	4	0	0	0	0	0	0	0	0	0
Nov 9	@ Bal	L	S	6	5	1	0.0	0.0	1	0	0	0	0	0	0	0	0	0
Nov 17	Pit	L	S	9	6	3	0.0	0.0	1	1	0	0	0	0	0	0	0	0
Nov 23	@ Phi	L	S	6	4	2	1.0	7.0	1	2	0	0	0	0	0	0	0	0
Nov 30	@ Hou	L	S	7	5	2	0.0	0.0	0	3	0	0	0	0	0	0	0	0
Dec 7	NYG	L	S	4	3	1	0.0	0.0	4	1	0	0	0	0	0	0	0	0
Dec 14	NYJ	L	S	5	3	2	0.0	0.0	2	2	0	0	0	1	0	0	0	0
Dec 18	@ Jax	L	S	4	1	3	0.0	0.0	1	0	0	0	0	0	0	0	0	0
Dec 28	Ind	L	S	3	3	0	0.0	0.0	2	1	0	0	0	0	0	0	0	0
<b>Totals</b>				<b>2-14</b>	<b>16/16</b>	<b>86</b>	<b>58</b>	<b>28</b>	<b>5.0</b>	<b>40.0</b>	<b>27</b>	<b>13</b>	<b>0</b>	<b>0</b>	<b>0</b>	<b>1</b>	<b>0</b>	<b>0</b>

## JURRELL CASEY'S NFL STATISTICS

#### REGULAR SEASON

Year	Team	GP	GS	Tot	Solo	Asst	Sk	Yds	QBP	TFL	No	Yds	Lg	TD	PD	FF	FR	Yds	SpT
2011	Tennessee	16	15	74	41	33	2.5	15.5	9	5	0	0	0	0	1	1	1	0	0
2012	Tennessee	16	16	80	38	42	3.0	31.0	3	6	0	0	0	0	0	2	0	0	0
2013	Tennessee	15	14	90	49	41	10.5	60.5	10	3	0	0	0	0	3	1	1	0	0
2014	Tennessee	16	16	86	58	28	5.0	40.0	27	13	0	0	0	0	1	0	0	0	0
NFL Totals		63	61	330	186	144	21.0	147.0	49	27	0	0	0	0	5	4	2	0	0

#### Single-Game Highs


Tackles - 10 (Twice, last vs. Arizona 12/15/13)  
 Sacks - 2 (Five times, last vs. Jacksonville 10/12/14)  
 Tackles for Loss - 3 at Houston (11/30/14)

Quarterback Pressures - 4 (Three times, last vs. N.Y. Giants 12/7/14)

Forced Fumble - 1 (Four times, last at St. Louis 11/3/13)

Fumble Recovery - 1 (Twice, last at Oakland 11/24/13)

# 86



## CHASE COFFMAN

TIGHT END • 6'6" • 250 lbs • COLLEGE: MISSOURI

ACQUIRED: FREE AGENT - 2014 • NFL EXP. (NFL/TITANS): 5/1

HOMETOWN: PECULIAR, MO.

GAMES PLAYED/GAMES STARTED: 35/3 (PLAYOFFS: 2/0)



**PRO:** The Titans originally signed Chase Coffman as a free agent on Aug. 6, 2014 to provide depth and competition at the tight end spot. Coffman was released by the team on the final roster cutdown, but was re-signed by the Titans on Sept. 23, 2014. The 6-foot-6-inch, 250-pounder was originally a third-round draft choice of the Cincinnati Bengals in 2009. Prior to arriving in Tennessee, the University of Missouri product spent time with the Bengals, Tampa Bay Buccaneers and Atlanta Falcons.

### TITANS TIDBITS:

- Coffman's father, Paul, played tight end at Kansas State and later for the Green Bay Packers (1978-85) and Kansas City Chiefs (1986-87).

### CAREER TRANSACTIONS:

- The Peculiar, Mo., native was originally selected by the Cincinnati Bengals in the third round (98th overall) of the 2009 NFL Draft.
- Released by the Bengals on Sept. 4, 2010 and signed to the team's practice squad a day later.
- Signed by the Bengals to their active roster from the practice squad on Nov. 9, 2010.
- Released by the Bengals on Sept. 4, 2011 and signed to the team's practice squad a day later.
- Signed by the Tampa Bay Buccaneers as a free agent on Feb. 22, 2012 and released on Aug. 6, 2012.
- Signed by the Atlanta Falcons as a free agent on Aug. 11, 2012 and released two weeks later.
- Signed by the Falcons to their practice squad on Sept. 2, 2012.
- Signed by the Falcons to their active roster from the practice squad on Nov. 13, 2012.
- Signed by the Titans as a free agent on Aug. 6, 2014 and released on Aug. 30, 2014.
- Re-signed by the Titans as a free agent on Sept. 23, 2014.

### SEASON RECAPS:

- 2014 (13/3 - Tennessee):** Saw action in 13 games with three starts at tight end and caught career-high six passes for a career-best 64 yards with a touchdown. Made his first career NFL start at tight end against Jacksonville (10/12/14). Hauled in his first career touchdown reception from Zach Mettenberger against Pittsburgh (11/17/14).
- At Indianapolis (9/28), made his Titans debut as a reserve tight end and on special teams.
  - Against Cleveland (10/5), played as a reserve at tight end and caught two passes for 18 yards.
  - Against Jacksonville (10/12), made his first career start at tight end and contributed on special teams.
  - At Washington (10/19), played as a reserve at tight end.
  - Against Houston (10/26), saw action as a reserve at tight end and on special teams.
  - At Baltimore (11/9), saw significant action as a reserve tight end.
  - Against Pittsburgh (11/17), started at tight end and tied a career high with three receptions for a career-best 32 receiving yards and his first career touchdown. Extended the Titans' final touchdown drive with a 10-yard grab on third-and-six in the third quarter. Gave the Titans a 24-13 advantage with his first career touchdown, a leaping four-yard reception in the back of the end zone, on third-and-four with 3:42 left to play in the third quarter.
  - At Philadelphia (11/23), played as a reserve at tight end.
  - At Houston (11/30), saw limited action as a reserve tight end.
  - Against N.Y. Giants (12/7), played as a reserve at tight end and on special teams.
  - Against N.Y. Jets (12/14), saw action as a reserve at tight end and on

special teams.

- At Jacksonville (12/18), started at tight end and collected one reception for 14 yards.
- Against Indianapolis (12/28), played as a reserve at tight end.

**2013 (11/0 - Atlanta):** Played in 11 games as a reserve tight end. Was inactive for three games and did not play in three other contests.

**2012 (5/0, 2/0 - Atlanta):** Served as a member of the Falcons' practice squad for the first 10 weeks of the season. Saw action in five games and had one reception for 11 yards during the regular season. Also played in two playoff games.

- Against Seattle (1/13), made one reception for 16 yards in the NFC Divisional Playoff to help set up Atlanta's first touchdown.

**2011 (0/0 - Cincinnati):** Released by the Bengals on Sept. 4 and signed to the team's practice squad a day later. Spent the entire season in that capacity.

**2010 (6/0 - Cincinnati):** Appeared in six games as a reserve tight end and snared three catches for 30 yards with a long reception of 14 yards. Served as a member of the Bengals' practice squad for the first eight weeks of the season before being signed to the active roster in Week 9.

- At Indianapolis (11/14), made his NFL debut as a reserve tight end.

**2009 (0/0 - Cincinnati):** Made season-opening roster, and was inactive for the first 12 games of the season. Placed on injured reserve on Dec. 9 because of developing aggravation from bone spurs in left ankle.

### COLLEGE:

- Played 50 games over four seasons (2005-08) at Missouri. In addition to his NCAA tight end-record of 247 catches, he posted second-most career yards by a tight end (2,659 yards). His 30 career touchdowns also were second-most by a tight end. Helped lead Tigers to 37-16 record during his career, including 22-6 over his last two seasons. Played in four bowl games, with the Tigers winning three.
- As a senior (2008), in addition to his Mackey Award, he was named Mizzou's Most Valuable Player. His 90 receptions produced 987 yards and 10 touchdowns. Played his first season as a full-time starter, after sharing time during his first three campaigns. As a blocker, credited with 55 knockdowns and five touchdown-producing blocks.
- As a junior (2007), earned second-team All-Big 12 honors while catching 52 passes for 531 yards with seven touchdowns. Helped lead team to 12-2 record, including 38-7 Cotton Bowl rout of Arkansas.
- As a sophomore (2006), hauled in 58 receptions for 638 yards with nine touchdowns, earning first-team All-Big 12 from *Associated Press*. Made his first career pass attempt in Sun Bowl vs. Oregon State, completing it for 29-yard touchdowns. Credited with 84 knockdown blocks and 10 touchdown-producing blocks, winning team's Hammer Award for blocking.
- As a freshman (2005), played in 12 games as a freshman, and his 47 catches tied him with teammate Martin Rucker for conference receiving lead among tight ends. Named a Freshman All-American by *College Football News*.
- Graduated with a degree in business from Missouri, and was an All-Academic Big 12 football selection.

### PERSONAL:

- Attended Raymore-Peculiar High School, where he earned first-team all-state honors for three seasons and led club to 13-0 record and state title

season as a senior.

- Named his Conference Player of the Year as a senior, when he scored 16 touchdowns on 41 catches for 886 receiving yards while teaming with his younger brother, Carson, who was team's starting quarterback.
- Also earned three prep letters in basketball, and was first-team all-conference as a junior.
- Born Chase Allen Coffman on Nov. 10, 1986 in Lee's Summit, Mo.

## CHASE COFFMAN'S TITANS GAME-BY-GAME

2014 Tennessee Titans					RECEIVING									
Date	Opp.	W/L	P/S	No	Yds	Avg	Lg	TD						
Sept 28	@ Ind	L	p	0	0	-	0	0	Nov 17	Pit	L	S	3	32
Oct 5	Cle	L	p	2	18	9.0	9	0	Nov 23	@ Phi	L	p	0	0
Oct 12	Jax	W	S	0	0	-	0	0	Nov 30	@ Hou	L	p	0	0
Oct 19	@ Was	L	p	0	0	-	0	0	Dec 7	NYG	L	p	0	0
Oct 26	Hou	L	p	0	0	-	0	0	Dec 14	NYJ	L	p	0	0
Nov 9	@ Bal	L	p	0	0	-	0	0	Dec 18	@ Jax	L	S	1	14
									Dec 28	Ind	L	p	0	0
									Totals				6	64
													10.7	18
													1	1

## CHASE COFFMAN'S NFL STATISTICS

REGULAR SEASON				RECEIVING					RUSHING				
Year	Team	GP	GS	No	Yds	Avg	Lg	TD	Att	Yds	Avg	Lg	TD
2009	Cincinnati	0	0	0	0	-	0	0	0	0	-	0	0
2010	Cincinnati	6	0	3	30	10.0	14	0	0	0	-	0	0
2011	Cincinnati	0	0										
2012	Atlanta	5	0	1	12	12.0	12	0	0	0	-	0	0
2013	Atlanta	11	0	0	0	-	0	0	0	0	-	0	0
2014	Tennessee	13	3	6	64	10.7	18	1	0	0	-	0	0
NFL Totals		35	3	10	106	10.6	18	1	0	0	-	0	0

POSTSEASON				RECEIVING					RUSHING				
Year	Team	GP	GS	No	Yds	Avg	Lg	TD	Att	Yds	Avg	Lg	TD
2012	Atlanta	2	0	1	16	16.0	16	0	0	0	-	0	0
Playoff Totals		2	0	1	16	16.0	16	0	0	0	-	0	0

### Single-Game Highs

Receptions - **3** (Twice, last vs. Pittsburgh 11/17/14)  
 Receiving Yards - **32** vs. Pittsburgh (11/17/14)  
 Long Reception - **18** vs. Pittsburgh (11/17/14)  
 Receiving Touchdowns - **1** vs. Pittsburgh (11/17/14)

### Playoff Single-Game Highs

Receptions - 1 vs. Seattle (1/13/13)  
 Receiving Yards - 16 vs. Seattle (1/13/13)  
 Long Reception - 16 vs. Seattle (1/13/13)



# 17



## KRIS DURHAM

WIDE RECEIVER • 6'6" • 216 lbs • COLLEGE: GEORGIA  
 ACQUIRED: WAIVERS (DET) - 2014 • NFL EXP. (NFL/TITANS): 3/1  
 HOMETOWN: CALHOUN, GA.  
 GAMES PLAYED/GAMES STARTED: 27/16 (PLAYOFFS: 0/0)



**PRO:** The Titans claimed wide receiver Kris Durham off waivers from the Detroit Lions prior to the start of the 2014 regular season. The 6-foot-6-inch, 216-pounder is a big, athletic target that displays great hands and the ability to stretch the field. The former Georgia product was originally drafted by the Seattle Seahawks in the fourth round of the 2011 NFL Draft. Prior to arriving in Tennessee, Durham spent the previous two seasons as a member of the Detroit Lions.

### CAREER HIGHLIGHTS:

- In 2013, Durham played in all 16 games with 13 starts for the Lions and notched career-highs with 38 receptions for 490 yards and two touchdowns.

### TITANS TIDBITS:

- Durham spent the past couple of offseasons working out in Georgia with current Titans quarterback Charlie Whitehurst.
- Durham is the brother-in-law of former Cleveland Indians and Kansas City Royals pitcher Blake Wood.

### CAREER TRANSACTIONS:

- The Calhoun, Ga., native was selected by the Seattle Seahawks in the fourth round (107th overall) of the 2011 NFL Draft.
- Waived by Seahawks on Aug. 31, 2012.
- Signed by the Detroit Lions to the practice squad on Sept. 2, 2012.
- Signed by the Lions to the active roster from the practice squad on Dec. 4, 2012.
- Waived by the Lions on Aug. 30, 2014.
- Claimed by the Titans off waivers from the Lions on Aug. 31, 2014.

### SEASON RECAPS:

**2014 (4/0 - Tennessee):** Played in four games as a reserve wide receiver and caught six passes for 54 yards. Was inactive for 10 contests and did not play in two games.

- At Kansas City (9/7), was inactive.
- Against Dallas (9/14), was inactive.
- At Cincinnati (9/21), was inactive.
- At Indianapolis (9/28), was inactive.
- Against Cleveland (10/5), was inactive.
- Against Jacksonville (10/12), dressed but did not play.
- At Washington (10/19), dressed but did not play.
- Against Houston (10/26), was inactive.
- At Baltimore (11/9), was inactive.
- Against Pittsburgh (11/17), was inactive.
- At Philadelphia (11/23), was inactive.
- At Houston (11/30), was inactive.
- Against N.Y. Giants (12/7), made his Titans debut as a reserve wide receiver and hauled in three receptions for 30 yards.
- Against N.Y. Jets (12/14), played as a reserve at wide receiver and grabbed one reception for 14 yards. Kept the Titans' second scoring drive alive with a 14-yard reception on third-and-13 in the third quarter.
- At Jacksonville (12/18), saw action as a reserve at wide receiver and caught two passes for 10 yards.
- Against Indianapolis (12/28), played as a reserve at wide receiver.

**2013 (16/13 - Detroit):** Played in all 16 games with 13 starts, tallying 38 receptions for 490 yards (12.2 avg) and two touchdowns.

- Against Chicago (9/29), started his second consecutive game and led the team in receiving yards with 58 on three catches.
- At Green Bay (10/6), recorded three receptions for 30 yards, including the Lions' only touchdown.

- At Cleveland (10/13), posted career-highs with eight receptions and 83 receiving yards.

- Against Dallas (10/27), caught four passes for 54 yards. On his last catch of the game, a career-long 40-yard reception, he set up the Lions on Dallas' 23-yard line for the eventual game-winning touchdown run by Matthew Stafford.

- At Chicago (11/10), scored on a five-yard touchdown pass on the Lions' first offensive drive.

- Against Green Bay (11/28), recorded three receptions for 68 yards, his longest for 36 yards.

**2012 (4/3 - Detroit):** Promoted from the Seahawks' practice squad in Week 14 and caught eight passes for 125 yards and one touchdown in the season's final four games.

- At Green Bay (12/9), earned his first-career start and had four catches for 54 yards, including a sensational one-handed catch early in the second quarter that helped set up a Matthew Stafford touchdown run two plays later.

- At Arizona (12/16), started in his second-consecutive game, catching one pass for 14 yards.

- Against Atlanta (12/22), posted two catches for 32 yards, his longest going for 18 yards.

- Against Chicago (12/30), caught his first-career touchdown pass, his only catch of the day, on a 25-yard strike from Matthew Stafford.

**2011 (3/0 - Seattle):** Played in three games as a reserve wide receiver and collected three receptions for 30 yards. Was inactive for five games. Was placed on injured reserve with a shoulder injury on Nov. 11, 2011.

- At Pittsburgh (9/18), totaled three receptions for 30 yards.

### COLLEGE:

- Saw action in 47 career games with 15 starts at Georgia and registered 64 catches for 1,109 yards and four touchdowns.

- Played in 11 games with eight starts as a redshirt senior, grabbing 32 receptions for 659 yards and three touchdowns. Led Bulldogs in receiving five times, including 112 yards on four catches against Vanderbilt. The 112 receiving yards marked a career high.

- Appeared in 10 games with four starts as a junior and recorded 13 catches for 199 yards and one touchdown.

- Played in 13 games, making one start, as a sophomore and posted 11 receptions for 169 yards.

- Appeared in all 13 games with two starts as a freshman and caught eight passes for 82 yards.

- Majored in Middle School Education at Georgia.

### PERSONAL:

- Attended Calhoun (Ga.) High School where he totaled 55 catches for 1,062 yards and 14 touchdowns during his senior year with an average of 19.3 yards per reception. Returned nine punts for 87 yards and returned nine kickoffs for 248 yards and one touchdown. On defense, recorded 39 tackles and seven interceptions.

- Made Atlanta Journal-Constitution 2005 Best in Georgia and Class AA All-State Team, Georgia Sportswriters Association 2005 AA All-State Team and Class AA Defensive Player of the Year.

- Also played basketball and averaged 12 points and nine rebounds a game his junior season.

- State runner-up in 4x400 relay and state qualifier in high jump, 110 hurdles, 300 hurdles, and 4x100 relay.

- Born Kristopher Michael Durham on March 17, 1988 in Rome, Ga.

## KRIS DURHAM'S TITANS GAME-BY-GAME

### 2011 Seattle Seahawks

		RECEIVING						
Date	Opp.	W/L	P/S	No	Yds	Avg	Lg	TD
Sept 18	@ Pit	L	p	3	30	10	12	0
Oct 9	@ NYG	W	p	0	0	-	-	0
Oct 30	Cin	L	p	0	0	-	-	0
<b>Totals</b>		<b>1-2</b>	<b>3/0</b>	<b>3</b>	<b>30</b>	<b>10</b>	<b>12</b>	<b>0</b>

### 2012 Detroit Lions

		RECEIVING						
Date	Opp.	W/L	P/S	No	Yds	Avg	Lg	TD
Dec 9	@ GB	L	S	4	54	13.5	27	0
Dec 16	@ Ari	L	S	1	14	14	14	0
Dec 22	Atl	L	p	2	32	16	18	0
Dec 30	Chi	L	S	1	25	25	25t	1
<b>Totals</b>		<b>0-4</b>	<b>4/3</b>	<b>8</b>	<b>125</b>	<b>15.6</b>	<b>27</b>	<b>1</b>

### 2013 Detroit Lions

		RECEIVING						
Date	Opp.	W/L	P/S	No	Yds	Avg	Lg	TD
Sept 8	Min	W	p	1	11	11	11	0
Sept 15	@ Ari	L	p	0	0	-	-	0
Sept 22	@ Was	W	S	1	33	33	33	0
Sept 29	Chi	W	S	3	58	19.3	24	0
Oct 6	@ GB	L	S	3	30	10	13t	1
Oct 13	@ Cle	W	p	8	83	10.4	24	0
Oct 20	Cin	L	S	5	41	8.2	14	0
Oct 27	Dal	W	S	4	54	13.5	40	0
Nov 10	@ Chi	W	S	1	5	5	5t	1
Nov 17	@ Pit	L	S	3	42	14	25	0

Nov 24	TB	L	S	3	46	15.3	19	0
Nov 28	GB	W	S	3	68	22.7	36	0
Dec 8	@ Phi	L	S	0	0	-	-	0
Dec 16	Bal	L	S	1	5	5	5	0
Dec 22	NYG	L	S	2	14	7	8	0
Dec 29	@ Min	L	S	0	0	-	-	0
<b>Totals</b>		<b>7-9</b>	<b>16/13</b>	<b>38</b>	<b>490</b>	<b>12.9</b>	<b>40</b>	<b>2</b>

### 2014 Tennessee Titans

		RECEIVING						
Date	Opp.	W/L	P/S	No	Yds	Avg	Lg	TD
Sept 7	@ KC	W	IA					
Sept 14	Dal	L	IA					
Sept 21	@ Cin	L	IA					
Sept 28	@ Ind	L	IA					
Oct 5	Cle	L	IA					
Oct 12	Jax	W	DNP					
Oct 19	@ Was	L	DNP					
Oct 26	Hou	L	IA					
Nov 9	@ Bal	L	IA					
Nov 17	Pit	L	IA					
Nov 23	@ Phi	L	IA					
Nov 30	@ Hou	L	IA					
Dec 7	NYG	L	p	3	30	10.0	12	0
Dec 14	NYJ	L	p	1	14	14.0	14	0
Dec 18	@ Jax	L	p	2	10	5.0	9	0
Dec 28	Ind	L	p	0	0	-	0	0
<b>Totals</b>		<b>2-14</b>	<b>4/0</b>	<b>6</b>	<b>54</b>	<b>9.0</b>	<b>14</b>	<b>0</b>

## KRIS DURHAM'S NFL STATISTICS

### REGULAR SEASON

		RECEIVING							RUSHING				
Year	Team	GP	GS	No	Yds	Avg	Lg	TD	Att	Yds	Avg	Lg	TD
2011	Seattle	3	0	3	30	10.0	12	0	0	0	-	0	0
2012	Detroit	4	3	8	125	15.6	27	1	0	0	-	0	0
2013	Detroit	16	13	38	490	12.9	40	2	0	0	-	0	0
2014	Tennessee	4	0	6	54	9.0	14	0	0	0	-	0	0
<b>NFL Totals</b>		<b>27</b>	<b>16</b>	<b>55</b>	<b>699</b>	<b>12.7</b>	<b>40</b>	<b>3</b>	<b>0</b>	<b>0</b>	<b>0.0</b>	<b>0</b>	<b>0</b>

### Single-Game Highs

Receptions - 8 at Cleveland (10/13/13)

Receiving Yards - 83 at Cleveland (10/13/13)

Long Reception - 40 vs. Dallas (10/27/13)

Touchdowns - 1 (Three times, last at Chicago 11/10/13)

50



## ZAVIAR GOODEN

LINEBACKER • 6'1" • 231 lbs • COLLEGE: MISSOURI  
ACQUIRED: 3RD ROUND - 2013 • NFL EXP. (NFL/TITANS): 2/2  
HOMETOWN: PFLUGERVILLE, TEXAS  
GAMES PLAYED/GAMES STARTED: 24/3 (PLAYOFFS: 0/0)



**PRO:** The Titans acquired former Missouri Tigers linebacker Zaviar Gooden in the third round of the 2013 NFL Draft. Gooden's tremendous speed—his 4.47-second 40-yard dash was the fastest among linebackers at the 2013 NFL Combine—gives him an advantage in chasing ball carriers and receivers from sideline to sideline. Gooden shifts to inside linebacker in the Titans' new defensive alignment and will continue to make an impact on special teams coverage units.

### CAREER HIGHLIGHTS:

- In 2013, Gooden posted seven tackles on defense and seven stops on special teams in his first NFL campaign.
- As a senior at Missouri, Gooden was named a team captain and registered 61 tackles, two fumble recoveries and an interception for a touchdown.
- As a sophomore, Gooden set career highs in tackles (85), tackles for loss (7.5), passes defended (five) and sacks (three).
- Gooden's fourth-quarter interception on Oct. 23, 2010 helped seal a victory against the third-ranked Oklahoma Sooners.

### TITANS TIDBITS:

- At the 2013 NFL Scouting Combine, Gooden showed his speed and athleticism by posting a 4.47-second 40-yard dash, the top time among his class of linebackers. When the Titans drafted him, it marked the second time in as many years they selected the fastest linebacker available in the draft. Their 2012 second-rounder, Zach Brown, led his group with a 4.44-second 40-yard dash.
- His father, Maury, who works for UPS in Pflugerville, Texas, took a second job to afford the trips to Missouri to watch his son play.
- Gooden began his career at Missouri as a safety. Initially reluctant to switch, he moved to linebacker after his 2008 redshirt season and by 2010 was thriving as a 13-game starter.

### CAREER TRANSACTIONS:

- The Pflugerville, Texas, native was selected by the Titans in the third round (97th overall) of the 2013 NFL Draft.

### SEASON RECAPS:

**2014 (15/2):** Saw action in 15 games with two starts at linebacker. Registered a career-high 24 tackles, a quarterback pressure and a tackle for loss on defense. Collected eight special teams tackles on coverage units. Was inactive for one contest. Led or tied for the team lead in special teams tackles three times in 2014 (at BAL, vs. PIT, vs. NYG).

- At Kansas City (9/7), saw significant action as a reserve linebacker after Zach Brown left the game early in the first quarter with an injury. Collected four solo tackles. Stuffed Jamaal Charles for a two-yard loss on a short pass in the second quarter.
- Against Dallas (9/14), played as a reserve at linebacker as the team opened the game in a dime package and tied a career-high with six tackles, including a stop for loss. Stonewalled Lance Dunbar for a one-yard loss on a rush off right end in the first quarter.
- At Cincinnati (9/21), started at linebacker and posted five tackles.
- At Indianapolis (9/28), started at linebacker and amassed a career-tying high six tackles.
- Against Cleveland (10/5), played as a reserve at linebacker and registered two tackles and a quarterback pressure.
- Against Jacksonville (10/12), saw action as a reserve on special teams.
- At Washington (10/19), played as a reserve on special teams.
- Against Houston (10/26), saw action as a reserve on special teams and limited action at linebacker.

- At Baltimore (11/9), led the team with three special teams tackles on coverage units.
- Against Pittsburgh (11/17), tied for the team lead with two special teams stops.
- At Philadelphia (11/23), saw action as a reserve at linebacker and amassed a solo stop. Posted a special teams stop on coverage units.
- At Houston (11/30), played as a reserve at linebacker and on special teams.
- Against N.Y. Giants (12/7), led the team with two special teams tackles.
- Against N.Y. Jets (12/14), saw action as a reserve on special teams.
- At Jacksonville (12/18), was inactive.
- Against Indianapolis (12/28), played as a reserve on special teams.

**2013 (9/1):** As a rookie, played in nine games with one start at linebacker. Collected seven tackles on defense and seven stops on special teams. Was inactive for seven games. Led or tied for the team lead in special teams tackles twice in 2013 (at STL, at DEN).

- Against N.Y. Jets (9/29), made his NFL debut as a reserve on special teams.
- Against Kansas City (10/6), recorded a special teams tackle on coverage units.
- At St. Louis (11/3), tied for the team lead with two special teams tackles on coverage units. Stonewalled Tavon Austin for a five-yard loss on a punt return in the first quarter.
- At Oakland (11/24), posted a special teams tackle on coverage units.
- At Denver (12/8), made his first career NFL start and totaled a solo tackle on defense. Tied for the team lead with two special teams stops.
- Against Arizona (12/15), saw significant action as a reserve at linebacker and compiled a career-high six tackles. Notched a special teams tackle.

### COLLEGE:

- Played in 49 games at Missouri, including 36 starts at weakside outside linebacker. Recorded 256 tackles with four sacks, 20.5 stops for losses, 11 passes defended, five interceptions, two forced fumbles, five fumble recoveries and a blocked kick.
- As a senior (2012), served as a team captain in his final season. Started 10 games at outside linebacker and finished seventh on the team with 61 tackles (36 solos). He added four tackles for loss, two fumble recoveries and an interception for a touchdown.
- As a junior (2011), started all 13 games, ranking third on the squad with 80 tackles (54 solos), adding a three-yard sack and six stops for losses of 23 yards. Batted away four passes and intercepted two others.
- As a sophomore (2010), led the team with 85 tackles (50 solos) in his first year as a starter. Delivered three sacks and 7.5 stops behind the line of scrimmage. Also caused a fumble and recovered two others. Gained 10 yards on two interceptions and deflected five additional passes. Named All-Big 12 Conference honorable mention by the league's coaches after the season.
- As a redshirt freshman (2009), received first-team Academic All-Big 12 Conference honors. Appeared in all 13 games as a reserve, finishing with 30 tackles (27 solos), including three tackles for loss. Recovered and caused a fumble and also deflected a pass.
- Redshirted as a safety in 2008.
- Graduated in December 2012 with a degree in business management from Missouri.

### PERSONAL:

- Single, and resides in Pflugerville, Texas.
- Attended Pflugerville (Texas) High School, where as a senior he rushed

for 1,128 yards and nine touchdowns, intercepted a pair of passes, and had a fumble recovery while guiding the team to a 12-4 record and a second-place finish in the Class 5A ranks. Selected the district's 2007 All-Purpose Player of the Year. Rivals.com rated him the 32nd-best safety in the nation and regarded him as the 56th-best player in the state of Texas.

- As a high school junior, started on both sides of the ball. The All-District first-team safety posted 61 tackles with two interceptions. Also named second-team All-District as a running back with 800 yards and 10 touchdowns on the ground.
- Earned a starting job on defense as a sophomore, responding with 50 tackles, two interceptions and a forced fumble.
- Also spent four years on the track team in high school, competing in the 200-meter, long jump, 4x100 relay and 4x400 relay.
- Enjoys bow bunting and playing dominoes.
- Aspires to do mission work in Senegal.

- List of favorites: (movie) "Remember the Titans"; (TV show) "The Fresh Prince of Bel-Air"; (actor) Martin Lawrence; (music artists) The Temptations; (school subject) math; (car) Bugatti ; (books) "The Art of War" by Sun Tzu and the Bible; (video game) NCAA Football; (food) soul food; and (athlete as a child) Barry Sanders.
- Born Zaviar Raynal Gooden on Aug. 31,1990 in Austin, Texas.

## ZAVIAR GOODEN'S GAME-BY-GAME

### 2013 Tennessee Titans

Date	Opp	W/L	P/S	Tot	Solo	Asst	Sk	- Yds	QBP	TFL	Int-	Yds	-TD	PD	FF	FR	- Yds	SpT
Sept 8	@ Pit	W	IA															
Sept 15	@ Hou	L	IA															
Sept 22	SD	W	IA															
Sept 29	NYJ	W	p	0	0	0	0.0	0.0	0	0	0	0	0	0	0	0	0	0
Oct 6	KC	L	p	0	0	0	0.0	0.0	0	0	0	0	0	0	0	0	0	1
Oct 13	@ Sea	L	IA															
Oct 20	SF	L	IA															
Nov 3	@ StL	W	p	0	0	0	0.0	0.0	0	0	0	0	0	0	0	0	0	2
Nov 10	Jax	L	p	0	0	0	0.0	0.0	0	0	0	0	0	0	0	0	0	0
Nov 14	Ind	L	IA															
Nov 24	@ Oak	W	p	0	0	0	0.0	0.0	0	0	0	0	0	0	0	0	0	1
Dec 1	@ Ind	L	p	0	0	0	0.0	0.0	0	0	0	0	0	0	0	0	0	0
Dec 8	@ Den	L	S	1	1	0	0.0	0.0	0	0	0	0	0	0	0	0	0	2
Dec 15	Ari	L	p	6	3	3	0.0	0.0	0	0	0	0	0	0	0	0	0	1
Dec 22	@ Jax	W	IA															
Dec 29	Hou	W	p	0	0	0	0.0	0.0	0	0	0	0	0	0	0	0	0	0
<b>Totals</b>		<b>7-9</b>	<b>9/1</b>	<b>7</b>	<b>4</b>	<b>3</b>	<b>0.0</b>	<b>0.0</b>	<b>0</b>	<b>0</b>	<b>0</b>	<b>0</b>	<b>0</b>	<b>0</b>	<b>0</b>	<b>0</b>	<b>0</b>	<b>7</b>

### 2014 Tennessee Titans

Date	Opp	W/L	P/S	Tot	Solo	Asst	Sk	- Yds	QBP	TFL	Int-	Yds	-TD	PD	FF	FR	- Yds	SpT
Sept 7	@ KC	W	p	4	4	0	0.0	0.0	0	0	0	0	0	0	0	0	0	0
Sept 14	Dal	L	p	6	5	1	0.0	0.0	0	1	0	0	0	0	0	0	0	0
Sept 21	@ Cin	L	S	5	1	4	0.0	0.0	0	0	0	0	0	0	0	0	0	0
Sept 28	@ Ind	L	S	6	2	4	0.0	0.0	0	0	0	0	0	0	0	0	0	0
Oct 5	Cle	L	p	2	2	0	0.0	0.0	1	0	0	0	0	0	0	0	0	0
Oct 12	Jax	W	p	0	0	0	0.0	0.0	0	0	0	0	0	0	0	0	0	0
Oct 19	@ Was	L	p	0	0	0	0.0	0.0	0	0	0	0	0	0	0	0	0	0
Oct 26	Hou	L	p	0	0	0	0.0	0.0	0	0	0	0	0	0	0	0	0	0
Nov 9	@ Bal	L	p	0	0	0	0.0	0.0	0	0	0	0	0	0	0	0	0	3
Nov 17	Pit	L	p	0	0	0	0.0	0.0	0	0	0	0	0	0	0	0	0	2
Nov 23	@ Phi	L	p	1	1	0	0.0	0.0	0	0	0	0	0	0	0	0	0	1
Nov 30	@ Hou	L	p	0	0	0	0.0	0.0	0	0	0	0	0	0	0	0	0	0
Dec 7	NYG	L	p	0	0	0	0.0	0.0	0	0	0	0	0	0	0	0	0	2
Dec 14	NYJ	L	p	0	0	0	0.0	0.0	0	0	0	0	0	0	0	0	0	0
Dec 18	@ Jax	L	IA															
Dec 28	Ind	L	p	0	0	0	0.0	0.0	0	0	0	0	0	0	0	0	0	0
<b>Totals</b>		<b>2-14</b>	<b>15/2</b>	<b>24</b>	<b>15</b>	<b>9</b>	<b>0.0</b>	<b>0.0</b>	<b>1</b>	<b>1</b>	<b>0</b>	<b>0</b>	<b>0</b>	<b>0</b>	<b>0</b>	<b>0</b>	<b>0</b>	<b>7</b>

## ZAVIAR GOODEN'S NFL STATISTICS

### REGULAR SEASON

Year	Team	GP	GS	TACKLES							INTERCEPTIONS					FUMBLES			
				Tot	Solo	Asst	Sk	Yds	QBP	TFL	No	Yds	Lg	TD	PD	FF	FR	Yds	SpT
2013	Tennessee	9	1	7	4	3	0.0	0.0	0	0	0	0	0	0	0	0	0	0	7
2014	Tennessee	15	2	24	15	9	0.0	0.0	1	1	0	0	0	0	0	0	0	0	7
<b>NFL Totals</b>		<b>24</b>	<b>3</b>	<b>31</b>	<b>19</b>	<b>12</b>	<b>0.0</b>	<b>0.0</b>	<b>1</b>	<b>1</b>	<b>0</b>	<b>0</b>	<b>0</b>	<b>0</b>	<b>0</b>	<b>0</b>	<b>0</b>	<b>0</b>	<b>14</b>

### Single-Game Highs

Tackles - **6 (Three times, last at Indianapolis 9/28/14)**

Special Teams Tackles - **3 at Baltimore (11/9/14)**



23



## SHONN GREENE

RUNNING BACK • 5'11" • 233 lbs • COLLEGE: IOWA

ACQUIRED: UNRESTRICTED FREE AGENT (NYJ) - 2013

NFL EXP. (NFL/TITANS): 6/2 • HOMETOWN: SICKLERVILLE, N.J.

GAMES PLAYED/GAMES STARTED: 85/36 (PLAYOFFS: 6/0)



**PRO:** The Titans identified Shonn Greene in 2013 as a priority early in free agency to serve as a between-the-tackles rusher in the Titans' backfield. The 5-foot-11-inch, 233-pounder is a compact, powerful runner who now helps lead the team's talented and versatile stable of running backs. In his first season in Tennessee, he was limited by injuries but managed 295 yards and four touchdowns on 77 carries. The six-year veteran put up back-to-back 1,000-yard rushing seasons with the N.Y. Jets and scored 14 total touchdowns over his last two years (2011-2012) there. The former Iowa Hawkeye excels in short-yardage situations. When the Jets faced third-and-two or shorter in 2012, Greene gained first downs on an NFL-best 11 of 11 attempts and on second-and-two or shorter, he was 12 of 15.

### CAREER HIGHLIGHTS:

- In 2012, Greene set a career-high with 1,063 rushing yards, marking his second-consecutive season over 1,000 yards.
- In 2011, Greene started a career-high 15 games and registered the first 1,000-yard season of his career, carrying 253 times for 1,054 yards and six touchdowns.
- Greene scored three rushing touchdowns in his Jets postseason career, tying Curtis Martin and Freeman McNeil for the most in Jets history. His 502 rushing yards in the postseason rank behind only McNeil (632) and Martin (528) for most in Jets postseason history.
- Greene collected 263 rushing yards in his first two postseason games, the second-most rushing yards a rookie runner has ever amassed, trailing only Duane Thomas (Dallas), who posted 278 yards in his first two contests as a rookie in 1970.

### TITANS TIDBITS:

- Greene was raised by his grandmother, Cheryl Greene. He has a big heart with "Cheryl" tattooed in the middle of it on his neck.
- Greene took a job assembling furniture at McGregor's while taking classes at Kirkwood Community College in Iowa City.

### CAREER TRANSACTIONS:

- The Sicklerville, N.J., native was selected by the N.Y. Jets in the third round (65th overall) the 2009 NFL Draft.
- Signed by the Titans as an unrestricted free agent on March 14, 2013.

### SEASON RECAPS:

**2014 (13/5 - Tennessee):** Appeared in 13 games with five starts at running back and finished second on the team with 392 rushing yards on 94 carries with two touchdowns. Caught one pass for 13 yards. Was inactive for three games. Led the team in rushing four times in 2014 (at KC, vs. DAL, vs. NYJ, vs. IND).

- At Kansas City (9/7), played as a reserve at running back and led the team with 15 carries and 71 rushing yards. Kept the Titans' scoring drive alive with a three-yard run on third-and-one in the third quarter.
- Against Dallas (9/14), started at running back and carried the ball five times for 40 yards.
- At Cincinnati (9/21), started at running back and carried the ball 10 times for 33 yards with a touchdown. Rumbled for 20 yards on a rush off left end in the first quarter. Scored the Titans' only touchdown with a one-yard plunge with 6:09 left to play in the fourth quarter.
- At Indianapolis (9/28), started at running back and rushed three times for 10 yards.
- Against Cleveland (10/5), started at running back and carried the ball a team-high 11 times for 36 yards.
- Against Jacksonville (10/12), was inactive.

- At Washington (10/19), was inactive.
- Against Houston (10/26), started at running back and carried the ball once for one yard.
- At Baltimore (11/9), saw limited action as a reserve at running back and carried the ball four times for eight yards.
- Against Pittsburgh (11/17), played as a reserve at running back and carried the ball three times for six yards. Kept the Titans' final touchdown drive alive with a two-yard plunge on third-and-one in the third quarter.
- At Philadelphia (11/23), saw action as a reserve running back and carried the ball six times for 15 yards with a touchdown. Cut the Eagles lead to 20-14 with a two-yard touchdown run with 8:22 left to play in the second quarter.
- At Houston (11/30), saw action as a reserve at running back and carried the ball twice for no yards.
- Against N.Y. Giants (12/7), was inactive.
- Against N.Y. Jets (12/14), played as a reserve at running back and led the team with 50 rushing yards on 16 carries. Caught one pass for 13 yards.
- At Jacksonville (12/18), saw action as a reserve running back and rushed seven times for 28 yards. In the second quarter, he crossed the 4,000-yard rushing threshold for his six-year NFL career.
- Against Indianapolis (12/28), played as a reserve at running back and led the team with a season-high 94 rushing yards on 11 carries. Extended the Titans' second scoring drive with a career-long 52-yard rush on fourth-and-one in the third quarter.

**2013 (12/0 - Tennessee):** Saw action as a reserve running back in 11 games in his first season with the Titans, missing five contests due to injury. Carried the ball 77 times for 295 yards with four touchdowns. Caught six passes for 39 yards. Led or tied for the team lead in rushing yards twice in 2013 (at DEN, at JAX).

- At Pittsburgh (9/8), saw action as a reserve at running back in his Titans debut and carried the ball four times for 18 yards before leaving the game in the second quarter with an injury.
- At St. Louis (11/3), rushed nine times for 38 yards and a touchdown. Gave the Titans an early 7-0 lead with a five-yard touchdown plunge off left tackle with 11:53 left to play in the opening stanza. Hauled in a 28-yard reception out of the backfield on a third-and-one screen pass in the second quarter.
- Against Jacksonville (11/10), carried the ball nine times for 22 yards. Caught three passes for 10 yards. Kept the Titans' second scoring drive alive with a two-yard plunge on third-and-one in the third stanza.
- At Indianapolis (12/1), played as a reserve and carried the ball 10 times for 39 yards.
- At Denver (12/8), tied for the team lead with 46 rushing yards on nine carries with two touchdowns. Got the Titans on the scoreboard with a one-yard touchdown plunge in the first quarter. Extended the Titans' lead to 21-10 with a 28-yard touchdown jaunt off left tackle in the second quarter.
- At Jacksonville (12/22), led the team with 91 rushing yards on 19 carries with a touchdown. Extended the Titans' scoring drive in the second quarter with a four-yard run on fourth-and-one. Set up the Titans' first touchdown with a 29-yard rumble to the Jaguars' five-yard line in the third quarter. Cut the Jaguars' lead to 16-13 with a one-yard touchdown in the third quarter.

**2012 (16/14 - N.Y. Jets):** Rushed for a career-high 1,063 yards on 276 carries, breaking the 1,000 yard mark for the second-consecutive season. Established a new career best with eight rushing touchdowns. Hauled in 19 receptions for 151 yards.

- At Buffalo (9/9), carried a then career-high 27 times for 94 yards and a touchdown marking the most successful opening day game of his career.

In the second half, recorded 16 rushes for 52 allowing the Jets to run the clock out after having a 27-7 halftime lead.

- Against Indianapolis (10/14), posted career highs with 161 yards rushing and 32 carries and matched his career best with three rushing touchdowns. His 161 yards rushing were the most by a Jet since Thomas Jones ran for 210 yards against Buffalo (10/18/09).
- At New England (10/21), recorded a touchdown for the second-consecutive game and for the third-consecutive game in Foxborough. Finished with six receptions, one shy of his career best set at Oakland (09/25/11).
- Against Arizona (12/2), rushed for the second 100-yard game (104 yards) of the season, eighth of his career, as the Jets improved to 8-0 in games where he rushes for 100 yards or more.
- Against San Diego (12/23), set career-high for touchdowns in a season (8) when he scored on a pair of one-yard runs in the first quarter.

**2011 (16/15 – N.Y. Jets):** Established then career-highs in every offensive category as he earned the starting role at running back. Carried the ball 253 times for 1,054 yards and six touchdowns. Compiled a career-best 30 catches for 211 yards.

- At Oakland (9/25), made his third start of the season, establishing a career-best as he led the club in receptions for the first time, collecting seven passes for 47 yards. Combined for 106 total yards, his first game of 100-or-more total yards since he gained 117 yards on the ground at Buffalo (10/03/10).
- Against San Diego (10/23), recorded the first 100-yard rushing game of 2011, when he tallied 112 yards on 20 carries (5.6 avg.).
- At Washington (12/4), set a single-game high with three rushing touchdowns. It was his first multiple touchdown game in the regular season since his rookie season when he rushed for two scores at Oakland (10/25/09). Finished the game with 22 carries for 88 yards and the three rushing touchdowns, also registered three receptions for 26 yards.
- Against Kansas City (12/11), recorded his sixth touchdown and second 100-yard effort of the season when he rushed for 129 yards and a score on 24 carries (5.4 avg.) in the Jets 37-10 victory.

**2010 (15/2, 3/0 – N.Y. Jets):** Appeared in the first 15 games, starting the first two games of his career in the season's first two games. Rushed 185 times for 766 yards and two touchdowns. Hauled in 16 receptions for 120 yards. Played in all three postseason games, finishing with 198 yards on 45 carries (4.4 avg.) and one touchdown and caught one pass for nine yards. Was inactive for the season finale as he was rested for the postseason.

- Against Baltimore (9/13), made the first start of his career as he gained 18 yards on five carries. Added his first regular-season reception when he caught a Mark Sanchez pass for nine yards.
- At Buffalo (10/3), registered the second 100-yard rushing performance of his career in the regular season when he ran 22 times for 117 yards. Combined with LaDainian Tomlinson to become the first Jets running backs to both surpass 100 yards rushing in a game since both he and Thomas Jones accomplished the feat at Oakland (10/25/09).
- Against Minnesota (10/11), increased the Jets lead to 22-13 with his 23-yard touchdown run with 4:30 remaining in the fourth quarter. Finished the game with 57 yards on 10 carries.
- At Chicago (12/26), led the club with 70 yards rushing on 12 carries, scoring on a three-yard run in the second quarter.
- At New England (1/16), ran 17 times for 76 yards (4.5 avg.) and caught one pass for nine yards in the Divisional Playoff. Scored on a 16-yard touchdown run with 1:41 to play in the fourth quarter to put the Jets ahead 28-14.

**2009 (14/0, 3/0 – N.Y. Jets):** Was the second-leading rusher on the NFL's top ranked rushing offense after finishing his rookie season with 540 yards on 108 carries (5.0 avg.). Played in 14 games in his rookie season and three more in the postseason. Rushed for 304 yards and two touchdowns on 54 postseason carries (5.6 avg.). Registered 100-yard rushing games in each of the Jets first two postseason wins.

- At New Orleans (10/4), saw his first NFL carry when he ran for nine yards in the second quarter. Finished the game with four carries for 23 yards.
- At Oakland (10/25), saw his first extended action after an injury to Leon Washington in the first quarter. Finished the game with 19 carries for 144 yards and his first two NFL touchdowns, earning a game ball for his performance. Scored on runs of eight and 33 yards, the latter the longest

play of his rookie regular season.

- At Indianapolis (12/27), received a game ball after a performance that saw him gain 95 yards on 16 carries. His 21-yard rush in the second quarter led to the Jets first points of the game.
- At Cincinnati (1/9), made his postseason debut and received a game ball after he carried 21 times for 135 yards and touchdown in the win. Registered the then-longest scoring play of his career and the then-longest scoring run in Jets postseason history when he tied up the game, 7-7, on a 39-yard touchdown run.
- At San Diego (1/17), racked up over 100 yards rushing for the second consecutive week as he amassed 128 yards on 23 carries in the win. Put the Jets ahead to stay when he raced 53 yards for a touchdown with 7:17 left in the game. The 53-yard touchdown eclipsed his own mark, set the week prior, for the longest scoring run in Jets postseason history.
- At Indianapolis (1/24), totaled 41 yards rushing on 10 carries before an injury in the third quarter sidelined him for the remainder of the AFC Championship Game.

#### COLLEGE:

- Played in 33 career games with 13 starts at Iowa and rushed for 2,228 yards (5.9 avg.) and 22 touchdowns. Added 72 yards on 11 receptions and 114 yards on six kickoff returns.
- As a senior (2008), set the school record with 1,850 yards rushing and 20 touchdowns, becoming Iowa's first consensus All-American running back since Nile Kinnick in 1939.
- In 2008, was named Big Ten Offensive Player of the Year and was the recipient of the Doak Walker Award, given to the nation's top running back. Also named the team's offensive captain and offensive MVP, while being named a semifinalist for the Maxwell Award, given to the nation's top player.
- Rushed for more than 100 yards in every game (13) in 2008, a Big Ten record, and was the third player at Iowa to rush for more than 200 yards twice in a season (217 vs. Wisconsin, 211 vs. Purdue).

#### PERSONAL:

- Prepped at Milford Academy (Conn.) in 2004, rushing for 1,274 yards.
- Attended Winslow Township (N.J.) High School and played running back and linebacker. Gained 1,378 yards rushing and 16 touchdowns as a senior and rushed for 1,267 yards and 18 touchdowns as a junior. Registered 191 tackles with one interception during his career.
- Named first-team all-conference and second-team all-state choice as a senior. The previous year, awarded all-state, All-South Jersey and all-conference honors.
- Born Shonn Greene on Aug. 21, 1985 in Sicklerville, N.J.

# SHONN GREENE'S GAME-BY-GAME

## 2009 N.Y. Jets

2009 N.Y. Jets				RUSHING					RECEIVING				
Date	Opp	W/L	P/S	Att	Yds	Avg	Lg	TD	No	Yds	Avg	Lg	TD
Sept 13	@ Hou	W	IA										
Sept 20	NE	W	DNP										
Sept 27	Ten	W	p	0	0	-	0	0	0	0	-	0	0
Oct 4	@ NO	L	p	4	23	5.8	9	0	0	0	-	0	0
Oct 12	@ Mia	L	p	2	7	3.5	5	0	0	0	-	0	0
Oct 18	Buf	L	p	1	0	0.0	0	0	0	0	-	0	0
10/25	@ Oak	W	p	19	144	7.6	33t	2	0	0	-	0	0
Nov 1	Mia	L	p	8	18	2.3	7	0	0	0	-	0	0
Nov 15	Jax	L	p	7	26	3.7	14	0	0	0	-	0	0
Nov 22	@ NE	L	p	3	-1	-0.3	2	0	0	0	-	0	0
Nov 29	Car	W	p	10	36	3.6	12	0	0	0	-	0	0
Dec 3	@ Buf	W	p	11	59	5.4	17	0	0	0	-	0	0
Dec 13	@ TB	W	p	6	41	6.8	25	0	0	0	-	0	0
Dec 20	Atl	L	p	8	30	3.8	11	0	0	0	-	0	0
Dec 27	@ Ind	W	p	16	95	5.9	21	0	0	0	-	0	0
Jan 3	Cin	W	p	13	62	4.8	15	0	0	0	-	0	0
Totals		9-7	14/0	108	540	5.0	33t	2	0	0	0	0	0
Playoffs													
Jan 9	@ Cin	W	p	21	135	6.4	39t	1	0	0	-	0	0
Jan 17	@ SD	W	p	23	128	5.6	53t	1	1	4	4.0	4	0
Jan 24	@ Ind	L	p	10	41	4.1	13	0	0	0	-	0	0
Totals		2-1	3/0	54	304	5.6	53t	2	1	4	4.0	4	0

## 2010 N.Y. Jets

2010 N.Y. Jets				RUSHING						RECEIVING				
Date	Opp	W/L	P/S	Att	Yds	Avg	Lg	TD	No	Yds	Avg	Lg	TD	
Sept 13	Bal	L	S	5	18	3.6	8	0	1	9	9.0	9	0	
Sept 19	NE	W	S	15	52	3.5	8	0	1	8	8.0	8	0	
Sept 26	@ Mia	W	p	10	36	3.6	9	0	0	0	-	0	0	
Oct 3	@ Buf	W	p	22	117	5.3	17	0	0	0	-	0	0	
Oct 11	Min	W	p	10	57	5.7	23t	1	0	0	-	0	0	
Oct 17	@ Den	W	p	9	43	4.8	8	0	0	0	-	0	0	
Oct 31	GB	L	p	6	22	3.7	8	0	1	10	10.0	10	0	
Nov 7	@ Det	W	p	10	46	4.6	12	0	2	9	4.5	7	0	
Nov 14	@ Cle	W	p	20	72	3.6	10	0	3	22	7.3	12	0	
Nov 21	Hou	W	p	15	42	2.8	12	0	0	0	-	0	0	
Nov 25	Cin	W	p	18	70	3.9	9	0	1	11	11.0	11	0	
Dec 4	@ NE	L	p	13	64	4.9	13	0	1	3	3.0	3	0	
Dec 12	Mia	L	p	8	17	2.1	6	0	3	29	9.7	15	0	
Dec 19	@ Pit	W	p	12	40	3.3	6	0	1	5	5.0	5	0	
Dec 26	@ Chi	L	p	12	70	5.8	18	1	2	14	7.0	9	0	
Jan 2	Buf	W	IA											
Totals		11-5	15/2	185	766	4.1	23t	2	16	120	7.5	15	0	
Playoffs														
Jan 8	@ Ind	W	p	19	70	3.7	8	0	0	0	-	0	0	
Jan 16	@ NE	W	p	17	76	4.5	20	1	1	9	9.0	9	0	
Jan 23	@ Pit	L	p	9	52	5.8	23	0	0	0	-	0	0	
Totals		2-1	3/0	45	198	4.4	23	1	1	9	9.0	9	0	

## 2011 N.Y. Jets

2011 N.Y. Jets				RUSHING						RECEIVING				
Date	Opp	W/L	P/S	Att	Yds	Avg	Lg	TD	No	Yds	Avg	Lg	TD	
Sept 11	Dal	W	S	10	26	2.6	6	0	1	7	7.0	7	0	
Sept 18	Jax	W	S	16	49	3.1	12	1	2	6	3.0	5	0	
Sept 25	@ Oak	L	S	15	59	3.9	15	0	7	47	6.7	15	0	
Oct 2	@ Bal	L	S	10	23	2.3	8	0	0	0	-	0	0	
Oct 9	@ NE	L	S	21	83	4.0	9	1	2	9	4.5	5	0	
Oct 17	Mia	W	S	21	74	3.5	20	0	1	3	3.0	3	0	
Oct 23	SD	W	p	20	112	5.6	24	0	1	5	5.0	5	0	
Nov 6	@ Buf	W	S	19	76	4.0	10	0	0	0	-	0	0	
Nov 13	NE	L	S	13	61	4.7	8	0	2	14	7.0	7	0	
Nov 17	@ Den	L	S	3	10	3.3	5	0	1	4	4.0	4	0	
Nov 27	Buf	W	S	13	78	6.0	18	0	3	12	4.0	7	0	
Dec 4	@ Was	W	S	22	88	4.0	25t	3	3	26	8.7	10	0	
Dec 11	KC	W	S	24	129	5.4	31	1	3	58	19.3	36	0	
Dec 18	@ Phi	L	S	18	73	4.1	13	0	1	0	0.0	0	0	
Dec 24	NYG	L	S	14	58	4.1	13	0	3	20	6.7	8	0	
Jan 1	@ Mia	L	S	14	55	3.9	10	0	0	0	-	0	0	
Totals		8-8	16/15	253	1,054	4.2	31	6	30	211	7.0	36	0	

## 2012 N.Y. Jets

2012 N.Y. Jets				RUSHING						RECEIVING				
Date	Opp	W/L	P/S	Att	Yds	Avg	Lg	TD	No	Yds	Avg	Lg	TD	
Sept 9	Buf	W	S	27	94	3.5	14	1	0	0	-	0	0	
Sept 16	@ Pit	L	S	11	23	2.1	9	0	0	0	-	0	0	
Sept 23	@ Mia	W	S	19	40	2.1	9	0	2	9	4.5	6	0	
Sept 30	SF	L	p	11	34	3.1	5	0	0	0	-	0	0	
Oct 8	Hou	L	S	8	26	3.3	12	0	1	19	19.0	19	0	
Oct 14	Ind	W	S	32	161	5.0	21	3	0	0	-	0	0	
Oct 21	@ NE	L	S	16	54	3.4	8	1	6	34	5.7	12	0	
Oct 28	Mia	L	S	15	77	5.1	36	0	2	29	14.5	21	0	
Nov 11	@ Sea	L	S	15	58	3.9	9	0	1	5	5.0	9	0	
Nov 18	@ StL	W	S	18	64	3.6	14	0	0	0	-	0	0	
Nov 22	NE	L	S	14	71	5.1	15	0	1	9	9.0	9	0	
Dec 2	Ari	W	p	24	104	4.3	19	0	0	0	-	0	0	
Dec 9	@ Jax	W	S	20	77	3.9	14	1	0	0	-	0	0	
Dec 17	@ Ten	L	S	13	68	5.2	16	0	2	1	0.5	1	0	
Dec 23	SD	L	S	14	38	2.7	12	2	2	42	21.0	30	0	
Dec 30	@ Buf	L	S	19	74	3.9	13	0	2	3	1.5	3	0	
Totals		6-10	16/14	276	1,063	3.9	36	8	19	151	7.9	30	0	

## 2013 Tennessee

2013 Tennessee				RUSHING						RECEIVING				
Date	Opp	W/L	P/S	Att	Yds	Avg	Lg	TD	No	Yds	Avg	Lg	TD	
Sept 8	@ Pit	W	p	4	18	4.5	5	0	0	0	-	0	0	
Sept 15	@ Hou	L	IA											
Sept 22	SD	W	IA											
Sept 29	NYJ	W	IA											
Oct 6	KC	L	IA											
Oct 13	@ Sea	L	IA											
Oct 20	SF	L	p	1	2	2.0	2	0	0	0	-	0	0	
Nov 3	@ StL	W	p	9	38	4.2	15	1	1	28	28.0	28	0	
Nov 10	Jax	L	p	9	22	2.4	6	0	3	10	3.3	7	0	
Nov 14	Ind	L	p	3	10	3.3	5	0	0	0	-	0	0	
Nov 24	@ Oak	W	p	4	15	3.8	6	0	0	0	-	0	0	
Dec 1	@ Ind	L	p	10	39	3.9	8	0	1	1	1.0	1	0	
Dec 8	@ Den	L	p	9	46	5.1	28t	2	0	0	-	0	0	
Dec 15	Ari	L	p	3	4	1.3	6	0	0	0	-	0	0	
Dec 22	@ Jax	W	p	19	91	4.8	29	1	1	0	0.0	0	0	
Dec 29	Hou	W	p	6	10	1.7	4	0	0	0	-	0	0	
Totals		7-9	11/0	77	295	3.8	29	4	6	39	6.5	28	0	

## 2014 Tennessee Titans

2014 Tennessee Titans				RUSHING						RECEIVING					
Date	Opp	W/L	P/S	Att	Yds	Avg	Lg	TD	No	Yds	Avg	Lg	TD		
Sept 7	@ KC	W	p	15	71	4.7	18	0	0	0	-	0	0		
Sept 14	Dal	L	S	5	40	8.0	13	0	0	0	-	0	0		
Sept 21	@ Cin	L	S	10	33	3.3	20	1	0	0	-	0	0		
Sept 28	@ Ind	L	S	3	10	3.3	6	0	0	0	-	0	0		
Oct 5	Cle	L	S	11	36	3.3	10	0	0	0	-	0	0		
Oct 12	Jax	W	IA												
Oct 19	@ Was	L	IA												
Oct 26	Hou	L	S	1	1	1.0	1	0	0	0	-	0	0		
Nov 9	@ Bal	L	p	4	8	2.0	4	0	0	0	-	0	0		
Nov 17	Pit	L	p	3	6	2.0	3	0	0	0	-	0	0		
Nov 23	@ Phi	L	p	6	15	2.5	4	1	0	0	-	0	0		
Nov 30	@ Hou	L	p	2	0	0.0	0	0	0	0	-	0	0		
Dec 7	NYG	L	IA												
Dec 14	NYJ	L	p	16	50	3.1	8	0	1	13	13.0	13	0		
Dec 18	@ Jax	L	p	7	28	4.0	11	0	0	0	-	0	0		
Dec 28	Ind	L	p	11	94	8.5	52	0	0	0	-	0	0		
Totals		2-14	13/5	94	392	4.2	52	2	1	13	13.0	13	0		

## SHONN GREENE'S NFL STATISTICS

### REGULAR SEASON

		RUSHING							RECEIVING				
Year	Team	GP	GS	Att	Yds	Avg	Lg	TD	No	Yds	Avg	Lg	TD
2009	N.Y. Jets	14	0	108	540	5.0	33t	2	0	0	-	0	0
2010	N.Y. Jets	15	2	185	766	4.1	23t	2	16	120	7.5	15	0
2011	N.Y. Jets	16	15	253	1,054	4.2	31	6	30	211	7.0	36	0
2012	N.Y. Jets	16	14	276	1,063	3.9	36	8	19	151	7.9	30	0
2013	Tennessee	11	0	77	295	3.8	29	4	6	39	6.5	28	0
2014	Tennessee	13	5	94	392	4.2	52	2	1	13	13.0	13	0
<b>NFL Totals</b>		<b>85</b>	<b>36</b>	<b>993</b>	<b>4,110</b>	<b>4.1</b>	<b>52</b>	<b>24</b>	<b>72</b>	<b>534</b>	<b>7.4</b>	<b>36</b>	<b>0</b>

### PLAYOFFS

		RUSHING							RECEIVING				
Year	Team	GP	GS	Att	Yds	Avg	Lg	TD	No	Yds	Avg	Lg	TD
2009	N.Y. Jets	3	0	54	304	5.6	53t	2	1	4	4.0	4	0
2010	N.Y. Jets	3	0	45	198	4.4	23	1	1	9	9.0	9	0
<b>Playoff Totals</b>		<b>6</b>	<b>0</b>	<b>99</b>	<b>502</b>	<b>5.1</b>	<b>53t</b>	<b>3</b>	<b>2</b>	<b>13</b>	<b>6.5</b>	<b>9</b>	<b>0</b>

### Single-Game Highs

Rushing Attempts - 32 vs. Indianapolis (10/14/12)  
 Rushing Yards - 161 vs. Indianapolis (10/14/12)  
 Long Rush - 36 vs. Miami (10/28/12)  
 Rushing Touchdowns - 3 (Twice, last vs. Indianapolis 10/14/12)  
 Receptions - 7 at Oakland (9/25/11)  
 Receiving Yards - 58 vs. Kansas City (12/11/11)  
 Long Reception - 36 vs. Kansas City (12/11/11)

### Playoff Single-Game Highs

Rushing Attempts - 23 at San Diego (1/17/10)

Rushing Yards - 135 at Cincinnati (1/9/10)  
 Long Rush - 53 at San Diego (1/17/10)  
 Rushing Touchdowns - 1 (Three times, last at New England 1/16/11)  
 Receptions - 1 (Twice, last at New England 1/16/11)  
 Receiving Yards - 9 at New England (1/16/11)  
 Long Reception - 9 at New England (1/16/11)

### 100-Yard Rushing Games

Regular Season - 6 (last vs. Arizona 12/2/12)  
 Playoffs - 2 (last at San Diego 1/17/10)



33



## MICHAEL GRIFFIN

SAFETY • 6'0" • 215 lbs • COLLEGE: TEXAS

ACQUIRED: 1ST ROUND - 2007 • NFL EXP. (NFL/TITANS): 8/8

HOMETOWN: AUSTIN, TEXAS

GAMES PLAYED/GAMES STARTED: 126/119 (PLAYOFFS: 2/2)



PRO BOWLS



2008



2010

**PRO:** Safety Michael Griffin, a two-time Pro Bowl selection, displays great range and playmaking ability in the secondary. Throughout his career, the Titans' 2007 first-round pick has shown an uncanny knack for being around the football and making big plays on defense and special teams. Griffin's 22 interceptions from 2007 through 2013 put him in a tie for 12th place in franchise history and fifth place among safeties. He also has been highly durable, missing only two total games in his first seven seasons.

### CAREER HIGHLIGHTS:

- Ranks as the franchise's all-time leading tackler as a safety, surpassing Blaine Bishop's (788) career tackle mark.
- In 2013, Griffin's consecutive games streak came to an end at 103 games due to a quad injury.
- In 2012, Griffin tied for the team lead with four interceptions and ranked second on the squad with 103 tackles.
- By tying Jason McCourty for the team lead in 2012 with four interceptions, Griffin recorded his fourth career season to lead the squad or tie for the team lead. He joined Darryl Lewis (five times) and Samari Rolle (four) as the only players in franchise history to accomplish the feat at least four times. Griffin moved into a tie with Gregg Bingham for 13th place in franchise history with his 21st career interception.
- In 2010, Griffin was named to his second Pro Bowl after leading the team with four interceptions and finishing second on the squad with a career-high 153 tackles.
- Griffin's streak of four consecutive games in 2010 with an interception tied for the second-longest streak in franchise history, trailing only Pete Jaquess' record of five games. The streak earned Griffin the October AFC Defensive Player of the Month Award.
- Griffin was named to his first Pro Bowl in 2008 after finishing tied for second in the NFL with a team-high seven interceptions.
- In 2007, Griffin began his rookie campaign as a cornerback before shifting back to his collegiate position of safety midway through the season. His three interceptions were the most by a Titans/Oilers rookie safety since Bubba McDowell recorded four in 1989.

### TITANS TIDBITS:

- Griffin grew up playing football with his fraternal twin brother, Marcus, as a teammate. Both attended the University of Texas with Marcus redshirting his first season while Michael played immediately.
- Griffin returned to the University of Texas during the 2008 offseason to pursue his college degree in youth and community studies.
- Griffin is the product of two military parents. His father, Ronald, served more than 20 years with the U.S. Air Force, while his mother, Mae, was in the U.S. Navy for more than two decades. The couple met while serving in Korea and were later married and had twin sons, Michael and Marcus.

### CAREER TRANSACTIONS:

- The Austin, Texas, native was selected by the Titans in the first round (19th overall) of the 2007 NFL Draft.

### SEASON RECAPS:

**2014 (16/16):** Started all 16 games at safety and finished second on the team with 115 tackles and tied for second on the squad with two interceptions. Collected a career-high three sacks, a career-best seven tackles for loss, five passes defended and three quarterback pressures. Notched two special teams tackles. Posted one punt return for five yards. Led or tied for the team lead in tackles twice in 2014 (vs. CLE, vs. NYG). Led or tied for the team lead in sacks three times in 2014 (vs. CLE, at WAS, vs. HOU). Tied for the team lead in passes defended once in 2014 (vs.

PIT). Became the franchise's all-time leading tackler as a safety against the N.Y. Giants (12/7/14). Moved past Marcus Robertson (700) for 10th place on the team's all-time tackles list against Dallas (9/14/14). Posted his 24th interception of his career against Cleveland (10/5/14), tying him with former Oilers cornerback Zeke Moore for ninth place on the franchise's career interceptions list.

- At Kansas City (9/7), started at safety and collected four tackles and an interception. Sealed the victory by intercepting a deflected ball intended for Donnie Avery late in the fourth quarter. His 23rd career interception tied him with Willie Alexander and Samari Rolle for 10th place on the franchise career interceptions list.
- Against Dallas (9/14), started at safety and notched eight tackles, including a stop for loss. Stopped Lance Dunbar for no gain on a rush off right guard in the fourth quarter. Stuffed Dunbar for a three-yard loss on a rush up the middle in the fourth quarter. Recorded his 701st career tackle, breaking a tie with Marcus Robertson for 10th place on the franchise's all-time tackles list.
- At Cincinnati (9/21), started at safety and posted four tackles.
- At Indianapolis (9/28), started at safety and amassed eight tackles.
- Against Cleveland (10/5), started at safety and led the team with 15 tackles, including a sack, an interception, a tackle for loss and a quarterback pressure. Ended a Browns' drive by sacking Brian Hoyer for a seven-yard loss on third-and-four in the first quarter. Teamed with Ropati Pitoitua to stuff Ben Tate for no gain on a rush off left tackle late in the second quarter. Intercepted a deep pass intended for Andrew Hawkins on third-and-10 in the fourth quarter. It was the 24th interception of his career, tying former Oilers cornerback Zeke Moore for ninth place on the franchise's career interceptions list. Collected a solo special teams tackle.
- Against Jacksonville (10/12), started at safety and totaled three tackles.
- At Washington (10/19), started at safety and collected nine tackles, including a sack and a stop for loss. Notched a solo special teams tackle on coverage units. Ended a Redskins' drive by sacking Colt McCoy for a seven-yard loss on third-and-nine in the fourth quarter.
- Against Houston (10/26), started at safety and finished second on the team with 10 tackles, including a sack, two tackles for loss and two quarterback pressures. Came through on a blitz and sacked Ryan Fitzpatrick for a six-yard loss in the first quarter. Stuffed Arian Foster for no gain on a rush off right guard late in the second quarter.
- At Baltimore (11/9), started at safety and tallied five tackles.
- Against Pittsburgh (11/17), started at safety and notched seven tackles, two passes defended and a stop for loss. Batted down a deep pass intended for Antonio Brown in the second quarter. Broke up a pass intended for Le'Veon Bell in the fourth quarter. Stuffed Bell for a one-yard loss on a rush up the middle late in the fourth quarter.
- At Philadelphia (11/23), started at safety and amassed 12 tackles. Posted his first career punt return for five yards in the fourth quarter.
- At Houston (11/30), started at safety and notched four tackles.
- Against N.Y. Giants (12/7), started at safety and tied for the team lead with 10 tackles. Became the franchise's all-time leading tackler as a safety.
- Against N.Y. Jets (12/14), started at safety and collected five tackles.
- At Jacksonville (12/18), started at safety and registered four tackles.
- Against Indianapolis (12/28), started at safety and tallied seven tackles and a pass defended. Stuffed Dan Herron for a four-yard loss on a short pass in the first quarter. Broke up a pass intended for Coby Fleener in the fourth quarter.

**2013 (14/14):** Started 14 games at safety and ranked third on the team with 106 tackles. Registered an interception, a stop for loss, five passes defended, two forced fumbles and a fumble recovery. Posted three special

teams tackles. Was inactive for one contest and suspended by the league for one game. Led the team in tackles once in 2013 (vs. SD). Tied for the team lead in special teams tackles once in 2013 (vs. SD). Played in his 100th career regular season game against N.Y. Jets (9/29/13). Was inactive for the first time in his career at St. Louis (11/3/13), ending his streak of 103 consecutive games played.

- Against San Diego (9/22), led the team with a season-high 12 tackles. Stuffed Ronnie Brown for no gain on a goal line rush up the middle in the third quarter.
- Against N.Y. Jets (9/29), started at safety in his 100th career regular season game and posted five tackles, including a stop for loss. Combined with Derrick Morgan to stonewall Alex Green for a two-yard loss on a fourth-and-one toss in the fourth quarter.
- Against Kansas City (10/6), forced a Jamaal Charles fumble that was recovered by Coty Sensabaugh in the second quarter.
- At Seattle (10/13), tallied nine tackles, a forced fumble and a fumble recovery. Forced a Chris Maragos fumble that Jason McCourty recovered and returned 77 yards for a touchdown on a botched field goal attempt on the final play of the second quarter. Recovered a Sidney Rice fumble that was forced by Moise Fokou at the Titans' 46-yard line in the third quarter.
- At Denver (12/8), totaled 11 tackles.
- Against Houston (12/29), totaled seven tackles and an interception. Sealed the Titans victory by intercepting a pass intended for Keshawn Martin late in the fourth quarter.

**2012 (16/16):** Started all 16 games at safety and tied for the team lead with four interceptions. Finished second on the team with 103 tackles. Also posted two tackles for loss, two forced fumbles and a sack. Led or tied for the team lead in tackles three times (at SD, vs. IND, vs. NYJ). Tied for the team lead in passes defended once (vs. NYJ). Registered a career-best 18 tackles at San Diego (9/16/12).

- At San Diego (9/16), led the team with a career-high 18 tackles, including a stop for loss and a forced fumble. Teamed with Scott Solomon to stop Jackie Battle for a two-yard loss on a rush in the fourth quarter.
- Against Indianapolis (10/28), tied for the team lead with 11 tackles, including an interception, a forced fumble and a blocked field goal. Forced a Dwayne Allen fumble that rolled out of bounds in the first quarter. Burst through the line and blocked an Adam Vinatieri field goal that was then returned 42 yards by Jordan Babineaux on the final play of the first half. Intercepted a deep pass intended for Reggie Wayne in the end zone at the start of the third quarter.
- At Jacksonville (11/25), collected seven tackles, including a sack. Halted a Jaguars' drive and knocked them out of field goal range by sacking Chad Henne for an eight-yard loss on third-and-six early in the fourth quarter.
- At Indianapolis (12/9), tallied six tackles, including a stop for loss and a pass defended. Stuffed Vick Ballard for a one-yard loss on a rush off left end in the first quarter.
- Against N.Y. Jets (12/17), tied for the team lead with eight tackles. Tied a career-best with two interceptions. Intercepted a Mark Sanchez deep pass intended for Braylon Edwards in the final stanza. Stepped in front of and picked off a Sanchez pass intended for Jeff Cumberland at the goal line late in the fourth quarter.
- Against Jacksonville (12/30), recorded three tackles and an interception. Picked off a deep pass intended for Justin Blackmon and returned it 33 yards.

**2011 (16/16):** Started all 16 games at safety and tied for the team lead with two interceptions. Ranked third on the squad with 96 tackles and added one quarterback pressure, two tackles for loss, six passes defended and one forced fumble. Led or tied for the team lead in tackles twice (vs. BAL, at HST). Tied for the team lead in passes defended once (vs. IND).

- At Jacksonville (9/11), posted six tackles and stuffed Mike Thomas for a one-yard loss on a third-and-two play in the fourth quarter.
- Against Baltimore (9/18), tied for the team lead with five tackles, including a stop for loss and a pass defended. Stuffed Ray Rice for a two-yard loss on a rush up the middle in the first quarter. Broke up a deep pass over the middle intended for Anquan Boldin in the fourth quarter.
- At Cleveland (10/2), collected six tackles. Ended a Browns' drive by stopping Armond Smith for no gain on a fourth-and-one flip play in the second quarter.
- Against Indianapolis (10/30), posted four tackles, an interception and two passes defended. Hauled in a tipped pass by Jason McCourty for an interception along the sideline in the second quarter. Ended a Colts' drive by knocking down a fourth-and-three pass intended for Dallas Clark late in the fourth quarter.

- At Buffalo (12/4), tallied five tackles and a forced fumble. Forced a C.J. Spiller fumble but the loose ball was recovered by Spiller in the end zone for a touchdown.
- Against New Orleans (12/11), recorded eight tackles, including a stop for loss. Shot through potential blockers and stuffed Pierre Thomas for a three-yard loss on a short pass in the left flat in the third quarter.
- Against Jacksonville (12/24), totaled four tackles and interception. Ended a Jaguars' scoring chance by intercepting a pass in the end zone that was tipped by Jason McCourty in the fourth quarter.
- At Houston (1/1), led the team with 11 tackles.

**2010 (16/16):** Named to the Pro Bowl and selected Associated Press second team All-Pro. Started all 16 games at safety and tied for sixth in the AFC with a team-high four interceptions. Finished second on the team with 153 tackles and 14 passes defended. Led or tied for the team lead in tackles six times (vs. OAK, at NYG, at SD, at MIA, vs. WAS, vs. HST). Led or tied for the team lead in passes defended four times (vs. PIT, vs. PHI, vs. JAX, vs. HST). Named AFC Defensive Player of the Month for October after leading the AFC and ranking second in the NFL with four interceptions.

- Against Oakland (9/12), led the team with 11 tackles. Recovered a fumble that was caused by a Jacob Ford strip-sack in the first quarter. Broke up a potential touchdown pass to Louis Murphy in the end zone late in the second quarter.
- At N.Y. Giants (9/26), led the team with 15 tackles and a forced fumble. Caught and downed a Brett Kern 37-yard punt at the Giants' one-yard line, which led to a Titans' safety in the third quarter. Halted a potential Giants' scoring drive by forcing an Ahmad Bradshaw fumble that was recovered by Alterraun Verner at the Titans' five-yard line in the third stanza. Collected a special teams tackle on coverage units.
- Against Denver (10/3), picked off a Kyle Orton pass that was tipped by Will Witherspoon in the fourth quarter.
- At Dallas (10/10), tied for second on the team with 10 tackles. Halted a potential Cowboys' scoring chance with an acrobatic interception of a pass intended for Martellus Bennett in the end zone late in the third quarter.
- At Jacksonville (10/18), picked off a David Garrard pass intended for Tiquan Underwood in the first quarter and returned it 13 yards to the Jaguars' 37-yard line.
- Against Philadelphia (10/24), tallied five tackles and three passes defended, including an interception in his fourth consecutive game. Intercepted a Kevin Kolb pass intended for Jeremy Maclin and returned it 28 yards to the Eagles' 45-yard line in the second quarter. Became the seventh player in franchise history with an interception in four consecutive games. He also moved into a tie for 19th on the franchise's all-time career interceptions list.
- At San Diego (10/31), led the team with 11 tackles and teamed with Stephen Tulloch to stuff Ryan Mathews for a one-yard loss in the third quarter.
- Against Washington (11/21), led the team with 11 tackles.
- Against Jacksonville (12/5), started at safety and tallied 14 tackles and a pass defended.
- Against Indianapolis (12/9), started at safety and notched 11 tackles, including a stop for loss. Teamed with Chris Hope to stonewall Donald Brown for a three-yard loss on a rush off right guard in the second quarter.
- Against Houston (12/19), tied for the team lead with nine tackles, including a forced fumble and two passes defended. Forced an Andre Johnson fumble that was recovered by Johnson along the sideline in the third quarter. Broke up a pass intended for Owen Daniels along the sideline in the fourth quarter. Batted down a pass intended for Jacoby Jones late in the final stanza.
- At Indianapolis (1/2), totaled nine tackles, a pass defended and a fumble recovery. Broke up a pass intended for Pierre Garcon in the fourth quarter. Recovered a Dominic Rhodes fumble that was forced by Sen'Derrick Marks and returned it 20 yards to the Colts' 37-yard line late in the fourth quarter.

**2009 (16/15):** Played in all 16 games with 15 starts at safety and finished third on the team with 108 tackles. Posted seven passes defended, a sack, an interception, two forced fumbles, two fumble recoveries and nine special teams tackles on coverage units. Led or tied for the team lead in tackles four times in 2009, including a career-best 12 stops at Jacksonville (10/4/09). Led or tied for the team lead in special teams tackles twice in 2009. Led or tied for the team lead in passes defended four times in 2009.

- At Pittsburgh (9/10), posted six solo tackles, a forced fumble and a pass defended. Led the team with three special teams tackles. With the game

tied at 10-10, halted a potential Steelers' scoring opportunity by forcing a Hines Ward fumble that was recovered by Stephen Tulloch at the Titans four-yard line with less than a minute remaining in regulation.

- At Jacksonville (10/4), led the team with a career-high 12 tackles and a fumble recovery. Recovered a David Garrard fumbled snap at the Titans' 12-yard line in the third quarter.
- Against Jacksonville (11/1), collected three tackles and a forced fumble in the Titans' 30-13 victory. Blocked Josh Scobee's extra point attempt following the Jaguars' touchdown in the third quarter. Forced a Marcedes Lewis fumble that was recovered by the Jaguars in the third quarter.
- Against Miami (12/20), posted 11 tackles, an interception, a fumble recovery and two passes defended in the Titans' 27-24 overtime win. Ended a potential Dolphins' scoring drive by recovering a Ricky Williams' fumble that was caused by Tony Brown at the Titans' 20-yard line early in the second quarter. Helped set up the Titans' winning field goal by intercepting a pass intended for Davone Bess in overtime.

**2008 (16/16, 1/1):** Named to the 2008 Pro Bowl after starting all 16 games at free safety and finishing tied for second in the NFL with a team-high seven interceptions. Registered 81 tackles, two tackles for loss, a forced fumble and finished third on the team with 12 passes defended. Continued to excel on special teams finishing second on the squad with 17 special teams stops. Notched a career-high two interceptions against Houston (9/21/08) and against Pittsburgh (12/21/08). Posted 115 interception return yards against Pittsburgh (12/21/08) which ranks second in franchise history for a single-game total (Miller Farr, 128 yards, at N.Y. Jets, 10/15/67).

- Against Jacksonville (9/7), tied for the team lead with eight tackles in the Titans' 17-10 victory on opening day. Registered his first career sack when he dropped David Garrard for a four-yard loss in the third quarter.
- At Cincinnati (9/14), collected six tackles and an interception in the 24-7 road victory. Intercepted a Carson Palmer pass intended for Reggie Kelly and returned it 15 yards in the fourth quarter.
- Against Houston (9/21), registered three solo tackles, a career-high three passes defended, two interceptions and a tackle for loss in the Titans' 31-12 victory. Made an acrobatic interception of a pass intended for Joel Dreessen along the left sideline in the first quarter. Picked off a fourth-and-10 pass intended for Andre Johnson in the fourth quarter.
- At Baltimore (10/5), registered two tackles and an interception in the Titans' 13-10 comeback victory over the Ravens. Stepped in front of Demetrius Williams, picked off a Joe Flacco pass and returned it six yards to the Ravens' 32-yard line in the second quarter.
- Against Cleveland (12/7), notched five tackles, an interception and two passes defended in the Titans' division-clinching 28-9 victory. Knocked down a deep pass intended for Braylon Edwards in the second quarter. Intercepted a pass intended for Edwards and raced 36 yards to the Cleveland 22-yard line, setting up the Titans' third touchdown of the afternoon in the third quarter.
- Against Pittsburgh (12/21), registered five tackles, two interceptions, including one that was returned for a touchdown, and three passes defended in the Titans' 31-14 victory. Halted a Steelers' drive by knocking away a deep pass intended for Nate Washington on third-and-10 late in the first quarter. Intercepted a pass intended for Nate Washington on third-and-two late in the third quarter. Sealed the victory by intercepting Roethlisberger and returning the pick 83 yards for a touchdown with 16 seconds remaining in the game.

**2007 (16/10, 1/1):** Saw action in all 16 games, starting the final 10 contests at free safety. Registered 49 tackles, three interceptions, eight passes defended, a forced fumble and a tackle for loss. Led the team with 16 special teams tackles. Made his first career NFL start at safety against Oakland (10/28). Collected his first career interception by picking off Sage Rosenfels against Houston (12/2). Saw action in his first career NFL game against Jacksonville (9/9). Tied for the team lead in passes defended three times in 2007 (vs. CAR, at CIN, at IND). Led or tied for the team lead in special teams tackles three times in 2007 (at NO, at HST, vs. SD).

- At Houston (10/21), led the team with six special teams tackles in the Titans' thrilling 38-36 victory over the Texans. Downed a Craig Hentrich 47-yard punt at the Houston 2-yard line in the fourth quarter and returned two kickoffs for 55 yards.
- Against Oakland (10/28), made his first career NFL start at safety and registered five tackles in the Titans' 13-9 win.
- Against Houston (12/2), recorded four tackles and an interception in the Titans' 28-20 victory. Collected his first career NFL interception by picking off a Sage Rosenfels pass intended for Kevin Walter in the fourth quarter.
- In AFC Wild Card Game at San Diego (1/6), registered seven tackles,

including a tackle for loss and a pass defended. Batted down a deep pass intended for Chris Chambers in the end zone on a third-and-11 play in the second quarter.

#### **COLLEGE:**

- The 19th overall selection in the 2007 NFL Draft developed into one of the top safeties in college football during his four years at Texas. He started 28 times in 50 career games at Texas and totaled 364 tackles, 15 tackles for loss, four sacks, eight interceptions, 23 passes defended, nine forced fumbles and seven fumble recoveries. As one of the country's top special teams players, he set a Big 12 Conference record and ranked second in NCAA Division I-A history with eight career blocked punts.
- Led Texas in special teams tackles in each of his first two seasons and led the defense in tackles in his junior (124 tackles) and senior seasons (126). He was only the eighth player in Longhorns history to lead the team in tackles more than once in his career. His 364 career tackles on defense ranked eighth on the school's all-time list.
- As a senior, started all 13 games at free safety. Named second-team All-American by Associated Press and Walter Camp Football Foundation, first-team All-Big 12 by Associated Press and league's coaches and was semifinalist for Lott Trophy. Led team with 126 tackles and added four interceptions, 10 passes defended, one sack, four tackles for loss, four forced fumbles, two fumble recoveries and two blocked punts. Set season high with 16 tackles and added two passes defended at Texas Tech (10/28).
- As a junior, played 13 games with 12 starts at strong safety. Named second-team All-Big 12 after leading team with 124 tackles and adding three interceptions, eight passes defended, four tackles for loss, three fumble recoveries, one forced fumble and school-record four blocked punts. Matched school's highest single-game total since 1992 with career-high 23 tackles and blocked punt that was returned for touchdown at Texas A&M (11/25). Posted eight tackles and made crucial interception off Matt Leinart in Texas end zone to halt USC drive in 41-38 victory in Rose Bowl National Championship Game against USC (1/4).
- As a sophomore, played 12 games with one start and recorded 49 tackles, one sack, one interception, one forced fumble, one fumble recovery and two blocked punts. Also led team with 11 special teams tackles.
- As a freshman, played in 12 games with two starts and totaled 51 tackles, two sacks, three forced fumbles and one fumble recovery. Named team's Outstanding Defensive Newcomer. Also led squad with 21 special teams tackles.
- Majored in youth and community studies.

#### **PERSONAL:**

- Single, splits time between Nashville and Austin, Texas.
- Has a son, Michael Braylen Griffin, and a daughter, Mya Devin Griffin.
- Two-year starter at running back and senior starter at defensive back for Bowie (Austin, Texas) High School. As senior, named honorable mention All-State Class 5A on offense, District 25-5A Offensive MVP, Academic All-District and All-Central Texas as two-way performer. On offense, totaled 132 carries for 1,181 yards and 11 scores and added 46 tackles on defense.
- Also earned two letters in basketball and three in track & field, competing in 100m, 200m and mile relay.
- Participated in Pals program working with elementary school children while at Texas.
- Twice named to Athletics Director's Honor Roll at Texas.
- List of favorites: (TV show) "Martin"; (actor) Denzel Washington; (musician) Lil' Wayne; (school subject) math; (vacation getaway) Hawaii; (video game) NCAA Football; and (food) "anything cajun."
- Born Michael Devin Griffin on Jan. 4, 1985 in Austin, Texas.



# MICHAEL GRIFFIN'S GAME-BY-GAME

## 2007 Tennessee Titans

Date	Opp	W/L	P/S	Tot Solo Asst	Sk - Yds	QBP	TFL	Int - Yds	-TD	PD	FF	FR - Yds	SpT
Sept 9	@ Jax	W	p	0 0 0	0.0 0.0	0	0	0 0	0	0	0	0	0
Sept 16	Ind	L	p	0 0 0	0.0 0.0	0	0	0 0	0	0	0	0	1
Sept 24	@ No	W	p	0 0 0	0.0 0.0	0	0	0 0	0	0	0	0	1
Oct 7	Atl	W	p	1 0 1	0.0 0.0	0	0	0 0	0	0	0	0	1
Oct 14	@ TB	L	p	0 0 0	0.0 0.0	0	0	0 0	0	0	0	0	0
Oct 21	@ Hou	W	p	0 0 0	0.0 0.0	0	0	0 0	0	0	0	0	6
Oct 28	Oak	W	S	5 2 3	0.0 0.0	0	0	0 0	0	0	0	0	0
Nov 4	Car	W	S	2 1 1	0.0 0.0	0	0	0 0	0	2	0	0	1
Nov 11	Jax	L	S	4 3 1	0.0 0.0	0	0	0 0	0	0	0	0	1
Nov 19	@ Den	L	S	4 4 0	0.0 0.0	0	0	0 0	0	0	0	0	0
Nov 25	@ Cin	L	S	4 2 2	0.0 0.0	0	0	0 0	0	1	0	0	0
Dec 2	Hou	W	S	4 3 1	0.0 0.0	0	0	1 3	0	1	0	0	1
Dec 9	SD	L	S	8 6 2	0.0 0.0	0	0	1 0	0	1	0	0	1
Dec 16	@ KC	W	S	5 3 2	0.0 0.0	0	0	1 0	0	1	0	0	1
Dec 23	NYJ	W	S	7 6 1	0.0 0.0	0	1	0 0	0	0	0	0	1
Dec 30	@ Ind	W	S	5 4 1	0.0 0.0	0	0	0 0	0	2	1	0	1

**Totals** 10-6 16/10 49 34 15 0.0 0.0 0 1 3 3 0 8 1 0 0 16

## Playoffs

Jan 6	@ SD	L	S	7 6 1	0.0 0.0	0	1	0 0	0	1	0	0	0
<b>Totals</b>		0-1	1/1	7 6 1	0.0 0.0	0	1	0 0	0	1	0	0	0

## 2008 Tennessee Titans

Date	Opp	W/L	P/S	Tot Solo Asst	Sk - Yds	QBP	TFL	Int - Yds	-TD	PD	FF	FR - Yds	SpT
Sept 7	Jax	W	S	8 5 3	1.0 4.0	0	0	0 0	0	0	0	0	1
Sept 14	@ Cin	W	S	6 4 2	0.0 0.0	0	0	1 15	0	1	0	0	2
Sept 21	Hou	W	S	3 3 0	0.0 0.0	0	1	2 0	0	3	0	0	1
Sept 28	Min	W	S	3 1 2	0.0 0.0	0	0	0 0	0	1	0	0	1
Oct 5	@ Bal	W	S	2 1 1	0.0 0.0	0	0	1 6	0	1	0	0	0
Oct 19	@ KC	W	S	7 6 1	0.0 0.0	0	1	0 0	0	0	0	0	3
Oct 27	Ind	W	S	6 4 2	0.0 0.0	0	0	0 0	0	0	0	0	2
Nov 2	GB	W	S	7 6 1	0.0 0.0	0	0	0 0	0	0	0	0	0
Nov 9	@ Chi	W	S	7 3 4	0.0 0.0	0	0	0 0	0	0	0	0	2
Nov 16	@ Jax	W	S	7 3 4	0.0 0.0	0	0	0 0	0	0	0	0	0
Nov 23	NYJ	L	S	7 4 3	0.0 0.0	1	0	0 0	0	0	0	0	0
Nov 27	@ Det	W	S	1 0 1	0.0 0.0	1	0	0 0	0	1	1	0	2
Dec 7	Cle	W	S	5 3 2	0.0 0.0	0	0	1 36	0	2	0	0	1
Dec 14	@ Hou	L	S	7 5 2	0.0 0.0	0	0	0 0	0	0	0	0	1
Dec 21	Pit	W	S	5 1 4	0.0 0.0	0	0	2 115	1	3	0	0	1
Dec 28	@ Ind	L	S	0 0 0	0.0 0.0	0	0	0 0	0	0	0	0	0

**Totals** 13-3 16/16 81 49 32 1.0 4.0 2 2 7 172 1 12 1 0 0 17

## Playoffs

Jan 10	Bal	L	S	4 4 4	0.0 0.0	NA	0	0 0	0	0	0	0	0
<b>Totals</b>		0-1	1/1	4 4 4	0.0 0.0	NA	0	0 0	0	0	0	0	0

## 2009 Tennessee Titans

Date	Opp	W/L	P/S	Tot Solo Asst	Sk - Yds	QBP	TFL	Int - Yds	-TD	PD	FF	FR - Yds	SpT
Sept 10	@ Pit	L	S	6 6 0	0.0 0.0	0	0	0 0	0	1	1	0	3
Sept 20	Hou	L	S	6 2 4	0.0 0.0	1	0	0 0	0	0	0	0	0
Sept 27	@ NYJ	L	S	5 2 3	0.0 0.0	0	0	0 0	0	1	0	0	0
Oct 4	@ Jax	L	S	12 6 6	0.0 0.0	0	0	0 0	0	0	0	1	0
Oct 11	Ind	L	p	4 2 2	0.0 0.0	0	0	0 0	0	0	0	0	2
Oct 18	@ NE	L	S	5 4 1	0.0 0.0	0	0	0 0	0	0	0	0	0
Nov 1	Jax	W	S	3 2 1	0.0 0.0	0	0	0 0	0	0	1	0	1
Nov 8	@ SF	W	S	11 9 2	0.0 0.0	0	0	0 0	0	1	0	0	1
Nov 15	Buf	W	S	3 0 3	0.0 0.0	0	0	0 0	0	0	0	0	0
Nov 23	@ Hou	W	S	6 3 3	0.0 0.0	0	0	0 0	0	0	0	0	1
Nov 29	Ari	W	S	6 3 3	0.0 0.0	0	1	0 0	0	0	0	0	0
Dec 6	@ Ind	L	S	3 2 1	0.0 0.0	0	0	0 0	0	2	0	0	0
Dec 13	StL	W	S	7 4 3	0.0 0.0	0	1	0 0	0	0	0	0	1
Dec 20	Mia	W	S	11 5 6	0.0 0.0	0	0	1 3	0	2	0	1	0
Dec 25	SD	L	S	10 4 6	0.0 0.0	0	0	0 0	0	0	0	0	0
Jan 3	@ Sea	W	S	10 8 2	1.0 10.0	0	0	0 0	0	0	0	0	0

**Totals** 8-8 16/15 108 62 46 1.0 10.0 1 2 1 3 0 7 2 2 0 9

## 2010 Tennessee Titans

Date	Opp	W/L	P/S	Tot Solo Asst	Sk - Yds	QBP	TFL	Int - Yds	-TD	PD	FF	FR - Yds	SpT
Sept 12	Oak	W	S	11 8 3	0.0 0.0	0	0	0 0	0	1	0	1	0
Sept 19	Pit	L	S	5 3 2	0.0 0.0	1	0	0 0	0	1	0	0	0
Sept 26	@ NYG	W	S	15 11 4	0.0 0.0	0	0	0 0	0	0	1	0	1
Oct 3	Den	L	S	9 6 3	0.0 0.0	0	0	1 9	0	1	0	0	1
Oct 10	@ Dal	W	S	10 5 5	0.0 0.0	0	0	1 0	0	1	0	0	0
Oct 18	@ Jax	W	S	6 3 3	0.0 0.0	0	0	1 13	0	1	0	0	0
Oct 24	Phi	W	S	5 4 1	0.0 0.0	0	0	1 28	0	3	0	0	0
Oct 31	@ SD	L	S	11 7 4	0.0 0.0	0	0	0 0	0	0	0	0	0
Nov 14	@ Mia	L	S	9 9 0	0.0 0.0	0	0	0 0	0	2	0	0	0
Nov 21	Was	L	S	11 7 4	0.0 0.0	0	0	0 0	0	0	0	0	0
Nov 28	@ Hou	L	S	10 7 3	0.0 0.0	1	0	0 0	0	0	0	0	0
Dec 5	Jax	L	S	14 6 8	0.0 0.0	0	0	0 0	0	1	0	0	0
Dec 9	Ind	L	S	11 4 7	0.0 0.0	0	1	0 0	0	0	0	0	0
Dec 19	Hou	W	S	9 7 2	0.0 0.0	0	0	0 0	0	2	1	0	0
Dec 26	@ KC	L	S	8 6 2	0.0 0.0	0	0	0 0	0	0	0	0	0

Jan 2	@ Ind	L	S	9 6 3	0.0 0.0	0	0	0 0	0	0	1	0	1
<b>Totals</b>		6-10	16/16	153 99 54	0.0 0.0	2	1	4 50	0	14	2	2	20 2

## 2011 Tennessee Titans

Date	Opp	W/L	P/S	Tot Solo Asst	Sk - Yds	QBP	TFL	Int - Yds	-TD	PD	FF	FR - Yds	SpT
Sept 11	@ Jax	L	S	6 5 1	0.0 0.0	0	0	0 0	0	0	0	0	0
Sept 18	Bal	W	S	5 3 2	0.0 0.0	0	1	0 0	0	1	0	0	0
Sept 25	Den	W	S	5 4 1	0.0 0.0	1	0	0 0	0	0	0	0	0
Oct 2	@ Cle	W	S	6 3 3	0.0 0.0	0	0	0 0	0	0	0	0	0
Oct 9	@ Pit	L	S	5 3 2	0.0 0.0	0	0	0 0	0	0	0	0	0
Oct 23	Hou	L	S	11 10 1	0.0 0.0	0	0	0 0	0	0	0	0	0
Oct 30	Ind	W	S	4 3 1	0.0 0.0	0	0	1 0	0	2	0	0	0
Nov 6	Cin	L	S	8 6 2	0.0 0.0	0	0	0 0	0	0	0	0	0
Nov 13	@ Car	W	S	3 2 1	0.0 0.0	0	0	0 0	0	1	0	0	0
Nov 20	@ Atl	L	S	5 3 2	0.0 0.0	0	0	0 0	0	0	0	0	0
Nov 27	TB	W	S	8 4 4	0.0 0.0	0	0	0 0	0	1	0	0	0
Dec 4	@ Buf	W	S	5 4 1	0.0 0.0	0	0	0 0	0	0	1	0	0
Dec 11	NO	L	S	8 7 1	0.0 0.0	0	1	0 0	0	0	0	0	0
Dec 18	@ Ind	L	S	2 1 1	0.0 0.0	0	0	0 0	0	0	0	0	0
Dec 24	Jax	W	S	4 3 1	0.0 0.0	0	0	1 0	0	1	0	0	0
Jan 1	@ Hou	W	S	11 9 2	0.0 0.0	0	0	0 0	0	0	0	0	0

**Totals** 9-7 16/16 96 70 26 0.0 0.0 1 2 2 0 0 6 1 0 0 0

## 2012 Tennessee Titans

Date	Opp	W/L	P/S	Tot Solo Asst	Sk - Yds	QBP	TFL	Int - Yds	-TD	PD	FF	FR - Yds	SpT
Sept 9	NE	L	S	4 2 2	0.0 0.0	0	0	0 0	0	0	0	0	0
Sept 16	@ SD	L	S	18 16 2	0.0 0.0	0	1	0 0	0	0	1	0	0
Sept 23	Det	W	S	9 6 3	0.0 0.0	0	0	0 0	0	0	0	0	0
Sept 30	@ Hou	L	S	3 2 1	0.0 0.0	0	0	0 0	0	0	0	0	0
Oct 7	@ Min	L	S	7 3 4	0.0 0.0	0	0	0 0	0	0	0	0	0
Oct 11	Pit	W	S	7 4 3	0.0 0.0	0	0	0 0	0	0	0	0	0
Oct 21	@ Buf	W	S	8 7 1	0.0 0.0	0	0	0 0	0	0	0	0	0
Oct 28	Ind	L	S	11 7 4	0.0 0.0	0	0	1 0	0	1	1	0	0
Nov 4	Chi	L	S	3 1 2	0.0 0.0	0	0	0 0	0	0	0	0	0
Nov 11	@ Mia	W	S	3 3 0	0.0 0.0	0	0	0 0	0	0	0	0	0
Nov 25	@ Jax	L	S	7 6 1	1.0 8.0	0	0	0 0	0	0	0	0	0
Dec 2	Hou	L	S	4 3 1	0.0 0.0	0	0	0 0	0	0	0	0	0
Dec 9	@ Ind	L	S	6 4 2	0.0 0.0	0	1	0 0	0	1	0	0	0
Dec 17	NYJ	W	S	8 5 3	0.0 0.0	0	0	2 26	0	2	0	0	0
Dec 23	@ GB	L	S	2 2 0	0.0 0.0	0	0	0 0	0	0	0	0	0
Dec 30	Jax	W	S	3 1 2	0.0 0.0	0	0	1 33	0	1	0	0	0

**Totals** 6-10 16/16 103 72 31 1.0 8.0 0 2 4 59 0 5 2 0 0 0

## 2013 Tennessee Titans



## MICHAEL GRIFFIN'S NFL STATISTICS

### REGULAR SEASON

Year	Team	GP GS		TACKLES						INTERCEPTIONS						FUMBLES			
				Tot	Solo	Asst	Sk	Yds	QBP	TFL	No	Yds	Lg	TD	PD	FF	FR	Yds	SpT
2007	Tennessee	16	10	49	34	15	0.0	0.0	0	1	3	3	3	0	8	1	0	0	16
2008	Tennessee	16	16	81	49	32	1.0	4.0	2	2	7	172	83t	1	12	1	0	0	17
2009	Tennessee	16	15	108	62	46	1.0	10.0	1	2	1	3	3	0	7	2	2	0	9
2010	Tennessee	16	16	153	99	54	0.0	0.0	2	1	4	50	28	0	14	2	2	20	2
2011	Tennessee	16	16	96	70	26	0.0	0.0	1	2	2	0	0	0	6	1	0	0	0
2012	Tennessee	16	16	103	72	31	1.0	8.0	0	2	4	59	33	0	5	2	0	0	0
2013	Tennessee	14	14	106	71	35	0.0	0.0	0	1	1	0	0	0	5	2	1	0	3
2014	Tennessee	16	16	115	83	32	3.0	20.0	3	7	2	12	12	0	5	0	0	0	2
NFL Totals		126	119	811	540	271	6.0	42.0	9	18	24	299	83t	1	62	11	5	20	49

### REGULAR SEASON

Year	Team	KICKOFF RETURNS						PUNT RETURNS					
		No	Yds	Avg	Lg	TD		No	FC	Yds	Avg	Lg	TD
2007	Tennessee	18	422	23.4	48	0		0	0	0	0.0	0	0
2008	Tennessee	2	32	16.0	28	0		0	0	0	0.0	0	0
2009	Tennessee	6	143	23.8	31	0		0	0	0	0.0	0	0
2014	Tennessee	0	0	-	-	0		1	0	5	5.0	5	0
NFL Totals		26	597	23.0	48	0		1	0	5	5.0	5	0

### PLAYOFFS

Year	Team	GP GS		TACKLES						INTERCEPTIONS						FUMBLES			
				Tot	Solo	Asst	Sk	Yds	QBP	TFL	No	Yds	Lg	TD	PD	FF	FR	Yds	SpT
2007	Tennessee	1	1	7	6	1	0.0	0.0	0	0	0	0	0	0	1	0	0	0	0
2008	Tennessee	1	1	4	4	0	0.0	0.0	0	0	0	0	0	0	0	0	0	0	0
Playoff Totals		2	2	11	10	1	0.0	0.0	0	0	0	0	0	0	1	0	0	0	0

### PLAYOFFS

Year	Team	KICKOFF RETURNS						PUNT RETURNS					
		No	Yds	Avg	Lg	TD		No	FC	Yds	Avg	Lg	TD
2007	Tennessee	0	0	0.0	0	0		0	0	0	0.0	0	0
2008	Tennessee	1	25	25.0	25	0		0	0	0	0.0	0	0
Playoff Totals		1	25	25.0	25	0		0	0	0	0.0	0	0

### Single-Game Highs

Tackles - 18 at San Diego (9/16/12)  
 Sacks - 1 (Six times, last vs. Houston 10/26/14)  
 Interceptions - 2 (Three times, last vs. N.Y. Jets 12/17/12)  
 Interception Long - 83t vs. Pittsburgh (12/21/08)  
 Passes Defensed - 3 (Three times, last vs. Philadelphia 10/24/10)  
 Forced Fumble - 1 (11 times, last at Seattle 10/13/13)  
 Fumble Recovery - 1 (Five times, last at Seattle 10/13/13)  
 Kickoff Returns - 5 vs. Indianapolis (9/16/07)  
 Kickoff Return Yards - 126 vs. Indianapolis (9/16/07)  
 Kickoff Return Long - 48 at New Orleans (9/24/07)  
 Special Teams Tackles - 6 at Houston (10/21/07)

### Playoff Single-Game Highs

Tackles - 7 at San Diego (1/6/08)  
 Passes Defensed - 1 at San Diego (1/6/08)

### Additional Statistics

Touchdowns - 1 (83-yard interception return vs. Pittsburgh 12/21/08)  
 Blocked Field Goal - 1 vs. Indianapolis (10/28/12)  
 Blocked PAT - 1 vs. Jacksonville (11/1/09)

# 53



## QUENTIN GROVES

OUTSIDE LINEBACKER • 6'3" • 265 lbs • COLLEGE: AUBURN

ACQUIRED: FREE AGENT - 2014

NFL EXP. (NFL/TITANS): 7/1 • HOMETOWN: GREENVILLE, MISS.

GAMES PLAYED/GAMES STARTED: 100/32 (PLAYOFFS: 0/0)



**PRO:** The Titans signed Quentin Groves as a free agent prior to the start of the 2014 regular season, adding a veteran to the defensive unit that has experience playing outside linebacker in a 3-4 defense. Groves has played two seasons (2012-2013) for Titans defensive coordinator Ray Horton and has enjoyed great success having posted six of his 8.5 career sacks in those campaigns. The former Auburn product also excels on special teams coverage units having posted 29 career special teams stops. Groves entered the league as a second-round draft pick of the Jacksonville Jaguars before spending time with the Oakland Raiders (2010-11), Arizona Cardinals (2012) and Cleveland Browns (2013).

### CAREER HIGHLIGHTS:

- In 2013, saw action in just five games as a reserve and posted five tackles, two sacks and two quarterback pressures.
- In 2012, Groves played in all 16 contests with seven starts for the Cardinals, setting career-highs with 41 tackles and four sacks.
- In 2010, Groves appeared in 15 games with a career-high 12 starts for the Raiders and notched 39 tackles, two fumble recoveries and one interception.
- As a rookie in 2008, saw action in all 16 contests as a reserve and totaled 15 tackles, 2.5 sacks and one forced fumble.

### TITANS TIDBITS:

- Groves has a foundation, Quest for Greatness, which teaches sportsmanship, perseverance, and spirituality to youth through sports.
- Groves enjoys reading autobiographies and listening to speeches of Marcus Garvey, Haile Selassie, Malcolm X and Toussaint L'Ouverture.
- Groves held two jobs in the summer while in college working in a lumberyard and as a swimming pool life guard.

### CAREER TRANSACTIONS:

- The Greenville, Miss., native was originally selected by the Jacksonville Jaguars in the second round (52nd overall) of the 2008 NFL Draft.
- Traded from the Jaguars to the Oakland Raiders for a 2010 fifth-round pick on April 21, 2010.
- Signed by the Arizona Cardinals as an unrestricted free agent on May 24, 2012.
- Signed by the Cleveland Browns as an unrestricted free agent on March 12, 2013.
- Released by the Browns on June 6, 2014.
- Signed by the Houston Texans as a free agent on July 27, 2014 and released by the team on Aug. 30, 2014.
- Signed by the Titans as a free agent on Sept. 1, 2014.

### SEASON RECAPS:

**2014 (16/3 - Tennessee):** Played in all 16 games with three starts at outside linebacker and collected 19 tackles, a sack, three stops for loss and two quarterback pressures. Registered seven special teams tackles on coverage units. Tied for the team lead in special teams tackles twice in 2014 (at CIN, vs. JAX).

- At Kansas City (9/7), played as a reserve at linebacker and on special teams. Collected two special teams tackles on coverage units.
- Against Dallas (9/14), saw action as a reserve on special teams and limited action at linebacker.
- At Cincinnati (9/21), played as a reserve and tied for the team lead with a special teams tackle.
- At Indianapolis (9/28), saw action as a reserve at outside linebacker and amassed two tackles. Stopped Trent Richardson for no gain on a rush up

the middle late in the second quarter.

- Against Cleveland (10/5), played as a reserve on special teams.
- Against Jacksonville (10/12), played as a reserve on special teams and tied for the team lead with a special teams stop.
- At Washington (10/19), saw limited action at outside linebacker and on special teams before leaving the game with an injury late in the first quarter.
- Against Houston (10/26), played as a reserve on special teams.
- At Baltimore (11/9), saw action as a reserve on special teams.
- Against Pittsburgh (11/17), played as a reserve at outside linebacker and notched two tackles, including a sack and a stop for loss. Halted a Steelers' drive by dropping Ben Roethlisberger for a nine-yard sack on third-and-11 in the second quarter.
- At Philadelphia (11/23), saw action as a reserve outside linebacker and amassed five tackles. Collected a special teams stop on coverage units.
- At Houston (11/30), made his first Titans start at outside linebacker and notched a tackle and a quarterback pressure. Collected a special teams tackle on coverage units.
- Against N.Y. Giants (12/7), started at outside linebacker and totaled three tackles, including a team-best two stops for loss. Stuffed Andre Williams for no gain on a rush off right tackle early in the first quarter. Stonewalled Williams for a one-yard loss on a rush off right tackle in the opening stanza.
- Against N.Y. Jets (12/14), started at outside linebacker and collected four tackles and a quarterback pressure.
- At Jacksonville (12/18), saw action as a reserve at outside linebacker and registered a solo tackle.
- Against Indianapolis (12/28), played as a reserve at outside linebacker and tallied a tackle. Posted a special teams stop on coverage units.

**2013 (5/0 - Cleveland):** Played in five games as a reserve and logged five tackles (three solo), two sacks and two quarterback harassments. Placed on injured reserve Nov. 11 due to ankle injury that required surgery.

- Against Miami (9/8), in Cleveland debut, sacked quarterback Ryan Tannehill to start second-quarter drive during which Miami would not gain a first down.
- At Green Bay (10/20), registered special teams tackle and forced fumble on Browns' first punt.
- Against Baltimore (11/3), sacked Joe Flacco on third down in first quarter, forcing Ravens field goal.

**2012 (16/7 - Arizona):** Saw action in all 16 contests with seven starts, setting career-highs in tackles (41) and sacks (4). Helped the Cardinals lead the NFL in passer rating allowed (71.2) and interception percentage (4.4 percent) as well as ranking second in interceptions (22) and third-down efficiency (32.9 percent), third in red zone defense (44.4 percent) and fourth in takeaways (33). Added seven special teams tackles.

- At New England (9/16), recorded first career blocked punt.
- At Seattle (12/9), notched a career-high seven tackles, while adding a sack.

**2011 (16/3 - Oakland):** Appeared in all 16 games with three starts and recorded 19 tackles and one forced fumble. Added five special teams tackles.

**2010 (15/12 - Oakland):** Started a career-high 12 of the 15 games he saw action in and posted 39 tackles, two fumble recoveries and one interception.

- At Arizona (9/26), totaled three tackles and intercepted a Derek Anderson pass.

**2009 (16/7 – Jacksonville):** Appeared in all 16 games with seven starts and notched 27 tackles, one interception and one forced fumble. Added a career-best 11 special teams tackles.

- At N.Y. Jets (11/15), snared a Mark Sanchez pass and returned it 37 yards for his first career interception.

**2008 (16/0 – Jacksonville):** Saw action in all 16 contests as a reserve and totaled 15 tackles, 2.5 sacks and one forced fumble.

- Against Buffalo (9/14), in his second career game, recorded a strip-sack on Trent Edwards for first career sack.

#### COLLEGE:

- A four-year letterman at Auburn (2004-07), Groves saw action in 49 games with 23 starts, and recorded 117 tackles, 26 sacks and eight forced fumbles.
- As a senior, posted 38 tackles, three sacks and two forced fumbles. He was one of 10 finalists for the Awards and Recognition Association (ARA) Sportsmanship Award, given annually to one NCAA Division I football player who best personifies the spirit of sportsmanship.
- As a junior, he earned first-team All-Southeastern Conference honors after registering 35 tackles, 9.5 sacks and three forced fumbles.
- As a sophomore, played in all 12 games in the 2005 season, starting in three. He finished the season with 21 tackles, eight tackles for loss and six sacks.
- As a freshman, was used part-time in the rotation at defensive end as a rushing/sack specialist and finished the season tied for third in the SEC

and tied for the team lead with 7.5 sacks. Named to The Sporting News Freshman All-American First-Team, All-SEC Freshman First-Team, Rivals.com Freshman All-America First-Team and the FWAA Freshman All-America Team.

- Graduated with a degree in criminology from Auburn.

#### PERSONAL:

- Married to Treska and the couple has a son, Que'Mani, and a daughter, Que'Jahh.
- Attended Greenville-Westin (Miss.) High School where he played both defensive line and tight end in high school.
- Also lettered in basketball and track and field where he competed in the discus and long jump. He was also a member of the powerlifting team.
- His wife, Treska, hails from Trinidad and was a member of Auburn's track and field team.
- Born Quentin Dominic Groves on July 5, 1984, in Greenville, Miss.

### QUENTIN GROVES' TITANS GAME-BY-GAME

#### 2014 Tennessee Titans

Date	Opp	W/L	P/S	Tot	Solo	Asst	Sk	- Yds	QBP	TFL	Int	- Yds	TD	PD	FF	FR	- Yds	SpT
Sept 7	@ KC	W	p	0	0	0	0.0	0.0	0	0	0	0	0	0	0	0	0	2
Sept 14	Dal	L	p	0	0	0	0.0	0.0	0	0	0	0	0	0	0	0	0	0
Sept 21	@ Cin	L	p	0	0	0	0.0	0.0	0	0	0	0	0	0	0	0	0	1
Sept 28	@ Ind	L	p	2	1	1	0.0	0.0	0	0	0	0	0	0	0	0	0	0
Oct 5	Cle	L	p	0	0	0	0.0	0.0	0	0	0	0	0	0	0	0	0	0
Oct 12	Jax	W	p	0	0	0	0.0	0.0	0	0	0	0	0	0	0	0	0	1
Oct 19	@ Was	L	p	0	0	0	0.0	0.0	0	0	0	0	0	0	0	0	0	0
Oct 26	Hou	L	p	0	0	0	0.0	0.0	0	0	0	0	0	0	0	0	0	0

Nov 9	@ Bal	L	p	0	0	0	0.0	0.0	0	0	0	0	0	0	0	0	0	0
Nov 17	Pit	L	p	2	2	0	1.0	9.0	0	1	0	0	0	0	0	0	0	0
Nov 23	@ Phi	L	p	5	3	2	0.0	0.0	0	0	0	0	0	0	0	0	0	1
Nov 30	@ Hou	L	S	1	0	1	0.0	0.0	1	0	0	0	0	0	0	0	0	1
Dec 7	NYG	L	S	3	2	1	0.0	0.0	0	2	0	0	0	0	0	0	0	0
Dec 14	NYJ	L	S	4	3	1	0.0	0.0	1	0	0	0	0	0	0	0	0	0
Dec 18	@ Jax	L	p	1	1	0	0.0	0.0	0	0	0	0	0	0	0	0	0	0
Dec 28	Ind	L	p	1	0	1	0.0	0.0	0	0	0	0	0	0	0	0	0	1
<b>Totals</b>				<b>2-14</b>	<b>16/3</b>	<b>19</b>	<b>12</b>	<b>7</b>	<b>1.0</b>	<b>9.0</b>	<b>2</b>	<b>3</b>	<b>0</b>	<b>0</b>	<b>0</b>	<b>0</b>	<b>0</b>	<b>7</b>

### QUENTIN GROVES' NFL STATISTICS

#### REGULAR SEASON

Year	Team	GP	GS	TACKLES						INTERCEPTIONS						FUMBLES			
				Tot	Solo	Asst	Sk	Yds	QBP	TFL	No	Yds	Lg	TD	PD	FF	FR	Yds	SpT
2008	Jacksonville	16	0	10	8	2	2.5	25.5	NA	NA	0	0	0	0	1	1	0	0	4
2009	Jacksonville	16	7	27	22	5	0.0	0.0	NA	NA	1	37	37	0	1	1	0	0	11
2010	Oakland	15	12	39	28	11	0.0	0.0	NA	NA	1	-4	-4	0	2	0	2	0	1
2011	Oakland	16	3	19	15	4	0.0	0.0	NA	NA	0	0	0	0	2	1	0	0	5
2012	Arizona	16	7	41	34	7	4.0	19.0	NA	NA	0	0	0	0	0	1	0	0	7
2013	Cleveland	5	0	5	3	2	2.0	13.0	NA	NA	0	0	0	0	0	0	0	0	1
2014	Tennessee	16	3	19	12	7	1.0	9.0	2	3	0	0	0	0	0	0	0	0	7
<b>NFL Totals</b>		<b>100</b>	<b>32</b>	<b>160</b>	<b>122</b>	<b>38</b>	<b>9.5</b>	<b>66.5</b>	<b>2</b>	<b>3</b>	<b>2</b>	<b>33</b>	<b>37</b>	<b>0</b>	<b>6</b>	<b>4</b>	<b>2</b>	<b>0</b>	<b>36</b>

#### Single-Game Highs

Tackles - 7 at Seattle (12/9/12)  
 Sacks - **1 (Nine times, last vs. Pittsburgh 11/17/14)**  
 Interceptions - 1 (Twice, last at Arizona 9/26/10)  
 Forced Fumble - 1 (Four times, last vs. St. Louis 11/25/12)  
 Fumble Recovery - 1 (Twice, last at Pittsburgh 11/21/10)

#### Additional Statistics

Special Teams Fumble Recovery - 1 (2010)  
 Blocked Punt - 1 (2012)

80



## DEREK HAGAN

WIDE RECEIVER • 6'2" • 210 lbs • COLLEGE: ARIZONA STATE  
 ACQUIRED: FREE AGENT - 2014 • NFL EXP. (NFL/TITANS): 8/1  
 HOMETOWN: PALMDALE, CALIF.  
 GAMES PLAYED/GAMES STARTED: 99/13 (PLAYOFFS: 1/0)



**PRO:** Derek Hagan joined the Titans as a free agent on June 17, 2014 to provide depth and competition at wide receiver. The 6-foot-2-inch, 210-pounder has amassed 129 receptions for 1,480 yards and six touchdowns in his first seven NFL seasons. The former third-round selection of the Miami Dolphins has also spent time with the N.Y. Giants, Oakland Raiders, Buffalo Bills and Tampa Bay Buccaneers.

### CAREER HIGHLIGHTS:

- In 2007, Hagan saw action in all 16 games for the Dolphins and grabbed a career-high 29 passes for 373 yards and two touchdowns.
- In 2012, Hagan played in 14 games and posted 20 receptions for 259 yards.

### TITANS TIDBITS:

- Hagan spent the 2013 season working as an NFL analyst for Fox Sports Radio on the Jason Smith Show.
- Hagan helps promote GameBreaker Helmets, which is a uniquely designed performance cap for athletes. The helmets helps reduce the nicks and abrasions that come with playing a contact sport. The company has gained a foothold in a number of California high schools.

### CAREER TRANSACTIONS:

- The Palmdale, Calif., native was selected by the Miami Dolphins in the third round (82nd overall) of the 2006 NFL Draft.
- Waived by the Dolphins on Nov. 5, 2008.
- Signed by the N.Y. Giants as a free agent on Dec. 16, 2008.
- Waived by the Giants on Sept. 4, 2010 and re-signed by the team on Nov. 16, 2010.
- Signed by the Oakland Raiders as an unrestricted free agent on Aug. 7, 2011 and released on Nov. 2, 2011.
- Signed by the Buffalo Bills as a free agent on Nov. 22, 2011.
- Released by the Bills on Aug. 31, 2012.
- Signed by the Raiders as a free agent on Sept. 6, 2012.
- Signed by the Tampa Bay Buccaneers as an unrestricted free agent on June 13, 2013 and released by the team on Aug. 26, 2013.
- Signed by the Titans as a free agent on June 17, 2014.

### SEASON RECAPS:

**2014 (16/3 - Tennessee):** Played in all 16 games with three starts at wide receiver and caught 19 passes for 254 yards with a touchdown. Registered five special teams tackles on coverage units. Led the team in receptions once in 2014 (vs. NYG). Led the team in receiving yards once in 2014 (vs. NYG). Led the team in special teams tackles once in 2014 (at WAS). Tied a career-long with a 38-yard touchdown reception at Washington (10/19/14).

- At Kansas City (9/7), saw limited action as a reserve at wide receiver and caught one pass for nine yards. Registered a special teams tackle on coverage units.
- Against Dallas (9/14), played as a reserve at wide receiver and caught one pass for 25 yards.
- At Cincinnati (9/21), saw limited action at wide receiver and on special teams.
- At Indianapolis (9/28), played as a reserve at wide receiver and on special teams.
- Against Cleveland (10/5), saw action as a reserve on special teams and in a limited role at wide receiver.
- Against Jacksonville (10/12), played as a reserve on special teams and saw limited action at wide receiver.
- At Washington (10/19), saw action as a reserve at wide receiver and

caught two passes for 45 yards with a touchdown. Led the team with two special teams tackles. Gave the Titans a 17-16 lead with a 38-yard touchdown reception with 7:41 remaining in the fourth quarter.

- Against Houston (10/26), played as a reserve wide receiver and caught one pass for six yards. Extended the Titans' first touchdown drive with a six-yard reception on fourth-and-three in the third quarter.
- At Baltimore (11/9), played as a reserve at wide receiver and on special teams.
- Against Pittsburgh (11/17), saw action as a reserve at wide receiver and on special teams. Hauled in one reception for five yards.
- At Philadelphia (11/23), collected two special teams tackles on coverage units.
- At Houston (11/30), played as a reserve at wide receiver and hauled in two receptions for 39 yards. Snared a 20-yard pass and a 19-yard reception during the Titans' initial touchdown drive in the third quarter. Pinned the Texans deep in their own territory by downing Brett Kern's 44-yard punt at the Houston one-yard line.
- Against N.Y. Giants (12/7), started at wide receiver and led the team with six receptions and 62 receiving yards.
- Against N.Y. Jets (12/14), started at wide receiver.
- At Jacksonville (12/18), played as a reserve at wide receiver and recorded three receptions for 47 yards.
- Against Indianapolis (12/28), started at wide receiver and grabbed two receptions for 16 yards.

**2012 (14/2 - Oakland):** Played in 14 games with two starts and totaled 20 receptions for 259 yards. Was inactive for two contests.

- At Atlanta (10/14), had a season-high 85 receiving yards, including a career-long 38-yard reception.

**2011 (6/2 - Oakland; 4/1 - Buffalo):** Played in six games with two starts for the Raiders in the first seven weeks and amassed 11 receptions for 114 yards. Waived on Nov. 2 and signed by the Bills on Nov. 22. Was inactive for the first two games for the Bills and then appeared in four contests with a start and collected 13 catches for 138 yards with a touchdown.

- At Buffalo (9/18), started at wideout for the Raiders and caught five passes for 61 yards.
- At New England (1/1), started at wide receiver for the Bills and snared a season-high seven receptions for 89 yards.

**2010 (7/4 - N.Y. Giants):** Released by the Giants following training camp but was re-signed as a free agent on Nov. 16. Played in seven games with four starts and amassed 24 receptions for 223 yards with a touchdown.

- At Philadelphia (11/21), made his season debut and hauled in two passes for 21 yards and a score.
- Against Washington (12/5), recorded a season-best seven catches for 65 yards.

**2009 (16/0 - N.Y. Giants):** Saw action in all 16 games, primarily on special teams. Caught eight passes for 101 yards with a touchdown. Finished tied for fourth on the team with 11 special teams tackles.

- At Washington (12/21), hauled in a 23-yard touchdown from Eli Manning that was his longest reception of the season.

**2008 (4/0 - Miami, N.Y. Giants 0/0, 1/0):** Played in four games for the Dolphins and had three receptions for 51 yards before being released on Nov. 5. Signed by the Giants on Dec. 16 and was inactive for the final two games before appearing as a reserve in a postseason contest.

- Against Arizona (9/14), grabbed three receptions for 51 yards.



- Against Philadelphia (1/11), made his Giants debut in NFC Divisional Playoff game when he played on special teams.

**2007 (16/1 - Miami):** Played in all 16 games for the second consecutive season and caught a career-high 29 passes for 373 yards and two touchdowns.

- Against Dallas (9/16), totaled two receptions for 33 yards with a 21-yard touchdown.
- At Buffalo (12/9), made his first career start and caught career-best eight passes for a career-high 93 yards.
- Against Cincinnati (12/30), hauled in two receptions for 44 yards with a score.

**2006 (16/0 - Miami):** As a rookie, played as a reserve in all 16 games and collected 21 receptions for 221 yards and a touchdown.

- At Pittsburgh (9/7), registered his first career NFL catch on a 14-yarder from Daunte Culpepper.
- Against Green Bay (10/22), hauled in five receptions for 53 yards and scored his first career touchdown on a 13-yard pass from Joey Harrington.

#### COLLEGE:

- Started 36 of 50 games at Arizona State (2002-2005), totaling 258 receptions for 3,939 yards and 27 touchdowns. Finished his career as the Pac-10's all-time leader in receptions, and ranked second in conference history in career receiving yards.
- Left Arizona State as the school's all-time leader in receptions, receiving yards, receiving touchdowns, 100-yard games (18).
- Named a semifinalist for the Biletnikoff Award (Best Wide Receiver) as both a junior and senior and was a three-time All-Pac-10 selection (first-

team 2005; second-team 2004; honorable mention 2003).

- Selected a two-time All-American by Rivals.com (Third-team 2005; second-team 2004). Earned an invitation to the 2005 Senior Bowl.
- Named first-team All-Pac 10 as a senior, when he caught 77 passes for 1,210 yards and eight touchdowns.
- In 2004, caught 83 passes, the second-most in school history.
- Has two of the top five receiving seasons in school history.
- Named to the Pac-10 All-Freshman team by the *Sporting News*.
- Majored in interdisciplinary justice studies at Arizona State.

#### PERSONAL:

- Attended Palmdale (Calif.) High School and earned honorable mention all-region honors from PrepStar Magazine as a senior.
- Earned all-conference honors in both his junior and senior seasons.
- As a senior, caught 65 passes for a school record 843 yards and five touchdowns. Also added nine interceptions on defense.
- Born Derek Steven Hagan, Jr. on Sept. 21, 1984 in Northridge, Calif.

## DEREK HAGAN'S GAME-BY-GAME

2006 Miami Dolphins					RECEIVING				
Date	Opp.	W/L	P/S	No	Yds	Avg	Lg	TD	
Sept 7	@ Pit	L	p	1	14	14.0	14	0	
Sept 17	Buf	L	p	0	0	-	0	0	
Sept 24	Ten	W	p	0	0	-	0	0	
Oct 1	@ Hou	L	p	0	0	-	0	0	
Oct 8	@ NE	L	p	1	17	17.0	17	0	
Oct 15	@ NYJ	L	p	6	66	11.0	24	0	
Oct 22	GB	L	p	5	53	10.6	17	1	
Nov 5	@ Chi	W	p	1	7	7.0	7	0	
Nov 12	KC	W	p	1	11	11.0	11	0	
Nov 19	Min	W	p	1	7	7.0	7	0	
Nov 23	@ Det	W	p	0	0	-	0	0	
Dec 3	Jax	L	p	1	5	5.0	5	0	
Dec 10	NE	W	p	0	0	-	0	0	
Dec 17	@ Buf	L	p	0	0	-	0	0	
Dec 25	NYJ	L	p	3	35	11.7	12	0	
Dec 31	@ Ind	L	p	1	6	6.0	6	0	
<b>Totals</b>		<b>6-10</b>	<b>16/0</b>	<b>21</b>	<b>221</b>	<b>10.5</b>	<b>24</b>	<b>1</b>	

2007 Miami Dolphins					RECEIVING				
Date	Opp.	W/L	P/S	No	Yds	Avg	Lg	TD	
Sept 9	@ Was	L	P	0	0	-	0	0	
Sept 16	Dal	L	p	2	33	16.5	21t	1	
Sept 23	@ NYJ	L	p	1	9	9.0	9	0	
Sept 30	Oak	L	p	0	0	-	0	0	
Oct 7	@ Hou	L	p	0	0	-	0	0	
Oct 14	@ Cle	L	p	3	30	10.0	15	0	
Oct 21	NE	L	p	4	56	14.0	20	0	
Oct 28	@ NYG	L	p	2	27	13.5	15	0	
Nov 11	Buf	L	p	2	29	14.5	21	0	
Nov 18	@ Phi	L	p	0	0	-	0	0	
Nov 26	@ Pit	L	p	0	0	-	0	0	
Dec 2	NYJ	L	p	2	14	7.0	9	0	
Dec 9	@ Buf	L	S	8	93	11.6	21	0	
Dec 16	Bal	W	p	3	38	12.7	21	0	
Dec 23	@ NE	L	p	0	0	-	0	0	
Dec 30	Cin	L	p	2	44	22.0	22t	1	
<b>Totals</b>		<b>1-15</b>	<b>16/1</b>	<b>29</b>	<b>373</b>	<b>12.9</b>	<b>22t</b>	<b>2</b>	

2008 Miami Dolphins/N.Y. Giants					RECEIVING				
Date	Opp.	W/L	P/S	No	Yds	Avg	Lg	TD	
Sept 7	NYJ	L	p	0	0	-	0	0	
Sept 14	@ Ari	L	p	3	51	17.0	20	0	
Sept 21	@ NE	W	p	0	0	-	0	0	
Oct 5	SD	W	IA						
Oct 12	@ Hou	L	IA						
Oct 19	Bal	L	IA						
Oct 26	Buf	W	p	0	0	-	0	0	
Nov 2	@ Den	W	IA						
Released by the Dolphins on Nov. 5									
Signed by the N.Y. Giants on Dec. 16									
Dec 21	Car	W	IA						
Dec 28	Min	L	IA						
<b>Totals</b>		<b>5-5</b>	<b>4/0</b>	<b>3</b>	<b>51</b>	<b>17.0</b>	<b>20</b>	<b>0</b>	

2009 N.Y. Giants					RECEIVING				
Date	Opp.	W/L	P/S	No	Yds	Avg	Lg	TD	
Sept 13	Was	W	p	0	0	-	0	0	
Sept 20	@ Dal	W	p	1	12	12.0	12	0	
Sept 27	@ TB	W	p	0	0	-	0	0	
Oct 4	@ KC	W	p	0	0	-	0	0	
Oct 11	Oak	W	p	1	7	7.0	7	0	
Oct 18	@ NO	L	p	0	0	-	0	0	
Oct 25	Ari	L	p	0	0	-	0	0	
Nov 1	@ Phi	L	p	2	7	3.5	8	0	
Nov 8	SD	L	p	0	0	-	0	0	
Nov 22	Atl	W	p	0	0	-	0	0	
Nov 26	@ Den	L	p	0	0	-	0	0	
Dec 6	Dal	W	p	0	0	-	0	0	
Dec 13	Phi	L	p	0	0	-	0	0	
Dec 21	@ Was	W	p	1	23	23.0	23t	1	
Dec 27	Car	L	p	1	21	21.0	21	0	
Jan 3	@ Min	L	p	2	31	15.5	16	0	
<b>Totals</b>		<b>8-8</b>	<b>16/0</b>	<b>8</b>	<b>101</b>	<b>12.6</b>	<b>23t</b>	<b>1</b>	

## DEREK HAGAN'S GAME-BY-GAME CONT.

### 2010 N.Y. Giants

RECEIVING								
Date	Opp.	W/L	P/S	No	Yds	Avg	Lg	TD
Nov 21	@ Phi	L	p	3	10	3.3	5t	1
Nov 28	Jax	W	S	2	21	10.5	15	0
Dec 5	Was	W	S	7	65	9.3	17	0
Dec 13	@ Min	W	p	1	10	10.0	10	0
Dec 19	Phi	L	S	3	36	12.0	16	0
Dec 26	@ GB	L	p	2	11	5.5	8	0
Jan 2	@ Was	W	S	6	70	11.7	17	0
<b>Totals</b>		<b>4-3</b>	<b>7/4</b>	<b>24</b>	<b>223</b>	<b>9.3</b>	<b>17</b>	<b>1</b>

### 2011 Oakland Raiders/Buffalo Bills

RECEIVING								
Date	Opp.	W/L	P/S	No	Yds	Avg	Lg	TD
Sept 12	@ Den	W	IA					
Sept 18	@ Buf	L	S	5	61	12.2	25	0
Sept 25	NYJ	W	S	1	13	13.0	13	0
Oct 2	NE	L	p	4	27	6.8	10	0
Oct 9	@ Hst	W	p	1	13	13.0	13	0
Oct 16	Cle	W	p	0	0	-	0	0
Oct 23	KC	L	p	0	0	-	0	0
Released by the Raiders on Nov. 2								
Signed by the Bills on Nov. 22								
Nov 27	@ NYJ	L	IA					
Dec 4	Ten	L	IA					
Dec 11	@ SD	L	p	2	28	14.0	17	0
Dec 18	Mia	L	p	2	12	6.0	10	1
Dec 24	Den	W	p	2	9	4.5	6	0
Jan 1	@ NE	L	S	7	89	12.7	29	0
<b>Totals</b>		<b>5-8</b>	<b>10/3</b>	<b>24</b>	<b>252</b>	<b>10.5</b>	<b>29</b>	<b>1</b>

### 2012 Oakland Raiders

RECEIVING								
Date	Opp.	W/L	P/S	No	Yds	Avg	Lg	TD
Sept 10	SD	L	p	4	44	11.0	17	0
Sept 16	@ Mia	L	p	1	10	10.0	10	0
Sept 23	Pit	W	p	3	30	10.0	17	0
Sept 30	@ Den	L	S	2	18	9.0	10	0
Oct 14	@ Atl	L	p	4	85	21.3	38	0
Oct 21	Jax	W	p	0	0	-	0	0
Oct 28	@ KC	W	p	0	0	-	0	0

Nov 4	TB	L	p	1	6	6.0	6	0
Nov 11	@ Bal	L	p	2	24	12.0	14	0
Nov 18	NO	L	S	1	17	17.0	17	0
Nov 25	@ Cin	L	p	0	0	-	0	0
Dec 2	Cle	L	p	1	6	6.0	6	0
Dec 6	Den	L	IA					
Dec 12	KC	W	IA					
Dec 23	@ Car	L	p	1	19	19.0	19	0
Dec 30	@ SD	L	p	0	0	-	0	0
<b>Totals</b>		<b>4-12</b>	<b>14/2</b>	<b>20</b>	<b>259</b>	<b>13.0</b>	<b>38</b>	<b>0</b>

### 2014 Tennessee Titans

RECEIVING								
Date	Opp.	W/L	P/S	No	Yds	Avg	Lg	TD
Sept 7	@ KC	W	p	1	9	9.0	9	0
Sept 14	Dal	L	p	1	25	25.0	25	0
Sept 21	@ Cin	L	p	0	0	-	0	0
Sept 28	@ Ind	L	p	0	0	-	0	0
Oct 5	Cle	L	p	0	0	-	0	0
Oct 12	Jax	W	p	0	0	-	0	0
Oct 19	@ Was	L	p	2	45	22.5	38t	1
Oct 26	Hou	L	p	1	6	6.0	6	0
Nov 9	@ Bal	L	p	0	0	-	0	0
Nov 17	Pit	L	p	1	5	5.0	5	0
Nov 23	@ Phi	L	p	0	0	-	0	0
Nov 30	@ Hou	L	p	2	39	19.5	20	0
Dec 7	NYG	L	S	6	62	10.3	26	0
Dec 14	NYJ	L	S	0	0	-	0	0
Dec 18	@ Jax	L	p	3	47	15.7	20	0
Dec 28	Ind	L	S	2	16	8.0	9	0
<b>Totals</b>		<b>2-14</b>	<b>16/3</b>	<b>19</b>	<b>254</b>	<b>13.4</b>	<b>38t</b>	<b>1</b>

## DEREK HAGAN'S NFL STATISTICS

### REGULAR SEASON

RECEIVING									RUSHING				
Year	Team	GP	GS	No	Yds	Avg	Lg	TD	Att	Yds	Avg	Lg	TD
2006	Miami	16	0	21	221	10.5	24	1	0	0	-	0	0
2007	Miami	16	1	29	373	12.9	22t	2	2	25	12.5	14	0
2008	Miami	4	0	3	51	17.0	20	0	0	0	-	0	0
2009	N.Y. Giants	16	0	8	101	12.6	23t	1	0	0	-	0	0
2010	N.Y. Giants	7	4	24	223	9.3	17	1	0	0	-	0	0
2011	OAK/BUF	10	3	24	252	10.5	29	1	0	0	-	0	0
2012	Oakland	14	2	20	259	13.0	38	0	0	0	-	0	0
2014	Tennessee	16	3	19	254	13.4	38t	1	0	0	-	0	0
<b>NFL Totals</b>		<b>99</b>	<b>13</b>	<b>148</b>	<b>1,734</b>	<b>11.7</b>	<b>38t</b>	<b>7</b>	<b>2</b>	<b>25</b>	<b>12.5</b>	<b>14</b>	<b>0</b>

### PLAYOFFS

RECEIVING									RUSHING				
Year	Team	GP	GS	No	Yds	Avg	Lg	TD	Att	Yds	Avg	Lg	TD
2008	N.Y. Giants	1	0	0	0	-	0	0	0	0	-	0	0
<b>Playoff Totals</b>		<b>1</b>	<b>0</b>	<b>0</b>	<b>0</b>	<b>-</b>	<b>0</b>	<b>0</b>	<b>0</b>	<b>0</b>	<b>-</b>	<b>0</b>	<b>0</b>

### Single-Game Highs

Receptions - 8 at Buffalo (12/9/07)  
 Receiving yards - 93 at Buffalo (12/9/07)  
 Long Reception - **38t at Washington (10/19/14)**  
 Touchdowns - **1 (Seven times, last at Washington 10/19/14)**

### Additional Statistics

Special Teams Tackles - 4 (2006), 4 (2007), 11 (2009), 2 (2010), 1 (2011), 5 (2014)  
 Special Teams Fumble Recovery - 1 (2007)  
 Special Teams Forced Fumble - 1 (2007)

# 32



## BRANDON HARRIS

CORNERBACK • 5'10" • 189 lbs • COLLEGE: MIAMI (FLA.)  
 ACQUIRED: WAIVERS (HOU) - 2014 • NFL EXP. (NFL/TITANS): 4/1  
 HOMETOWN: MIAMI, FLA.  
 GAMES PLAYED/GAMES STARTED: 42/0 (PLAYOFFS: 2/1)



**PRO:** The Titans claimed cornerback Brandon Harris off waivers from the Houston Texans prior to the start of the 2014 regular season. The 5-foot-10-inch, 189-pounder is a veteran defensive back that has seen a majority of his NFL action in nickel packages. Prior to arriving in Tennessee, the former Miami (Fla.) product was originally drafted by the Texans in the second round of the 2011 NFL Draft and spent three seasons with the club.

### CAREER HIGHLIGHTS:

- In 2013, Harris saw action in all 16 games and tallied career-highs with 20 tackles and four passes defended.

### TITANS TIDBITS:

- Harris' father, Tim, was named *USA Today* National Coach of the Year in 2007 at Miami's Booker T. Washington High School. He was also Texans wide receiver Andre Johnson's high school offensive coordinator at Miami Sr. High.

### CAREER TRANSACTIONS:

- The Miami, Fla., native was originally selected by the Houston Texans in the second round (60th overall) of the 2011 NFL Draft.
- Waived by the Texans on Aug. 30, 2014.
- Claimed by the Titans off waivers from the Texans on Aug. 31, 2014.

### SEASON RECAPS:

**2014 (11/0):** Appeared in 11 games as a reserve defensive back and amassed nine tackles and three passes defended on defense. Collected two special teams tackles on coverage units. Was inactive for five games and did not play in one contest. Led the team in passes defended once in 2014 (vs. NYG).

- At Kansas City (9/7), played as a reserve on special teams coverage units.
- Against Dallas (9/14), was inactive.
- At Cincinnati (9/21), dressed but did not play.
- At Indianapolis (9/28), was inactive.
- Against Cleveland (10/5), saw action as a reserve as the nickelback and registered three tackles.
- Against Jacksonville (10/12), played as a reserve on special teams.
- At Washington (10/19), saw limited action as a reserve on special teams.
- Against Houston (10/26), played as a reserve on special teams.
- At Baltimore (11/9), was inactive.
- Against Pittsburgh (11/17), was inactive.
- At Philadelphia (11/23), saw limited action as a reserve at cornerback.
- At Houston (11/30), played as a reserve on special teams.
- Against N.Y. Giants (12/7), played as a reserve at cornerback and totaled five tackles and a team-best two passes defended. Collected a special teams tackle. Broke up a pass intended for Kevin Ogletree in the first quarter. Defended a pass intended for Odell Beckham Jr. late in the third quarter.
- Against N.Y. Jets (12/14), saw action as a reserve at cornerback and collected a tackle. Posted a special teams tackle on coverage units.
- At Jacksonville (12/18), played as a reserve on special teams.
- Against Indianapolis (12/28), saw action as a reserve at defensive back and tallied a pass defended. Halted a Colts' drive by breaking up a third-and-four deep pass intended for T.Y. Hilton in the second quarter.

**2013 (16/0 - Houston):** Played in all 16 games for the first time in his career and recorded career-highs with 20 tackles and four passes defended.

- At Arizona (11/10), recorded three tackles and tied a career-high with two passes defended.

- Against Jacksonville (11/24), notched a season-high six tackles and a pass defended.

**2012 (8/0, 2/1 - Houston):** Saw action in eight games as a reserve and notched 12 tackles, three passes defended and two special teams stops. Was inactive for eight games. Appeared in two playoff contests with a start and recorded three tackles and a pass defended.

- At Tennessee (12/2), recorded seven tackles (six solo) and two passes defended.
- Against Minnesota (12/23), made three tackles (two solo).
- Against Cincinnati (1/5), made his playoff debut and notched a tackle and pass defended in AFC Wild Card Playoff.
- At New England (1/13), made his first career postseason start and made two tackles in the AFC Divisional Playoff.

**2011 (7/0, 0/0 - Houston):** Played in seven games as a reserve and posted a solo tackle on defense and a solo stop on special teams. Inactive for nine games during the regular season and both playoff games.

- At New Orleans (9/25), made his professional debut on special teams.
- Against Tennessee (1/1), made one solo tackle in the season finale.

### COLLEGE:

- Attended Miami (Fla.) and started 32 of 39 games, recording 132 tackles, nine tackles for loss, four interceptions, five forced fumbles, two sacks and 28 passes defended.
- Named a semifinalist for the Jim Thorpe Award (nation's top defensive back) for the second consecutive year as a junior after starting all 13 games, recording 44 tackles and a team-high 10 passes defended en route to a second-team All-ACC selection.
- In 2009, started all 13 games and ranked third on the team with 58 tackles, including one sack for five yards and six stops for losses for 12 yards; gained 10 yards on two interceptions, caused three fumbles and returned two kickoffs for 63 yards. Led the ACC and ranked second nationally with 1.3 passes defended per contest as a sophomore.
- Tied for second nationally in pass breakups (15) and third in passes defended (17), earning him All-American and first-team All-ACC honors.
- Saw action in all 13 games and started six contests at left cornerback his freshman year, finishing eighth on the team with 30 tackles, including one sack for seven yards and two stops for losses totaling 11 yards and deflected three pass attempts and intercepted another, gaining 25 yards on the return.
- Earned Academic All-ACC honors in his first season.

### PERSONAL:

- Attended Booker T. Washington High School in Miami, where he played for his father, Tim Harris.
- As a senior, named Florida's Gatorade Player of the Year, Dade County's 6A-4A Defensive Player of the Year and the *Miami Herald's* Miami-Dade County Male Athlete of the Year.
- Added All-American honors by Prep Star and EA Sports, and was listed as a member of the *Atlanta Journal-Constitution* Super Southern 100 team.
- In 2007, the Booker T. Washington Tornadoes turned in a perfect 14-0 record and claimed the Florida Class-4A state championship title while finishing sixth in *USA Today's* final national rankings.
- Born Brandon Devarius Harris on Jan. 24, 1990 in Miami, Fla.

## BRANDON HARRIS' GAME-BY-GAME

### 2014 Tennessee Titans

Date	Opp	W/L	P/S	Tot	Solo	Asst	Sk	- Yds	QBP	TFL	Int	- Yds	TD	PD	FF	FR	- Yds	SpT
Sept 7	@ KC	W	p	0	0	0	0.0	0.0	0	0	0	0	0	0	0	0	0	0
Sept 14	Dal	L	IA															
Sept 21	@ Cin	L	DNP															
Sept 28	@ Ind	L	IA															
Oct 5	Cle	L	p	3	2	1	0.0	0.0	0	0	0	0	0	0	0	0	0	0
Oct 12	Jax	W	p	0	0	0	0.0	0.0	0	0	0	0	0	0	0	0	0	0
Oct 19	@ Was	L	p	0	0	0	0.0	0.0	0	0	0	0	0	0	0	0	0	0
Oct 26	Hou	L	p	0	0	0	0.0	0.0	0	0	0	0	0	0	0	0	0	0

Nov 9	@ Bal	L	IA															
Nov 17	Pit	L	IA															
Nov 23	@ Phi	L	p	0	0	0	0.0	0.0	0	0	0	0	0	0	0	0	0	0
Nov 30	@ Hou	L	p	0	0	0	0.0	0.0	0	0	0	0	0	0	0	0	0	0
Dec 7	NYG	L	p	5	5	0	0.0	0.0	0	0	0	0	0	2	0	0	0	1
Dec 14	NYJ	L	p	1	1	0	0.0	0.0	0	0	0	0	0	0	0	0	0	1
Dec 18	@ Jax	L	p	0	0	0	0.0	0.0	0	0	0	0	0	0	0	0	0	0
Dec 28	Ind	L	p	0	0	0	0.0	0.0	0	0	0	0	0	1	0	0	0	0
Totals				2-14	11/0	9	8	1	0.0	0.0	0	0	0	0	3	0	0	2

## BRANDON HARRIS' NFL STATISTICS

### REGULAR SEASON

Year	Team	GP GS		TACKLES							INTERCEPTIONS					FUMBLES			
				Tot	Solo	Asst	Sk	Yds	QBP	TFL	No	Yds	Lg	TD	PD	FF	FR	Yds	SpT
2011	Houston	7	0	1	1	0	0.0	0.0	0	0	0	0	0	0	0	0	0	0	1
2012	Houston	8	0	12	10	2	0.0	0.0	0	0	0	0	0	0	3	0	0	0	2
2013	Houston	16	0	20	15	5	0.0	0.0	0	0	0	0	0	0	4	0	0	0	3
2014	Tennessee	11	0	9	8	1	0.0	0.0	0	0	0	0	0	0	3	0	0	0	2
<b>NFL Totals</b>		<b>42</b>	<b>0</b>	<b>42</b>	<b>34</b>	<b>8</b>	<b>0.0</b>	<b>0.0</b>	<b>0</b>	<b>0</b>	<b>0</b>	<b>0</b>	<b>0</b>	<b>0</b>	<b>10</b>	<b>0</b>	<b>0</b>	<b>0</b>	<b>8</b>

### PLAYOFFS

Year	Team	GP GS		TACKLES							INTERCEPTIONS					FUMBLES			
				Tot	Solo	Asst	Sk	Yds	QBP	TFL	No	Yds	Lg	TD	PD	FF	FR	Yds	SpT
2012	Houston	2	1	3	3	0	0.0	0.0	0	0	0	0	0	0	1	0	0	0	0
<b>Playoff Totals</b>		<b>2</b>	<b>1</b>	<b>3</b>	<b>3</b>	<b>0</b>	<b>0.0</b>	<b>0.0</b>	<b>0</b>	<b>0</b>	<b>0</b>	<b>0</b>	<b>0</b>	<b>0</b>	<b>1</b>	<b>0</b>	<b>0</b>	<b>0</b>	<b>0</b>

### Single-Game Highs

Tackles - 7 at Tennessee (12/2/12)

Pass Defensed - **2 (Three times, last vs. N.Y. Giants 12/7/14)**

### Playoff Single-Game Highs

Tackles - 2 at New England (1/13/13)

Pass Defensed - 1 vs. Cincinnati (1/5/13)



# 94



## SAMMIE HILL

DEFENSIVE TACKLE • 6'4" • 328 lbs • COLLEGE: STILLMAN  
 ACQUIRED: UNRESTRICTED FREE AGENT (DET) - 2013  
 NFL EXP. (NFL/TITANS): 6/2 • HOMETOWN: WEST BLOCTON, ALA.  
 GAMES PLAYED/GAMES STARTED: 87/43 (PLAYOFFS: 1/0)



**PRO:** Sammie Hill was a priority free agent target during the 2013 offseason for a Titans defense that was looking to get bigger in the trenches and improve against the run. The 6-foot-4-inch, 329-pounder is a good athlete with outstanding size and long arms that will provide a large presence on the Titans' defensive front. The Stillman product is quick and agile, but also is stout at the point of attack. He arrived in Tennessee after playing the first four seasons of his career as a member of the Detroit Lions.

### CAREER HIGHLIGHTS:

- In his first season with the Titans in 2013, Hill saw action in 13 games with 10 starts at defensive tackle and tallied career-highs with 40 tackles and seven passes defended.
- In 2011, appeared in all 16 games for the first time in his career and registered 24 tackles, 1.5 sacks, a forced fumble and a fumble recovery.
- In 2010, saw action in 15 games and recorded a career-high 30 tackles, 2.5 sacks for 18 yards and a fumble recovery.
- In his first pro season in 2009, Hill played 13 games with 12 starts at defensive tackle. The fourth-round pick earned one of the team's starting defensive tackle positions to start his rookie campaign.

### TITANS TIDBITS:

- At Stillman, Hill and two college teammates were heroic in their efforts to save a man from a burning house. The three Stillman players were driving by a house when they noticed a distressed woman who needed help. She told Hill and his teammates that her father was inside and they proceeded to rescue him from the burning building.
- In the offseason, Hill likes to go home to visit family and friends. By joining the Titans, he is now just a short three-hour ride from his hometown of West Blocton, Ala.
- Hill is a big collector of hats and shoes. His favorite hat is his St. Louis Cardinals hat, and his favorite shoe is the Nike Air Force One.

### CAREER TRANSACTIONS:

- The West Blocton, Ala., native was originally selected by the Detroit Lions in the fourth round (115th overall) of the 2009 NFL Draft.
- Signed by the Titans as an unrestricted free agent on March 14, 2013.

### SEASON RECAPS:

- 2014 (15/15 - Tennessee):** Started 15 games at nose tackle and tallied a career-high 47 tackles, a career-best three sacks, eight quarterback pressures, seven stops for loss and six passes defended. Blocked a potential game-winning field goal attempt against Jacksonville (10/12/14). Was inactive for one contest. Tied for the team lead in sacks twice in 2014 (at KC, at WAS). Tied for the team lead in quarterback pressures once in 2014 (at CIN). Tied for the team lead in passes defended four times in 2014 (at CIN, vs. CLE, at WAS, at JAX).
- At Kansas City (9/7), started at nose tackle and collected three tackles, including a sack. Dropped Alex Smith for an eight-yard sack late in the fourth quarter.
  - Against Dallas (9/14), started at nose tackle and notched a solo tackle.
  - At Cincinnati (9/21), started at nose tackle and tied a career-best with six tackles, a quarterback pressure and a pass defended. Batted down a pass at the line of scrimmage that was intended for A.J. Green in the third quarter.
  - At Indianapolis (9/28), started at nose tackle and amassed three tackles, including a stop for loss, quarterback pressure and a pass defended. Stuffed Trent Richardson for a one-yard loss on a rush off left guard in the first quarter.
  - Against Cleveland (10/5), started at nose tackle and registered two

tackles, two passes defended and a quarterback pressure. Ended a Browns' drive by batting down a pass intended for Jordan Cameron on fourth-and-three in the fourth quarter. Knocked down a pass intended for Andrew Hawkins in the fourth quarter.

- Against Jacksonville (10/12), started at nose tackle and totaled a tackle and a quarterback pressure. Sealed the Titans' victory by blocking Josh Scobee's 55-yard field goal attempt with 12 second left to play in the game.
- At Washington (10/19), started at nose tackle and collected three tackles, including a sack, two stops for loss, a pass defended and a quarterback pressure. Stuffed Alfred Morris for a three-yard loss on a rush off right tackle early in the first quarter. Broke up a pass intended for Logan Paulsen in the first quarter. Sacked Colt McCoy for a one-yard loss in the fourth quarter.
- Against Houston (10/26), started at nose tackle and posted four tackles and a quarterback pressure.
- At Baltimore (11/9), was inactive.
- Against Pittsburgh (11/17), started at nose tackle and notched a tackle.
- At Philadelphia (11/23), started at nose tackle and amassed three tackles and a quarterback pressure.
- At Houston (11/30), started at nose tackle and tied a career-high with six tackles, including a stop for loss. Stuffed Arian Foster for no gain on a rush off right end on the first play from scrimmage. Stuffed Foster for a four-yard loss on a rush off left end in the third quarter.
- Against N.Y. Giants (12/7), started at nose tackle and totaled two tackles. Stuffed Andre Williams for a three-yard loss on a rush off right guard in the third stanza.
- Against N.Y. Jets (12/14), started at nose tackle and collected two tackles, including a stop for loss and a quarterback pressure. Teamed with Al Woods to stop Chris Ivory for no gain on a rush off left guard in the fourth quarter. Stuffed Ivory for a four-yard loss on a rushoff right tackle late in the fourth quarter.
- At Jacksonville (12/18), started at nose tackle and registered five tackles, including a sack, a stop for loss and a pass defended. Batted down a pass intended for Marqise Lee in the first quarter. Stuffed Storm Johnson for no gain on a rush off right end in the second quarter. Halted a Jaguars' drive by sacking Blake Bortles on third-and-10 in the second stanza.
- Against Indianapolis (12/28), started at nose tackle and tallied five tackles, including a stop for loss. Stopped Dan Herron for no gain on a rush off left end in the first stanza. Stuffed Trent Richardson for no gain on a rush off left tackle in the second quarter.

- 2013 (13/10 - Tennessee):** Played in 13 games with 10 starts at defensive tackle in his first season with the Titans. Tallied career-highs with 40 tackles and seven passes defended. Also posted a quarterback pressure and a fumble recovery. Was inactive for three games because of injury. Registered a career-high six tackles at St. Louis (11/3/13) and at Oakland (11/24/13). Tied for the team lead in passes defended once in 2013 (vs. JAX).
- At Pittsburgh (9/8), started at defensive tackle in his Titans debut and tallied two tackles, a quarterback pressure and a pass defended. Batted down a pass at the line of scrimmage that was intended for Antonio Brown in the second quarter.
  - At Houston (9/15), played as a reserve at defensive tackle and compiled a tackle before leaving the game with an injury early in the second quarter.
  - At St. Louis (11/3), started at defensive tackle and collected a career-best six tackles. Stuffed Zac Stacy for no gain on a rush off right guard in the first quarter.
  - Against Jacksonville (11/10), started at defensive tackle and notched two tackles and a pass defended. Teamed with Derrick Morgan to stuff Maurice

Jones-Drew for a two-yard loss on a carry off left tackle in the second quarter. Batted down a pass intended for Mike Brown late in the fourth quarter.

- At Oakland (11/24), started at defensive tackle and tied a career-high with six tackles and a pass defended. Forced the Raiders to settle for a field goal by batting down a third-and-three pass intended for Rod Streater late in the second quarter.
- At Indianapolis (12/1), started at defensive tackle and amassed four tackles and a pass defended. Batted down a pass at the line of scrimmage that was intended for LaVon Brazill in the final stanza.
- At Denver (12/8), started at defensive tackle and totaled four tackles. Stonewalled Montee Ball for no gain on a rush off right guard in the third stanza.
- Against Arizona (12/15), started at defensive tackle and compiled four tackles and a pass defended. Stuffed Jake Ballard for no gain on a short pass on the first play from scrimmage. Halted Andre Ellington for no gain on a rush off right tackle in the opening quarter. Tipped a pass intended for Larry Fitzgerald in the second quarter. Combined with Jurrell Casey to stuff Rashad Mendenhall for no gain on a rush up the middle in the third quarter.
- Against Houston (12/29), started at defensive tackle and tallied three tackles, a fumble recovery and a pass defended. Pounced on Matt Schaub botched snap fumble early in the fourth quarter.

**2012 (15/3 – Detroit):** Played in 15 games with three starts and registered 15 tackles and three passes defended. Member of a deep defensive line and defensive tackle position. Earned three starts with injuries to Corey Williams and Nick Fairley. Was placed on injured reserve on Dec. 29, 2012.

- Against St. Louis (9/9), contributed two solo tackles in the Lions' 27-23 season home opener win. Part of a defensive line effort that tallied four sacks total in the game and held Rams running back Steven Jackson to only 53 yards rushing.
- At Tennessee (9/23), recorded his first career pass defended in the Lions' 44-41 (OT) loss.
- At Jacksonville (11/4), had two solo tackles in the Lions' 31-14 win in Week 9. The Lions defensive line limited the Jaguars to only 64 yards on the ground, Detroit's lowest total of the season.
- At Minnesota (11/11), had a season-high four tackles (one solo).
- Against Indianapolis (12/2), recorded his second career pass defended and had one solo tackle.

**2011 (16/3, 1/0 – Detroit):** Served as a significant contributor at defensive tackle on the team's stout defensive line rotation. Played in all 16 games with three starts and had 24 tackles, 1.5 sacks, a forced fumble and a fumble recovery.

- Against San Francisco (10/16), recorded a season-high four tackles (2 solo).
- Against Carolina (11/20), pressured quarterback Cam Newton in the first quarter to cause an inaccurate throw that resulted in an Eric Wright interception.
- At New Orleans (12/4), registered a half sack to go along with three tackles.
- Against Minnesota (12/11), posted two tackles and a fumble recovery.
- At Green Bay (1/1), started in season finale and tied a season-high four tackles and recorded his first full sack of the season for two yards.

**2010 (15/0 – Detroit):** Completed second season and was a significant contributor as a backup defensive tackle on the team's stout defensive line rotation. Played in 15 games and recorded a career-high 30 tackles (21 solo). Notched 2.5 sacks for 18 yards and a fumble recovery. Was

inactive for one game.

- At Chicago (9/12), recorded first career sack for a loss of eight yards in season opener. Also added a tackle for loss, two quarterback hurries and a fumble recovery.
- Against Philadelphia (9/19), recorded a half sack for a loss of two yards and a tackle. Was injured in the first quarter, but returned back to the lineup.
- At N.Y. Giants (10/17), posted a season-high three tackles (2 solo).
- At Tampa Bay (12/19), recorded a sack for a loss of eight yards, along with three solo tackles in the team's win.

**2009 (13/12 – Detroit):** Played in 13 games with 12 starts and recorded 26 tackles and two fumble recoveries during his rookie season. Was one of four rookie starters in season opener: quarterback Matthew Stafford, tight end Brandon Pettigrew and safety Louis Delmas. Was inactive for three games.

- At New Orleans (9/13), was one of four rookies to start in season opener and recorded two tackles (one solo).
- Against Washington (9/27), part of defensive line unit that held the Redskins to 65 rushing yards and zero rushing yards in the first half.
- At Minnesota (11/15), recorded two tackles for the third week in a row and notched his first career fumble recovery.
- Against Cleveland (11/22), set a career-high with five tackles (three solo).
- At San Francisco (12/27), made one solo tackle and recovered a fumble.

#### COLLEGE:

- Was a four-year starter at Stillman where he set the school record with 44.5 tackles for loss.
- During his freshman and sophomore seasons, he played defensive tackle and then moved to defensive end for his final two seasons at Stillman. Named first-team All-SIAC in 2007 and 2008.
- As a senior (2008), earned first-team All-SIAC honors. Played in 11 games and registered career highs with 59 tackles for loss, 15.5 sacks and 7.5 sacks. Also scored on a two-point pass play and knocked down seven passes and recorded three fumble recoveries.
- As a junior (2007), was moved to defensive end by new head coach Greg Thompson. Was a first-team All-SIAC selection after collecting 52 tackles, 4.5 sacks and 14 tackles for loss. Also caused four fumbles. Took an interception back 38 yards for a touchdown after dropping back into coverage as a giant middle linebacker.
- As a sophomore (2006), he played in 10 games and garnered 41 tackles, two sacks and nine tackles for loss.
- As a redshirt freshman (2005), made a splash with 39 tackles, 3.5 sacks and six tackles for loss in the nine games he played. Also caught a pass as a tight end for a 16-yard touchdown.
- Majored in health and secondary education at Stillman.

#### PERSONAL:

- Single and splits time between Nashville and West Blocton, Ala.
- Graduated from West Blocton (Ala.) High School where he was selected All-Conference and All-Area.
- Was a versatile player as a prepster, playing both offensive and defensive line along with tight end, linebacker and even place kicker.
- Was recruited by some schools to play basketball, and he was a catcher on the school's baseball team.
- List of favorites: (movie) All Denzel Washington movies; (TV show) reality shows; (music artist) Young Jeezy; (school subject) math; (video game) Madden and NBA2K; (food) chicken; (sports heroes) Reggie White and Shaquille O'Neal; and (sports team as a child) New York Yankees.
- Born Sammie Lee Hill on Nov. 8, 1986 in West Blocton, Ala.

# SAMMIE HILL'S GAME-BY-GAME

## 2009 Detroit Lions

Date	Opp	W/L	P/S	Tot	Solo	Asst	Sk	- Yds	QBP	TFL	Int - Yds	-TD	PD	FF	FR - Yds	SpT
Sept 13	@ NO	L	S	2	1	1	0.0	0.0	NA	NA	0	0	0	0	0	0
Sept 20	Min	L	S	0	0	0	0.0	0.0	NA	NA	0	0	0	0	0	0
Sept 27	Was	W	S	1	1	0	0.0	0.0	NA	NA	0	0	0	0	0	0
Oct 4	@ Chi	L	IA													
Oct 11	Pit	L	IA													
Oct 18	@ GB	L	IA													
Nov 1	StL	L	S	2	2	0	0.0	0.0	NA	NA	0	0	0	0	0	0
Nov 8	@ Sea	L	p	2	2	0	0.0	0.0	NA	NA	0	0	0	0	0	0
Nov 15	@ Min	L	S	2	1	1	0.0	0.0	NA	NA	0	0	0	0	1	0
Nov 22	Cle	W	S	5	3	2	0.0	0.0	NA	NA	0	0	0	0	0	0
Nov 26	GB	L	S	2	0	2	0.0	0.0	NA	NA	0	0	0	0	0	0
Dec 6	@ Cin	L	S	5	0	5	0.0	0.0	NA	NA	0	0	0	0	0	0
Dec 13	@ Bal	L	S	2	1	1	0.0	0.0	NA	NA	0	0	0	0	0	0
Dec 20	Ari	L	S	1	1	0	0.0	0.0	NA	NA	0	0	0	0	0	0
Dec 27	@ SF	L	S	1	1	0	0.0	0.0	NA	NA	0	0	0	0	1	0
Jan 3	Chi	L	S	1	1	0	0.0	0.0	NA	NA	0	0	0	0	0	0
<b>Totals</b>			<b>2-14</b>	<b>13/12</b>	<b>26</b>	<b>14</b>	<b>12</b>	<b>0.0</b>	<b>0.0</b>	<b>NA</b>	<b>NA</b>	<b>0</b>	<b>0</b>	<b>0</b>	<b>2</b>	<b>0</b>

## 2010 Detroit Lions

Date	Opp	W/L	P/S	Tot	Solo	Asst	Sk	- Yds	QBP	TFL	Int - Yds	-TD	PD	FF	FR - Yds	SpT
Sept 12	@ Chi	L	p	1	1	0	1.0	8.0	NA	NA	0	0	0	0	1	0
Sept 19	Phi	L	p	1	0	1	0.5	2.0	NA	NA	0	0	0	0	0	0
Sept 26	@ Min	L	p	1	1	0	0.0	0.0	NA	NA	0	0	0	0	0	0
Oct 3	@ GB	L	IA													
Oct 10	StL	W	p	2	1	1	0.0	0.0	NA	NA	0	0	0	0	0	0
Oct 17	@ NYG	L	p	3	2	1	0.0	0.0	NA	NA	0	0	0	0	0	0
Oct 31	Was	W	p	1	1	0	0.0	0.0	NA	NA	0	0	0	0	0	0
Nov 7	NYJ	L	p	1	1	0	0.0	0.0	NA	NA	0	0	0	0	0	0
Nov 14	@ Buf	L	p	3	1	2	0.0	0.0	NA	NA	0	0	0	0	0	0
Nov 21	@ Dal	L	p	2	2	0	0.0	0.0	NA	NA	0	0	0	0	0	0
Nov 25	NE	L	p	2	2	0	0.0	0.0	NA	NA	0	0	0	0	0	0
Dec 5	Chi	L	p	2	1	1	0.0	0.0	NA	NA	0	0	0	0	0	0
Dec 12	GB	W	p	4	2	2	0.0	0.0	NA	NA	0	0	0	0	0	0
Dec 19	@ TB	W	p	3	3	0	1.0	8.0	NA	NA	0	0	0	0	0	0
Dec 26	@ Mia	W	p	3	2	1	0.0	0.0	NA	NA	0	0	0	0	0	0
Jan 2	Min	W	p	1	1	0	0.0	0.0	NA	NA	0	0	0	0	0	0
<b>Totals</b>			<b>6-10</b>	<b>15/0</b>	<b>30</b>	<b>21</b>	<b>9</b>	<b>2.5</b>	<b>18.0</b>	<b>NA</b>	<b>NA</b>	<b>0</b>	<b>0</b>	<b>0</b>	<b>1</b>	<b>0</b>

## 2011 Detroit Lions

Date	Opp	W/L	P/S	Tot	Solo	Asst	Sk	- Yds	QBP	TFL	Int - Yds	-TD	PD	FF	FR - Yds	SpT
Sept 11	@ TB	W	p	0	0	0	0.0	0.0	NA	NA	0	0	0	0	0	0
Sept 18	KC	W	p	0	0	0	0.0	0.0	NA	NA	0	0	0	0	0	0
Sept 25	@ Min	W	p	2	1	1	0.0	0.0	NA	NA	0	0	0	0	0	0
Oct 2	@ Dal	W	p	0	0	0	0.0	0.0	NA	NA	0	0	0	0	0	0
Oct 9	Chi	W	p	0	0	0	0.0	0.0	NA	NA	0	0	0	0	0	0
Oct 16	SF	L	p	4	2	2	0.0	0.0	NA	NA	0	0	0	0	0	0
Oct 23	Atl	L	p	1	0	1	0.0	0.0	NA	NA	0	0	0	0	0	0
Oct 30	@ Den	W	p	2	2	0	0.0	0.0	NA	NA	0	0	0	0	0	0
Nov 13	@ Chi	L	p	2	2	0	0.0	0.0	NA	NA	0	0	0	0	1	0
Nov 20	Car	W	p	0	0	0	0.0	0.0	NA	NA	0	0	0	0	0	0
Nov 24	GB	L	p	3	1	2	0.0	0.0	NA	NA	0	0	0	0	0	0
Dec 4	@ NO	L	S	3	1	2	0.5	1.5	NA	NA	0	0	0	0	0	0
Dec 11	Min	W	S	2	2	0	0.0	0.0	NA	NA	0	0	0	0	1	0
Dec 18	@ Oak	W	p	0	0	0	0.0	0.0	NA	NA	0	0	0	0	0	0
Dec 24	SD	W	p	1	0	1	0.0	0.0	NA	NA	0	0	0	0	0	0
Jan 1	@ GB	L	S	4	2	2	1.0	2.0	NA	NA	0	0	0	0	1	0
<b>Totals</b>			<b>10-6</b>	<b>16/3</b>	<b>24</b>	<b>13</b>	<b>11</b>	<b>1.5</b>	<b>3.5</b>	<b>NA</b>	<b>NA</b>	<b>0</b>	<b>0</b>	<b>0</b>	<b>1</b>	<b>0</b>

## 2012 Detroit Lions

Date	Opp	W/L	P/S	Tot	Solo	Asst	Sk	- Yds	QBP	TFL	Int - Yds	-TD	PD	FF	FR - Yds	SpT
Sept 9	StL	W	p	2	2	0	0.0	0.0	NA	NA	0	0	0	0	0	0
Sept 16	@ SF	L	p	0	0	0	0.0	0.0	NA	NA	0	0	0	0	0	0
Sept 23	@ TEN	L	p	0	0	0	0.0	0.0	NA	NA	0	0	0	1	0	0
Sept 30	Min	L	S	1	0	1	0.0	0.0	NA	NA	0	0	0	0	0	0
Oct 14	@ Phi	W	p	0	0	0	0.0	0.0	NA	NA	0	0	0	0	0	0
Oct 22	@ Chi	L	p	0	0	0	0.0	0.0	NA	NA	0	0	0	0	0	0
Oct 28	Sea	W	p	0	0	0	0.0	0.0	NA	NA	0	0	0	0	0	0
Nov 4	@ Jax	W	p	2	2	0	0.0	0.0	NA	NA	0	0	0	0	0	0
Nov 11	@ Min	L	p	4	1	3	0.0	0.0	NA	NA	0	0	0	0	0	0
Nov 18	GB	L	p	1	1	0	0.0	0.0	NA	NA	0	0	0	0	0	0
Nov 22	Hou	L	p	1	0	1	0.0	0.0	NA	NA	0	0	0	0	0	0
Dec 2	Ind	L	p	1	1	0	0.0	0.0	NA	NA	0	0	0	1	0	0
Dec 9	@ GB	L	p	0	0	0	0.0	0.0	NA	NA	0	0	0	0	0	0
Dec 16	@ Ari	L	S	1	1	0	0.0	0.0	NA	NA	0	0	0	1	0	0
Dec 22	Atl	L	S	2	1	1	0.0	0.0	NA	NA	0	0	0	0	0	0
Dec 30	Chi	L														
<b>Totals</b>			<b>4-12</b>	<b>15/3</b>	<b>15</b>	<b>9</b>	<b>6</b>	<b>0.0</b>	<b>0.0</b>	<b>NA</b>	<b>NA</b>	<b>0</b>	<b>0</b>	<b>0</b>	<b>3</b>	<b>0</b>

Placed on injured reserve on Dec. 29, 2012

## 2013 Tennessee Titans

Date	Opp	W/L	P/S	Tot	Solo	Asst	Sk	- Yds	QBP	TFL	Int - Yds	-TD	PD	FF	FR - Yds	SpT
Sept 8	@ Pit	W	S	2	1	1	0.0	0.0	1	0	0	0	0	1	0	0
Sept 15	@ Hou	L	p	1	1	0	0.0	0.0	0	0	0	0	0	0	0	0
Sept 22	SD	W	IA													
Sept 29	NYJ	W	IA													
Oct 6	KC	L	IA													
Oct 13	@ Sea	L	p	0	0	0	0.0	0.0	0	0	0	0	0	0	0	0
Oct 20	SF	L	p	4	1	3	0.0	0.0	0	0	0	0	0	0	0	0
Nov 3	@ StL	W	S	6	4	2	0.0	0.0	0	0	0	0	0	0	0	0
Nov 10	Jax	L	S	2	2	0	0.0	0.0	0	0	0	0	0	1	0	0
Nov 14	Ind	L	S	2	1	1	0.0	0.0	0	0	0	0	0	1	0	0
Nov 24	@ Oak	W	S	6	5	1	0.0	0.0	0	0	0	0	0	1	0	0
Dec 1	@ Ind	L	S	4	3	1	0.0	0.0	0	0	0	0	0	1	0	0
Dec 8	@ Den	L	S	4	2	2	0.0	0.0	0	0	0	0	0	0	0	0
Dec 15	Ari	L	S	4	3	1	0.0	0.0	0	0	0	0	0	1	0	0
Dec 22	@ Jax	W	S	2	1	1	0.0	0.0	0	0	0	0	0	0	0	0
Dec 29	Hou	W	S	3	2	1	0.0	0.0	0	0	0	0	0	1	0	0
<b>Totals</b>			<b>7-9</b>	<b>13/10</b>	<b>40</b>	<b>26</b>	<b>14</b>	<b>0.0</b>	<b>0.0</b>	<b>1</b>	<b>0</b>	<b>0</b>	<b>0</b>	<b>0</b>	<b>7</b>	<b>0</b>

## 2014 Tennessee Titans

Date	Opp	W/L	P/S	Tot	Solo	Asst	Sk	- Yds	QBP	TFL	Int - Yds	-TD	PD	FF	FR - Yds	SpT
Sept 7	@ KC	W	S	3	2	1	1.0	8.0	0	0	0	0	0	0	0	0
Sept 14	Dal	L	S	1	1	0	0.0	0.0	0	0	0	0	0	0	0	0
Sept 21	@ Cin	L	S	6	3	3	0.0	0.0	1	0	0	0	0	1	0	0
Sept 28	@ Ind	L	S	3	3	0	0.0	0.0	1	1	0	0	0	1	0	0
Oct 5	Cle	L	S	2	2	0	0.0	0.0	1	0	0	0	0	2	0	0
Oct 12	Jax	W	S	1	0	1	0.0	0.0	1	0	0	0	0	0	0	0
Oct 19	@ Was	L	S	3	2	1	1.0	1.0	1	2	0	0	0	1	0	0
Oct 26	Hou	L	S	4	3	1	0.0	0.0	1	0	0	0	0	0	0	0
Nov 9	@ Bal	L	IA													
Nov 17	Pit	L	S	1	0	1	0.0	0.0	0	0	0	0	0	0	0	0
Nov 23	@ Phi	L	S	3	2	1	0.0	0.0	1	0	0	0	0	0	0	0
Nov 30	@ Hou	L	S	6	4	2	0.0	0.0	0	1	0	0	0	0	0	0
Dec 7	NYG	L	S	2	1	1	0.0	0.0	0	0	0	0	0	0	0	0
Dec 14	NYJ	L	S	2	1	1	0.0	0.0	1	1	0	0	0	0	0	0
Dec 18	@ Jax	L	S	5	2	3	1.0	0.0	0	1	0	0	1	0	0	0
Dec 28	Ind	L	S	5	4	1	0.0	0.0	0	1	0	0	0	0	0	0
Totals		2-14	15/15	47	30	17	3.0	9.0	8	7	0	0	6	0	0	0

## SAMMIE HILL'S NFL STATISTICS

### REGULAR SEASON

				TACKLES							INTERCEPTIONS					FUMBLES			
Year	Team	GP	GS	Tot	Solo	Asst	Sk	Yds	QBP	TFL	No	Yds	Lg	TD	PD	FF	FR	Yds	SpT
2009	Detroit	13	12	26	14	12	0.0	0.0	NA	NA	0	0	0	0	0	0	2	0	0
2010	Detroit	15	0	30	21	9	2.5	18.0	NA	NA	0	0	0	0	0	0	1	0	0
2011	Detroit	16	3	24	13	11	1.5	3.5	NA	NA	0	0	0	0	0	1	1	0	0
2012	Detroit	15	3	15	9	6	0.0	0.0	NA	NA	0	0	0	0	3	0	0	0	0
2013	Tennessee	13	10	40	26	14	0.0	0.0	1	0	0	0	0	0	7	0	1	0	0
2014	Tennessee	15	15	47	30	17	3.0	9.0	8	7	0	0	0	0	6	0	0	0	0
<b>NFL Totals</b>		<b>87</b>	<b>43</b>	<b>182</b>	<b>113</b>	<b>69</b>	<b>7.0</b>	<b>30.5</b>	<b>9</b>	<b>7</b>	<b>0</b>	<b>0</b>	<b>0</b>	<b>0</b>	<b>16</b>	<b>1</b>	<b>5</b>	<b>0</b>	<b>0</b>

### POSTSEASON

				TACKLES							INTERCEPTIONS					FUMBLES			
Year	Team	GP	GS	Tot	Solo	Asst	Sk	Yds	QBP	TFL	No	Yds	Lg	TD	PD	FF	FR	Yds	SpT
2011	Detroit	1	0	1	1	0	0.0	0.0	NA	NA	0	0	0	0	0	0	0	0	0
<b>NFL Totals</b>		<b>1</b>	<b>0</b>	<b>1</b>	<b>1</b>	<b>0</b>	<b>0.0</b>	<b>0.0</b>	<b>NA</b>	<b>NA</b>	<b>0</b>	<b>0</b>	<b>0</b>	<b>0</b>	<b>0</b>	<b>0</b>	<b>0</b>	<b>0</b>	<b>0</b>

#### Single-Game Highs

Tackles - **6** (Four times, last at Houston 11/30/14)  
 Sacks - **1** (Six times, last at Jacksonville 12/18/14)  
 Fumble Recoveries - 1 (Five times, last vs. Houston 12/29/13)  
 Forced Fumble - 1 at Green Bay (1/1/12)  
 Passes Defensed - **2 vs. Cleveland (10/5/14)**

#### Playoff Single-Game Highs

Tackles - 1 at New Orleans (1/7/12)

#### Additional Statistics

Blocked Field Goal - **1 vs. Jacksonville (10/12/14)**



# 28



## MARQUESTON HUFF

DEFENSIVE BACK • 5'11" • 196 lbs • COLLEGE: WYOMING  
ACQUIRED: 4TH ROUND - 2014 • NFL EXPERIENCE: ROOKIE  
HOMETOWN: TEXARKANA, TEXAS  
GAMES PLAYED/GAMES STARTED: 14/1 (PLAYOFFS: 0/0)



**PRO:** The Titans used their second of two fourth-round picks in the 2014 NFL Draft on the versatile Marqueston Huff (pronounced mar-QUEST-un). The 5-foot-11-inch, 196-pounder played cornerback for Wyoming for his first three seasons before moving to free safety for his senior campaign. At the 2014 NFL Scouting Combine, he ran a 4.49-second 40-yard dash. Huff will have a chance to contribute immediately on special teams and will add depth in the secondary.

### CAREER HIGHLIGHTS:

- As a senior at Wyoming, Huff's first season at safety, he was named second-team All-Conference after leading Mountain West defensive backs with 127 tackles.
- As a sophomore cornerback, Huff set career highs with three interceptions and three forced fumbles. He scored two touchdowns on fumble returns.

### TITANS TIDBITS:

- Despite his many accomplishments in college, Huff says a special teams play stands out above all else as the most memorable. In his first college game, he helped preserve a Wyoming victory over Southern Utah by downing a punt on the two-yard line with a minute remaining in the fourth quarter.
- His wife, Sherelle, is in the Air Force Reserves.
- He overcame difficult circumstances as a child, thanks in large part to his aunt and uncle, Rhonda and Richard Carson, who took their nephew in when he was in the second grade.
- Huff is good friends with 49ers running back LaMichael James, who grew up in the same neighborhood in Texarkana.

### CAREER TRANSACTIONS:

- The Texarkana, Texas, native was selected by the Titans in the fourth round (122nd overall) of the 2014 NFL Draft.

### SEASON RECAPS:

**2014 (14/1):** Played in 14 games with one start at safety during his rookie campaign and finished second on the team with 11 special teams tackles. Registered 14 tackles, a sack, an interception return for a touchdown, a quarterback pressure and a stop for loss on defense. Was inactive for two games. Led or tied for the team lead in special teams tackles three times in 2014 (at IND, vs. HOU, vs. PIT). Made his NFL debut at Kansas City (9/7/14). Made his first career start at safety against Houston (10/26/14). Collected his first career interception by intercepting an Eli Manning pass and returning the pick 23 yards for a touchdown against N.Y. Giants (12/7/14).

- At Kansas City (9/7), made his NFL debut as a reserve on special teams coverage units.
- Against Dallas (9/14), played as a reserve on special teams and as a defensive back in the second half.
- At Cincinnati (9/21), saw action as a reserve on special teams.
- At Indianapolis (9/28), led the team with a career-high four special teams tackles. Stuffed Griff Whalen for no gain on a punt return in the third quarter.
- Against Cleveland (10/5), played as a reserve on special teams and registered two stops.
- Against Jacksonville (10/12), saw significant action as the nickel back and totaled four tackles, including his first career sack, a stop for loss and a quarterback pressure. Ended a Jaguars' drive by sacking Blake Bortles for a 12-yard sack on third-and-eight early in the fourth quarter.
- At Washington (10/19), saw significant action as a reserve at nickel back and collected two tackles.

- Against Houston (10/26), made his first career start at safety and posted two tackles, including a stop for loss and a pass defended. Tied for the team lead with a special teams tackle. Batted down a pass intended for Damaris Johnson in the first quarter. Stuffed Arian Foster for a one-yard loss on a rush off left end in the first stanza.
- At Baltimore (11/9), tallied a special teams tackle on coverage units.
- Against Pittsburgh (11/17), saw action as a reserve at cornerback and notched a tackle. Tied for the team lead with two special teams stops.
- At Philadelphia (11/23), was inactive.
- At Houston (11/30), was inactive.
- Against N.Y. Giants (12/7), played as a reserve at defensive back and totaled two tackles and an interception which he returned for a touchdown. Collected his first career interception by intercepting an Eli Manning pass intended for Larry Donnell and returning the pick 23 yards for a touchdown.
- Against N.Y. Jets (12/14), saw action as a reserve at defensive back and collected two tackles.
- At Jacksonville (12/18), played as a reserve at nickelback and registered a solo tackle.
- Against Indianapolis (12/28), tallied a special teams tackle on coverage units.

### COLLEGE:

- In a four-year career at Wyoming, Huff started 35 of 49 career games, playing his first three seasons at cornerback and his final season at free safety. He ended his Wyoming career with six interceptions, tying him for 11th in school history. His career totals also included 249 total tackles, seven tackles for loss, three forced fumbles, six fumble recoveries and 16 passes defended.

**AS A SENIOR (2013),** he transitioned to free safety and earned second-team All-Mountain West Conference honors in voting by conference head coaches and media. He was voted one of four team captains. He led all Mountain West defensive backs with 127 total tackles and also registered three tackles for loss, one forced fumble, two fumble recoveries, two interceptions, six passes defended and a blocked field goal. His tackle tally also ranked third in the Mountain West and ninth in the nation (10.6 per game).

- At Nebraska (8/31), earned Mountain West Conference Defensive Player of the Week honors for his performance in the season opener. Credited with 18 tackles, one forced fumble, one fumble recovery and one pass defended.
- At Texas State (9/28), recorded 11 tackles and an interception.
- Against Colorado State (10/19), notched seven tackles and an interception.
- At Utah State (11/30), in his final regular-season game as a Cowboy, credited with 20 tackles, tying him for the third best single-game performance in Cowboy history.

**AS A JUNIOR (2012),** he finished fifth on the team with 57 tackles and was second on the team with seven pass breakups. Added 1.5 tackles for loss, a blocked extra point, and played a part in three turnovers—one fumble recovery and two forced fumbles. Named the team's Defensive Back of the Year and also received the Hammer Award for the most number of big hits throughout the season.

- At UNLV (11/17), his forced fumble at the UW one-yard line saved a touchdown in the third quarter of a game Wyoming won 28-23. Named the MW Defensive Player of the Week for his performance.
- At Idaho (9/22), posted a season-high 10 tackles.

**AS A SOPHOMORE (2011)**, he played in 13 games in his first year as a full-time starter at cornerback and led the team with six total takeaways. Posted 47 tackles, 2.5 tackles for loss, three fumble recoveries, three interceptions and two passes defended. He was responsible for both of Wyoming's two defensive scores on fumble returns of eight and 48 yards.

- At Bowling Green (9/17), his eight-yard fumble return for a touchdown was a turning point in the Cowboys' close win over Bowling Green.
- At Air Force (11/12), helped seal the win with a 48-yard fumble return touchdown with just 25 seconds left in the game.
- At Colorado State (12/3), recorded a touchdown-saving interception in the end zone.

**AS A FRESHMAN (2010)**, appeared in all 12 games and finished with 18 tackles, one interception and one pass breakup. Played as a nickel back and on special teams. Totaled 18 tackles and an interception.

- Against Utah (10/16), recorded his first career interception to go with two tackles.
- Majored in communications.

#### PERSONAL:

- Married to Sherelle, the couple splits time between Nashville and Texarkana, Texas. Has a daughter, Samari.
- Attended Liberty-Eylau (Texarkana, Texas) High School, where he was a two-time team captain and was named All-Northeast Texas and All-District as a senior.

- As a senior, intercepted three passes, was credited with 85 tackles, forced three fumbles, recovered one fumble and blocked one punt.
- As a junior, received All-District honors in football after he intercepted two passes, made 53 tackles, forced one fumble and blocked two field goals.
- Also named All-State in track and field as a sprinter and high jumper as a junior.
- During his time in Laramie, Wyo., he worked extensively with children at Cathedral Home for Children.
- List of favorites: (movie) "The Lion King"; (TV show) "Love and Hip Hop"; (actor) Jamie Foxx; (music artists) Lil Boosie and Yo Gotti; (video game) NBA 2K; (school subject) Math and P.E.; (car) 1996 Chevy Impala; and (food) soul food and southern cooking.
- Born Marqueston Devonte Huff on April 6, 1992 in Salinas, Calif.

## MARQUESTON HUFF'S COLLEGE STATISTICS

REGULAR SEASON				TACKLES						INTERCEPTIONS					FUMBLES		
Year	Team	GP	GS	Tot	Solo	Asst	Sk	Yds	TFL	No	Yds	Lg	TD	PD	FF	FR	Yds
2010	Wyoming	12	0	18	9	9	0.0	0	0.0	1	0	0	0	1	0	0	0
2011	Wyoming	13	13	47	27	20	0.0	0	2.5	3	5	5	0	2	0	3	56
2012	Wyoming	12	10	57	30	27	0.0	0	1.5	0	0	-	0	7	2	1	0
2013	Wyoming	12	12	127	74	53	0.0	0	3.0	2	0	0	0	6	1	2	0
College Totals		49	35	249	140	109	0.0	0	7.0	6	5	5	0	16	3	6	56

#### Single-Game Highs

Tackles - 20 at Utah State (11/30/13)

Interceptions - 1 (five times, last vs. Colorado State, 10/19/13)

Passes Defensed - 3 (twice, last vs. Northern Colorado, 9/14/13)

## MARQUESTON HUFF'S GAME-BY-GAME

2014 Tennessee Titans																			
Date	Opp	W/L	P/S	Tot	Solo	Asst	Sk	- Yds	QBP	TFL	Int	- Yds	TD	PD	FF	FR	- Yds	SpT	
Sept 7	@ KC	W	p	0	0	0	0.0	0.0	0	0	0	0	0	0	0	0	0	0	
Sept 14	Dal	L	p	0	0	0	0.0	0.0	0	0	0	0	0	0	0	0	0	0	
Sept 21	@ Cin	L	p	0	0	0	0.0	0.0	0	0	0	0	0	0	0	0	0	0	
Sept 28	@ Ind	L	p	0	0	0	0.0	0.0	0	0	0	0	0	0	0	0	0	4	
Oct 5	Cle	L	p	0	0	0	0.0	0.0	0	0	0	0	0	0	0	0	0	2	
Oct 12	Jax	W	p	4	3	1	1.0	12.0	1	0	0	0	0	0	0	0	0	0	
Oct 19	@ Was	L	p	2	1	1	0.0	0.0	0	0	0	0	0	0	0	0	0	0	
Oct 26	Hou	L	S	2	1	1	0.0	0.0	0	1	0	0	0	0	0	0	0	1	
Nov 9	@ Bal	L	p	0	0	0	0.0	0.0	0	0	0	0	0	0	0	0	0	0	1
Nov 17	Pit	L	p	1	0	1	0.0	0.0	0	0	0	0	0	0	0	0	0	0	2
Nov 23	@ Phi	L	IA																
Nov 30	@ Hou	L	IA																
Dec 7	NYG	L	p	2	2	0	0.0	0.0	0	0	0	0	0	0	0	1	23	1	1
Dec 14	NYJ	L	p	2	0	2	0.0	0.0	0	0	0	0	0	0	0	0	0	0	0
Dec 18	@ Jax	L	p	1	1	0	0.0	0.0	0	0	0	0	0	0	0	0	0	0	0
Dec 28	Ind	L	p	0	0	0	0.0	0.0	0	0	0	0	0	0	0	0	0	0	1
Totals		2-14 14/1		14	8	6	1.0	12.0	1	1	1	1	23	1	1	0	0	0	11

## MARQUESTON HUFF'S NFL STATISTICS

REGULAR SEASON				TACKLES						INTERCEPTIONS						FUMBLES			
Year	Team	GP	GS	Tot	Solo	Asst	Sk	Yds	QBP	TFL	No	Yds	Lg	TD	PD	FF	FR	Yds	SpT
2014	Tennessee	14	1	14	8	6	1.0	12.0	1	1	1	23	23t	1	1	0	0	0	11
<b>NFL Totals</b>		<b>14</b>	<b>1</b>	<b>14</b>	<b>8</b>	<b>6</b>	<b>1.0</b>	<b>12.0</b>	<b>1</b>	<b>1</b>	<b>1</b>	<b>23</b>	<b>23t</b>	<b>1</b>	<b>1</b>	<b>0</b>	<b>0</b>	<b>0</b>	<b>11</b>

#### Single-Game Highs

Tackles - 4 vs. Jacksonville (10/12/14)

Interceptions - 1 vs. N.Y. Giants (12/7/14)

Sacks - 1 vs. Jacksonville (10/12/14)

Quarterback Pressures - 1 vs. Jacksonville (10/12/14)

Tackle for Loss - 1 vs. Houston (10/26/14)

Special Teams Tackles - 4 at Indianapolis (9/28/14)

Touchdowns - 1 - 23-yard interception return vs. N.Y. Giants, 12/7/14

# 15



## JUSTIN HUNTER

WIDE RECEIVER • 6'4" • 203 lbs • COLLEGE: TENNESSEE  
 ACQUIRED: 2ND ROUND - 2013 • NFL EXPERIENCE: 2/2  
 HOMETOWN: VIRGINIA BEACH, VA.  
 GAMES PLAYED/GAMES STARTED: 26/8 (PLAYOFFS: 0/0)



**PRO:** Justin Hunter adds big-play potential to a talented corps of wide receivers that also includes veterans Nate Washington and Kendall Wright. The Titans coveted the University of Tennessee product in the second round of the 2013 NFL Draft and traded up to acquire him. His speed (4.40-second 40-yard dash), leaping ability (39½-inch vertical jump, 10-foot-7-inch broad jump) and receiving radius (6-feet 4-inches tall, 78-inch wingspan) provide quarterbacks an inviting target that is difficult for defenders to cover. He averaged 19.7 yards per reception and scored four touchdowns during his rookie campaign.

### CAREER HIGHLIGHTS:

- As a rookie in 2013, Hunter totaled 18 receptions for 354 yards and four touchdowns. His four touchdown receptions tied Kendall Wright (2012) and Tyrone Calico (2003) for the most by a franchise rookie since Chris Sanders' nine in 1995.
- Hunter scored touchdowns on his first two career NFL receptions. He caught a game-winning, 34-yard touchdown pass against San Diego on Sept. 22, 2013, and he next hauled in a 15-yard touchdown pass against the New York Jets on Sept. 29, 2013.
- As a junior at Tennessee, Hunter returned from an ACL injury he suffered in 2011 and led the Volunteers with 73 receptions for 1,083 yards and nine touchdowns.

### TITANS TIDBITS:

- Hunter was one of the nation's top track-and-field athletes in high school. He finished as the top junior in the long jump at the 2010 USA Outdoor Championships with a leap of 25-feet-10¾-inches and qualified for IAAF World Junior Championships. *Track & Field News* rated him the country's No. 3 long jumper, No. 7 high jumper and No. 14 triple jumper. He won Virginia state titles in both the high jump and long jump and finished second in the triple jump.
- Hunter continued his track and field career as a freshman at Tennessee. He was named first-team USTFCCCA Indoor All-American in the long jump after finishing eighth at the NCAA Indoor Championships with a leap of 25-feet 4½-inches. He was also named to the SEC Indoor All-Freshman Team as the highest finishing rookie in the long jump at the league championships. Earlier in the season he set the Tennessee freshman indoor record with a long jump of 26-feet 1½-inches. He also competed in the triple jump and placed 10th in the high jump at the SEC Outdoor meet.

### CAREER TRANSACTIONS:

- The Virginia Beach, Va., native was selected by the Titans in the second round (34th overall) of the 2013 NFL Draft, a pick acquired from the San Francisco 49ers in exchange for the 40th overall pick (second round), the 216th overall pick (seventh round) and a 2014 third-round pick.

### SEASON RECAPS:

- 2014 (12/8):** Appeared in 12 games with eight starts at wide receiver and registered 28 receptions for 498 yards with three touchdowns. Ranked third in the NFL and led the AFC with a 17.8-yard receiving average. Was placed on injured reserve on Dec. 2, 2014. Led the team in receiving yards three times in 2014 (at KC, vs. CLE, vs. JAX). Tied for the team lead in receptions once in 2014 (vs. HOU). Has posted two career 100-yard receiving performances. Registered his first career NFL start against Cleveland (10/5/14).
- At Kansas City (9/7), played as a reserve at wide receiver and led the team 63 receiving yards on three catches. Hauled in a 39-yard reception down the right sideline on the opening play of the third quarter.
  - Against Dallas (9/14), saw action as a reserve at wide receiver and

caught two passes for 26 yards.

- At Cincinnati (9/21), played as a reserve at wide receiver and hauled in three receptions for 37 yards.
- At Indianapolis (9/28), saw action as a reserve at wide receiver and caught one pass for 12 yards.
- Against Cleveland (10/5), made his first career start at wide receiver and caught three passes for a team-best 99 receiving yards, including a career-long 75-yard touchdown grab. Drew a 29-yard pass interference penalty on third-and-nine during the Titans' initial scoring drive in the first quarter. Kept the Titans' third scoring drive alive with a 12-yard catch-and-run reception on third-and-10 in the second stanza. Got open deep on a double move and hauled in a career-best 75-yard touchdown pass with 2:44 remaining to play in the first half.
- Against Jacksonville (10/12), started at wide receiver and led the team with 77 receiving yards on three receptions. Hauled in a team-long 38-yard catch in the second quarter. Set up the Titans' only touchdown with a 22-yard reception to the Jaguars' one-yard line in the second quarter. Extended the Titans' final scoring drive with a 17-yard grab on third-and-two late in the third quarter.
- At Washington (10/19), started at wide receiver and snared one reception for six yards.
- Against Houston (10/26), started at wide receiver and tied for the team lead with four receptions for 31 yards with a touchdown. Concluded the scoring with a 12-yard touchdown reception with 56 seconds left to play in the game.
- At Baltimore (11/9), started at wide receiver and caught one pass for 17 yards. Kept the Titans' touchdown drive alive with a 17-yard reception along the sideline on third-and-nine late in the first quarter.
- Against Pittsburgh (11/17), started at wide receiver and posted two receptions for 48 yards. Set up the Titans' final touchdown with a 36-yard reception to the Steelers' 19-yard line in the third stanza.
- At Philadelphia (11/23), started at wide receiver and totaled four receptions for 64 yards with a touchdown. Got the Titans on the scoreboard with a 40-yard touchdown reception on the first play of the second quarter.
- At Houston (11/30), started at wide receiver and snared one reception for 18 yards before leaving the game with an injury.

**2013 (14/0):** Appeared in 14 games as a reserve wide receiver in his rookie campaign. Led the team with a 19.7-yard per catch average on 18 receptions and 354 yards. Tied for second on the team with four receiving touchdowns. Led or tied for the team lead in receptions twice in 2013 (at OAK, at DEN). Led the team in receiving yards twice in 2013 (at OAK, at DEN). Posted two career 100-yard receiving performances (at OAK, at DEN)

- At Houston (9/15), made his NFL debut as a reserve at wide receiver.
- Against San Diego (9/22), caught the game-winning, 34-yard touchdown on his first career catch. Gave the Titans a 20-17 lead with a leaping, 34-yard touchdown grab in the end zone with 15 seconds remaining in the fourth quarter. He became the first NFL rookie since Jacksonville's Ernest Wilford on Sept. 12, 2004 to score a game-winning touchdown with 15 seconds or less remaining in the game on his first career reception.
- Against N.Y. Jets (9/29), gave the Titans a 24-6 lead with a leaping, acrobatic 15-yard touchdown catch in the end zone with two seconds left to play in the second quarter. It was his second touchdown catch in two NFL receptions.
- At St. Louis (11/3), hauled in two third-down conversions for 13 yards.
- Against Jacksonville (11/10), hauled in two receptions for 51 yards. Set up the Titans' first field goal of the game with a 40-yard catch down the left sideline in the third quarter.

- At Oakland (11/24), tied for the team lead with a career-best six receptions for a team-best 109 receiving yards with a touchdown. Five of his six receptions were third-down conversions. Extended the Titans' first scoring drive with a 13-yard reception on third-and-11 in the opening stanza. Gave the Titans a 13-9 lead with a nifty catch-and-run along the sideline for a 54-yard touchdown in the third quarter. Kept the Titans' field goal drive alive in the second half with a 12-yard catch on third-and-seven. Extended the Titans' game-winning touchdown drive in the fourth quarter with a pair of third-down conversions: an eight-yard catch on third-and-seven and a nine-yard completion on third-and-six.
- At Denver (12/8), led the team with a career-high 114 receiving yards on a team-best four receptions, including a 41-yard touchdown catch. Kept a touchdown drive alive with a 10-yard catch on third-and-five, and on the next play, got open down the left sideline for a 57-yard reception down to the Broncos' one-yard line. Cut the Broncos' lead to 34-28 by hauling in 41-yard play-action bomb from Ryan Fitzpatrick in the third quarter.
- jumper, No. 7 high jumper and No. 14 triple jumper. Posted a career-best high jump of 7-feet-3-inches.
- Won Virginia Class AAA state championship in the high jump and long jump as a junior.
- Placed second in state triple jump, ninth in 300M hurdles and ran a leg on Ocean Lakes' third-place 4x100-meter relay team.
- Also competed on the basketball team at Ocean Lakes.
- On Twitter: @justinhunter\_11.
- On Instagram: @justinhunter11.
- List of favorites: (movies) comedies; (TV show) "The Wayans Bros."; (music artists) Kanye West and Kid Cudi; (school subject) history; (car) Lexus; (video game) NBA 2K; (food) lasagna; (athletes as a child) Kobe Bryant and Randy Moss; and (pro sports team as a child) Los Angeles Lakers.
- Born Justin Scott Parker Hunter on May 30, 1991 in Virginia Beach, Va.

## COLLEGE:

- During a three-year career at Tennessee, appeared in 28 games with 17 starts. He totaled 106 receptions for 1,812 yards and 18 touchdowns (17.1 avg.) He also returned four punts for 21 yards and blocked a kick. His 1,812 receiving yards ranked 11th on the school's career list. His eight 100-yard receiving performances tied Tim McGee and Peerless Price for third all-time by a Volunteer, topped by Joey Kent (15) and Marcus Nash (11). His 18 touchdown catches tied Cory Fleming and Denarius Moore for fifth on the school's career charts, surpassed only by Kent (25), Cedrick Wilson (24), Nash (20) and Price (19).
- As a junior (2012), returned from a knee injury to play and start in all 12 games. Led the Vols with 73 catches for 1,083 yards and nine receiving touchdowns. Named All-SEC by CBSSports.com, second-team All-SEC by the league's coaches and *Associated Press*, and All-American by *Pro Football Weekly*. Ranked 19th in the NCAA and third in the SEC in receiving yards. Ranked 24th in the NCAA and third in the SEC in receiving yards per game (90.3). Recorded the second-highest single-season reception total in school history (76 by Marcus Nash in 1997). Finished third in school history in single-season receiving yards (Robert Meachem, Nash). Became the eighth Vol in history with a 1,000-yard receiving season.
- As a freshman (2010), played in 13 games with a pair of starts and caught 16 passes for 415 yards and seven touchdowns. Broke Tennessee's freshman record for receiving touchdowns and tied for first among all NCAA FBS freshmen receivers. Four of his seven touchdowns were 30 yards or longer. Led the team with a 25.9-yard receiving average. Earned Coaches' All-SEC Freshman Team honors.
- Majored in sociology.

## PERSONAL:

- Splits time between Nashville and Virginia Beach, Va., with his sons, Braylon and Justin Jr.
- Attended Ocean Lake (Virginia Beach, Va.) High School, where as a senior he tallied 46 receptions for 714 yards and nine touchdowns.
- Earned Virginia High School Coaches AAA All-State honors and was named the No. 75 overall prospect, the No. 8 overall wide receiver in the nation and the No. 3 prospect in Virginia by Rivals.com.
- As a junior in 2008, caught 34 passes for 545 yards and 13 touchdowns.
- Won the long jump junior portion of 2010 USA Outdoor Championships with a leap of 25-feet-10¾-inches and qualified for IAAF World Junior Championships. *Track & Field News* rated him the country's No. 3 long



## JUSTIN HUNTER'S GAME-BY-GAME

### 2013 Tennessee Titans

2013 Tennessee Titans				RECEIVING					
Date		Opp.	W/L	P/S	No	Yds	Avg	Lg	TD
Sept 8	@	Pit	W	IA					
Sept 15	@	Hou	L	p	0	0	-	0	0
Sept 22		SD	W	p	1	34	34.0	34t	1
Sept 29		NYJ	W	p	1	16	16.0	16t	1
Oct 6		KC	L	p	0	0	-	0	0
Oct 13	@	Sea	L	p	1	8	8.0	8	0
Oct 20		SF	L	p	0	0	-	0	0
Nov 3	@	StL	W	p	2	13	6.5	8	0
Nov 10		Jax	L	p	2	51	25.5	40	0
Nov 14		Ind	L	p	0	0	-	0	0
Nov 24	@	Oak	W	p	6	109	18.2	54t	1
Dec 1	@	Ind	L	p	1	9	9.0	9	0
Dec 8	@	Den	L	p	4	114	28.5	57	1
Dec 15		Ari	L	IA					
Dec 22	@	Jax	W	p	0	0	-	0	0
Dec 29		Hou	W	p	0	0	-	0	0
Totals			7-9	14/0	18	354	19.7	57	4

### 2014 Tennessee Titans

2014 Tennessee Titans				RECEIVING				
Date	Opp.	W/L	P/S	No	Yds	Avg	Lg	TD
Sept 7	@ KC	W	p	3	63	21.0	39	0
Sept 14	Dal	L	p	2	26	13.0	23	0
Sept 21	@ Cin	L	p	3	37	12.3	19	0
Sept 28	@ Ind	L	p	1	12	12.0	12	0
Oct 5	Cle	L	S	3	99	33.0	75t	1
Oct 12	Jax	W	S	3	77	25.7	38	0
Oct 19	@ Was	L	S	1	6	6.0	6	0
Oct 26	Hou	L	S	4	31	7.8	12t	1
Nov 9	@ Bal	L	S	1	17	17.0	17	0
Nov 17	Pit	L	S	2	48	24.0	36	0
Nov 23	@ Phi	L	S	4	64	16.0	40t	1
Nov 30	@ Hou	L	S	1	18	18.0	18	0
Dec 7	NYG	Placed on injured reserve on Dec. 2, 2014						
Dec 14	NYJ							
Dec 18	@ Jax							
Dec 28	Ind							
Totals		2-10	12/8	28	498	17.8	75t	3

## JUSTIN HUNTER'S NFL STATISTICS

### REGULAR SEASON

REGULAR SEASON				RECEIVING					RUSHING				
Year	Team	GP	GS	No	Yds	Avg	Lg	TD	Att	Yds	Avg	Lg	TD
2013	Tennessee	14	0	18	354	19.7	57	4	0	0	-	0	0
2014	Tennessee	12	8	28	498	17.8	75t	3	0	0	-	0	0
NFL Totals		26	8	46	852	18.5	75t	7	0	0	-	0	0

### Single-Game Highs

Receptions - 6 at Oakland (11/24/13)

Receiving Yards - 114 at Denver (12/8/13)

Long Reception - **75t vs. Cleveland (10/5/14)**

Touchdowns - **1 (Seven times, last at Philadelphia 11/23/14)**

### Additional Statistics

Tackles - 2 (2014)

Fumble Recovery - 1 (2014)

90



## DAQUAN JONES

DEFENSIVE LINEMAN • 6'4" • 322 lbs • COLLEGE: PENN STATE  
 ACQUIRED: 4TH ROUND - 2014 • NFL EXPERIENCE: ROOKIE  
 HOMETOWN: JOHNSON CITY, N.Y.  
 GAMES PLAYED/GAMES STARTED: 7/1 (PLAYOFFS: 0/0)



**PRO:** Seeking a big, physical and versatile defensive lineman, the Titans selected Penn State's DaQuan Jones in the fourth round of the 2014 NFL Draft. The 6-foot-4-inch, 322-pounder arrives with potential to earn a significant role in the defensive front as a rookie. Jones offers an impressive combination of size, athleticism, intelligence and power. He was also a leader at State College, as one of the senior players to stay with the program in the face of the negativity and adversity surrounding the school during the end of the Joe Paterno era.

### CAREER HIGHLIGHTS:

- As a senior at Penn State, Jones was named first-team All-Big Ten Conference after finishing fifth on the team with a career-high 56 tackles and a career-best three sacks.
- Jones was named Penn State's Outstanding Senior Player and the recipient of the team's Reid-Robinson Award.

### TITANS TIDBITS:

- Jones majored in Criminology at Penn State and spent a portion of his 2013 summer as an intern observing the Spring Township Police Department near State College.
- Jones entered the Penn State program after being rated the second-best offensive lineman in the nation during his playing days at Johnson City High School. He switched to the other side of the ball and made an immediate impact as a true freshman.
- Jones lists his father, Steve, as the most inspirational person in his life. Steve raised DaQuan as a single father and one of his father's greatest traits is that he works extremely hard in everything he does. Steve works as an executive chef at Cornell University.

### CAREER TRANSACTIONS:

- The Johnson City, N.Y., native was selected by the Titans in the fourth round (112th overall) of the 2014 NFL Draft.

### SEASON RECAPS:

**2014 (7/1):** Appeared in seven games with one start at defensive end during his rookie campaign and registered 13 tackles, a sack, three quarterback pressures, two stops for loss and a forced fumble. Was inactive for eight games and did not play in one contest. Made his NFL debut at Indianapolis (9/28/14). Made his first career NFL start and notched his first career sack against Indianapolis (12/28/14). Led the team in sacks once in 2014 (vs. IND). Tied for the team lead in quarterback pressures once in 2014 (vs. IND).

- At Kansas City (9/7), was inactive.
- Against Dallas (9/14), was inactive.
- At Cincinnati (9/21), was inactive.
- At Indianapolis (9/28), made his NFL debut as a reserve defensive tackle and amassed his first career tackle.
- Against Cleveland (10/5), was inactive.
- Against Jacksonville (10/12), dressed but did not play.
- At Washington (10/19), saw limited action as a reserve defensive lineman and collected a tackle.
- Against Houston (10/26), was inactive.
- At Baltimore (11/9), played as a reserve on the defensive front.
- Against Pittsburgh (11/17), was inactive.
- At Philadelphia (11/23), saw action as a reserve defensive tackle and amassed two tackles, including a stop for loss. Stuffed Chris Polk for a two-yard loss on a rush up the middle in the final stanza.
- At Houston (11/30), was inactive.
- Against N.Y. Giants (12/7), was inactive.

- Against N.Y. Jets (12/14), played as a reserve at defensive end and collected a tackle and a quarterback pressure.

- At Jacksonville (12/18), saw action as a reserve at defensive end and registered two tackles, including a stop for loss. Combined with Avery Williamson to stuff Toby Gerhart for no gain on a rush up the middle in the fourth quarter.

- Against Indianapolis (12/28), registered his first career NFL start and tallied a career-high six tackles, his first career sack, a forced fumble and two quarterback pressures. Dropped Andrew Luck for a seven-yard sack while forcing a fumble that was recovered by the Colts in the first quarter.

### COLLEGE:

- Started 23 of 46 games at Penn State, with all of his starting assignments coming during the last two seasons. Jones finished his career with 92 tackles, adding 4.5 sacks for minus 28 yards, 15.5 stops for losses totaling 55 yards, two fumble recoveries and a pass deflection.

**AS A SENIOR (2013),** was first-team All-Big Ten Conference by the league's coaches and second-team All-Conference by the media and BTN.com. Was named Penn State's Outstanding Senior Player and the recipient of the team's Reid-Robinson Award. Also named to the Outland Trophy Watch List. Named Most Valuable Player by his teammates after the season.

- Started all 12 games at defensive tackle, finishing fifth on the team with a career-high 56 tackles (33 solos). His tackle total was the most for any interior defensive lineman in the Big Ten during the 2013 campaign.
- Added three sacks for minus 21 yards and led the Nittany Lions with 11.5 stops for losses of 42 yards and also recovered one fumble.
- Against Syracuse (8/31), logged a career-high nine tackles and added three stops behind the line of scrimmage and a nine-yard sack in the season opener.
- Against Eastern Michigan (9/7), posted nine tackles, a seven-yard sack and delivered two stops for minus nine yards.
- Against Michigan (10/12), tied his career high for the third time with nine tackles and added two stops for minus-six yards and his second career fumble recovery in the four overtime win.
- Against Purdue (11/16), made three tackles, including a sack for minus-five yards in the win, as he helped hold the Boilermakers to 41 rushing yards on 20 carries.

**AS A JUNIOR (2012),** secured a starting role during training camp and started the first 11 games at defensive tackle. Recorded 22 tackles, with an assisted sack, two stops for losses of six yards, a fumble recovery and a pass deflection. Played an instrumental role for a defense that ranked second in the Big Ten Conference and 16th nationally in scoring defense at 19.1 points per game, as the Nittany Lions held six teams to 17 or fewer points.

- Against Ohio (9/1), made his first career start and posted four tackles.
- Against Navy (9/15), notched 1.5 stops-for-loss among his four tackles.
- At Illinois (9/29), registered a half sack among his two stops.
- At Iowa (10/20), recovered a fumble inside the Iowa red zone that led to a touchdown and a 24-0 second-quarter lead en route to a 38-14 decision over the Hawkeyes.

**AS A SOPHOMORE (2011),** was a top reserve at defensive tackle and played in all 13 games, recording eight tackles.

- Against Indiana State (9/3), posted two tackles.
- Against Eastern Michigan (9/24), notched two tackles.

**AS A FRESHMAN (2010)**, held out of the initial four games for a possible redshirt season, but his play in practice and potential got him on the field. Made his debut in the Big Ten-opener at Iowa and played in the final nine games. Was one of seven true freshmen to play, registering six tackles, including a sack and two tackles for loss.

- At Ohio State (11/13), had a season-high three tackles, including a tackle for minus-three yards.
- Against Florida (1/1), made two solo stops in the 2011 Outback Bowl, including a sack for minus-four yards.
- Majored in criminal justice at Penn State.

#### PERSONAL:

- Single, splits time between Nashville and Johnson City, N.Y.
- Attended Johnson City (N.Y.) Senior High School and was rated as the second-best offensive lineman in the state by Rivals.com.
- Was a standout on both sides of the ball and earned four-star prospect status from Scout.com. Recorded 60 tackles as a senior.
- Totaled 70 tackles during his junior season, and also posted three sacks

and recovered four fumbles.

- Served as football and basketball team captain and was also a member of the track and field team throwing the shot put.
- On Twitter and Instagram: @RiDQulous\_91
- List of favorites: (movie) "Captain America: The Winter Soldier"; (TV show) "Supernatural"; (actor) Martin Lawrence; (music artist) Jay-Z; (school subject) criminal justice; (car) Mercedes S Class; (video game) NBA 2K; (food) dad's chicken parmesan; (book) "The Five People You Meet in Heaven" by Mitch Albom; and (pro sports team as a child) Philadelphia Eagles.
- Born DaQuan Steven Jones on Dec. 27, 1991 in Johnson City, N.Y.

## DaQUAN JONES' COLLEGE STATISTICS

REGULAR SEASON		TACKLES										INTERCEPTIONS					FUMBLES		
Year	Team	GP	GS	Tot	Solo	Asst	Sk	Yds	QBP	TFL		No	Yds	Lg	TD	PD	FF	FR	Yds
2010	Penn State	9	0	6	3	3	1.0	4.0	0	2		0	0	-	0	0	0	0	0
2011	Penn State	13	0	8	4	4	0.0	0.0	1	0		0	0	-	0	0	0	0	0
2012	Penn State	12	11	22	8	14	0.5	3.0	0	2		0	0	-	0	1	0	1	0
2013	Penn State	12	12	56	33	23	3.0	21.0	0	11.5		0	0	-	0	0	0	1	0
<b>College Totals</b>		<b>46</b>	<b>23</b>	<b>92</b>	<b>48</b>	<b>44</b>	<b>4.5</b>	<b>28.0</b>	<b>1</b>	<b>15.5</b>		<b>0</b>	<b>0</b>	<b>-</b>	<b>0</b>	<b>1</b>	<b>0</b>	<b>2</b>	<b>0</b>

#### Single-Game Highs

Tackles - 9 (Three times, last vs. Michigan, 10/12/13)

Sacks - 1 (Four times, last vs. Purdue, 11/16/13)

Tackles For Loss - 3 vs. Syracuse (8/31/13)

## DaQUAN JONES' GAME-BY-GAME

2014 Tennessee Titans																											
Date	Opp	W/L	P/S	Tot	Solo	Asst	Sk	- Yds	QBP	TFL	Int	- Yds	TD	PD	FF	FR	- Yds	SpT									
Sept 7	@ KC	W	IA																								
Sept 14	Dal	L	IA																								
Sept 21	@ Cin	L	IA																								
Sept 28	@ Ind	L	p	1	0	1	0.0	0.0	0	0	0	0	0	0	0	0	0	0									
Oct 5	Cle	L	IA																								
Oct 12	Jax	W	DNP																								
Oct 19	@ Was	L	p	1	0	1	0.0	0.0	0	0	0	0	0	0	0	0	0	0									
Oct 26	Hou	L	IA																								
Nov 9	@ Bal	L	p																								
Nov 17	Pit	L	IA																								
Nov 23	@ Phi	L	p	2	1	1	0.0	0.0	0	1	0	0	0	0	0	0	0	0									
Nov 30	@ Hou	L	IA																								
Dec 7	NYG	L	IA																								
Dec 14	NYJ	L	p	1	1	0	0.0	0.0	0	1	0	0	0	0	0	0	0	0									
Dec 18	@ Jax	L	p	2	1	1	0.0	0.0	0	1	0	0	0	0	0	0	0	0									
Dec 28	Ind	L	S	6	4	2	1.0	1.0	2	0	0	0	0	0	0	1	0	0									
<b>Totals</b>				<b>2-14</b>	<b>7/1</b>	<b>13</b>	<b>7</b>	<b>6</b>	<b>1.0</b>	<b>1.0</b>	<b>3</b>	<b>2</b>	<b>0</b>	<b>0</b>	<b>0</b>	<b>0</b>	<b>1</b>	<b>0</b>	<b>0</b>	<b>0</b>	<b>0</b>	<b>0</b>	<b>0</b>	<b>0</b>	<b>0</b>	<b>0</b>	<b>0</b>

## DaQUAN JONES' NFL STATISTICS

REGULAR SEASON		TACKLES										INTERCEPTIONS					FUMBLES			
Year	Team	GP	GS	Tot	Solo	Asst	Sk	Yds	QBP	TFL		No	Yds	Lg	TD	PD	FF	FR	Yds	SpT
2014	Tennessee	7	1	13	7	6	1.0	1.0	3	2		0	0	0	0	0	1	0	0	0
<b>NFL Totals</b>		<b>7</b>	<b>1</b>	<b>13</b>	<b>7</b>	<b>6</b>	<b>1.0</b>	<b>1.0</b>	<b>3</b>	<b>2</b>		<b>0</b>	<b>0</b>	<b>0</b>	<b>0</b>	<b>0</b>	<b>1</b>	<b>0</b>	<b>0</b>	<b>0</b>

#### Single-Game Highs

Tackles - **6 vs. Indianapolis (12/28/14)**

Sacks - **1 vs. Indianapolis (12/28/14)**

Tackles For Loss - **2 (Twice, last at Jacksonville 12/18/14)**

Quarterback Pressures - **2 vs. Indianapolis (12/28/14)**

Forced Fumble - **1 vs. Indianapolis (12/28/14)**

75



## TERREN JONES

TACKLE • 6'7" • 341 lbs • COLLEGE: ALABAMA STATE

ACQUIRED: FREE AGENT - 2014 • NFL EXP. (NFL/TITANS): 2/1

HOMETOWN: FORT WALTON BEACH, FLA.

GAMES PLAYED/GAMES STARTED: 1/0 (PLAYOFFS: 0/0)



**PRO:** The Titans signed Terren Jones from the Baltimore Ravens' practice squad to their active roster on Dec. 2, 2014 to provide depth at the offensive tackle position. The 6-foot-7-inch, 341-pounder entered the NFL as a rookie free agent with the Atlanta Falcons in 2013. He spent parts of the 2014 campaign on the practice squads of the Falcons, Washington Redskins and Ravens.

### CAREER TRANSACTIONS:

- A native of Fort Walton Beach, Fla., Jones was originally signed by the Atlanta Falcons as an undrafted free agent on April 29, 2013.
- Waived by the Falcons on Sept. 3, 2013 and signed to the team's practice squad a day later.
- Signed by the Falcons to the active roster from the practice squad on Nov. 26, 2013.
- Waived by the Falcons Aug. 30, 2014 and signed to the team's practice squad a day later.
- Released from the Falcons' practice squad on Sept. 23, 2014.
- Signed to the Washington Redskins' practice squad on Sept. 29, 2014.
- Released from the Redskins' practice squad on Nov. 4, 2014.
- Signed to the Baltimore Ravens' practice squad on Nov. 10, 2014.
- Signed by the Titans to their active roster from the Ravens' practice squad on Dec. 2, 2014.

### SEASON RECAPS:

**2014 (1/0 - Tennessee):** Appeared in one game as a reserve tackle after being signed by the Titans to their active roster from the Ravens' practice squad on Dec. 2, 2014. Was inactive for two games and did not play in one contest. Made his NFL debut as a reserve tackle against N.Y. Giants (12/7/14).

- Against N.Y. Giants (12/7), entered the game as a reserve at right tackle after Byron Stingily left with an injury.
- Against N.Y. Jets (12/14), did not play.
- At Jacksonville (12/18), was inactive.
- Against Indianapolis (12/28), was inactive.

**2013 (0/0 - Atlanta):** Spent the first 11 weeks of the season on the Falcons' practice squad before being signed to the active roster on Nov. 26, 2013. Was inactive for five games.

### COLLEGE:

- Was a three-time All-SWAC performer at Alabama State.
- Named an AFCA All-American and first-team All-SWAC following his senior season. Started every game at left tackle in 2012 helping the Hornets post more than 400 yards of total offense four times and score at least 30 points in six consecutive games.
- As a junior in 2011, was named first-team All-SWAC. Started the final nine games of the season at left tackle and helped the Hornets score at least 28 points five times and gain more than 400 yards total offense four times in games he played.
- As a sophomore in 2010, played in all 12 games with 10 starts, helping Hornets reach SWAC Championship Game for first time since 2004. Named second-team All-SWAC.
- In 2009, played in six games with four starts during his freshman season.
- Majored in criminal justice at Alabama State.

### PERSONAL:

- Attended Choctawhatchee (Fort Walton Beach, Fla.) High School and played four seasons of football.

- Enjoys hanging out at the beach.
- Born Terren Deray Jones on Nov. 19, 1991 in Fort Meade, Md.

## TERREN JONES' NFL STATISTICS

### REGULAR SEASON

Year	Team	GP	GS
2013	Atlanta	0	0
2014	Tennessee	1	0
<b>NFL Totals</b>		<b>1</b>	<b>0</b>



6



## BRETT KERN

PUNTER • 6'2" • 214 lbs • COLLEGE: TOLEDO

ACQUIRED: WAIVERS - 2009 (DEN) • NFL EXP. (NFL/TITANS): 7/6

HOMETOWN: GRAND ISLAND, N.Y.

GAMES PLAYED/GAMES STARTED: 112/0 (PLAYOFFS: 0/0)



**PRO:** Brett Kern is a strong-legged punter that has shown a keen ability to down his kicks inside the opponents' 20-yard line. The seventh-year pro is coming off his two best seasons with the Titans. Last year, the 6-foot-2-inch, 214-pounder placed a career-best 32 punts inside the 20-yard line with a career-low two kicks as touchbacks. In 2012, he set career-highs and franchise records with a 47.6 gross punt average and a 40.4 net punt average. In 2011, the Toledo native tallied career-highs with 86 punts for 3,747 yards with 31 punts placed inside the 20-yard line. Kern joined the Titans franchise during the 2009 season when he was claimed off waivers from the Denver Broncos.

### CAREER HIGHLIGHTS:

- In 2013, Kern punted 78 times for 3,386 yards (43.4 avg.). He placed a career-best 32 punts inside the 20-yard line with a career-low two kicks as touchbacks.
- Kern had his most productive season in 2012 when he ranked fifth in the AFC with a franchise record and career-best 47.6 gross punt average. He also finished ninth in the AFC with a franchise record and career-high 40.4 net punting average.
- In 2011, Kern set a new Titans/Oilers franchise record with his 39.4-yard net average. He also posted career-highs in punts (86), punt yards (3,747) and punts inside the 20-yard line (31).
- In 2009, Kern's combined average of 45.5 yards per punt with the Titans and Broncos ranked eighth in the NFL. He also downed a combined 27 punts inside the opponents' 20-yard line.
- In 2008, Kern ranked fifth in the league with a 46.7-yard punting average and was named to the All-Rookie team by Pro Football Weekly/PFWA and the Sporting News.

### TITANS TIDBITS:

- Kern's father, Cal, owns a collegiate baseball team in Niagara Falls, N.Y., called the Niagara Power. The team plays in the New York Collegiate Baseball League and has had players from Lipscomb (Nashville) University in recent seasons. The summer of 2014 marks the club's eighth season.
- Kern is an avid golfer that sports a +1 handicap. He picked the game up late in his high school years and caddied for three summers at Inverness Golf Club while in college. The course is located in Toledo, Ohio, and has hosted PGA and NCAA Championships. In 2011, Kern competed in The Vinny, a local golf fundraising tournament hosted by singers Vince Gill and Amy Grant, and finished fourth in the event.

### CAREER TRANSACTIONS:

- The Grand Island, N.Y., native was originally signed by the Denver Broncos as a rookie free agent on April 28, 2008.
- Claimed by the Titans off waivers from the Broncos on Oct. 27, 2009.

### SEASON RECAPS:

**2014 (16/0 - Tennessee):** Appeared in all 16 games and set a franchise record with a 40.8 net punt average. Punted career-high 88 times for career-best 4,118 yards (46.8 avg.) with 28 kicks placed inside the opponents' 20-yard line. His 46.8 gross average was the third-highest of his career. Boomed 37 punts of 50 or more yards in 2014. Notched a 48.8-yard net average at Baltimore (11/9/14), the third best of his career and the fourth best in team history. Notched a career-long and franchise-tying long 79-yard punt against Indianapolis (12/28/14).

- At Kansas City (9/7), punted six times for 304 yards (50.7 avg.) with three kicks placed inside the 20-yard line. Boomed a 63-yard punt in the first quarter. Nailed a 56-yard punt that forced the returner out of bounds at the Chiefs' two-yard line in the second quarter. Posted a 55-yard punt to the

Chiefs' 12-yard line in the third quarter.

- Against Dallas (9/14), punted five times for 225 yards (45.0 avg.) with one kick placed inside the 20-yard line. Boomed a 54-yard punt that was downed at the Cowboys' six-yard line in the second quarter.
- At Cincinnati (9/21), punted four times for 141 yards (35.3 avg.).
- At Indianapolis (9/28), saw action in his 100th career regular season game and punted six times for 265 yards (44.2 avg.) with two kicks placed inside the 20-yard line. Pinned the Colts deep in their own territory with a 35-yard punt that was fair caught at the Indianapolis nine-yard line in the third quarter.
- Against Cleveland (10/5), punted four times for 188 yards (47.0 avg.) with one blocked punt. Pinned the Browns deep in their own territory with a 54-yard punt to the Cleveland six-yard line early in the first quarter.
- Against Jacksonville (10/12), punted five times for 249 yards (49.8 avg.) with a three kicks placed inside the 20-yard line. Flipped field position by booming a 69-yard punt in the fourth quarter.
- At Washington (10/19), punted five times for 196 yards (39.2 avg.) with two kicks inside the 20-yard line. Placed a 29-yard punt that was downed at the Redskins' eight-yard line in the third quarter.
- Against Houston (10/26), punted six times for 310 yards (51.7 avg.) with two kicks placed inside the 20-yard line. Nailed a 50-yard punt that was fair caught at the Texans' 12-yard line in the first quarter. Boomed a 62-yard punt that was downed at the Texans' two-yard line in the third quarter.
- At Baltimore (11/9), punted eight times for 414 yards (51.8 avg.) with a 48.8 net avg. His 48.8-yard net average was the third best of his career and the fourth best in team history. Boomed a 58-yard punt to the Ravens' 18-yard line in the fourth quarter.
- Against Pittsburgh (11/17), punted four times for 141 yards (35.3 avg.) with two kicks inside the 20-yard line. Pinned the Steelers deep in their own territory with a 32-yard punt to the Pittsburgh 13-yard line in the second quarter.
- At Philadelphia (11/23), punted six times for 294 yards (49.0 avg.) with two kicks inside the 20-yard line. Pinned the Eagles deep in their territory with a 57-yard punt to the Philadelphia nine-yard line in the first quarter.
- At Houston (11/30), punted five times for 226 yards (45.2 avg.) with two kicks placed inside the 20-yard line. Placed a 32-yard punt that was fair caught at the Texans' 10-yard line late in the first quarter. Pinned the Texans deep in their own territory with a 44-yard punt that was downed by Derek Hagan at the Houston one-yard line.
- Against N.Y. Giants (12/7), punted six times for 284 yards (47.3 avg.). In the third quarter, recorded the 500th punt of his seven-year NFL career.
- Against N.Y. Jets (12/14), punted six times for 295 yards (49.2 avg.) with three kicks placed inside the 20-yard line. Pinned the Jets deep in their own territory with a 49-yard punt that was fair caught at the New York seven-yard line in the second quarter. Placed a 38-yard punt that was fair caught at the Jets' 10-yard line in the second stanza. On his third punt of the game, which marked his 432nd punt as a member of the Titans, he moved past Cliff Parsley (431 career punts) for third place on the team's all-time punting list.
- At Jacksonville (12/18), punted five times for 203 yards (40.6 avg.). Placed a 36-yard punt that was fair caught at the Jaguars' nine-yard line.
- Against Indianapolis (12/28), punted seven times for 383 yards (54.7 avg.) with a career-long punt of 79 yards. Three of his kicks were placed inside the 20-yard line. Placed a 45-yard punt that was fair caught at the Colts' 12-yard line in the first quarter. Boomed a career-long 79-yard punt in the second quarter. Nailed a 62-yard punt that was marked out of bounds at the Colts' 17-yard line in the second stanza.

**2013 (16/0 - Tennessee):** Appeared in all 16 games and punted 78 times

for 3,386 yards (43.4 avg.). Placed a career-best 32 punts inside the 20-yard line with a career-low two kicks as touchbacks. Set a career-high and a franchise record by placing six punts inside the 20-yard line against Houston (12/29/13). Boomed 24 punts of 50 or more yards in 2013.

- Against San Diego (9/22), punted three times for 140 yards (46.7 avg.) with two kicks placed inside the 20-yard line and a long of 63 yards. Flipped field position with a 63-yard punt that was downed at the Chargers' 17-yard line in the first quarter. Was credited with one rush for zero yards after fumbling a snap in the second quarter. Pinned the Chargers deep in their own territory with a 35-yard punt that was downed at the San Diego 11-yard line in the fourth quarter.
- Against N.Y. Jets (9/29), punted seven times for 293 yards (41.9 avg.) and tied a career-best with four kicks inside the 20-yard line. Boomed a 53-yard punt to the Jets' 15-yard line in the second quarter. Nailed a 50-yard punt to the Jets' 12-yard line early in the third quarter. Pinned the Jets deep in their territory with a 34-yard punt that was downed by Tommie Campbell at the New York one-yard line in the third quarter. Boomed a 54-yard punt to the Jets' 24-yard line in the third stanza.
- Against Kansas City (10/6), punted six times for 272 yards (45.3 avg.) with two kicks inside the 20-yard line. Boomed a 56-yard punt to the Chiefs' 12-yard line in the first quarter.
- At Denver (12/8), punted four times for 201 yards (50.3 avg.) with a long punt of 62 yards. Boomed a 62-yard punt to the Broncos' 15-yard line in the second quarter.
- Against Arizona (12/15), punted three times for 145 yards (48.3 avg.) with two kicks placed inside the 20-yard line. Pinned the Cardinals deep in their own territory with a 51-yard punt that was downed at the Arizona three-yard line in the second quarter.
- Against Houston (12/29), punted six times for 253 yards (42.2 avg.) and set a franchise record with all six kicks being placed inside the 20-yard line. Pinned the Texans at their own five-yard line with a 38-yard punt late in the third quarter. Boomed a 53-yard punt that was fair caught at the Houston 10-yard line. Nailed a 56-yard punt that went out of bounds at the Texans' nine-yard line.

**2012 (16/0 – Tennessee):** Appeared in all 16 games and ranked fifth in the AFC with a franchise record 47.6 gross punt average. Ranked ninth in the AFC with a franchise record 40.4 net punting average. Posted career-highs with 10 punts and 391 punt yards against N.Y. Jets (12/17/12). Ranked third in franchise history with a career-best 49.0 net punting average at Jacksonville (11/25/12). Boomed a career-long 71-yard punt at Miami (11/11/12). Boomed 34 punts of 50 or more yards in 2012.

- Against New England (9/9), punted four times for 209 yards (52.3 avg.) and placed two punts inside the 20-yard line. Flipped field position by booming a 56-yard punt in the opening quarter. Nailed a 54-yard punt to the Patriots' eight-yard line late in the second quarter. Lined up in the back of the end zone and booted a 55-yard punt in the third quarter.
- At San Diego (9/16), punted seven times for a then career-best 361 yards (51.6 avg.). Notched the third-best net punt average in franchise history with a then career-high 48.6 net punt average. Boomed a 63-yard punt to the Chargers' 25-yard line in the second quarter. Nailed a 54-yard punt that was marked out of bounds at the Chargers' 16-yard line in the third quarter.
- At Houston (9/30), punted seven times for 326 yards (46.6 avg.) and placed two kicks inside the 20-yard line. Boomed a 50-yard punt to the Texans' 14-yard line in the first quarter. Pinned the Texans deep in their own territory with a 52-yard punt to the Houston 12-yard line in the second stanza. Placed a 33-yard punt that was downed at the Houston seven-yard line. Blasted a 60-yard punt to the Texans' 14-yard line late in the third quarter.
- Against Pittsburgh (10/11), punted five times for 261 yards (52.2 avg.) with two kicks placed inside the 20-yard line. Boomed a 61-yard punt to the Steelers' 15-yard line in the second quarter. Flipped field position by nailing a 58-yard punt late in the second quarter.
- At Miami (11/11), punted four times for 208 yards (52.0 avg.) with a net avg. of 48.0 yards. Placed three kicks inside the 20-yard line. Boomed a career-long 71-yard punt that rolled out of bounds at the Dolphins' 15-yard line in the first quarter. Nailed a 50-yard punt to the Dolphins' 14-yard line in the second quarter. Placed a 36-yard punt that was downed at the Miami eight-yard line in the fourth quarter.
- At Jacksonville (11/25), punted four times for 201 yards (50.3 avg.) and posted a career-best 49.0 net punting average. The net punting average ranked third in Titans' franchise history.
- Against Houston (12/2), punted six times for 303 yards (50.5 avg.) with two kicks inside the 20-yard line. Boomed a 70-yard punt to flip field position in the first quarter. Pinned the Texans deep in their own territory

with a 40-yard punt that was downed at the Houston one-yard line in the second quarter. Registered a special teams tackle on coverage units.

- At Indianapolis (12/9), punted three times for 165 yards (55.0 avg.) with one kick placed inside the 20-yard line. Boomed a 53-yard punt to the Colts' 16-yard line in the second quarter. Nailed a 57-yard punt to the Colts' 13-yard line late in the fourth quarter.
- Against N.Y. Jets (12/17), punted a career-best 10 times for a career-high 391 yards with four kicks placed inside the 20-yard line. Pinned the Jets deep in their territory with a 44-yard punt that was fair-caught at the New York seven-yard line in the second quarter. Flipped field position with a 43-yard punt that fair-caught at the Jets' eight-yard line in the fourth quarter.

**2011 (16/0 – Tennessee):** Appeared in all 16 games and set a new franchise record with his 39.4-yard net average, topping Craig Hentrich's previous franchise high of 39.2 yards, set in 1998. Registered a career-high 86 punts for 3,747 yards (43.6 avg.). Set a career-high with 31 punts placed inside the 20-yard line in 2011. Ranked seventh in the AFC with a 39.4-yard net punt avg. Boomed 22 punts of 50 or more yards in 2011.

- Against Baltimore (9/18), punted three times for 119 yards with two punts placed inside the 20-yard line. Nailed a 55-yard punt in the first quarter. Pinned the Ravens deep in their own territory with a 33-yard punt that was downed by Gerald McRath at the Baltimore four-yard line in the opening stanza.
- Against Denver (9/25), punted four times for 176 yards (44.0 avg.). Boomed a 62-yard punt in the first quarter. Nailed a 51-yard punt later in the opening stanza. Kept a Titans' scoring drive alive by scooping up an errant snap and racing 21 yards down the right sideline in the second quarter.
- Against Houston (10/23), punted seven times for 319 yards (45.6 avg.) with two kicks inside the 20-yard line. Tallied a 44-yard punt that was downed at the Texans' eight-yard line in the first quarter. Boomed a 54-yard punt in the second quarter that went out of bounds at the Texans' six-yard line. Launched a 53-yard punt early in the third quarter.
- Against Indianapolis (10/30), tied a career-high with eight punts for 330 yards (41.3 avg.). Placed a 30-yard punt that was fair caught at the Colts' 13-yard line late in the first stanza. Boomed a 55-yard punt in the third quarter and a 54-yard punt in the final stanza.
- At Buffalo (12/4), punted five times for 239 yards (47.8 avg.) and tied a career-high with four punts placed inside the 20-yard line. Placed a 43-yard punt that was downed at the Bills' eight-yard line in the second quarter. Pinned the Bills deep in their own territory with a 50-yard punt that was downed at the Buffalo three-yard line. Booted a 51-yard punt in the third quarter. Pinned the Bills deep in their own territory by launching a 57-yard punt to the Buffalo 11-yard line late in the fourth quarter.
- At Indianapolis (12/18), punted seven times for 329 yards (47.0 avg.) with a 45.0-yard net avg. Boomed a 55-yard punt to the Colts' 14-yard line in the first quarter. Nailed a 58-yard punt early in the second stanza.
- Against Jacksonville (12/24), punted four times for 172 yards (43.0 avg.) with three kicks placed inside the 20-yard line. Nailed a 47-yard punt that was downed at the Jaguars' three-yard line in the first quarter. Placed a 30-yard punt that was downed at the Jaguars' eight-yard line in the second stanza. Boomed a 51-yard punt that was fair caught at the Jaguars' 16-yard line in the third quarter.
- At Houston (1/1), punted six times for 286 yards (47.7 avg.) and tied a season-best with four kicks placed inside the 20-yard line and a 45.8 net avg. Placed a 35-yard punt that was downed at the Texans' 10-yard line in the first quarter. Nailed a 47-yard punt that was downed at the Texans' three-yard line in the second stanza. Boomed a 58-yard punt in the third quarter. Booted a 52-yard punt that went out of bounds at the Texans' five-yard line in the fourth quarter.

**2010 (16/0 – Tennessee):** Appeared in all 16 games and finished fifth in the AFC with a 39.1-yard net avg. Registered career-highs with 77 punts, 3,302 yards and 39.1 net avg. Tied a career high with four punts inside the 20-yard line at San Diego (10/31/10). Set new career-high with 352 punt yards at Kansas City (12/26/10). Boomed a career-best 68-yard punt against Philadelphia (10/24/10).

- Against Oakland (9/12), punted four times for 200 yards (50.0 avg.) with two kicks placed inside the 20-yard line. Booted a 37-yard punt that was downed at the Raiders' nine-yard line in the second quarter. Boomed a 59-yard punt in the fourth quarter.
- At N.Y. Giants (9/26), punted five times for 214 yards (42.8 avg.). Placed a 37-yard punt that was downed by Michael Griffin at the Giants' one-yard line, which led to a Titans' safety in the third quarter. Boomed a 55-yard punt in the third quarter.

- At Jacksonville (10/18), punted twice for 98 yards (49.0 avg.) with one kick placed inside the Jaguars' 20-yard line. Boomed a 51-yard punt to the Jaguars' seven-yard line and Mike Thomas registered a one-yard loss on the return in the first quarter.
- At San Diego (10/31), punted six times for 279 yards (46.5 avg.) and tied a career high by placing four punts inside the Chargers' 20-yard line. Placed a 35-yard punt that was downed at the San Diego nine-yard line. Boomed a 63-yard punt late in the third quarter. Nailed a 48-yard punt that was downed at the Chargers' three-yard line.
- At Houston (11/28), punted seven times for 328 yards (46.9 avg.) with two kicks placed inside the 20-yard line. Boomed a 56-yard punt to the Houston nine-yard line in the first quarter. Nailed a 50-yard punt later in the opening stanza. Booted a 56-yard punt to the Houston 15-yard line in the third quarter.
- At Kansas City (12/26), tied a career-high with eight punts for a career-best 352 yards (44.0 avg.) with three kicks placed inside the 20-yard line. Angled a 43-yard punt that went out of bounds at the Chiefs' eight-yard line in the second quarter.

**2009 (6/0 - Denver; 10/0 - Tennessee):** In 10 games with Titans, punted 37 times for 1,665 yards with 18 punts placed inside the 20-yard line and ranked fourth in the AFC with a 45.5 gross avg. Appeared in the first six games with the Denver Broncos and punted 27 times for 1,245 yards (46.1 avg.) while placing nine punts inside the 20-yard line.

- Against Dallas (10/4), boomed six punts for 305 yards (50.8 avg.) with two kicks downed inside the 20-yard line. Nailed four punts for a 55.3 average from Denver territory.
- Against Jacksonville (11/1), made his Titans debut and punted four times for 193 yards (48.3 avg.) with three punts placed inside the 20-yard line in the Titans' 30-13 victory. Boomed a 55-yard punt that sailed out of bounds at the Jaguars' seven-yard line in the second quarter. Nailed a 51-yard punt that was downed at the Jaguars' seven-yard line during the final stanza. Perfectly placed a 37-yard punt that was downed at the Jaguars' three-yard line late in the fourth quarter.
- Against Arizona (11/29), punted four times for 184 yards (46.0 avg.) with two kicks placed inside the 20-yard line in the Titans' 20-17 come-from-behind victory. Placed a 38-yard punt that was downed at the Cardinals' 10-yard line in the fourth quarter.
- At Seattle (1/3), punted four times for 214 yards (53.5 avg.), including a career-best 46.5 net avg. and a career-long 67-yard punt in the Titans' season-ending 17-13 victory. Nailed a 56-yard punt to the Seahawks' 19-yard line in the second quarter. Booted a career-best 67-yard punt in the second stanza.

**2008 (16/0 - Denver):** Appeared in all 16 games and ranked fifth in the league with a 46.7-yard gross punting average that marked the third-best season total by a Bronco in club history (min. 45 punts). Received all-rookie honors from Pro Football Weekly/PFWA and The Sporting News. Punted 46 times for 2,150 yards (46.7 gross / 37.8 net) with 13 punts placed inside the 20-yard line. Tied for the third-fewest touchbacks in the NFL with four, marking the fewest in a season by a Bronco with at least 45 punts since 1997 (Tom Rouen, 4).

- Against San Diego (9/14), punted three times for 161 yards (53.7 avg.)
- Against Tampa Bay (10/5), posted five punts for 248 yards (49.6 avg.) with two kicks placed inside the 20-yard line.
- At N.Y. Jets (11/30), nailed five punts for 214 yards (42.8 avg.) with four kicks inside the 20-yard line.

#### COLLEGE:

- Played 47 career games at the University of Toledo, punting 189 times for 7,994 yards (42.3 avg.) with 59 punts placed inside the 20-yard line.
- Ranked second in the nation in gross punting average (46.1 yds., 52 punts for 2,399 yards) and was a finalist for the Ray Guy Award (nation's best punter) as a senior.
- Earned third team All-America honors as a senior as the only player from the Mid-American Conference to receive Associated Press All-America honors.
- Named Mid-American Conference's Special Teams Player of the Year as a senior.
- Earned a bachelor's degree in geography from Toledo and posted a 3.38 grade point average while earning CoSIDA second-team academic all-district recognition as a senior.

#### PERSONAL:

- Married to Tiffany Kern and the couple has a son, Bryce Jeremiah and a daughter, Anelle Naomi.
- Was a two-time first-team all-state selection at Grand Island High School in Grand Island, N.Y., and averaged 39 yards per punt as a senior and 42.5 yards per punt as a junior.
- Also played basketball and was a long jumper and high hurdler on the track team in high school.
- Follow Kern on Twitter at @brettkern6.
- Born Brett Alan Kern on Feb. 17, 1986, in Grand Island, N.Y.

## BRETT KERN'S GAME-BY-GAME

### 2008 Denver Broncos

Date	Opp	W/L	No	Yds	Avg	Net	TB	In 20	Lg	Blk
Sept 8	@ Oak	W	2	80	40.0	38.5	0	1	42	0
Sept 14	SD	W	3	161	53.7	42.0	1	1	64	0
Sept 21	NO	W	2	105	52.5	37.5	0	0	56	0
Sept 28	@ KC	L	2	77	38.5	38.0	0	0	51	0
Oct 5	TB	W	5	248	49.6	45.8	0	2	63	0
Oct 12	Jax	L	4	192	48.0	39.5	1	0	52	0
Oct 20	@ NE	L	5	243	48.6	32.0	1	1	62	0
Nov 2	Mia	L	4	185	46.3	45.0	0	3	61	0
Nov 6	@ Cle	W	1	29	29.0	24.0	0	0	29	0
Nov 16	@ Atl	W	3	127	42.3	39.3	0	1	52	0
Nov 23	Oak	L	2	112	56.0	11.5	0	0	60	0
Nov 30	@ NYJ	W	5	214	42.8	41.4	0	4	52	0
Dec 7	KC	W	1	52	52.0	20.0	0	0	52	0
Dec 14	@ Car	L	5	241	48.2	39.8	1	0	57	0
Dec 21	Buf	L	0	0	0.0	0.0	0	0	0	0
Dec 28	@ SD	L	2	84	42.0	34.0	0	0	46	0
<b>Totals</b>		<b>8-8</b>	<b>46</b>	<b>2,150</b>	<b>46.7</b>	<b>37.8</b>	<b>4</b>	<b>13</b>	<b>64</b>	<b>0</b>

### 2009 Denver Broncos/Tennessee Titans

Date	Opp	W/L	No	Yds	Avg	Net	TB	In 20	Lg	Blk
Sept 13	@ Cin	W	8	340	42.5	36.4	0	3	56	0
Sept 20	Cle	W	2	109	54.5	42.5	0	1	57	0
Sept 27	@ Oak	W	2	81	40.5	27.0	1	0	48	0
Oct 4	Dal	W	6	305	50.8	41.7	2	2	62	0
Oct 11	NE	W	5	231	46.2	37.8	1	2	64	0
Oct 19	@ SD	W	4	179	44.8	15.5	2	1	50	0
Nov 1	Jax	W	4	193	48.3	43.3	1	3	55	0
Nov 8	@ SF	W	5	217	43.4	44.0	0	2	57	0
Nov 15	Buf	W	3	119	39.7	31.3	0	2	58	0
Nov 23	@ Hou	W	4	176	44.0	41.5	0	2	51	0
Nov 29	Ari	W	4	184	46.0	41.3	1	2	56	0
Dec 6	@ Ind	L	2	78	39.0	39.0	0	1	46	0
Dec 13	StL	W	3	115	38.3	36.3	0	1	54	0
Dec 20	Mia	W	5	244	48.8	44.0	1	2	59	0
Dec 25	SD	L	3	125	41.7	39.7	0	2	46	0
Jan 3	@ Sea	W	4	214	53.5	46.5	1	1	67	0
<b>Totals</b>		<b>14-2</b>	<b>64</b>	<b>2,910</b>	<b>45.5</b>	<b>38.5</b>	<b>10</b>	<b>27</b>	<b>67</b>	<b>0</b>

\* First six games with Denver; final 10 games with Tennessee

# BRETT KERN'S GAME-BY-GAME CONT.

## 2010 Tennessee Titans

Date	Opp	W/L	No	Yds	Avg	Net	TB	In 20	Lg	Blk
Sept 12	Oak	W	4	200	50.0	44.5	0	2	60	0
Sept 19	Pit	L	5	244	48.8	42.2	0	1	57	0
Sept 26	@ NYG	W	5	214	42.8	36.6	1	1	55	0
Oct 3	Den	L	6	245	40.8	31.5	1	0	60	0
Oct 10	@ Dal	W	5	174	34.8	34.6	0	2	45	0
Oct 18	@ Jax	W	2	98	49.0	50.0	0	1	51	0
Oct 24	Phi	W	4	192	48.0	44.0	0	0	68	0
Oct 31	@ SD	L	6	279	46.5	44.2	0	4	63	0
Nov 14	@ Mia	L	5	209	41.8	37.8	1	2	52	0
Nov 21	Was	L	5	169	33.8	31.4	0	2	51	0
Nov 28	@ Hou	L	7	328	46.9	43.6	0	2	56	0
Dec 5	Jax	L	2	72	36.0	36.0	0	0	40	0
Dec 9	Ind	L	4	165	41.3	41.3	0	0	46	0
Dec 19	Hou	W	4	150	37.5	34.5	0	2	46	0
Dec 26	@ KC	L	8	352	44.0	37.0	1	3	58	0
Jan 2	@ Ind	L	5	211	42.2	42.2	0	2	48	0
<b>Totals</b>	<b>6-10</b>		<b>77</b>	<b>3,302</b>	<b>42.9</b>	<b>39.1</b>	<b>4</b>	<b>24</b>	<b>68</b>	<b>0</b>

## 2011 Tennessee Titans

Date	Opp	W/L	No	Yds	Avg	Net	TB	In 20	Lg	Blk
Sept 11	@ Jax	L	7	291	41.6	34.3	1	2	48	0
Sept 18	Bal	W	3	119	39.7	38.3	0	2	55	0
Sept 25	Den	W	4	176	44.0	32.3	0	0	62	0
Oct 2	@ Cle	W	6	237	39.5	36.5	0	2	64	0
Oct 9	@ Pit	L	4	169	42.3	42.3	0	1	44	0
Oct 23	Hou	L	7	319	45.6	42.7	1	2	54	0
Oct 30	Ind	W	8	330	41.3	34.1	2	2	55	0
Nov 6	Cin	L	7	320	45.7	41.6	1	1	54	0
Nov 13	@ Car	W	5	221	44.2	38.2	1	1	48	0
Nov 20	@ Atl	L	5	225	45.0	39.6	0	0	57	0
Nov 27	TB	W	3	88	29.3	29.3	0	3	41	0
Dec 4	@ Buf	W	5	239	47.8	45.8	0	4	57	0
Dec 11	NO	L	5	226	45.2	37.6	1	1	52	0
Dec 18	@ Ind	L	7	329	47.0	45.0	0	3	58	0
Dec 24	Jax	W	4	172	43.0	41.8	0	3	51	0
Jan 1	@ Hou	W	6	286	47.7	45.8	0	4	58	0
<b>Totals</b>	<b>9-7</b>		<b>86</b>	<b>3,747</b>	<b>43.6</b>	<b>39.4</b>	<b>7</b>	<b>31</b>	<b>64</b>	<b>0</b>

## 2012 Tennessee Titans

Date	Opp	W/L	No	Yds	Avg	Net	TB	In 20	Lg	Blk
Sept 9	NE	L	4	209	52.3	45.5	0	2	56	0
Sept 16	@ SD	L	7	361	51.6	48.6	1	3	63	0
Sept 23	Det	W	1	41	41.0	41.0	0	0	41	0
Sept 30	@ Hou	L	7	326	46.6	41.7	0	2	60	0
Oct 7	@ Min	L	6	256	42.7	42.8	0	3	53	0
Oct 11	Pit	W	5	261	52.2	44.8	1	2	61	0
Oct 21	@ Buf	W	3	124	41.3	34.7	1	2	57	0
Oct 28	Ind	L	3	130	43.3	39.0	0	1	61	0

Nov 4	Chi	L	6	299	49.8	30.0	1	1	59	1
Nov 11	@ Mia	W	4	208	52.0	48.0	0	3	71	0
Nov 25	@ Jax	L	4	201	50.3	49.0	0	1	57	0
Dec 2	Hou	L	6	303	50.5	39.3	0	2	70	0
Dec 9	@ Ind	L	3	165	55.0	47.0	0	1	57	0
Dec 17	NYJ	W	10	391	39.1	36.4	1	4	55	0
Dec 23	@ GB	L	8	376	47.0	34.4	0	2	54	0
Dec 30	Jax	W	4	204	51.0	35.8	0	1	55	1
<b>Totals</b>	<b>6-10</b>		<b>81</b>	<b>3,855</b>	<b>47.6</b>	<b>40.4</b>	<b>5</b>	<b>30</b>	<b>71</b>	<b>2</b>

## 2013 Tennessee Titans

Date	Opp	W/L	No	Yds	Avg	Net	TB	In 20	Lg	Blk
Sept 8	@ Pit	W	5	208	41.6	41.4	0	4	55	0
Sept 15	@ Hou	L	8	382	47.8	46.6	0	1	54	0
Sept 22	SD	W	3	140	46.7	44.3	0	2	63	0
Sept 29	NYJ	W	7	293	41.9	40.9	0	4	54	0
Oct 6	KC	L	6	272	45.3	38.8	0	2	56	0
Oct 13	@ Sea	L	4	140	35.0	31.3	0	1	46	0
Oct 20	SF	L	6	263	43.8	43.8	0	3	55	0
Nov 3	@ StL	W	5	228	45.6	35.0	1	1	55	0
Nov 10	Jax	L	5	219	43.8	42.6	0	1	53	0
Nov 14	Ind	L	3	117	39.0	34.0	0	0	48	0
Nov 24	@ Oak	W	4	163	40.8	29.0	0	1	49	1
Dec 1	@ Ind	L	6	222	37.0	32.2	0	4	35	0
Dec 8	@ Den	L	4	201	50.3	43.5	0	0	62	0
Dec 15	Ari	L	3	145	48.3	48.3	0	2	51	0
Dec 22	@ Jax	W	3	140	46.7	38.7	1	0	50	0
Dec 29	Hou	W	6	253	42.2	42.2	0	6	56	0
<b>Totals</b>	<b>7-9</b>		<b>78</b>	<b>3,386</b>	<b>43.4</b>	<b>39.7</b>	<b>2</b>	<b>32</b>	<b>63</b>	<b>1</b>

## 2014 Tennessee Titans

Date	Opp	W/L	No	Yds	Avg	Net	TB	In 20	Lg	Blk
Sept 7	@ KC	W	6	304	50.7	42.8	0	3	63	0
Sept 14	Dal	L	5	225	45.0	38.0	1	1	54	0
Sept 21	@ Cin	L	4	141	35.3	25.3	2	0	45	0
Sept 28	@ Ind	L	6	265	44.2	41.8	0	2	55	0
Oct 5	Cle	L	4	188	47.0	34.8	0	1	54	1
Oct 12	Jax	W	5	249	49.8	39.8	2	3	69	0
Oct 19	@ Was	L	5	196	39.2	39.0	0	2	44	0
Oct 26	Hou	L	6	310	51.7	48.7	0	2	62	0
Nov 9	@ Bal	L	8	414	51.8	48.8	0	0	58	0
Nov 17	Pit	L	4	141	35.3	31.8	0	2	51	0
Nov 23	@ Phi	L	6	294	49.0	40.7	0	2	57	0
Nov 30	@ Hou	L	5	226	45.2	41.2	0	2	58	0
Dec 7	NYG	L	6	284	47.3	39.2	0	1	55	0
Dec 14	NYJ	L	6	295	49.2	45.3	0	3	56	0
Dec 18	@ Jax	L	5	203	40.6	34.4	1	1	51	0
Dec 28	Ind	L	7	383	54.7	46.1	1	3	79	0
<b>Totals</b>	<b>2-14</b>		<b>88</b>	<b>4,118</b>	<b>46.8</b>	<b>40.8</b>	<b>7</b>	<b>28</b>	<b>79</b>	<b>1</b>



## BRETT KERN'S NFL STATISTICS

### REGULAR SEASON

		PUNTING										
Year	Team	GP	No.	Yds	Avg	Ret	Yds	TB	In	Lg	Blk	Net
2008	Denver	16	46	2,150	46.7	28	330	4	13	64	0	37.8
2009	Denver/Tennessee	16	64	2,910	45.5	27	249	10	27	67	0	38.5
2010	Tennessee	16	77	3,302	42.9	35	214	4	24	68	0	39.1
2011	Tennessee	16	86	3,747	43.6	36	221	7	31	64	0	39.4
2012	Tennessee	16	81	3,855	47.6	39	405	5	30	71	2	40.4
2013	Tennessee	16	78	3,386	43.4	35	210	2	32	63	1	39.7
2014	Tennessee	16	88	4,118	46.8	43	350	7	28	79	1	40.8
<b>NFL Totals</b>		<b>112</b>	<b>520</b>	<b>23,468</b>	<b>45.1</b>	<b>243</b>	<b>1979</b>	<b>39</b>	<b>185</b>	<b>79</b>	<b>4</b>	<b>39.5</b>

### Single-Game Highs

Punts - 10 vs. N.Y. Jets (12/17/12)  
 Yards - 391 vs. N.Y. Jets (12/17/12)  
 Gross Avg. - 56.0 vs. Oakland (11/23/08)  
 Net Avg. - 49.0 at Jacksonville (11/25/12)  
 Long Punt - **79 vs. Indianapolis (12/28/14)**  
 In20 - 6 vs. Houston (12/29/13)

### Additional Statistics

Special Teams Tackles - 0 (2008), 0 (2009), 0 (2010), 1 (2012)  
 Rushing - 1 rush for 21 yards vs. Denver (9/25/11)

# 97



## KARL KLUG

DEFENSIVE END • 6'3" • 278 lbs • COLLEGE: IOWA  
 ACQUIRED: 5TH ROUND - 2011 • NFL EXP. (NFL/TITANS): 4/4  
 HOMETOWN: CALEDONIA, MINN.  
 GAMES PLAYED/GAMES STARTED: 64/5 (PLAYOFFS: 0/0)



**PRO:** The Titans used their fifth-round pick in the 2011 NFL Draft on Iowa's Karl Klug (pronounced KLOOG). A largely unheralded selection at the time, Klug proceeded to assemble one of the top seasons in franchise history by a rookie defensive lineman. A blue-collar athlete who plays with tremendous effort and quickness, he led the Titans in 2011 with seven sacks, which also tied for sixth among all NFL rookies and tied for fourth among all NFL defensive tackles. His 3.5 sacks during his second season gave him more total sacks (10.5) than any other Titans defender during that time period. He followed with a two-sack season in 2013.

### CAREER HIGHLIGHTS:

- In 2013, Klug played in all 16 games for a third consecutive season and set a career high with three starts. He saw time in defensive tackle and defensive end in the team's 4-3 scheme.
- Against the N.Y. Jets on Sept. 29, 2013, he strip-sacked Geno Smith for a 16-yard loss and recovered the loose ball in the end zone for his first career touchdown.
- In 2012, Klug played in all 16 games for a second consecutive season. His 3.5 sacks gave him a team-high 10.5 total sacks from 2011–2012.
- As a rookie in 2011, Klug compiled a team-high seven sacks. The total tied for sixth place in sacks among all NFL rookies, tied for fourth among all NFL defensive tackles, and led all NFL rookie defensive tackles.
- During his four-year career at Iowa, Klug appeared in 40 games with 26 consecutive starts to end his career. Tallied 140 tackles, including 31 stops for loss, 9.5 sacks, eight quarterback pressures, eight passes defended, four forced fumbles and a fumble recovery.

### TITANS TIDBITS:

- Klug has an identical twin brother, Kevin, who played linebacker at Minnesota State University, Mankato. As high school teammates, Kevin played fullback, opening holes for Karl, the team's running back. They have an older sister, Kelsey.
- Klug's small hometown of Caledonia calls itself the "Wild Turkey Capital of Minnesota" and "The Heart of Quilt Country."
- Klug arrived on Iowa's campus as an undersized defender who weighed only 207 pounds at the time.

### CAREER TRANSACTIONS:

- The Caledonia, Minn., native was selected by the Titans in the fifth round (142nd overall) of the 2011 NFL Draft.

### SEASON RECAPS:

**2014 (16/0):** Played in all 16 games for the fourth consecutive season. Registered 31 tackles, two sacks, five quarterback pressures and five stops for loss. Caught one pass for nine yards as a fullback against the N.Y. Giants (12/7/14). Returned two kickoffs for 32 yards. Tied for the team lead in sacks once in 2014 (at KC). Led the team in quarterback pressures once in 2014 (vs. NYJ).

- At Kansas City (9/7), saw action as a reserve at defensive tackle and collected two tackles, including a sack and a quarterback pressure. Ended a Chiefs' drive by sacking Alex Smith for a seven-yard loss on third-and-10 in the third quarter.
- Against Dallas (9/14), played as a reserve at defensive tackle and notched three tackles. Burst through the line and hit DeMarco Murray, allowing Ropati Pitoitua to tackle Murray for a five-yard loss in the opening stanza.
- At Cincinnati (9/21), saw action as a reserve at defensive tackle and posted two tackles.
- At Indianapolis (9/28), played as a reserve at defensive tackle and

amassed four tackles.

- Against Cleveland (10/5), saw action as a reserve at defensive tackle.
- Against Jacksonville (10/12), played as a reserve at defensive tackle and totaled two tackles, including a sack. Dropped Blake Bortles for an eight-yard sack in the second quarter.
- At Washington (10/19), played as a reserve at defensive end and collected two tackles for loss. Stopped Alfred Morris for a one-yard loss on a rush off left end in the third stanza. On the next play, stonewalled Roy Helu for a seven-yard loss on a screen pass. Returned a squib kickoff for 12 yards.
- Against Houston (10/26), played as a reserve at defensive end and posted three tackles.
- At Baltimore (11/9), saw action as a reserve at defensive tackle and tallied two tackles, including a stop for loss. Stuffed Bernard Pierce for a one-yard loss on a rush up the middle in the third quarter.
- Against Pittsburgh (11/17), played as a reserve at defensive tackle and notched two tackles. Returned a kickoff for 20 yards in the first quarter.
- At Philadelphia (11/23), saw action as a reserve defensive tackle and amassed three tackles. Teamed with Al Woods to stuff LeSean McCoy for no gain on a rush off left end in the third quarter.
- At Houston (11/30), played as a reserve at defensive tackle and notched three tackles, including a stop for loss and a quarterback pressure. Teamed with Al Woods to stuff Jonathan Grimes for a four-yard loss on a rush off right tackle in the final stanza.
- Against N.Y. Giants (12/7), played as a reserve at defensive tackle and as a short-yardage fullback. Collected his first career reception for seven yards. Converted a fourth-and-one by hauling in his first career catch for nine yards in the second quarter.
- Against N.Y. Jets (12/14), saw action as a reserve at defensive tackle and collected two tackles, including a team-high three quarterback pressures and a tackle for loss. Stuffed Chris Johnson for a one-yard loss on a rush up the middle late in the second quarter.
- At Jacksonville (12/18), played as a reserve at defensive tackle and registered a tackle for loss.
- Against Indianapolis (12/28), saw action as a reserve at defensive tackle.

**2013 (16/3):** Played in all 16 games with three starts at defensive tackle and registered 26 tackles, two sacks, four quarterback pressures, two passes defended, two forced fumbles and a fumble recovery for a touchdown. Led or tied for the team lead in quarterback pressures three times (vs. KC, at OAK, vs. HOU).

- Against N.Y. Jets (9/29), posted three tackles, including a strip sack that he recovered for a touchdown. Jolted through the middle and strip-sacked Geno Smith for a 16-yard loss while recovering the loose ball in the end zone for touchdown to make the score 31-6 with 11:45 left to play in the final stanza.
- At Indianapolis (12/1), amassed three tackles, a sack, a forced fumble, a quarterback pressure and a pass defended. Batted down a pass at the line of scrimmage that was intended for Darrius Heyward-Bey in the second quarter. Teamed with George Wilson to stuff Donald Brown for no gain on a rush up the middle in the second quarter. Strip-sacked Andrew Luck for a seven-yard loss, but the loose ball was recovered by the signal caller.
- At Denver (12/8), started at defensive end and totaled a career-high five tackles.

**2012 (16/1):** Saw action in all 16 games with a start at defensive tackle and posted 12 tackles, 3.5 sacks, five quarterback pressures, a tackle for loss and a pass defended. Led the team in sacks once (at IND). Tied for the team lead in quarterback pressures twice (vs. NE, vs. JAX). Tied a

career-high with two sacks at Indianapolis (12/9/12).

- At Jacksonville (11/25), collected his first sack of the season. Halted a Jaguars' drive and got the Titans' offense the ball back with a two-yard sack on third-and-10 in the fourth quarter.
- At Indianapolis (12/9), tallied three tackles, including two sacks, a tackle for loss, a quarterback pressure and a pass defended. Dropped Andrew Luck for a six-yard sack in the second quarter. Ended a Colts' drive by sacking Luck for a 10-yard loss on third-and-seven late in the second quarter. Batted down a pass intended for T.Y. Hilton at the line of scrimmage.
- Against Jacksonville (12/30), recorded a tackle, including a half sack and two quarterback pressures. Ended a Jaguars' drive by combining with Akeem Ayers to sack Chad Henne for a four-yard loss on fourth-and-two late in the fourth quarter.

**2011 (16/1):** As a rookie, appeared in all 16 games with one start at defensive tackle and led the team with seven sacks. Totaled 32 tackles, 10 quarterback pressures, two tackles for loss, four passes defended and two forced fumbles. Registered his first career NFL sack and the first two forced fumbles of his career against Baltimore (9/18/11). Led or tied for the team lead in sacks six times in 2011 (vs. BAL, at CLE, vs. IND, at BUF, vs. NO, vs. JAX). Tied for the team lead in quarterback pressures once in 2011 (vs. IND). Made his first career NFL start at Atlanta (11/20/11).

- At Jacksonville (9/11), played as a reserve in his first career NFL contest and posted four tackles, including a stop for loss.
- Against Baltimore (9/18), saw action as a reserve at defensive tackle and tallied a sack and two forced fumbles. Stuffed Ricky Williams for a two-yard loss and forced a fumble that was recovered by Jordan Babineaux early in the second quarter. Had an eight-yard strip-sack of Joe Flacco but the loose ball was recovered by the Ravens late in the second quarter.
- At Cleveland (10/2), collected three solo tackles, including a sack. Kept contain and dropped Joshua Cribbs for a seven-yard sack on a reverse pass play on third-and-six in the first quarter.
- Against Indianapolis (10/30), posted two solo tackles, a sack, three quarterback pressures and a pass defended. Halted a Colts' drive by dropping Curtis Painter for an eight-yard sack on third-and-11 in the second quarter.
- At Atlanta (11/20), made his first career NFL start at defensive tackle and collected two tackles.
- Against Tampa Bay (11/27), posted a tackle, a pass defended and two quarterback pressures.
- At Buffalo (12/4), tallied a sack and a pass defended. Ended a Bills' drive by dropping Ryan Fitzpatrick for a six-yard sack on third-and-six in the third quarter. Batted down a pass intended for David Nelson at the line of scrimmage in the third quarter.
- Against New Orleans (12/11), recorded three tackles, including a season-high two sacks and a quarterback pressure. Dropped Drew Brees for a seven-yard sack late in the second quarter. Halted a Saints' drive and got the Titans' offense the ball back by sacking Brees for a seven-yard loss on third-and-four in the fourth quarter.
- Against Jacksonville (12/24), halted a Jaguars' drive by sacking Blaine Gabbert for an 11-yard loss on third-and-seven in the third quarter.

#### **COLLEGE:**

- During his four-year career at Iowa, Klug appeared in 40 games with 26 consecutive starts to end his career. Tallied 140 tackles, including 31 stops for loss, 9.5 sacks, eight quarterback pressures, eight passes defended, four forced fumbles and a fumble recovery.
- As a senior (2010), started all 13 games at defensive tackle and led team

with 13 tackles for loss and 5.5 sacks. Posted 57 total tackles en route to earning second-team All-Big Ten honors from league coaches and media and second-team All-Big Ten by Phil Steele's College Football. Honors also included Roy J. Carver Most Valuable Player Award on defense, Iron Hawk Award and Hayden Fry "Extra Heartbeat" Award. Was named a permanent team captain on defense and was selected to participate in East-West Shrine Game. Was one of seven seniors named to 2010 Leadership Group.

- As a junior (2009), started all 13 games at defensive tackle, recording 65 tackles, 13 tackles for loss, four sacks, five passes defended and two forced fumbles. Named first team All-Big Ten by Sporting News and honorable mention All-Big Ten by league coaches. Received the Hustle Team Award for defense.
- As a sophomore (2008), played in 12 games and posted 17 tackles, five tackles for loss, two sacks and a forced fumble.
- As a redshirt freshman (2007), suffered foot injury during pre-season drills and appeared in just one game (vs. Minnesota) and posted one tackle.
- Redshirted in 2006.
- Graduated in December 2010 with a degree in recreational management.

#### **PERSONAL:**

- Lives in Franklin, Tenn., with his wife, Stacy, and son, Rylan.
- Named first-team All-State as a senior at Caledonia (Minn.) High School after recording 77 tackles and 20 sacks at defensive end. Also had 1,212 rushing yards and 15 touchdowns. Also named to the Minnesota Vikings All-State team, *LaCrosse Tribune* Player of the Year and was a two-time first-team All-Conference player, including Player of the Year as a senior.
- Notched 89 tackles and 18 sacks as a junior.
- Was a three-year wrestling and two-year letterman in track.
- List of favorites: (movie) "Dumb and Dumber"; (TV shows) "SportsCenter" and "Everybody Loves Raymond"; (actor) Will Smith; (music artist) Red Hot Chili Peppers; (school subject) math; (car) 1998 Oldsmobile Cutlass; (book) "Heaven is For Real" by Todd Burpo; (video game) Halo; (food) steak and potatoes; (childhood sports hero) John Randle; and (sports teams as a child) "all the Minnesota teams."
- Born Karl Rainer Klug on March 31, 1988 in La Crosse, Wis.

## KARL KLUG'S GAME-BY-GAME

### 2011 Tennessee Titans

Date	Opp	W/L	P/S	Tot	Solo	Asst	Sk	- Yds	QBP	TFL	Int	- Yds	-TD	PD	FF	FR	- Yds	SpT
Sept 11	@ Jax	L	p	4	2	2	0.0	0.0	0	1	0	0	0	0	0	0	0	0
Sept 18	Bal	W	p	1	1	0	1.0	4.0	0	0	0	0	0	0	2	0	0	0
Sept 25	Den	W	p	1	0	1	0.0	0.0	1	0	0	0	0	1	0	0	0	0
Oct 2	@ Cle	W	p	3	3	0	1.0	7.0	0	0	0	0	0	0	0	0	0	0
Oct 9	@ Pit	L	p	1	0	1	0.0	0.0	0	0	0	0	0	0	0	0	0	0
Oct 23	Hou	L	p	3	3	0	0.0	0.0	0	0	0	0	0	0	0	0	0	0
Oct 30	Ind	W	p	2	2	0	1.0	8.0	3	0	0	0	0	1	0	0	0	0
Nov 6	Cin	L	p	2	1	1	0.0	0.0	2	0	0	0	0	0	0	0	0	0
Nov 13	@ Car	W	p	2	1	1	0.0	0.0	0	1	0	0	0	0	0	0	0	0
Nov 20	@ Atl	L	S	2	1	1	0.0	0.0	0	0	0	0	0	0	0	0	0	0
Nov 27	TB	W	p	1	0	1	0.0	0.0	2	0	0	0	0	1	0	0	0	0
Dec 4	@ Buf	W	p	1	1	0	1.0	6.0	0	0	0	0	0	1	0	0	0	0
Dec 11	NO	L	p	3	2	1	2.0	14.0	1	0	0	0	0	0	0	0	0	0
Dec 18	@ Ind	L	p	1	0	1	0.0	0.0	0	0	0	0	0	0	0	0	0	0
Dec 24	Jax	W	p	2	1	1	1.0	11.0	0	0	0	0	0	0	0	0	0	0
Jan 1	@ Hou	W	p	3	0	3	0.0	0.0	1	0	0	0	0	0	0	0	0	0
<b>Totals</b>				<b>9-7</b>	<b>16/1</b>	<b>32</b>	<b>18</b>	<b>14</b>	<b>7.0</b>	<b>50.0</b>	<b>10</b>	<b>2</b>	<b>0</b>	<b>0</b>	<b>4</b>	<b>2</b>	<b>0</b>	<b>0</b>

### 2012 Tennessee Titans

Date	Opp	W/L	P/S	Tot	Solo	Asst	Sk	- Yds	QBP	TFL	Int	- Yds	-TD	PD	FF	FR	- Yds	SpT
Sept 9	NE	L	S	0	0	0	0.0	0.0	1	0	0	0	0	0	0	0	0	0
Sept 16	@ SD	L	p	1	1	0	0.0	0.0	0	0	0	0	0	0	0	0	0	0
Sept 23	Det	W	p	2	0	2	0.0	0.0	0	0	0	0	0	0	0	0	0	0
Sept 30	@ Hou	L	p	1	0	1	0.0	0.0	0	0	0	0	0	0	0	0	0	0
Oct 7	@ Min	L	p	1	0	1	0.0	0.0	1	0	0	0	0	0	0	0	0	0
Oct 11	Pit	W	p	1	1	0	0.0	0.0	0	0	0	0	0	0	0	0	0	0
Oct 21	@ Buf	W	p	0	0	0	0.0	0.0	0	0	0	0	0	0	0	0	0	0
Oct 28	Ind	L	p	0	0	0	0.0	0.0	0	0	0	0	0	0	0	0	0	0
Nov 4	Chi	L	p	0	0	0	0.0	0.0	0	0	0	0	0	0	0	0	0	0
Nov 11	@ Mia	W	p	1	1	0	0.0	0.0	0	0	0	0	0	0	0	0	0	0
Nov 25	@ Jax	L	p	1	1	0	1.0	2.0	0	0	0	0	0	0	0	0	0	0
Dec 2	Hou	L	p	0	0	0	0.0	0.0	0	0	0	0	0	0	0	0	0	0
Dec 9	@ Ind	L	p	3	3	0	2.0	16.0	1	1	0	0	0	1	0	0	0	0
Dec 17	NYJ	W	p	0	0	0	0.0	0.0	0	0	0	0	0	0	0	0	0	0
Dec 23	@ GB	L	p	0	0	0	0.0	0.0	0	0	0	0	0	0	0	0	0	0
Dec 30	Jax	W	p	1	1	0	0.5	2.0	2	0	0	0	0	0	0	0	0	0
<b>Totals</b>				<b>6-10</b>	<b>16/1</b>	<b>12</b>	<b>8</b>	<b>4</b>	<b>3.5</b>	<b>20.0</b>	<b>5</b>	<b>1</b>	<b>0</b>	<b>0</b>	<b>1</b>	<b>0</b>	<b>0</b>	<b>0</b>

### 2013 Tennessee Titans

Date	Opp	W/L	P/S	Tot	Solo	Asst	Sk	- Yds	QBP	TFL	Int	- Yds	-TD	PD	FF	FR	- Yds	SpT
Sept 8	@ Pit	W	p	2	0	2	0.0	0.0	0	0	0	0	0	0	0	0	0	0
Sept 15	@ Hou	L	S	1	1	0	0.0	0.0	0	0	0	0	0	0	0	0	0	0
Sept 22	SD	W	p	3	2	1	0.0	0.0	0	0	0	0	0	0	0	0	0	0
Sept 29	NYJ	W	p	3	1	2	1.0	16.0	0	0	0	0	0	0	0	1	1	0
Oct 6	KC	L	p	2	1	1	0.0	0.0	1	0	0	0	0	0	0	0	0	0
Oct 13	@ Sea	L	p	1	1	0	0.0	0.0	0	0	0	0	0	0	0	0	0	0
Oct 20	SF	L	p	1	0	1	0.0	0.0	0	0	0	0	0	0	0	0	0	0
Nov 3	@ StL	W	p	1	1	0	0.0	0.0	0	0	0	0	0	0	0	0	0	0
Nov 10	Jax	L	S	0	0	0	0.0	0.0	0	0	0	0	0	0	0	0	0	0
Nov 14	Ind	L	p	1	1	0	0.0	0.0	0	0	0	0	0	0	0	0	0	0
Nov 24	@ Oak	W	p	0	0	0	0.0	0.0	1	0	0	0	0	0	0	0	0	0
Dec 1	@ Ind	L	p	3	2	1	1.0	7.0	1	0	0	0	0	1	1	0	0	0
Dec 8	@ Den	L	S	5	1	4	0.0	0.0	0	0	0	0	0	0	0	0	0	0
Dec 15	Ari	L	p	0	0	0	0.0	0.0	0	0	0	0	0	1	0	0	0	0
Dec 22	@ Jax	W	p	1	1	0	0.0	0.0	0	0	0	0	0	0	0	0	0	0
Dec 29	Hou	W	p	2	2	0	0.0	0.0	1	0	0	0	0	0	0	0	0	0
<b>Totals</b>				<b>7-9</b>	<b>16/3</b>	<b>26</b>	<b>14</b>	<b>12</b>	<b>2.0</b>	<b>23.0</b>	<b>4</b>	<b>0</b>	<b>0</b>	<b>0</b>	<b>2</b>	<b>2</b>	<b>1</b>	<b>0</b>

### 2014 Tennessee Titans

Date	Opp	W/L	P/S	Tot	Solo	Asst	Sk	- Yds	QBP	TFL	Int	- Yds	-TD	PD	FF	FR	- Yds	SpT
Sept 7	@ KC	W	p	2	1	1	1.0	7.0	1	0	0	0	0	0	0	0	0	0
Sept 14	Dal	L	p	3	2	1	0.0	0.0	0	0	0	0	0	0	0	0	0	0
Sept 21	@ Cin	L	p	2	1	1	0.0	0.0	0	0	0	0	0	0	0	0	0	0
Sept 28	@ Ind	L	p	4	2	2	0.0	0.0	0	0	0	0	0	0	0	0	0	0
Oct 5	Cle	L	p	0	0	0	0.0	0.0	0	0	0	0	0	0	0	0	0	0
Oct 12	Jax	W	p	2	1	1	1.0	8.0	0	0	0	0	0	0	0	0	0	0
Oct 19	@ Was	L	p	2	2	0	0.0	0.0	0	2	0	0	0	0	0	0	0	0
Oct 26	Hou	L	p	3	2	1	0.0	0.0	0	0	0	0	0	0	0	0	0	0
Nov 9	@ Bal	L	p	2	2	0	0.0	0.0	0	0	0	0	0	0	0	0	0	0
Nov 17	Pit	L	p	2	2	0	0.0	0.0	0	0	0	0	0	0	0	0	0	0
Nov 23	@ Phi	L	p	3	1	2	0.0	0.0	0	0	0	0	0	0	0	0	0	0
Nov 30	@ Hou	L	p	3	2	1	0.0	0.0	1	1	0	0	0	0	0	0	0	0
Dec 7	NYG	L	p	0	0	0	0.0	0.0	0	0	0	0	0	0	0	0	0	0
Dec 14	NYJ	L	p	2	2	0	0.0	0.0	3	1	0	0	0	0	0	0	0	0
Dec 18	@ Jax	L	p	1	1	0	0.0	0.0	0	1	0	0	0	0	0	0	0	0
Dec 28	Ind	L	p	0	0	0	0.0	0.0	0	0	0	0	0	0	0	0	0	0
<b>Totals</b>				<b>2-14</b>	<b>16/0</b>	<b>31</b>	<b>21</b>	<b>10</b>	<b>2.0</b>	<b>15.0</b>	<b>5</b>	<b>5</b>	<b>0</b>	<b>0</b>	<b>0</b>	<b>0</b>	<b>0</b>	<b>0</b>

## KARL KLUG'S NFL STATISTICS

### REGULAR SEASON

Year	Team	GP	GS	TACKLES							INTERCEPTIONS					FUMBLES			
				Tot	Solo	Asst	Sk	Yds	QBP	TFL	No	Yds	Lg	TD	PD	FF	FR	Yds	SpT
2011	Tennessee	16	1	32	18	14	7.0	50.0	10	2	0	0	0	0	4	2	0	0	0
2012	Tennessee	16	1	12	8	4	3.5	20.0	5	1	0	0	0	0	1	0	0	0	0
2013	Tennessee	16	3	26	14	12	2.0	23.0	4	0	0	0	0	0	2	2	1	0	0
2014	Tennessee	16	0	31	21	10	2.0	15.0	5	5	0	0	0	0	0	0	0	0	0
<b>NFL Totals</b>		<b>64</b>	<b>5</b>	<b>101</b>	<b>61</b>	<b>40</b>	<b>14.5</b>	<b>108.0</b>	<b>24</b>	<b>8</b>	<b>0</b>	<b>0</b>	<b>0</b>	<b>0</b>	<b>7</b>	<b>4</b>	<b>1</b>	<b>0</b>	<b>0</b>

### Single-Game Highs

Tackles - 5 at Denver (12/8/13)  
 Sacks - 2 (Twice, last at Indianapolis 12/9/12)  
 Tackles For Loss - **2 at Washington 10/19/14**  
 Forced Fumbles - 2 vs. Baltimore (9/18/11)  
 Fumble Recovery - 1 vs. N.Y. Jets (9/29/13)  
 Touchdowns - 1 vs. N.Y. Jets (9/29/13)

### Additional Statistics

Kickoff Return - **1 for 12 yards at Washington (10/19/14)**  
 Reception - **1 for seven yards vs. N.Y. Giants (12/7/14)**



# 67



## ANDY LEVITRE

GUARD • 6'2" • 303 lbs • COLLEGE: OREGON STATE

ACQUIRED: UNRESTRICTED FREE AGENT (BUF) - 2013

NFL EXP. (NFL/TITANS): 6/2 • HOMETOWN: SANTA CRUZ, CALIF.

GAMES PLAYED/GAMES STARTED: 96/96 (PLAYOFFS: 0/0)



**PRO:** As soon as the 2013 NFL free agency period began, the Titans reached out to standout guard Andy Levitre to gauge his interest in coming to Nashville. Before the conclusion of his first day on the open market, the two sides had agreed to terms on a deal that brought the four-year veteran to Tennessee. The 6-foot-2-inch, 303-pounder is a smart and athletic lineman, who plays with good toughness and leverage. The Oregon State product is considered a very good pass protector and his offensive lines in Buffalo paved the way for successful seasons by Fred Jackson and C.J. Spiller. Levitre was drafted by the Bills in the second round of the 2009 NFL Draft and he was very durable during his stay, starting all 64 games in his first four seasons with the club.

### CAREER HIGHLIGHTS:

- Levitre is one of only four members of the 2009 NFL Draft class to start all 80 regular season games from 2009 through 2013. The other players who accomplished the feat are James Laurinaitis, Alex Mack and Titans teammate Michael Oher.
- In 2012, Levitre started all 16 games and was a part of an offensive line that held opponents to 30 sacks (fifth fewest in the AFC), while blocking for a rushing attack that averaged 138.6 yards per game, which ranked second in the AFC.
- In 2011, Levitre started all 16 games and was a member of an offensive front that led the NFL in fewest sacks allowed with 23.
- As a rookie in 2009, Levitre started all 16 games and was named to *The Sporting News* 2009 All-Rookie Team, *Pro Football Weekly*/Pro Football Writers of America All-Rookie Team and *The Football Outsiders* All-Rookie Team.

### TITANS TIDBITS:

- Levitre enjoys traveling around the world. In March 2012, he visited the Great Wall of China and tobogganed down a stretch of the wall. He has also been to Phuket, Thailand where he had the opportunity to ride an elephant.
- Levitre enjoys fishing and once caught a 250-pound yellowfin tuna in Puerto Vallarta, Mexico. He also enjoys golfing and had the opportunity to play at Pebble Beach.
- Levitre has a signature ice cream that is named after him. Lake Effect Artisan Ice Cream in Buffalo created the Levitreland flavor, which is strawberry cheesecake ice cream with chocolate-covered pretzels throughout.
- Levitre has two Blue French Bulldogs named Titan and Olive.
- Levitre conquered the Burritozilla, a five-pound, 18-inch diabolical burrito at Iguanas restaurant in Santa Clara. He finished the entrée in 17 minutes, winning a commemorative T-shirt.
- Levitre fancies himself as a coffee connoisseur. He is also a skilled grillmaster, utilizing his Big Green Egg to cook masterpieces in his backyard.

### CAREER TRANSACTIONS:

- A native of Felton, Calif., Levitre was selected by the Buffalo Bills in the second round (51st overall) of the 2009 NFL Draft.
- Signed by the Titans as an unrestricted free agent on March 14, 2013.

### SEASON RECAPS:

**2014 (16/16 - Tennessee):** Started all 16 games for the sixth consecutive season to begin his career, including starts in all 32 games the last two campaigns at left guard with the Titans.

- At Kansas City (9/7), started at left guard and helped open holes for Titans' rushers to gain 162 yards on the ground.
- Against Dallas (9/14), started at left guard.
- At Cincinnati (9/21), started at left guard and helped block for Titans' rushers to gain 149 yards on 28 carries (5.3 avg.).
- At Indianapolis (9/28), started at left guard.
- Against Cleveland (10/5), started at left guard and helped the Titans' offense amass 410 total yards.
- Against Jacksonville (10/12), started at left guard.
- At Washington (10/19), started at left guard.
- Against Houston (10/26), started at left guard.
- At Baltimore (11/9), started at left guard.
- Against Pittsburgh (11/17), started at left guard and was a part of an offensive front that did not allow a sack on 24 pass attempts.
- At Philadelphia (11/23), started at left guard. Recovered a Zach Mettenberger fumble deep in Titans' territory early in the fourth quarter.
- At Houston (11/30), started at left guard.
- Against N.Y. Giants (12/7), started at left guard.
- Against N.Y. Jets (12/14), started at left guard.
- At Jacksonville (12/18), started at left guard.
- Against Indianapolis (12/28), started at left guard and helped open holes for Titans' rushers to gain 142 yards on just 24 carries (5.9 avg.).

**2013 (16/16 - Tennessee):** Started all 16 games at left guard in his first season with the Titans.

- At Pittsburgh (9/8), started at left guard in his Titans debut and helped open holes for Titans' rushers to gain 112 yards on the ground.
- Against San Diego (9/22), started at left guard and helped block for an offense that amassed 452 total yards, including 170 on the ground.
- Against N.Y. Jets (9/29), started at left guard and blocked for the Titans' offense that amassed 322 total yards and four touchdowns.
- At St. Louis (11/3), started at left guard and blocked for Titans' ball carriers to gain 198 rushing yards on 35 carries (5.7 avg.).
- Against Jacksonville (11/10), started at left guard and was part of an offensive front that allowed just one sack on 42 pass attempts.
- At Oakland (11/24), started at left guard and was a part of an offensive front that protected Ryan Fitzpatrick, allowing him to throw for 320 yards and two touchdowns.
- Against Arizona (12/15), started at left guard and helped protect Ryan Fitzpatrick allowing him to throw for a career-high 402 yards.
- At Jacksonville (12/22), started at left guard and helped open holes for Titans ball carriers to accumulate 182 yards on the ground.

**2012 (16/16 - Buffalo):** Started all 16 games for the fourth straight year and was a part of an offensive line that held opponents to 30 sacks (fifth fewest in the AFC), while blocking for a rushing attack that averaged 138.6 yards per game, which ranked second in the AFC.

- At N.Y. Jets (9/9), started at left guard and helped block for a rushing attack that amassed 195 yards, including a career-high 169 yards by C.J. Spiller. The offensive front did not allow a sack.
- Against Kansas City (9/16), notched 50th start of his career at left guard and helped block for a rushing attack that gained 201 yards. Did not allow a sack for the second straight week.
- Against New England (9/30), started at left guard and was a part of an offense that produced 438 total yards.
- Against Tennessee (10/21), started at left guard, his 55th consecutive start, and helped lead a rushing attack that amassed 166 yards.
- At New England (11/11), started at left guard and was a member of an offense that produced season bests of 481 total yards and a time of

possession of 33:50.

- Against Jacksonville (12/2), started at left guard, his 60th consecutive start. Part of an offense that produced 232 rushing yards and did not give up a sack.

**2011 (16/16 - Buffalo):** Started all 16 games for third consecutive season and was a member of an offense that allowed a league-low 23 sacks in 2011 and ranked fifth in the NFL (first in the AFC) with 4.9 yards per rush. The 23 sacks allowed are the third-fewest in a Bills 16-game season.

- At Kansas City (9/11), started the third consecutive Kickoff Weekend game of his career. Got the nod at left guard before taking snaps at center in the final minutes. Part of an offensive line that helped produce 163 yards on the ground while yielding just a sack.
- Against Oakland (9/18), held the Raiders' defense to zero sacks while blocking for 217 rushing yards.
- Against New England (9/25), part of offensive line that did not allow a sack and offense gained 448 net yards.
- At N.Y. Giants (10/16), started at left guard and helped block for a rushing attack that tallied 155 yards on 23 attempts. Kicked out to left tackle in the fourth quarter for an injured Chris Hairston.
- Against Washington (10/30), started at left tackle for the first time of the season, helped block for rushing game that produced 138 yards and Fred Jackson's third straight 100-yard game. Was the first of three starts at left tackle.
- At Miami (11/20), started at center for the first time in his career before switching to left guard in the fourth quarter.

**2010 (16/16 - Buffalo):** Started all 16 games for the second year in a row. Manned the left guard position in each of his starts.

- At Baltimore (10/24), started at left guard, extending his streak of consecutive starts since entering the NFL to 22. Part of an offensive line that blocked for 506 yards of offense and held the Ravens' defense to one sack.
- Against Detroit (11/14), made the 25th start of his career and was a part of an offensive line that blocked for Fred Jackson's season-best 133 rushing yards, while holding the Lions' defense to one sack for the second straight week.
- At Cincinnati (11/21), started at left guard and was a part of an offensive line that helped produce 449 yards of offense, including 141 rushing.
- At Minnesota (12/5), started at left guard, but saw his first career action at center after Geoff Hangartner and back-up Kraig Urbik both left the game with knee injuries.
- Against Cleveland (12/12), started at left guard and was a part of an offensive line that helped block for a season-best 192 rushing yards on 42 carries (4.2 avg.).

**2009 (16/16 - Buffalo):** Was one of only four rookie offensive linemen (Alex Mack – CLE, Michael Oher – BAL, Max Unger – SEA) to start every game. Named to *The Sporting News* 2009 All-Rookie Team, *Pro Football Weekly*/Pro Football Writers of America All-Rookie Team and *The Football Outsiders* All-Rookie Team.

- At New England (9/14), made his NFL debut, starting at left guard. Joined fellow 2009 draft selection Eric Wood as the first two true rookies to start for the team in a season-opener since 1970. Had a critical block on Fred Jackson's 10-yard touchdown screen pass in fourth quarter.
- Against Tampa Bay (9/20), started for the second straight game at left guard and helped block for Fred Jackson's 163-yard rushing performance.
- At Tennessee (11/15), started at left guard, before making a switch to left tackle to replace Demetrius Bell, who left the game in the second quarter.
- At Jacksonville (11/22), made his first career start at left tackle in place of Demetrius Bell. Moved back to left guard after Seth McKinney left the game with an injury.
- At Kansas City (12/13), started at left guard and was a part of an offensive line that blocked for a 200-yard rushing performance.
- Against Indianapolis (1/3), started at left guard and was a member of an offensive front that blocked for Fred Jackson's 212-yard rushing performance, the team's first 200+ yard rusher since Thurman Thomas (9/24/90). Also held Indianapolis' defense to zero sacks.

#### COLLEGE:

- Closed out his career with a string of 35 consecutive starts at Oregon State (39 total for his career). In his last two seasons, he started 17 times at left tackle and nine times at right tackle.
- In 2008, was an All-American first-team selection by the American

Football Coaches Association and Pro Football Weekly. Earned second-team honors from the Associated Press and was a first-team All-Pac 10 Conference and Academic All-Pac 10 choice. As a senior, served as team co-captain and started all 13 games at left offensive tackle.

- As a junior in 2007, was a second team All-Pac 10 Conference and Academic All-Pac 10 selection. Started the team's first nine games at right offensive tackle before shifting to the left side for his final four contests.
- As a sophomore in 2006, named second-team Academic All-Pac 10 Conference choice, adding All-Pac 10 honorable mention while starting the final 10 games at right tackle.
- As a redshirt freshman in 2005, saw action in every game, serving as the team's top reserve at both guard positions for the first 10 contests. Earned his first career start at right tackle in the season finale against Oregon.
- Redshirted as a freshman in 2004.
- Graduated from Oregon State in March 2009 with degrees in finance and sociology.

#### PERSONAL:

- Engaged to Katie and the couple splits time between Santa Cruz, Calif., and Nashville.
- Earned Academic All-Pac 10 Conference honors four times.
- Was a SuperPrep Magazine selection as a senior at San Lorenzo Valley High School. Also named first-team All-CIF, first team All-Santa Cruz Coast League, and named to the all-region team by the *San Jose Mercury News*.
- Named team captain and co-MVP as a senior, while also competing on the defensive line.
- As a junior, his team finished 13-0 and won the Central Coast Section title. Was an honorable mention all-state and first team all-conference as an offensive lineman as a junior, and second team as a defensive tackle.
- Earned two letters in track throwing the shot put.
- He has four brothers - Erick Travis, Logan, and Ryan. Erick was an offensive guard at the University of Arizona (2002-06).
- His last name is pronounced Luh-Vee-Tree.
- Born Andrew Steven Levitre on May 15, 1986 in Los Gatos, Calif.

## ANDY LEVITRE'S NFL STATISTICS

### REGULAR SEASON

Year	Team	GP	GS
2009	Buffalo	16	16
2010	Buffalo	16	16
2011	Buffalo	16	16
2012	Buffalo	16	16
2013	Tennessee	16	16
2014	Tennessee	16	16
NFL Totals		96	96

### Starts Breakdown:

2009 - LG 15, LT 1; 2010 - LG 16; 2011 - LG 12, LT 3, C 1; 2012 - LG 16; 2013 - LG 16; 2014 - LG 16

### Additional Career Statistics

Fumble Recoveries - 2 (2009), 1 (2014)  
Fumble - 1 (2011)  
Tackles - 1 (2013), 1 (2014)

77



## TAYLOR LEWAN

TACKLE • 6'7" • 309 lbs • COLLEGE: MICHIGAN

ACQUIRED: 1ST ROUND - 2014 • NFL EXPERIENCE: ROOKIE

HOMETOWN: CAVE CREEK, ARIZ.

GAMES PLAYED/GAMES STARTED: 11/6 (PLAYOFFS: 0/0)



**PRO:** With the 11th overall selection in the 2014 NFL Draft, the Titans selected former Michigan left tackle Taylor Lewan (pronounced leh-WAHN). The 6-foot-7-inch, 309-pound lineman possesses the measurables, athleticism and commitment to be a mainstay in the lineup for years to come. An outgoing personality off the field, he is tenacious and aggressive on it. At Michigan, he was a four-year starter, anchoring the line at left tackle for 48 career starts. At the 2014 NFL Scouting Combine, he ran the 40-yard dash in 4.87 seconds, beating all other offensive linemen in his class and clocking the fourth-fastest time among offensive linemen in the last five years (2010-14). He also ranked among the top offensive linemen at the 2014 combine in the broad jump (first at nine feet, nine inches), vertical jump (tied for third at 30.5 inches) and three-cone drill (fourth at 7.39 seconds). Lewan became the first offensive tackle selected by the Titans/Oilers in the first round since tackle Brad Hopkins (13th overall) in 1993. Paired with right guard Chance Warmack, who was the 10th overall pick in 2013, the duo became the first offensive linemen to be selected by the franchise in back-to-back first rounds since Mike Munchak (1982) and Bruce Matthews (1983).

### CAREER HIGHLIGHTS:

- Lewan was named the Big Ten Conference Offensive Lineman of the Year in 2012 and 2013.
- Against Massachusetts on Sept. 15, 2012, he recovered a fumble in the end zone to become the first Michigan offensive lineman to score a touchdown since 1948 (Bob Erben).
- At the conclusion of the 2011 season, during which Lewan helped pave the way for a pair of 1,000-yard rushers (Denard Robinson and Fitzgerald Toussaint), the Wolverines scored an overtime victory over Virginia Tech in the Sugar Bowl.

### TITANS TIDBITS:

- Lewan chose to wear jersey number 77 at Michigan and then at the pro level because of the legacy of Wolverine tackles who have donned the number, including Jake Long and Jon Jansen.
- His father, Dave, was a defensive lineman at the University of Minnesota.
- Lewan has a mustache tattooed on his right index finger and a stick figure tattooed on the outside edge of his right hand that he calls his "right-hand man."
- One of Lewan's close friends is Carolina Panthers defensive end Craig Roh. The two played together as high school seniors and then went to Michigan at the same time.

### CAREER TRANSACTIONS:

- A native of Cave Creek, Ariz., Lewan was selected by the Titans in the first round (11th overall) of the 2014 NFL Draft.

### SEASON RECAPS:

**2014 (11/6):** Named to the *Pro Football Writers of America* All-Rookie team. Appeared in 11 games with six starts at left tackle during his rookie campaign. Was inactive for the final five games because of injury. Made his NFL debut at Kansas City (9/7/14). Made his first career NFL start at left tackle against Jacksonville (10/12/14).

- At Kansas City (9/7), made his NFL debut as a reserve on special teams. Lined up at left tackle late in the fourth quarter.
- Against Dallas (9/14), played as a reserve on special teams.
- At Cincinnati (9/21), saw action at left tackle late in the fourth quarter.

- At Indianapolis (9/28), saw limited action as an extra tackle and on special teams.
- Against Cleveland (10/5), saw action as a reserve as an extra tackle and on special teams.

- Against Jacksonville (10/12), made his first career NFL start at left tackle.
- At Washington (10/19), started at left tackle.
- Against Houston (10/26), started at left tackle.
- At Baltimore (11/9), started at left tackle.
- Against Pittsburgh (11/17), started at left tackle and was a part of an offensive front that did not allow a sack on 24 pass attempts.
- At Philadelphia (11/23), started at left tackle and left the game midway through the fourth quarter with an injury.
- At Houston (11/30), was inactive.
- Against N.Y. Giants (12/7), was inactive.
- Against N.Y. Jets (12/14), was inactive.
- At Jacksonville (12/18), was inactive.
- Against Indianapolis (12/28), was inactive.

### COLLEGE:

- In four seasons at Michigan, Lewan appeared in 50 games with 48 starts at left tackle. He started the final 41 games of his career.

**AS A SENIOR (2013),** started all 13 games at left tackle for the third consecutive season.

- Named first-team All-American by *Sporting News*, second-team All-American by Walter Camp, *Associated Press*, *CBSSports.com* and *SI.com*.
- Won the Hugh R. Rader Memorial Award for U-M's top offensive lineman and named Big Ten Rimington-Pace Offensive Lineman of the Year for second consecutive season.
- Added first-team All-Big Ten (coaches and media), *Sporting News* All-Big Ten, *Athlon Sports* All-Big Ten.

**AS A JUNIOR (2012),** started all 13 games at left tackle.

- Named first-team All-American by Walter Camp, *Associated Press*, *ESPN.com* and *SI.com*. Added Big Ten Rimington-Pace Offensive Lineman of the Year, first-team All-Big Ten (coaches and media), second-team *CBSSports.com* All-American, second-team Phil Steele Postseason All-American, first-team Phil Steele Postseason All-Big Ten, Hugh R. Rader Memorial Award.
- Against Massachusetts (9/15), scored a touchdown on a fumble recovery to become the first Michigan offensive lineman since 1948 (Bob Erben) to score a touchdown.
- Against South Carolina (1/1), made 28th consecutive start at left tackle in Outback Bowl.

**AS A SOPHOMORE (2011),** started all 13 games at left tackle and helped the Wolverines to a Sugar Bowl title.

- Named second-team All-Big Ten by the league's coaches and honorable mention from the media.

**AS A REDSHIRT FRESHMAN (2010),** appeared in 11 games and started nine contests at left tackle. Named second-team Freshman All-American by *CollegeFootballNews.com*.

- At Notre Dame (9/11), made collegiate debut as a reserve left tackle in the goal line package.
- Against Bowling Green (Sept. 25), made his first career start at left tackle.

- Redshirted in 2009.
- Graduated in December 2013 with a degree in general studies.

#### PERSONAL:

- Single, splits time between Nashville and Cave Creek, Ariz.
- Attended Chaparral (Scottsdale, Ariz.) High School for his senior year (2009) after spending three years at Cactus Shadows (Phoenix, Ariz.) High School. Played offensive line for the first time as a senior after previously lining up on the defensive line.
- As a senior, started every game and helped lead his team to the 2008 Class 4A-I State Championship Game.
- Senior honors included SuperPrep All-American; Under Armour All-American game participant; Frank Kush Award as the state of Arizona's top interior offensive lineman; *Arizona Republic* and *East Valley Tribune* first-team All-State; and *Desert Sky* first-team All-Region.
- Totaled 96 tackles and seven sacks as a defensive lineman, including 46 tackles and two sacks as a junior.
- On Twitter: @TaylorLewan77
- List of favorites: (movies) "Animal House," "Wedding Crashers"; (TV show) "Scrubs"; (actor) Vince Vaughn; (music artist) Eric Church; (school subjects) history; (car) Ford; (favorite athlete as a child) John Elway; (video game) Super Smash Bros.; and (food) "Anything chicken."
- Born Taylor Curtis Lewan in Loomis, Calif., on July 22, 1991.

## TAYLOR LEWAN'S COLLEGE STATS

### REGULAR SEASON

Year	Team	GP	GS
2010	Michigan	11	9
2011	Michigan	13	13
2012	Michigan	13	13
2013	Michigan	13	13
<b>NFL Totals</b>		<b>50</b>	<b>48</b>

### Starts Breakdown:

2010 - LT 9; 2011 - LT 13; 2012 - LT 13; 2013 - LT 13

## TAYLOR LEWAN'S NFL STATISTICS

### REGULAR SEASON

Year	Team	GP	GS
2014	Tennessee	11	6
<b>NFL Totals</b>		<b>11</b>	<b>6</b>

### Starts Breakdown:

2014 - LT 6



# 10



## JAKE LOCKER

QUARTERBACK • 6'3" • 223 lbs • COLLEGE: WASHINGTON  
 ACQUIRED: 1ST ROUND - 2011 • NFL EXP. (NFL/TITANS): 4/4  
 HOMETOWN: FERNDALE, WASH.  
 GAMES PLAYED/GAMES STARTED: 30/23 (PLAYOFFS: 0/0)



2012, 2013, 2014

**PRO:** Starting quarterback Jake Locker entered the NFL in 2011 as a first-round draft selection from the University of Washington. The signal caller's arm strength, athleticism, toughness and competitiveness were qualities that convinced the team of his ability to lead a young and talented offense. He has earned the confidence of a new coaching staff in 2014 by displaying the same traits while battling back from a serious right foot injury that ended his third season prematurely. Through his first three campaigns, Locker appeared in 23 games with 18 starts and completed 322 of 563 passes for 3,974 yards, 22 touchdowns and 15 interceptions (81.1 passer rating). He also rushed for 502 yards and four touchdowns during that time. He was elected a team captain by his teammates in 2012 and 2013.

### CAREER HIGHLIGHTS:

- In 2013, Locker set a career high with a completion percentage of 60.7. At the time he was placed on injured reserve due to a Lisfranc injury, his 86.7 passer rating ranked sixth in the AFC; his 105.9 fourth-quarter passer rating was third in the AFC and eighth in the NFL; and his 103.7 third-down passer rating ranked second in the AFC and fourth in the NFL.
- In the first four games of the 2013 season, while the Titans went 3-1, Locker led an offense that did not commit a turnover. The Titans joined the 1995 St. Louis Rams as the only teams in the Super Bowl era (1966-present) to go four games at the beginning of the season without a turnover.
- As a first-time starter in 2012, Locker completed 177 of 314 passes for 2,176 yards, 10 touchdowns and 11 interceptions (74.0 passer rating) in 11 games. He also rushed for 291 yards and a score on 41 attempts.
- In 2011, Locker appeared in five games as a reserve and completed 34 of 66 passes for 542 yards with four touchdowns and no interceptions. Rushed the ball eight times for 56 yards and a touchdown.
- Locker's 282 passing yards against New Orleans (12/11/11) rank second in franchise history by a rookie quarterback and the most since the Oilers' inaugural 1960 season (Jacky Lee - 331 yards at Boston Patriots, 11/25/60).
- As a senior at Washington in 2010, completed 184 of 332 passes for 2,265 yards with 17 touchdowns. Avenged a 0-12 season in 2008, by leading the Huskies to a bowl game for the first time since 2002.
- Connected on a collegiate-best 230 of 395 passes for 2,800 yards with 21 touchdowns in 2009 as a junior at Washington. Earned All-Pac-10 honorable mention and was a semifinalist for the Davey O'Brien Quarterback Award.

### TITANS TIDBITS:

- Locker built a chicken coop in his backyard. He has 15 chickens who produce approximately 70 eggs per week that he shares with family and friends.
- Locker has hosted a youth football camp every offseason since 2012 at Battle Ground Academy in Franklin, Tenn.
- Locker was very involved with charitable endeavors while at Washington and volunteered a lot of his time at local children's hospitals. He started a foundation with teammates called "Touchdowns for Kids" that benefitted youth hospitals.
- Locker was an outstanding baseball player in high school. He was originally selected in the 40th round by the Los Angeles Angels as a senior in 2006 coming out of Ferndale High School and the organization again tabbed him in the 10th round of the 2009 draft to play centerfield in their minor league system. Locker actually returned to Washington as a walk-on for his senior campaign, as the Angels paid his scholarship costs during the fall 2010 semester.

- Locker played outfield for the Bellingham Bells of the West Coast Collegiate Baseball League in 2008, where he was named by Baseball America as the league's top prospect. After suffering an offseason injury, he played in just 10 games, hitting .273 with one home run before returning to Washington for 2008 football fall camp. An anonymous baseball scout quoted in Baseball America said Locker "could be a potential Hall of Famer."

- In 2010, Locker's hometown of Ferndale declared the day of its annual Old Settlers Picnic to be "Jake Locker Day."
- Of all the impressive tailgate parties that take place before and after University of Washington football games, one of the most formidable the last few years was held by the "Ferndawgs," a passionate group of family and friends from Ferndale who cheered at every home game Locker played. While the Ferndawgs drape themselves in Washington purple and gold, very few of them attended the university.

### CAREER TRANSACTIONS:

- The Ferndale, Wash., native was selected by the Titans in the first round (eighth overall) in the 2011 NFL Draft.

### SEASON RECAPS:

- 2014 (7/5):** Played in seven games with five starts and completed 86 of 146 passes for 993 yards with five touchdowns. Rushed 22 times for 142 yards with a touchdown. Was inactive for three games and did not play in four games. Was placed on injured reserve on Dec. 15, 2014. Moved past Chris Chandler (4,559 passing yards with the Oilers) for 10th place on the franchise's top 10 passing yards list at Cincinnati (9/21/14). Was voted a team captain for the 2014 season by his teammates. Led the team in rushing once in 2014 (vs. NYG).
- At Kansas City (9/7), started at quarterback and completed 22 of 33 passes for 266 yards with two touchdowns for a 111.4 passer rating. It was the third-highest passer rating of his four-year career. Rushed six times for 14 yards. Kickstarted the first scoring drive with a 16-yard strike to Nate Washington in the second quarter. Extended the Titans' first scoring drive with an eight-yard pass to Leon Washington on third-and-eight in the second stanza. Gave the Titans a 7-3 lead with a five-yard touchdown pass to Delanie Walker in the back of the end zone with 3:31 left to play in the second quarter. Found Justin Hunter for a 39-yard reception down the right sideline on the opening play of the third quarter. Converted a third-and-one with a seven-yard strike to Kendall Wright during the Titans' touchdown drive in the third quarter. Gave the Titans a 17-3 lead with a six-yard touchdown pass to Kendall Wright on third-and-two with 10:26 left to play in the third quarter. Kept a Titans' scoring drive alive with a 15-yard pass to Delanie Walker on third-and-four on the final play of the third quarter. Extended a Titans' scoring drive with a 12-yard strike to Washington on third-and-nine in the fourth quarter.
  - Against Dallas (9/14), started at quarterback and connected on 18 of 34 passes for 234 yards with a touchdown and two interceptions. Kickstarted the Titans' first scoring drive with back-to-back completions to Kendall Wright for 12 and 11 yards to open the third quarter. Cut the Cowboys' lead to 16-10 with a 61-yard touchdown strike to Delanie Walker on third-and-three with 7:45 remaining in the third quarter.
  - At Cincinnati (9/21), started at quarterback and completed 17 of 34 passes for 185 yards with two interceptions. Rushed six times for 50 yards. Converted a third-and-eight with a 29-yard scramble up the middle in the first quarter. Found Delanie Walker for a 23-yard reception on third-and-four on the opening drive. Connected with Kendall Wright for a 28-yard reception down to the Bengals' one-yard line during the Titans' touchdown drive in the fourth quarter. Moved past Chris Chandler (4,559 passing

yards with the Oilers) for 10th place on the franchise's top 10 passing yards list.

- At Indianapolis (9/28), was inactive.
- Against Cleveland (10/5), started at quarterback and connected on eight of 11 passes for 79 yards with a touchdown for a 122.9 passer rating before leaving the game late in the second quarter with an injury. Rushed four times for 34 yards with a touchdown. Gave the Titans a 7-0 lead with an 11-yard touchdown pass to Kendall Wright on third-and-three with 4:46 left to play in the first quarter. Extended the Titans' lead to 14-0 with an 11-yard touchdown run on third-and-two early in the second quarter. Extended the Titans' third scoring drive with a seven-yard scramble on third-and-four in the second quarter. Kept the Titans' third scoring drive alive with a 12-yard completion to Justin Hunter on third-and-10 in the second stanza.
- Against Jacksonville (10/12), was inactive.
- At Washington (10/19), was inactive.
- Against Houston (10/26), did not play as the backup quarterback.
- At Baltimore (11/9), did not play as the backup quarterback.
- Against Pittsburgh (11/17), did not play as the backup quarterback.
- At Philadelphia (11/23), did not play as the backup quarterback.
- At Houston (11/30), entered the game in the third quarter as a reserve and completed six of 12 passes for 91 yards with a touchdown and two interceptions. Connected with Kendall Wright on a 35-yard pass in the fourth quarter. Found Nate Washington in the corner of the end zone for a 25-yard touchdown toss late in the fourth quarter.
- Against N.Y. Giants (12/7), entered the game early in the fourth quarter as a reserve after Zach Mettenberger left the game with an injury. Completed nine of 11 passes for 125 yards with an interception. Led the team with 28 rushing yards on two rushes.
- Against N.Y. Jets (12/14), started at quarterback and completed six of 11 passes for 57 yards before leaving the game in the second quarter with an injury. Rushed twice for seven yards. Extended the Titans' first scoring drive with a seven-yard run on third-and-four in the first quarter. Kept the Titans' first scoring drive alive with a 26-yard pass to Nate Washington on third-and-eight in the first stanza. With that connection, Locker passed Matt Hasselbeck (4,938 passing yards with the Titans) for ninth place on the team's all-time passing yards list.

**2013 (7/7):** Started seven games at quarterback and completed 111 of 183 passes for 1,256 yards with eight touchdowns and four interceptions. Carried the ball 24 times for 155 yards with two rushing scores. Was inactive for two games. Placed on injured reserve on Nov. 12, 2013. At the time of being placed on injured reserve ranked sixth in the AFC with a 86.7 passer rating; third in the AFC and eighth in the NFL with a 105.9 passer rating in the fourth quarter; and second in the AFC and fourth in the NFL with a 103.7 passer rating on third down. Has engineered three career comeback performances, defined as a game-winning drive when the team trailed or was tied in the fourth quarter or overtime, including two in 2013 (vs. SD, at STL). Rushed for a career-high 68 yards against San Diego (9/22/13). Was voted a team captain for the 2013 season by his teammates.

- At Pittsburgh (9/8), completed 11 of 20 passes for 125 yards. Picked up six first downs through the air with four conversions coming on third down. Extended the Titans' second scoring drive with a 25-yard connection to Delanie Walker on third-and-15 and a 14-yard pass to Nate Washington on third-and-13 in the third quarter.
- At Houston (9/15), connected on 17 of 30 throws for 148 yards and two touchdowns for a passer rating of 92.1. Kept the Titans' initial scoring drive alive with a 17-yard strike to Nate Washington on third-and-six in the first quarter. Tied the game at 7-7 with a six-yard touchdown pass to Kendall Wright on third-and-goal with 5:10 left to play in the first quarter. Kickstarted the Titans' nine-play, 99-yard drive with a 31-yard strike to Washington in the fourth quarter. Gave the Titans a 17-16 lead with a 10-yard touchdown pass to Delanie Walker with 6:37 left to play in the fourth quarter.
- Against San Diego (9/22), completed 23 of 37 passes for 299 yards with a touchdown for a 96.6 passer rating. Rushed for a career-best 68 yards on five carries with a touchdown. Kickstarted the Titans first scoring drive with a 39-yard run to the Chargers' 42-yard line. Connected with Nate Washington for a game-high 35-yard reception during the second quarter. Got the Titans' initial touchdown drive started with a 17-yard pass to Delanie Walker in the second quarter. Tied the game 10-10 with a seven-yard touchdown scamper on a designed run with 1:08 left to play in the second quarter. Kept a Titans' fourth quarter scoring drive alive with a 15-yard strike to Delanie Walker on third-and-10. Extended the same scoring drive with a 17-yard toss to Nate Washington on fourth-and-three.

Completed seven of 10 passes during the game-winning 10-play, 94-yard drive and found six different receivers for completions. Gave the Titans a 20-17 lead with a 34-yard touchdown pass to Justin Hunter with 15 seconds remaining in the fourth quarter. It gave Locker his second career "comeback performance." In the first quarter, he became the 16th passer in franchise history to reach the 3,000-yard passing mark.

- Against N.Y. Jets (9/29), completed 18 of 24 passes for 149 yards with a career-high three touchdown passes. Left the game early in the third quarter with knee and hip injuries. Got the Titans on the scoreboard with a one-yard touchdown pass to Delanie Walker on third-and-goal with 11:57 left to play in the first quarter. Kept a Titans' scoring drive alive with an 18-yard connection to Nate Washington on third-and-eight in the second quarter. Gave the Titans a 17-3 lead with a four-yard touchdown toss to Washington on third-and-goal in the second quarter. Gave the Titans a 24-6 lead with a 15-yard touchdown pass to Justin Hunter with two seconds left to play in the second quarter.
- Against San Francisco (10/20), returned to the starting lineup and completed 25 of 41 passes for 326 yards with two touchdowns and an interception. Notched his third career 300-yard passing game. Scrambled three times for 29 yards. Set up the Titans' field goal with a 42-yard connection to Nate Washington down the right sideline in the third quarter. Converted a third-and-six with a 16-yard scramble during the Titans' initial scoring drive in the fourth quarter. Cut the 49ers lead to 24-10 with a 66-yard touchdown pass to Chris Johnson with 7:07 remaining in the fourth quarter. Extended the Titans' second touchdown drive with a 33-yard toss to Kendall Wright on third-and-eight in the fourth quarter. Found Delanie Walker for a 26-yard touchdown pass with 3:17 left to play in the fourth quarter.
- At St. Louis (11/3), completed 13 of 22 passes for 185 yards with two interceptions. Rushed three times for 10 yards and a touchdown. Converted a pair of third downs during the Titans' third touchdown drive with a five-yard pass to Justin Hunter on third-and-one and a 20-yard connection to Damian Williams' on third-and-five in the fourth quarter. Gave the Titans a 21-14 lead with a five-yard touchdown run on third-and-goal with 9:42 remaining in the fourth quarter. He was credited with his third career "comeback performance," defined as a game-winning drive when the team trailed or was tied in the fourth quarter or overtime.
- Against Jacksonville (11/10), completed four of nine passes for 24 yards before leaving the game in the second quarter with a foot injury.

**2012 (11/11):** Started 11 games and completed 177 of 314 passes for 2,176 yards with 10 touchdowns and 11 interceptions. Finished second on the team with 291 rushing yards with a touchdown. Was inactive for five games with a shoulder injury (at MIN, vs. PIT, at BUF, vs. IND, vs. CHI). Posted career-highs with 29 completions and 378 passing yards against Detroit (9/23/12). Registered his first career NFL start at quarterback against New England (9/9/12). Led the team in rushing yards five times in 2012 (vs. NE, at SD, vs. DET, at IND, at GB). Was voted a team captain for the 2012 season by his teammates.

- Against New England (9/9), made his first career start at quarterback and completed 23 of 32 passes for 229 yards with one touchdown and one interception. Led the team with 11 rushing yards on two rushes. Extended the Titans' first scoring drive with a 17-yard pass to Kendall Wright on third-and-seven in the first quarter. Kept the first scoring drive alive with a 24-yard pass to Nate Washington down the left sideline in the opening stanza. Converted a third-and-eight with a nine-yard scramble in the second stanza. Kickstarted the Titans' touchdown drive with a 35-yard strike to Jared Cook early in the third quarter. Cut the Patriots lead to 21-10 with a 29-yard touchdown pass to Washington with 10:17 left to play in the third quarter. Left the game with an injured left shoulder in the fourth quarter.
- At San Diego (9/16), connected on 15 of 30 passes for 174 yards with a touchdown and an interception. Led the team with 21 rushing yards on two rushes. Extended the Titans' first scoring drive with a 20-yard rush on third-and-nine in the second quarter. Hooked up with Kendall Wright for a 15-yard touchdown pass with 2:20 remaining in the third quarter.
- Against Detroit (9/23), completed 29 of 42 passes for 378 yards with two touchdowns for a 113.0 passer rating. Led the team with 35 rushing yards on four carries, including a long of 31 yards. Kickstarted the Titans' initial scoring drive with a 32-yard connection with Nate Washington in the opening stanza. Gave the Titans a 17-6 lead with a 61-yard touchdown pass to Jared Cook with 13:00 remaining in the second quarter. Helped set up a Titans' field goal by scrambling for a 31 yards in the second quarter. Gave the Titans a 34-27 lead with a 71-yard touchdown pass to Nate Washington with 3:11 remaining in the fourth quarter. Got the

Titans' game-winning drive in overtime started with a 24-yard pass to Craig Stevens. Kept the Titans' game-winning drive alive with a 13-yard pass to Damian Williams on third-and-10 in overtime.

- At Houston (9/30), left the game in the first quarter with a left shoulder injury after attempting two passes.
- At Miami (11/11), returned to the lineup as the starting quarterback after missing five games. Completed nine of 21 passes for 122 yards with two touchdowns and carried the ball four times for 36 yards. Gave the Titans an early 7-0 lead with a nine-yard touchdown strike to Kendall Wright on third-and-goal with 6:49 remaining in the first quarter. Kickstarted the Titans' second touchdown drive by scampering for 20 yards after initially tripping over Chris Johnson's foot during a play-action fake in the first quarter. Extended the Titans' second touchdown drive with a five-yard run on fourth-and-two late in the first quarter. Kept the Titans' third-quarter touchdown drive alive with a pair of connections to Kenny Britt: an eight-yard pass on third-and-three and a 28-yard hookup on third-and-one. Extended the Titans' lead to 31-3 with a 26-yard touchdown toss to Jared Cook on third-and-15 in the third stanza.
- At Jacksonville (11/25), completed 23 of 40 passes for 261 yards with a touchdown. Connected with Damian Williams for a 27-yard pass during the Titans' scoring drive in the third quarter. Cut the Jaguars' lead to 21-19 with a six-yard touchdown pass to Kenny Britt in the corner of the end zone with 4:52 remaining in the game.
- Against Houston (12/2), started at quarterback and completed 21 of 45 passes for 309 yards with a touchdown and three interceptions. Rushed four times for 38 yards. Set up a touchdown with a 38-yard strike to Kendall Wright in the third quarter. Connected with Kenny Britt for a 34-yard touchdown to make the score 24-10 with 1:34 left to play in the third quarter. Found Nate Washington for a 49-yard catch on third-and-three early in the fourth quarter.
- At Indianapolis (12/9), completed 22 of 35 passes for 262 yards with a touchdown and two interceptions. Carried the ball four times for a career-best 51 yards. Extended the Titans' opening touchdown drive with a 32-yard run to the Colts' 35-yard line in the first quarter. Gave the Titans an early 7-0 lead with an 18-yard touchdown pass to Jared Cook on third-and-six with 10:10 left to play in the first quarter. Helped set up the Titans' first field goal with a 46-yard pass to Kenny Britt down the right sideline. Set up the Titans' field goal just before halftime with a 46-yard bomb to Britt down the left sideline.
- Against N.Y. Jets (12/17), completed 13 of 22 passes for 149 yards. Rushed the ball seven times for 43 yards with a touchdown. Connected with Nate Washington for a 30-yard reception over the middle during the Titans' initial drive. Found Michael Preston for a 21-yard reception during the Titans' game-winning touchdown drive late in the third quarter. Gave the Titans a 14-10 lead with a designed 13-yard touchdown run with 20 seconds remaining in the third stanza.
- At Green Bay (12/23), hooked up with Kenny Britt for a two-yard touchdown pass.
- Against Jacksonville (12/30), completed nine of 15 passes for 152 yards. Extended the Titans' initial touchdown drive with a 21-yard pass to Nate Washington on third-and-five during the opening series. Set up the Titans' first touchdown with a 42-yard bomb to Lavelle Hawkins in the first stanza. Kept the Titans' final scoring drive alive with an 11-yard pass to Kenny Britt on third-and-seven and a three-yard scramble on third-and-two.

**2011 (5/0):** As a rookie, appeared in five games as a reserve and completed 34 of 66 passes for 542 yards with four touchdowns and no interceptions. Rushed the ball eight times for 56 yards and a touchdown. Made his NFL debut as a reserve at Cleveland (10/2/11). Did not play as the backup quarterback in 11 games. Notched his first career NFL completion on a 12-yard pass to Lavelle Hawkins against Houston (10/23/11). Posted his first career NFL touchdown pass with a 40-yard connection to Nate Washington at Atlanta (11/20/11). His 282 passing yards against New Orleans (12/11/11) rank second in franchise history by a rookie quarterback and the most since the Oilers' inaugural 1960 season (Jacky Lee - 331 yards at Boston Patriots, 11/25/60). Led the team in rushing yards once in 2011 (vs. NO).

- At Cleveland (10/2), made his NFL debut by replacing Matt Hasselbeck for the team's final possession in the fourth quarter. Threw an incompletion on his only pass attempt.
- Against Houston (10/23), entered the game for the final two drives in the fourth quarter and completed his only pass for 12 yards. Posted his first career NFL completion on a 12-yard pass to Lavelle Hawkins.
- At Atlanta (11/20), entered the game late in the third quarter after Matt Hasselbeck left with an injury. Completed nine of 19 passes for 140

yards with two touchdowns. Cut the Falcons' lead to 23-10 with his first career NFL touchdown pass on a 40-yard strike to Nate Washington on third-and-two late in the third quarter. Converted a third-and-10 with an 11-yard scramble during the Titans' touchdown drive in the fourth quarter. Connected with Jared Cook for a 22-yard pass on fourth-and-17 during the touchdown drive late in the final quarter. Found Lavelle Hawkins down the left sideline for a 32-yard pass during the scoring drive. Made it a one possession game with a four-yard touchdown pass to Washington.

- Against New Orleans (12/11), entered the game early in the second quarter when Matt Hasselbeck left the contest with an injury and didn't return. Completed 13 of 29 passes for 282 yards with a touchdown. Rushed six times for 36 yards with a rushing score. His 282 passing yards rank second in franchise history by a rookie quarterback and the most since the Oilers' inaugural 1960 season (Jacky Lee - 331 yards at Boston Patriots, 11/25/60). Kickstarted the Titans' first scoring drive with a 31-yard pass to Craig Stevens in the second quarter. Hooked up with Damian Williams for a 54-yard catch-and-run reception in the third quarter. Gave the Titans a 10-9 lead by avoiding defenders and extending the ball over the goalline for a six-yard touchdown run in the third stanza. Scrambled up the middle for a 17-yard gain in the fourth quarter. Cut the Saints lead to 22-17 with a 40-yard touchdown bomb to Nate Washington with 5:58 remaining in the fourth quarter. Connected with Washington for a 40-yard pass down to the Saints' five-yard with less than a minute remaining in the game.
- At Indianapolis (12/18), entered the game with a little more than six minutes remaining in the fourth quarter and completed 11 of 16 passes for 108 yards with a touchdown. Extended a Titans' touchdown drive with a nine-yard toss to Jared Cook on third-and-one in the fourth quarter. Found Nate Washington for a seven-yard touchdown pass with 3:43 left to play in the game.

#### COLLEGE:

- In four seasons at Washington, Locker started 40 games, completing 619 of 1,148 passes for 7,639 yards with 53 touchdowns and 35 interceptions, holding a career passer rating of 119.1. He rushed the ball 454 times for 1,939 yards (4.3 avg.) with 29 touchdowns. Locker amassed 9,578 yards in total offense on 1,602 plays (6.0 avg.), averaging 239.45 yards per game. Ended his Huskies' career at or near the top of most of the school's passing and quarterback rushing charts, holding the school record for season (986 in 2007) and career (1,939) rushing yards by a quarterback. His 29 career rushing touchdowns ranked No. 3 all-time (all positions). Ranked No. 2 all-time in career passing yards with 7,639 yards and also ranks second in career attempts (1,148), completions (619) and touchdown passes (53). Was responsible for 496 career points (touchdowns rushed and passed for), second-most in UW history (only eight points behind Cody Pickett's record). As far as total offense goes, ranked No. 2 in career yards (9,578), attempts (1,601) and yards per game (239.5).
- As a senior (2010), started 12 of 13 games at quarterback, missing the Oregon game due to a broken rib, which was initially injured in the Oregon State game. Completed 184 of 332 passes for 2,265 yards with 17 touchdowns and nine interceptions. Carried the ball 114 times for 385 yards and six rushing touchdowns. Earned honorable mention All-Pac-10. Named team captain for the second straight season and won the team's Guy Flaherty Most Inspirational Award at the postseason banquet. Became just the fourth player in the 103-year history of the award to win it twice.
- As a junior (2009), earned All-Pac-10 honorable mention and was a semifinalist for the Davey O'Brien Quarterback Award. Member of Watch Lists for the Maxwell Award, presented annually to the most outstanding collegiate football player in America, and the Manning Award, recognizing the nation's most outstanding quarterback. Recipient of the Guy Flaherty Most Inspirational Award, Washington's oldest and most prestigious team honor. Served as a team captain, starting all 12 games, as he completed a career-best 230 of 395 passes for 2,800 yards with 21 touchdowns and 11 interceptions. Carried the ball 112 times for 388 yards (3.5 avg.) and seven scores. On 507 offensive plays, he totaled 3,188 yards and was responsible for 28 touchdowns. His pass attempts rank fourth in school history behind Cody Pickett (612 in 2002, 454 in 2003) and Cary Conklin (404, 1989).
- As a sophomore (2008), named to the preseason watch lists for the Maxwell Award, presented annually to the most outstanding collegiate football player, and the Manning Award, recognizing the nation's most outstanding quarterback. Started the first four games of the season before breaking his thumb against Stanford. Completed 50 of 93 passes attempted for 512 yards and one touchdown. Carried the ball 56 times for 180 yards (3.2 avg.) and three touchdowns. Gained 692 yards in total



offense on 149 plays.

- As a freshman (2007), selected All-Pac-10 honorable mention and named the league's Freshman of the Year. Named first-team redshirt freshman All-American choice by collegesportsreport.com and second-team pick by Rivals.com. Received the Travis Spring Most Outstanding Freshman Award for offense at the team's postseason awards banquet. Started every game but one and gained 2,062 yards with 14 touchdowns and 15 interceptions on 155 of 328 passes. Added 986 rushing yards with 13 more scores on a career-best 172 carries (5.7 avg.). Totaled 3,048 yards on 500 offensive touches, as he was responsible for 27 touchdowns. Set a school record for passing yards by a freshman with his 2,062 yards and 155 completions. Set another Huskies record for touchdown passes by a freshman with 14 and tied for 13th among all quarterbacks on the single-season record list. Set a school record for rushing attempts by a quarterback with 172 and set Pac-10 and UW records for rushing yards by a freshman quarterback with 986. That total also set school season records for rushing yards by a freshman and rushing yards by a quarterback and ranks 14th on the single-season record list. Set a school record for longest pass play with a 98-yard touchdown to Marcel Reece against Arizona. Also threw an 83-yard touchdown to Anthony Russo against Oregon, the sixth-longest pass play in school history. Was an Academic All-Pac-10 honorable mention in 2007.
- As a redshirt freshman (2006), quarterbacked the Washington service team. Dressed for all 12 games but didn't see game action. Won the team's Pepsi Player of the Week Award for his work on the service team leading up to games vs. Fresno State, Arizona and Washington State.
- Was a History major at Washington.

#### PERSONAL:

- Married to Lauren with their daughter, Colbie, and their son, Cooper, the family splits time between Nashville and Ferndale, Wash.
- Attended Ferndale (Wash.) High School, playing football for head coach Vic Randall and led the Golden Eagles to a 37-4 overall record in three years as a starting quarterback. Also started at cornerback in his first prep year before moving to safety, becoming the first freshman to start in Randall's 21-year career as head coach.
- One of four Seattle Times "Blue Chip" recruits, ranking fifth nationally at quarterback and first in the West, by Prep Star. Ranked 85th in Scout.com's National "Hot 100" squad. Given a four-star rating by Rivals.com, as that recruiting service listed him as the fourth dual-threat quarterback in the nation, the 68th prospect in the country and the third-best recruit in the state of Washington. Ranked fifth nationally at quarterback and first in the West by Prep Star.
- As a senior, led his team to a 14-0 record and a state title in 2005, throwing for 1,603 yards and 25 touchdowns with only three interceptions. An excellent running quarterback, he also rushed for 1,339 yards and 24 scores during his senior year, earning first-team All-American honors from Parade and EA Sports. That year, he was also named the Class 3A state Player of the Year by the Associated Press and Seattle Times, adding first-team All-State honors from both organizations. In the 2005 Washington

3A state title game, he had four touchdowns and 272 total yards in a 47-12 win over Prosser High School. Helped Ferndale to a seventh place ranking in USA Today's final West Region rankings, and the team ranked 12th in MaxPreps.com's final national rankings.

- As a junior, passed for 1,314 yards and 16 touchdowns while rushing for 987 yards and 15 scores in 2004, leading Ferndale to a 13-2 record and a Washington 3A state runner-up finish. In the state title game, the Golden Eagles fell to nationally-ranked prep powerhouse Bellevue, 31-28. Named first-team All-State by the Associated Press that season, adding All-State accolades as a pitcher and outfielder for the school's baseball team.
- As a sophomore, he threw for 713 yards with nine touchdowns, while running for 478 yards and three scores after taking over as the starting quarterback in the Golden Eagles' "Wing-T" offense, leading the team to a 10-2 record. Also moved to safety on defense, as Locker directed Ferndale to the second round of the 3A state playoffs before the team lost to O'Dea High, 31-0.
- Was also a standout pitcher and outfielder on the baseball diamond, as he was named the 3A State Player of the Year in 2006.
- Selected in the 40th round of the 2006 Major League Baseball Draft by the Los Angeles Angels of Anaheim. The Angels again selected him in the 10th round of the 2009 draft as an outfielder, signing him to a six-year contract that included a \$300,000 signing bonus.
- Father, Scott, and uncles, Mike, John and Patrick all played football at Western Washington University, where Patrick still holds the career total yardage record. Patrick, the Player of the Century at Western Washington after gaining 4,049 yards in his career, was introduced by Jake during his induction into the Pacific Northwest Football Hall of Fame in 2008.
- Has two sisters, Alyssa and Erika and his cousin, Casey, is currently a safety on the Washington State football team. Another cousin, Brady, was a teammate on the Bellingham Bells baseball team.
- List of favorites: (movie) "Dumb and Dumber"; (TV show) "Friends"; (actor) Mark Wahlberg; (music artist) Justin Moore; (school subject) History; (vehicle) "My Chevy truck"; (video game) NCAA Football; (food) steak and potatoes; (sports hero) Peyton Manning, Bo Jackson and most of the people my dad rooted for; (book) The playbook and (sports team as a child) Seattle Mariners and Seattle Seahawks.
- Born Jacob Cooper Locker on June 15, 1988 in Bellingham, Wash.

## JAKE LOCKER'S GAME-BY-GAME

2011 Tennessee Titans			PASSING												RUSHING				
Date	Opp	W/L	P/S	Att	Cmp	Pct	Yds	Yds/Att	TD	Int	Lg	Sk	Lst	Rating	Att	Yds	Avg	Lg	TD
Sept 11	@ Jax	L	DNP																
Sept 18	Bal	W	DNP																
Sept 25	Den	W	DNP																
Oct 2	@ Cle	W	p	1	0	0.0	0	0.0	0	0	-	0	0	39.6	0	0	-	0	0
Oct 9	@ Pit	L	DNP																
Oct 23	Hou	L	p	1	1	100.0	12	12.0	0	0	12	1	9	116.7	0	0	-	0	0
Oct 30	Ind	W	DNP																
Nov 6	Cin	L	DNP																
Nov 13	@ Car	W	DNP																
Nov 20	@ Atl	L	p	19	9	47.4	140	7.4	2	0	40t	1	7	107.3	1	11	11.0	11	0
Nov 27	TB	W	DNP																
Dec 4	@ Buf	W	DNP																
Dec 11	NO	L	p	29	13	44.8	282	9.7	1	0	54	2	12	91.5	6	36	6.0	17	1
Dec 18	@ Ind	L	p	16	11	68.8	108	6.8	1	0	15	1	9	108.3	1	9	9.0	9	0
Dec 24	Jax	W	DNP																
Jan 1	@ Hou	W	DNP																
Totals		9-7	5/0	66	34	51.5	542	8.2	4	0	54	5	37	99.4	8	56	7.0	17	1



# JAKE LOCKER'S GAME-BY-GAME CONT.

## 2012 Tennessee Titans

Date	Opp	W/L	P/S	PASSING											RUSHING				
				Att	Cmp	Pct	Yds	Yds/Att	TD	Int	Lg	Sk	Lst	Rating	Att	Yds	Avg	Lg	TD
Sept 9	NE	L	S	32	23	71.9	229	7.2	1	1	35	2	8	89.2	2	11	5.5	9	0
Sept 16	@ SD	L	S	30	15	50.0	174	5.8	1	1	46	0	0	65.1	2	21	10.5	20	0
Sept 23	Det	W	S	42	29	69.0	378	9.0	2	0	71t	0	0	113.0	4	35	8.8	31	0
Sept 30	@ Hou	L	S	2	0	0.0	0	0.0	0	0	0	1	8	39.6	0	0	-	0	0
Oct 7	@ Min	L	IA																
Oct 11	Pit	W	IA																
Oct 21	@ Buf	W	IA																
Oct 28	Ind	L	IA																
Nov 4	Chi	L	IA																
Nov 11	@ Mia	W	S	21	9	42.9	122	5.8	2	0	28	1	6	93.8	4	36	9.0	20	0
Nov 25	@ Jax	L	S	40	23	57.5	261	6.5	1	2	27	1	11	64.7	5	21	4.2	5	0
Dec 2	Hou	L	S	45	21	46.7	309	6.9	1	3	49	6	44	49.2	4	38	9.5	15	0
Dec 9	@ Ind	L	S	35	22	62.9	262	7.5	1	2	46	1	3	71.4	4	51	12.8	32	0
Dec 17	NYJ	W	S	22	13	59.1	149	6.8	0	0	30	4	22	79.5	7	43	6.1	15	1
Dec 23	@ GB	L	S	30	13	43.3	140	4.7	1	2	39	7	39	41.0	4	32	8.0	22	0
Dec 30	Jax	W	S	15	9	60.0	152	10.1	0	0	42	2	10	94.3	5	3	0.6	3	0
<b>Totals</b>		<b>6-10</b>	<b>11/11</b>	<b>314</b>	<b>177</b>	<b>56.4</b>	<b>2,176</b>	<b>6.9</b>	<b>10</b>	<b>11</b>	<b>71t</b>	<b>25</b>	<b>151</b>	<b>74.0</b>	<b>41</b>	<b>291</b>	<b>7.1</b>	<b>32</b>	<b>1</b>

## 2013 Tennessee Titans

Date	Opp	W/L	P/S	PASSING											RUSHING				
				Att	Cmp	Pct	Yds	Yds/Att	TD	Int	Lg	Sk	Lst	Rating	Att	Yds	Avg	Lg	TD
Sept 8	@ Pit	W	S	20	11	55.0	125	6.3	0	0	25	1	8	74.0	5	3	0.6	5	0
Sept 15	@ Hou	L	S	30	17	56.7	148	4.9	2	0	31	4	19	92.1	2	10	5.0	10	0
Sept 22	SD	W	S	37	23	62.2	299	8.1	1	0	35	2	17	96.6	5	68	13.6	39	1
Sept 29	NYJ	W	S	24	18	75.0	149	6.2	3	0	25	2	13	130.0	3	17	5.7	11	0
Oct 6	KC	L	IA																
Oct 13	@ Sea	L	IA																
Oct 20	SF	L	S	41	25	61.0	326	8.0	2	1	66t	3	28	92.1	3	29	9.7	16	0
Nov 3	@ StL	W	S	22	13	59.1	185	8.4	0	2	45	4	20	48.5	3	10	3.3	6	1
Nov 10	Jax	L	S	9	4	44.4	24	2.7	0	1	15	0	0	12.0	3	18	6.0	10	0
Nov 14	Ind			Placed on injured reserve on Nov. 12, 2013															
Nov 24	@ Oak																		
Dec 1	@ Ind																		
Dec 8	@ Den																		
Dec 15	Ari																		
Dec 22	@ Jax																		
Dec 29	Hou																		
<b>Totals</b>		<b>4-5</b>	<b>7/7</b>	<b>183</b>	<b>111</b>	<b>60.7</b>	<b>1,256</b>	<b>6.9</b>	<b>8</b>	<b>4</b>	<b>66t</b>	<b>16</b>	<b>105</b>	<b>86.7</b>	<b>24</b>	<b>155</b>	<b>6.5</b>	<b>39</b>	<b>2</b>

## 2014 Tennessee Titans

Date	Opp	W/L	P/S	PASSING											RUSHING				
				Att	Cmp	Pct	Yds	Yds/Att	TD	Int	Lg	Sk	Lst	Rating	Att	Yds	Avg	Lg	TD
Sept 7	@ KC	W	S	33	22	66.7	266	8.1	2	0	39	4	23	111.4	6	14	2.3	8	0
Sept 14	Dal	L	S	34	18	52.9	234	6.9	1	2	61t	2	2	60.2	2	9	4.5	8	0
Sept 21	@ Cin	L	S	34	17	50.0	185	5.4	0	2	28	2	8	41.9	6	50	8.3	29	0
Sept 28	@ Ind	L	IA																
Oct 5	Cle	L	S	11	8	72.7	79	7.2	1	0	21	1	1	122.9	4	34	8.5	12	1
Oct 12	Jax	W	IA																
Oct 19	@ Was	L	IA																
Oct 26	Hou	L	DNP																
Nov 9	@ Bal	L	DNP																
Nov 17	Pit	L	DNP																
Nov 23	@ Phi	L	DNP																
Nov 30	@ Hou	L	p	12	6	50.0	91	7.6	1	2	35	2	24	63.5	0	0	-	0	0
Dec 7	NYG	L	p	11	9	81.8	81	7.4	0	1	18	3	27	59.5	2	28	14.0	21	0
Dec 14	NYJ	L	S	11	6	54.5	57	5.2	0	0	26	0	0	69.1	2	7	3.5	7	0
Dec 18	@ Jax			Placed on injured reserve on Dec. 15, 2014															
Dec 28	Ind																		
<b>Totals</b>		<b>2-12</b>	<b>7/5</b>	<b>146</b>	<b>86</b>	<b>58.9</b>	<b>993</b>	<b>6.8</b>	<b>5</b>	<b>7</b>	<b>61t</b>	<b>14</b>	<b>85</b>	<b>70.9</b>	<b>22</b>	<b>142</b>	<b>6.5</b>	<b>29</b>	<b>1</b>

## JAKE LOCKER'S NFL STATISTICS

### REGULAR SEASON

				PASSING										RUSHING				
Year	Team	GP/GS	Att	Cmp	Pct	Yds	Yd/Att	TD	INT	Lg	Sk	Yds	Rat	Att	Yds	Avg	Lg	TD
2011	Tenn.	5/0	66	34	51.5	542	8.2	4	0	54	5	37	99.4	8	56	7.0	17	1
2012	Tenn.	11/11	314	177	56.4	2,176	6.9	10	11	71t	25	151	74.0	41	291	7.1	32	1
2013	Tenn.	7/7	183	111	60.7	1,256	6.9	8	4	66t	16	105	86.7	24	155	6.5	39	2
2014	Tenn.	7/5	146	86	58.9	993	6.8	5	7	61t	14	85	70.9	22	142	6.5	29	1
<b>NFL Totals</b>		<b>30/23</b>	<b>709</b>	<b>408</b>	<b>57.5</b>	<b>4,967</b>	<b>7.0</b>	<b>27</b>	<b>22</b>	<b>71t</b>	<b>60</b>	<b>378</b>	<b>79.0</b>	<b>95</b>	<b>644</b>	<b>6.8</b>	<b>39</b>	<b>5</b>

**Career record as starter:** 9-14 (.391): 4-7 (2012), 4-3 (2013), 1-4 (2014)

### Single-Game Highs

Attempts - 45 vs. Houston (12/2/12)

Completions - 29 vs. Detroit (9/23/12)

Passing Yards - 378 vs. Detroit (9/23/12)

Touchdown Passes - 3 vs. N.Y. Jets (9/29/13)

Long Completion - 71t vs. Detroit (9/23/12)

Rushes - 7 vs. N.Y. Jets (12/17/12)

Rushing Yards - 68 vs. San Diego (9/22/13)

Long Rush - 39 vs. San Diego (9/22/13)

Rushing Touchdown - **1 (Five times, last vs. Cleveland (10/5/14))**

### Additional Statistics

Tackles - 2 (2012),

Fumble Recoveries - 1 (2013), 2 (2014)

93



## MIKE MARTIN

DEFENSIVE LINE • 6'1" • 298 lbs • COLLEGE: MICHIGAN  
ACQUIRED: 3RD ROUND - 2012 • NFL EXP. (NFL/TITANS): 3/3  
HOMETOWN: DETROIT, MICH.  
GAMES PLAYED/GAMES STARTED: 41/5 (PLAYOFFS: 0/0)



**PRO:** The Titans used their third-round pick in the 2012 NFL Draft on University of Michigan defensive tackle Mike Martin. The 6-foot-1-inch, 298-pounder exhibits unquestioned athleticism and impressive power allowing him to be a disruptive force on the defensive front. Martin is also known for his non-stop motor and his wrestling background helps him gain leverage at the point of attack.

### CAREER HIGHLIGHTS:

- In 2013, saw action in 13 games and posted 22 tackles, a sack, two quarterback pressures, two tackles for loss and a pass defended.
- As a rookie in 2012, Martin played all 16 games with one start and posted 40 tackles, three sacks, five tackles for loss and three quarterback pressures.
- Martin was a three-time recipient of Michigan's Richard Katcher Award given to the team's top defensive lineman.

### TITANS TIDBITS:

- Martin had a very successful prep career off the gridiron as well. He was a two-time state champion wrestler and an All-American as a senior. Martin was also a record-setting shot-putter and discus thrower in track and field. He broke former NFL star T.J. Duckett's Michigan prep shot put record on his way to a state championship as a senior.
- Martin is interested in film making and he has his own YouTube Channel — GoMikeMartin. He documented his senior year at Michigan and developed his own web series.
- Martin loves dogs and shows working class Rottweilers. He was named the National Junior Handler of the Year.
- Martin played the saxophone in the jazz band in high school and still dabbles with the instrument.

### CAREER TRANSACTIONS:

- The Detroit, Mich., native was selected by the Titans in the third round (82nd overall) of the 2012 NFL Draft.

### SEASON RECAPS:

**2014 (12/3):** Saw action in 12 games with three starts at defensive end and collected 28 tackles. Finished third on the team with a career-high 10 quarterback pressures. Was inactive for four games. Tied a career-high with six tackles at Indianapolis (9/28/14). Tied for the team lead in quarterback pressures once in 2014 (vs. IND).

- At Kansas City (9/7), was inactive.
- Against Dallas (9/14), saw action as a reserve at defensive end and notched a solo tackle.
- At Cincinnati (9/21), was inactive.
- At Indianapolis (9/28), started at defensive end and tied a career-high with six tackles and two quarterback pressures.
- Against Cleveland (10/5), played as a reserve at defensive end and registered two tackles and a quarterback pressure.
- Against Jacksonville (10/12), saw action as a reserve defensive end and totaled two tackles and a quarterback pressure.
- At Washington (10/19), started at defensive end and collected four tackles.
- Against Houston (10/26), played as a reserve at defensive end and posted four tackles and two quarterback pressures.
- At Baltimore (11/9), saw action as a reserve at defensive end.
- Against Pittsburgh (11/17), played as a reserve at defensive end and notched four tackles and a quarterback pressure.
- At Philadelphia (11/23), started at defensive end and amassed two tackles and a quarterback pressure.

- At Houston (11/30), played as a reserve at defensive end and notched a tackle.
- Against N.Y. Giants (12/7), played as a reserve at defensive end and totaled a tackle.
- Against N.Y. Jets (12/14), was inactive.
- At Jacksonville (12/18), was inactive.
- Against Indianapolis (12/28), played as a reserve at defensive end and tallied a solo tackle and two quarterback pressures.

**2013 (13/1):** Played in 13 games with one start at defensive tackle. Amassed 22 tackles, a sack, two quarterback pressures, two tackles for loss and a pass defended. Was inactive for three games. Tied for the team lead in sacks once in 2013 (vs. JAX). Tied for the team lead in quarterback pressures twice in 2013 (at HOU, at STL). Tied for the team lead in passes defended once in 2013 (vs. JAX).

- At Pittsburgh (9/8), played as a reserve at defensive tackle and tallied two tackles. Teamed with Bernard Pollard to stuff Isaac Redman for a two-yard loss on a rush off left tackle in the first quarter.
- Against N.Y. Jets (9/29), saw action as a reserve at defensive tackle and posted two tackles, including a stop for loss. Stuffed Bilal Powell for a two-yard loss on a rush up the middle in the third quarter.
- At Seattle (10/13), started at defensive tackle and tallied a season-high five tackles, including a stop for loss. Teamed with Jurrell Casey to stop Marshawn Lynch for no gain on a rush off left tackle in the fourth quarter.
- At St. Louis (11/3), played as a reserve at defensive tackle and collected two tackles and a quarterback pressure.
- Against Jacksonville (11/10), saw action as a reserve at defensive tackle and notched two tackles, a sack and a pass defended. Dropped Chad Henne for a three-yard sack in the third quarter. Knocked down a pass intended for Mike Brown in the third stanza.

**2012 (16/1):** Appeared in all 16 games with one start as a rookie and posted 40 tackles, three sacks, five tackles for loss and three quarterback pressures. Made his first career NFL start and posted his first career NFL sack at San Diego (9/16/12). Led or tied for the team lead in sacks three times in 2012 (at SD, at MIN, at GB). Led or tied for the team lead in quarterback pressures twice in 2012 (vs. NE, at HST).

- Against New England (9/9), made his NFL debut in a reserve role at defensive tackle and collected four tackles and a quarterback pressure.
- At San Diego (9/16), made his first career NFL start at defensive tackle and totaled four tackles, including a sack. Forced the Chargers to kick a field goal by sacking Philip Rivers for a four-yard loss on a third-and-four play in the second quarter.
- At Minnesota (10/7), played as a reserve at defensive tackle and totaled three tackles, including a sack and two tackles for loss. Forced the Vikings to kick a field goal by dropping Christian Ponder for a sack on third-and-10 in the second quarter.
- Against Pittsburgh (10/11), saw action as a reserve at defensive tackle and posted six tackles, including a stop for loss. Saw significant playing time after Jurrell Casey left the game with an injury in the second quarter. Stopped Isaac Redman for a one-yard loss on a rush off right tackle in the third quarter. Teamed with Michael Griffin to stop Baron Batch for no gain on a rush up the middle in the third stanza.
- At Green Bay (12/23), saw action as a reserve at defensive tackle and totaled four tackles, including a sack. Halted a Packers' drive by dropping Aaron Rodgers for an eight-yard sack on third-and-eight in the first quarter.

### COLLEGE:

- In four seasons at the University of Michigan, Martin played in 49 games

with 37 starts at nose tackle, including 37 consecutive starts to finish his career. Was a four-year letterman who posted 172 tackles, 10 sacks and 25 tackles for loss. Was a captain as a senior and was an All-Big Ten second team selection by the coaches and media. Notched his 100th career tackle against Wisconsin (11/20/10).

- As a senior (2011), started all 13 games as the team captain and recorded a career-high 64 tackles, 3.5 sacks for 18 yards, six tackles for loss and a safety. Earned All-Big Ten second team by the coaches and media. Was also named to Phil Steele's Postseason All-Big Ten first team and the Midseason All-Big Ten second team. Received Michigan's Richard Katcher Award given to the top defensive lineman. Was voted a 2011 season captain by teammates during fall camp and was named to the Bednarik Award and Rotary Lombardi Award preseason watch lists.

- As a junior (2010), started 12 games at nose guard and finished with 37 tackles, 2.5 sacks for 32 yards and six tackles for loss. Named All-Big Ten second team by the coaches and honorable mention All-Big Ten by the media. Received Michigan's Richard Katcher Award given to the top defensive lineman. Named to Phil Steele's Midseason All-Big Ten second team.

- As a sophomore (2009), started all 12 games at nose guard and registered 51 tackles, two sacks for eight yards. Finished second on the squad with eight tackles for loss and posted two quarterback pressures and caused a fumble. Received the Richard Katcher Award as Michigan's top defensive lineman.

- As a freshman (2008), played in all 12 games as a reserve and led Michigan freshmen with 20 tackles. Also posted two sacks and 4.5 tackles for loss. Named to the Sporting News All-Freshman second team and Phil Steele's All-Freshman third team.

- Graduated with a degree in communications from Michigan.

#### PERSONAL:

- Single, resides in Detroit, Mich.
- Attended Detroit Catholic Central High School and was a three-year starter at defensive tackle. Finished varsity career with 206.5 tackles, 14.5 sacks and four fumble recoveries in three seasons.
- Recorded 96 tackles, 36 tackles for loss and six sacks senior year and posted 75 tackles and eight sacks as a junior.
- Named 2007 Gatorade Player of the Year for the state of Michigan and was a PrepStar Magazine All-American. Selected to Detroit Free Press All-State Dream Team and the Associated Press All-State first team as a senior. Participated in the Penn State NIKE Camp in 2007.
- Won Michigan state D1 wrestling title as a junior in first year competing.

Followed it up with another state championship as a senior and was named an All-American.

- Was a record-setting shot-putter and discus thrower in track and field as he broke T.J. Duckett's former Michigan prep shot put record on his way to a state championship.

- List of favorites: (movie) "Gladiator" and "Remember the Titans"; (TV show) "Entourage"; (actor) Mark Wahlberg; (books) "Disciplined Dreaming" by Josh Linkner, "Outliers" by Malcolm Gladwell and "The Alchemist" by Paulo Coelho; (music artists) Jay-Z, Jason Aldean, O.A.R. and Wiz Khalifa; (school subject) history; (car) Dodge Viper; (food) "All kinds of food - my horizon is very broad, just no insects"; (sports hero) Barry Sanders; and (sports teams as a child) Columbus Blue Jackets, Detroit Red Wings and Detroit Tigers.

- Follow Martin on Twitter at @GoMikeMartin.

- Born Michael Brendan Martin on Sept. 1, 1990 in Detroit, Mich.

## MIKE MARTIN'S GAME-BY-GAME

### 2012 Tennessee Titans

Date	Opp	W/L	P/S	Tot Solo Asst	Sk - Yds	QBP	TFL	Int - Yds -TD	PD	FF	FR - Yds	SpT
Sept 9	NE	L	p	4 2 2	0.0 0.0	1	0 0	0 0 0 0 0 0 0 0	0	0	0	0
Sept 16	@ SD	L	S	4 2 2	1.0 4.0	0	0 0	0 0 0 0 0 0 0 0	0	0	0	0
Sept 23	Det	W	p	5 4 1	0.0 0.0	0	1 0	0 0 0 0 0 0 0 0	0	0	0	0
Sept 30	@ Hou	L	p	0 0 0	0.0 0.0	2	0 0	0 0 0 0 0 0 0 0	0	0	0	0
Oct 7	@ Min	L	p	3 3 0	1.0 0.0	0	2 0	0 0 0 0 0 0 0 0	0	0	0	0
Oct 11	Pit	W	p	6 3 3	0.0 0.0	0	1 0	0 0 0 0 0 0 0 0	0	0	0	0
Oct 21	@ Buf	W	p	2 2 0	0.0 0.0	0	0 0	0 0 0 0 0 0 0 0	0	0	0	0
Oct 28	Ind	L	p	1 0 1	0.0 0.0	0	0 0	0 0 0 0 0 0 0 0	0	0	0	0
Nov 4	Chi	L	p	2 1 1	0.0 0.0	0	0 0	0 0 0 0 0 0 0 0	0	0	0	0
Nov 11	@ Mia	W	p	3 1 2	0.0 0.0	0	0 0	0 0 0 0 0 0 0 0	0	0	0	0
Nov 25	@ Jax	L	p	1 1 0	0.0 0.0	0	0 0	0 0 0 0 0 0 0 0	0	0	0	0
Dec 2	Hou	L	p	2 1 1	0.0 0.0	0	0 0	0 0 0 0 0 0 0 0	0	0	0	0
Dec 9	@ Ind	L	p	2 1 1	0.0 0.0	0	1 0	0 0 0 0 0 0 0 0	0	0	0	0
Dec 17	NYJ	W	p	1 0 1	0.0 0.0	0	0 0	0 0 0 0 0 0 0 0	0	0	0	0
Dec 23	@ GB	L	p	4 2 2	1.0 8.0	0	0 0	0 0 0 0 0 0 0 0	0	0	0	0
Dec 30	Jax	W	p	0 0 0	0.0 0.0	0	0 0	0 0 0 0 0 0 0 0	0	0	0	0
<b>Totals</b>			<b>6-10 16/1</b>	<b>40 23 17</b>	<b>3.0 12.0</b>	<b>3</b>	<b>5 0</b>	<b>0 0 0 0 0 0 0 0</b>	<b>0</b>	<b>0</b>	<b>0</b>	<b>0</b>

### 2013 Tennessee Titans

Date	Opp	W/L	P/S	Tot Solo Asst	Sk - Yds	QBP	TFL	Int - Yds -TD	PD	FF	FR - Yds	SpT
Sept 8	@ Pit	W	p	2 0 2	0.0 0.0	0	0 0	0 0 0 0 0 0 0 0	0	0	0	0
Sept 15	@ Hou	L	p	0 0 0	0.0 0.0	1	0 0	0 0 0 0 0 0 0 0	0	0	0	0
Sept 22	SD	W	p	0 0 0	0.0 0.0	0	0 0	0 0 0 0 0 0 0 0	0	0	0	0
Sept 29	NYJ	W	p	2 2 0	0.0 0.0	0	1 0	0 0 0 0 0 0 0 0	0	0	0	0
Oct 6	KC	L	p	1 0 1	0.0 0.0	0	0 0	0 0 0 0 0 0 0 0	0	0	0	0
Oct 13	@ Sea	L	S	5 2 3	0.0 0.0	0	1 0	0 0 0 0 0 0 0 0	0	0	0	0
Oct 20	SF	L	p	2 1 1	0.0 0.0	0	0 0	0 0 0 0 0 0 0 0	0	0	0	0
Nov 3	@ StL	W	p	2 1 1	0.0 0.0	1	0 0	0 0 0 0 0 0 0 0	0	0	0	0

Nov 10	Jax	L	p	2 2 0	1.0 3.0	0	0 0	0 0 0 0 0 0 0 0	1	0 0	0 0	0 0
Nov 14	Ind	L	p	2 1 1	0.0 0.0	0	0 0	0 0 0 0 0 0 0 0	0	0 0	0 0	0 0
Nov 24	@ Oak	W	IA									
Dec 1	@ Ind	L	IA									
Dec 8	@ Den	L	p	2 0 2	0.0 0.0	0	0 0	0 0 0 0 0 0 0 0	0	0 0	0 0	0 0
Dec 15	Ari	L	IA									
Dec 22	@ Jax	W	p	1 0 1	0.0 0.0	0	0 0	0 0 0 0 0 0 0 0	0	0 0	0 0	0 0
Dec 29	Hou	W	p	1 0 1	0.0 0.0	0	0 0	0 0 0 0 0 0 0 0	0	0 0	0 0	0 0
<b>Totals</b>			<b>7-9 13/1</b>	<b>22 9 13</b>	<b>1.0 3.0</b>	<b>2</b>	<b>2 0</b>	<b>0 0 0 0 0 0 0 0</b>	<b>1</b>	<b>0 0</b>	<b>0 0</b>	<b>0 0</b>

### 2014 Tennessee Titans

Date	Opp	W/L	P/S	Tot Solo Asst	Sk - Yds	QBP	TFL	Int - Yds -TD	PD	FF	FR - Yds	SpT
Sept 7	@ KC	W	IA									
Sept 14	Dal	L	p	1 1 0	0.0 0.0	0	0 0	0 0 0 0 0 0 0 0	0	0 0	0 0	0 0
Sept 21	@ Cin	L	IA									
Sept 28	@ Ind	L	S	6 2 4	0.0 0.0	2	0 0	0 0 0 0 0 0 0 0	0	0 0	0 0	0 0
Oct 5	Cle	L	p	2 1 1	0.0 0.0	1	0 0	0 0 0 0 0 0 0 0	0	0 0	0 0	0 0
Oct 12	Jax	W	p	2 1 1	0.0 0.0	1	0 0	0 0 0 0 0 0 0 0	0	0 0	0 0	0 0
Oct 19	@ Was	L	S	4 1 3	0.0 0.0	0	0 0	0 0 0 0 0 0 0 0	0	0 0	0 0	0 0
Oct 26	Hou	L	p	4 1 3	0.0 0.0	2	0 0	0 0 0 0 0 0 0 0	0	0 0	0 0	0 0
Nov 9	@ Bal	L	p	0 0 0	0.0 0.0	0	0 0	0 0 0 0 0 0 0 0	0	0 0	0 0	0 0
Nov 17	Pit	L	p	4 1 3	0.0 0.0	1	0 0	0 0 0 0 0 0 0 0	0	0 0	0 0	0 0
Nov 23	@ Phi	L	S	2 1 1	0.0 0.0	1	0 0	0 0 0 0 0 0 0 0	0	0 0	0 0	0 0
Nov 30	@ Hou	L	p	1 0 1	0.0 0.0	0	0 0	0 0 0 0 0 0 0 0	0	0 0	0 0	0 0
Dec 7	NYG	L	p	1 0 1	0.0 0.0	0	0 0	0 0 0 0 0 0 0 0	0	0 0	0 0	0 0
Dec 14	NYJ	L	IA									
Dec 18	@ Jax	L	IA									
Dec 28	Ind	L	p	1 1 0	0.0 0.0	2	0 0	0 0 0 0 0 0 0 0	0	0 0	0 0	0 0
<b>Totals</b>			<b>2-14 12/3</b>	<b>28 10 18</b>	<b>0.0 0.0</b>	<b>10</b>	<b>0 0</b>	<b>0 0 0 0 0 0 0 0</b>	<b>0</b>	<b>0 0</b>	<b>0 0</b>	<b>0 0</b>



## MIKE MARTIN'S NFL STATISTICS

REGULAR SEASON		TACKLES									INTERCEPTIONS					FUMBLES			
Year	Team	GP	GS	Tot	Solo	Asst	Sk	Yds	QBP	TFL	No	Yds	Lg	TD	PD	FF	FR	Yds	SpT
2012	Tennessee	16	1	40	23	17	3.0	12.0	3	5	0	0	0	0	0	0	0	0	0
2013	Tennessee	13	1	22	9	13	1.0	3.0	2	2	0	0	0	0	1	0	0	0	0
2014	Tennessee	12	3	28	10	18	0.0	0.0	10	0	0	0	0	0	0	0	0	0	0
NFL Totals		41	5	90	42	48	4.0	15.0	15	7	0	0	0	0	1	0	0	0	0

### Single-Game Highs

Tackles - **6** (Twice, last at Indianapolis 9/28/14)  
 Sacks - 1 (Four times, last vs. Jacksonville 11/10/13)  
 Quarterback Pressures - **2** (Four times, last vs. Indianapolis 12/28/14)

### Additional Statistics

Kickoff Return - **1** for 0 yards vs. N.Y. Giants (12/7/14)

22



## DEXTER MCCLUSTER

RUNNING BACK • 5'8" • 170 lbs • COLLEGE: MISSISSIPPI

ACQUIRED: UNRESTRICTED FREE AGENT - 2014 (KC)

NFL EXP. (NFL/TITANS): 5/1 • HOMETOWN: LARGO, FLA.

GAMES PLAYED/GAMES STARTED: 72/25 (PLAYOFFS: 2/0)



PRO BOWLS



2013

**PRO:** Dexter McCluster is an explosive weapon that has seen action at running back, wide receiver and return specialist during his NFL career. The Titans signed the former second-round selection on the first day of free agency in 2014, following his four-year stint with the Kansas City Chiefs. McCluster is a prolific return specialist that was named to his first Pro Bowl after a 2013 campaign in which he returned two punt returns for touchdowns. The 5-foot-8-inch, 170-pounder is a dynamic receiver that has hauled in receptions from the slot, the offensive backfield and as an outside receiver and he should bring versatility and big plays to the Titans' offense.

### CAREER HIGHLIGHTS:

- During his Chiefs career (2010-2013), appeared in 58 games with 23 starts and logged 172 receptions for 1,500 yards (8.7 avg.) with four receiving touchdowns and has 152 carries for 662 yards with one rushing score. Also has returned 79 punts for 959 yards (12.1 avg.) with three touchdowns and 52 kickoffs for 1,087 yards. Also had one special teams tackle.
- In 2013, was named to his first Pro Bowl, earning the honor as a punt returner. Was voted second-team All-Pro as a punt returner by the Associated Press. Returned a career-high 58 punts for a league-best 686 yards with two touchdowns.
- Owns the Chiefs franchise record for highest career punt return average among all players with at least 50 punt returns. His 12.14 yards per punt average (959 yards on 79 returns) ranks ahead of Noland Smith's 11.11 average (589 yards on 53 returns) and he registered two of the three longest punt returns in franchise history.
- Was named AFC Special Teams Player of the Week for Week 4 in 2013 when he returned four punts for 113 yards including an 89-yard TD in a win against the N.Y. Giants (9/29/13).
- Earned AFC Special Teams Player of the Month in December of the 2013 season.
- Was named AFC Special Teams Player of the Week and Pepsi NFL Rookie of the Week for Week 1 in 2010 when he returned a punt 94 yards for a touchdown in a win against San Diego (9/13/10).

### TITANS TIDBITS:

- McCluster received the key to the city of his hometown of Largo, Fla., on May 4, 2010, a few days after being drafted by the Kansas City Chiefs.
- McCluster was a journalism major at Ole Miss and would like to get into the sports communications industry following his playing career.

### CAREER TRANSACTIONS:

- The Largo, Fla., native was originally selected by the Kansas City Chiefs in the second round (36th overall) of the 2010 NFL Draft.
- Signed by the Titans as an unrestricted free agent on March 13, 2014.

### SEASON RECAPS:

**2014 (14/2 - Tennessee):** Played in 14 games with two starts at running back in his first season with the Titans. Rushed 40 times for 131 yards and caught 26 passes for 197 yards with a touchdown. Returned 22 punts for 155 yards. Was placed on injured reserve on Dec. 18, 2014. Led or tied for the team lead in receptions twice in 2014 (vs. JAX, vs. HOU).

- At Kansas City (9/7), started at running back and carried the ball nine times for 29 yards. Caught one pass for 17 yards. Returned one punt for minus-two yards with three fair catches.
- Against Dallas (9/14), carried the ball four times for 30 yards and collected one reception for nine yards.

- At Cincinnati (9/21), played as a reserve at running back and caught two passes for 15 yards. Rushed once for no gain.
- At Indianapolis (9/28), saw action as a reserve running back and punt returner. Carried the ball twice for one yard and returned one punt for seven yards.
- Against Cleveland (10/5), played as a reserve at running back and carried the ball three times for 10 yards. Caught one pass for minus-two yards. Returned three punts for 16 yards.
- Against Jacksonville (10/12), played as a reserve at running back and as the kick returner. Led the team with six receptions for 52 yards. Carried the ball twice for six yards. Returned four punts for 16 yards. Set up the Titans' first field goal with a 25-yard reception to the Jaguars' 10-yard line.
- At Washington (10/19), started at running back and caught one pass for six yards. Carried the ball once for minus-one yard. Muffed his lone punt return.
- Against Houston (10/26), saw action as a reserve at running back and tied for the team lead with four receptions for 39 yards. Returned two punts for 57 yards with a long return of 48 yards. Carried the ball twice for one yard. Set up the Titans' opening field goal with a 48-yard punt return to the Texans' 21-yard line in the opening quarter. The return put him over the 1,000-yard mark for his career on punt returns. Hauled in a 23-yard reception out of the backfield to set up the Titans' final touchdown of the afternoon.
- At Baltimore (11/9), played as a reserve at running back before leaving the game in the first quarter with an injury.
- Against Pittsburgh (11/17), saw action as a reserve at running back and rushed once for five yards and hauled in one catch for 17 yards.
- At Philadelphia (11/23), played as a reserve at wide receiver and posted three receptions for 15 yards with a touchdown. Carried the ball once for two yards and returned two punts for eight yards. Hauled in a six-yard touchdown pass on fourth-and-six with 5:43 remaining in the game.
- At Houston (11/30), saw action as a reserve running back and carried the ball nine times for 33 yards and caught two passes for 11 yards.
- Against N.Y. Giants (12/7), played as a reserve at running back and caught two passes for 10 yards. Returned one punt for four yards.
- Against N.Y. Jets (12/14), saw action as a reserve at running back and as the punt returner. Rushed the ball five times for 15 yards and hauled in two receptions for eight yards. Returned four punts for 26 yards. In the fourth quarter, recorded the 100th punt return of his career.

**2013 (15/6, 1/0 - Kansas City):** Appeared in 15 games at wide receiver with six starts. Was inactive in one game with an ankle injury. Grabbed 53 receptions for 511 yards with two touchdowns, eight rushes for five yards, 58 punt returns for 686 yards with two touchdowns and one kickoff return for three yards.

- At Jacksonville (9/8), posted three receptions for 43 yards and returned seven punts for 80 yards.
- Against N.Y. Giants (9/29), caught five passes for 48 yards and returned four punts for 113 yards, including an 89-yard return for a touchdown.
- Against Houston (10/20), caught four passes for 70 yards, had two carries for four yards and recorded four punt returns for 32 yards.
- Against Cleveland (10/27), recorded seven receptions for 67 yards with one touchdown and one rush for five yards, as well as five punt returns for 38 yards.
- At Washington (12/8), hauled in four receptions for 21 yards (5.3 avg.) and had seven punt returns for a franchise-record 177 yards (25.3 avg.) with a 74-yard touchdown.
- At San Diego (12/29), started at wide receiver and had six catches for 62 yards (10.3 avg.) and one touchdown along with one punt return for 32

yards.

- At Indianapolis (1/4), played in an AFC Wild Card Game, recording seven catches for 52 yards, one rush for three yards and one punt return for six yards.

**2012 (16/6 - Kansas City):** Appeared in 16 contests at wide receiver with six starts, posting 52 receptions for 452 yards. Posted 12 carries for 70 yards. Returned two punts for six yards.

- Against Atlanta (9/9), posted six catches for 82 yards.
- Against Oakland (10/28), hauled in six passes for 54 yards with one touchdown.
- At Oakland (12/16), caught a career-high seven passes for 59 yards.

**2011 (16/4 - Kansas City):** Played in 16 games with four starts, one at wide receiver and three at running back. Totaled 114 carries for 516 yards with a touchdown and 46 receptions for 328 yards with a touchdown. Had 25 kickoff returns for 557 yards and six punt returns for 65 yards.

- Against Denver (11/13), caught a career-high six passes for 48 yards.
- At Chicago (12/4), carried the ball nine times for a career-high 61 yards, including a career-long 32-yard rush and caught four passes for 46 yards, including a 38-yard Hail Mary touchdown just before halftime.
- Against Oakland (12/24), caught five passes for a career-high 89 yards, with a career-long 49-yard reception.
- At Denver (1/1), recorded 12 carries, tying a career-high with 61 yards, including a 21-yard touchdown run.

**2010 (11/7, 1/0 - Kansas City):** Played in 11 games on offense and special teams. Started five contests at wide receiver and two at running back. Was inactive for five contests with an ankle injury. Totaled 21 catches for 209 yards with a touchdown and 18 carries for 71 yards. Returned 13 punts for 202 yards, including one for a Chiefs record 94-yard touchdown. Averaged 12.9 yards per touch (rushing, receiving, kickoff and punt returns), ranking eighth in the NFL among all rookies. Compiled 1,009 total net yards and led all NFL rookie punt returners (min. 10 attempts) with a 15.5-yard average. Also had 26 kickoff returns for 527 yards.

- Against San Diego (9/13), returned three punts for 100 yards, including one for a 94-yard touchdown to earn AFC Special Teams Player of the Week honors and Pepsi NFL Rookie of the Week accolades.
- Against San Francisco (9/26), totaled three catches for 69 yards with a 31-yard touchdown.
- At Indianapolis (10/10), returned a career-high six kickoffs for 141 yards.
- Against Baltimore (1/9), caught a team-high four passes for 17 yards in an AFC Wild Card Game. Also returned four kickoffs for 83 yards.

#### **COLLEGE:**

- Saw action in 40 contests with 28 starts (22 at wide receiver and six at running back) at Mississippi and finished his career ranked eighth in school annals with 130 receptions for 1,703 yards and seven touchdowns.
- Notched 304 carries for 1,955 yards, finishing seventh in Ole Miss history, while tying for ninth in school annals with 15 rushing touchdowns.
- Added 19 kickoff returns for 374 yards and eight punt returns for 57 yards. Ranked second in school history with 4,089 all-purpose yards.
- Earned All-SEC honors as both a running back and wide receiver his final two seasons. Named the MVP in back-to-back Cotton Bowl wins for the

Rebels.

- As a senior (2009), played in 13 games with 12 starts (seven at wide receiver and five at running back). Caught 44 passes for 520 yards with three touchdowns and rushed 181 times for 1,169 yards with eight touchdowns. Was a team captain and earned first-team All-SEC accolades. Added two punt returns for 28 yards. Also completed a 27-yard touchdown pass and recorded two special teams tackles. Registered 1,717 all-purpose yards, the second-highest seasonal total in school history. Rushed for 100-plus yards in five of his final six games, including four consecutive contests. Was a third-team All-America choice and received the National RB Trophy from the College Football Performance Awards.

- As a junior (2008), played in 13 games with eight starts (seven at wide receiver and one at running back) and earned second-team All-SEC honors as an all-purpose back. Totaled 44 receptions for 625 yards with one touchdown and rushed 109 times for 655 yards and six touchdowns. Amassed 1,280 all-purpose yards, the eighth-best single-season total in school history. Was one of two SEC players to rank in the Top 10 in the conference in rushing yards, receiving yards, receptions and all-purpose yards.

- As a sophomore (2007), saw action in eight games with three starts at wide receiver. Missed the first four games with a shoulder injury. Caught 27 passes for 326 yards with two touchdowns and recorded six carries for 63 yards. Added six kickoff returns for 100 yards and six punt returns for 29 yards.

- As a freshman (2006), appeared in six games with five starts at wide receiver before missing the final six contests with a shoulder injury. Notched 15 receptions for 232 yards and a touchdown and toted the ball eight times for 68 yards with a touchdown. Added 13 kickoff returns for 274 yards.

- Majored in journalism at Mississippi.

#### **PERSONAL:**

- Has two daughters, DaKayla and Ava.
- Was a Class 5A first-team all-state running back at Largo (Fla.) High School and rushed for 2,490 yards and 39 touchdowns.
- Also lettered in basketball and track and was a state qualifier in the long jump and high jump.
- Born Dexter Marquise McCluster on Aug. 25, 1988 in Largo, Fla.

# DEXTER McCLUSTER'S GAME-BY-GAME

## 2010 Kansas City Chiefs

RUSHING										RECEIVING					PUNT RETURNS						KICKOFF RETURNS				
Date	Opp	W/L	P/S	Att	Yds	Avg	Lg	TD		No	Yds	Avg	Lg	TD	No	FC	Yds	Avg	Lg	TD	No	Yds	Avg	Lg	TD
Sept 13	SD	W	p	1	0	0.0	0	0		2	9	4.5	5	0	3	0	100	33.3	94t	1	0	0	-	-	0
Sept 19	@ Cle	W	p	1	3	3.0	3	0		0	0	-	-	0	0	0	0	-	-	0	2	39	19.5	20	0
Sept 26	SF	W	S	2	-1	-0.5	4	0		3	69	23.0	31t	1	3	1	42	14.0	30	0	1	17	17.0	17	0
Oct 10	@ Ind	L	p	1	3	3.0	3	0		2	15	7.5	8	0	0	1	0	-	-	0	6	141	23.5	32	0
Oct 17	@ Hou	L	S	2	27	13.5	20	0		3	13	4.3	6	0	1	0	4	4.0	4	0	1	18	18.0	18	0
Oct 24	Jax	W	S	4	28	7.0	15	0		5	41	8.2	11	0	0	0	0	-	-	0	0	0	-	-	0
Oct 31	Buf	W	IA																						
Nov 7	@ Oak	L	IA																						
Nov 14	@ Den	L	IA																						
Nov 21	Ari	W	IA																						
Nov 28	@ Sea	W	IA																						
Dec 5	Den	W	S	5	11	2.2	5	0		2	25	12.5	19	0	2	0	6	3.0	4	0	3	60	20.0	28	0
Dec 12	@ SD	L	S	0	0	0.0	0	0		0	0	-	-	0	1	0	11	11.0	11	0	3	62	20.7	28	0
Dec 19	@ StL	W	p	1	-4	-4.0	-4	0		1	7	7.0	7	0	3	0	39	13.0	24	0	4	62	15.5	25	0
Dec 26	Ten	W	S	1	4	4.0	4	0		2	15	7.5	14	0	0	0	0	-	-	0	3	50	16.7	26	0
Jan 2	Oak	L	S	0	0	0.0	0	0		1	15	15.0	15	0	0	0	0	-	-	0	3	78	26.0	36	0
<b>Totals</b>		<b>10-6</b>	<b>11/7</b>	<b>18</b>	<b>71</b>	<b>3.9</b>	<b>20</b>	<b>0</b>		<b>21</b>	<b>209</b>	<b>10.0</b>	<b>31t</b>	<b>1</b>	<b>13</b>	<b>2</b>	<b>202</b>	<b>15.5</b>	<b>94t</b>	<b>1</b>	<b>26</b>	<b>527</b>	<b>20.3</b>	<b>36</b>	<b>0</b>
<b>Playoffs</b>																									
Jan 9	Bal	L	p	2	5	2.5	3	0		4	17	4.3	8	0	0	0	0	-	0	0	4	83	20.8	36	0
<b>Playoffs Totals</b>		<b>0-1</b>	<b>1/0</b>	<b>2</b>	<b>5</b>	<b>2.5</b>	<b>3</b>	<b>0</b>		<b>4</b>	<b>17</b>	<b>4.3</b>	<b>8</b>	<b>0</b>	<b>0</b>	<b>0</b>	<b>0</b>	<b>-</b>	<b>0</b>	<b>0</b>	<b>4</b>	<b>83</b>	<b>20.8</b>	<b>36</b>	<b>0</b>

## 2011 Kansas City Chiefs

RUSHING										RECEIVING					PUNT RETURNS						KICKOFF RETURNS				
Date	Opp	W/L	P/S	Att	Yds	Avg	Lg	TD		No	Yds	Avg	Lg	TD	No	FC	Yds	Avg	Lg	TD	No	Yds	Avg	Lg	TD
Sept 11	Buf	L	p	4	42	10.5	23	0		5	25	5.0	10	0	0	0	0	-	-	0	4	92	23.0	35	0
Sept 18	@ Det	L	S	8	51	6.4	24	0		4	-2	-0.5	6	0	0	0	0	-	-	0	3	69	23.0	35	0
Sept 25	@ SD	L	p	9	45	5.0	16	0		5	17	3.4	4	0	0	0	0	-	-	0	1	29	29.0	29	0
Oct 2	Min	W	S	7	26	3.7	12	0		3	12	4.0	6	0	0	0	0	-	-	0	0	0	-	-	0
Oct 9	@ Ind	W	p	4	8	2.0	4	0		1	10	10.0	10	0	0	0	0	-	-	0	0	0	-	-	0
Oct 23	@ Oak	W	p	10	38	3.8	13	0		1	-3	-3.0	-3	0	0	0	0	-	-	0	0	0	-	-	0
Oct 31	SD	W	p	6	0	0.0	4	0		3	28	9.3	13	0	1	0	6	6.0	6	0	5	137	27.4	33	0
Nov 6	Mia	L	p	7	36	5.1	11	0		1	8	8.0	8	0	2	1	30	15.0	22	0	3	53	17.7	21	0
Nov 13	Den	L	p	8	45	5.6	10	0		6	48	8.0	14	0	0	0	0	-	-	0	0	0	-	-	0
Nov 21	@ NE	L	S	9	45	5.0	9	0		1	3	3.0	3	0	0	0	0	-	-	0	1	18	18.0	18	0
Nov 27	Pit	L	p	9	28	3.1	9	0		2	11	5.5	6	0	1	1	7	7.0	7	0	0	0	-	-	0
Dec 4	@ Chi	W	p	9	61	6.8	32	0		4	46	11.5	38	1	0	0	0	-	-	0	1	23	23.0	23	0
Dec 11	@ NYJ	L	S	4	1	0.3	2	0		0	0	-	-	0	1	1	4	4.0	4	0	5	89	17.8	30	0
Dec 18	GB	W	p	5	14	2.8	7	0		2	11	5.5	8	0	0	0	0	-	-	0	1	22	22.0	22	0
Dec 24	Oak	L	p	3	15	5.0	6	0		5	89	17.8	49	0	0	0	0	-	-	0	1	25	25.0	25	0
Jan 1	@ Den	W	p	12	61	5.1	21	1		3	25	8.3	19	0	1	0	18	18.0	18	0	0	0	-	-	0
<b>Totals</b>		<b>7-9</b>	<b>16/4</b>	<b>114</b>	<b>516</b>	<b>4.5</b>	<b>32</b>	<b>1</b>		<b>46</b>	<b>328</b>	<b>7.1</b>	<b>49</b>	<b>1</b>	<b>6</b>	<b>3</b>	<b>65</b>	<b>10.8</b>	<b>22</b>	<b>0</b>	<b>25</b>	<b>557</b>	<b>22.3</b>	<b>35</b>	<b>0</b>

## 2012 Kansas City Chiefs

RUSHING										RECEIVING					PUNT RETURNS						KICKOFF RETURNS				
Date	Opp	W/L	P/S	Att	Yds	Avg	Lg	TD		No	Yds	Avg	Lg	TD	No	FC	Yds	Avg	Lg	TD	No	Yds	Avg	Lg	TD
Sept 9	Atl	L	S	0	0	-	-	0		6	82	13.7	21	0	0	0	0	-	-	0	0	0	-	-	0
Sept 16	@ Buf	L	p	0	0	-	-	0		4	32	8.0	12	0	0	0	0	-	-	0	0	0	-	-	0
Sept 23	@ NO	W	p	1	5	5.0	5	0		3	28	9.3	20	0	0	0	0	-	-	0	0	0	-	-	0
Sept 30	SD	L	S	0	0	-	-	0		2	6	3.0	4	0	0	0	0	-	-	0	0	0	-	-	0
Oct 7	Bal	L	p	0	0	-	-	0		0	0	-	-	0	0	0	0	-	-	0	0	0	-	-	0
Oct 14	@ TB	L	S	0	0	-	-	0		6	39	6.5	12	0	0	0	0	-	-	0	0	0	-	-	0
Oct 28	Oak	L	S	2	15	7.5	13	0		6	54	9.0	14	1	0	0	0	-	-	0	0	0	-	-	0
Nov 1	@ SD	L	p	4	17	4.3	13	0		2	17	8.5	12	0	1	0	0	0.0	0	0	0	0	-	-	0
Nov 12	@ Pit	L	p	0	0	-	-	0		2	18	9.0	13	0	0	0	0	-	-	0	0	0	-	-	0
Nov 18	Cin	L	S	0	0	-	-	0		3	37	12.3	26	0	0	0	0	-	-	0	0	0	-	-	0
Nov 25	Den	L	p	2	23	11.5	19	0		4	21	5.3	7	0	0	0	0	-	-	0	0	0	-	-	0
Dec 2	Car	W	p	1	0	0.0	0	0		2	16	8.0	12	0	1	2	6	3.0	6	0	0	0	-	-	0
Dec 9	@ Cle	L	p	1	0	0.0	0	0		1	8	8.0	8	0	0	0	0	-	-	0	0	0	-	-	0
Dec 16	@ Oak	L	p	0	0	-	-	0		7	59	8.4	31	0	0	0	0	-	-	0	0	0	-	-	0
Dec 23	Ind	L	p	1	10	10.0	10	0		3	30	10.0	11	0	0	0	0	-	-	0	0	0	-	-	0
Dec 30	@ Den	L	S	0	0	-	-	0		1	5	5.0	5	0	0	0	0	-	-	0	0	0	-	-	0
<b>Totals</b>		<b>2-14</b>	<b>16/6</b>	<b>12</b>	<b>70</b>	<b>5.8</b>	<b>19</b>	<b>0</b>		<b>52</b>	<b>452</b>	<b>8.7</b>	<b>31</b>	<b>1</b>	<b>2</b>	<b>2</b>	<b>6</b>	<b>3.0</b>	<b>6</b>	<b>0</b>	<b>0</b>	<b>0</b>	<b>-</b>	<b>-</b>	<b>0</b>



# DEXTER McCLUSTER'S GAME-BY-GAME CONT.

2013 Kansas City Chiefs									RUSHING					RECEIVING					PUNT RETURNS					KICKOFF RETURNS				
Date	Opp	W/L	P/S	Att	Yds	Avg	Lg	TD	No	Yds	Avg	Lg	TD	No	FC	Yds	Avg	Lg	TD	No	Yds	Avg	Lg	TD				
Sept 8	@ Jax	W	S	0	0	-	-	0	3	43	14.3	21	0	7	1	80	11.4	36	0	0	0	-	-	0				
Sept 15	Dal	W	p	0	0	-	-	0	2	14	7.0	9	0	3	1	41	13.7	20	0	0	0	-	-	0				
Sept 19	@ Phi	W	S	1	-3	-3.0	-3	0	1	1	1.0	1	0	2	0	12	6.0	7	0	1	3	3.0	3	0				
Sept 29	NYG	W	S	0	0	-	-	0	5	48	9.6	17	0	4	0	113	28.3	89t	1	0	0	-	-	0				
Oct 6	@ Ten	W	p	0	0	-	-	0	0	0	-	-	0	5	1	39	7.8	20	0	0	0	-	-	0				
Oct 13	Oak	W	p	1	4	4.0	4	0	1	10	10.0	10	0	6	0	32	5.3	11	0	0	0	-	-	0				
Oct 20	Hou	W	p	2	4	2.0	3	0	4	70	17.5	43	0	4	0	32	8.0	26	0	0	0	-	-	0				
Oct 27	Cle	W	p	1	5	5.0	5	0	7	67	9.6	28	1	5	0	38	7.6	20	0	0	0	-	-	0				
Nov 3	@ Buf	W	S	1	-4	-4.0	-4	0	2	9	4.5	7	0	1	1	0	0.0	0	0	0	0	-	-	0				
Nov 17	@ Den	L	p	0	0	-	-	0	5	53	10.6	18	0	5	1	33	6.6	13	0	0	0	-	-	0				
Nov 24	SD	L	p	1	-1	-1.0	-1	0	7	59	8.4	17	0	4	1	34	8.5	18	0	0	0	-	-	0				
Dec 1	Den	L	p	1	0	0.0	0	0	5	43	8.6	28	1	1	1	0	0.0	0	0	0	0	-	-	0				
Dec 8	@ Was	W	S	0	0	-	-	0	4	21	5.3	10	0	7	0	177	25.3	74	1	0	0	-	-	0				
Dec 15	@ Oak	W	IA																									
Dec 22	Ind	L	p	0	0	-	-	0	1	11	11.0	11	0	3	0	23	7.7	25	0	0	0	-	-	0				
Dec 29	@ SD	L	S	0	0	-	-	0	6	62	10.3	28	0	1	4	32	32.0	32	0	0	0	-	-	0				
Totals		11-5	15/6	8	5	0.6	5	0	53	511	9.6	43	2	58	11	686	11.8	89t	2	1	3	3.0	3	0				
Playoffs																												
Jan 9	@ Ind	L	p	1	3	3.0	3	0	7	52	7.4	19	0	1	0	6	6.0	6	0	0	0	-	0	0				
Playoffs Totals		0-1	1/0	1	3	3.0	3	0	7	52	7.4	19	0	1	0	6	6.0	6	0	0	0	-	0	0				

2014 Tennessee Titans									RUSHING					RECEIVING					PUNT RETURNS					KICKOFF RETURNS					
Date	Opp	W/L	P/S	Att	Yds	Avg	Lg	TD	No	Yds	Avg	Lg	TD	No	FC	Yds	Avg	Lg	TD	No	Yds	Avg	Lg	TD					
Sept 7	@ KC	W	S	9	29	3.2	7	0	1	17	17.0	17	0	1	3	-2	-2.0	-2	0	0	0	-	0	0					
Sept 14	Dal	L	p	4	30	7.5	16	0	1	9	9.0	9	0	0	0	0	-	0	0	0	0	-	0	0					
Sept 21	@ Cin	L	p	1	0	0.0	0	0	2	15	7.5	13	0	1	0	1	1.0	1	0	0	0	-	0	0					
Sept 28	@ Ind	L	p	2	1	0.5	1	0	0	0	-	0	0	1	3	7	7.0	7	0	0	0	-	0	0					
Oct 5	Cle	L	p	3	10	3.3	8	0	1	-2	-2.0	-2	0	3	0	16	5.3	6	0	0	0	-	0	0					
Oct 12	Jax	W	p	2	6	3.0	3	0	6	52	8.7	25	0	4	1	16	4.0	5	0	0	0	-	0	0					
Oct 19	@ Was	L	S	1	-1	-1.0	-1	0	1	6	6.0	6	0	1	0	0	0.0	0	0	0	0	-	0	0					
Oct 26	Hou	L	p	2	1	0.5	2	0	4	39	9.8	23	0	2	2	57	28.5	48	0	0	0	-	0	0					
Nov 9	@ Bal	L	p	0	0	-	0	0	0	0	-	0	0	0	0	0	-	0	0	0	0	-	0	0					
Nov 17	Pit	L	p	1	5	5.0	5	0	1	17	17.0	17	0	1	1	1	1.0	1	0	0	0	-	0	0					
Nov 23	@ Phi	L	p	1	2	2.0	2	0	3	15	5.0	6t	1	2	0	8	8.0	8	0	0	0	-	0	0					
Nov 30	@ Hou	L	p	9	33	3.7	10	0	2	11	5.5	6	0	1	2	21	21.0	21	0	0	0	-	0	0					
Dec 7	NYG	L	p	0	0	-	0	0	2	10	5.0	12	0	1	2	4	4.0	4	0	0	0	-	0	0					
Dec 14	NYJ	L	p	5	15	3.0	11	0	2	8	4.0	6	0	4	0	26	6.5	15	0	0	0	-	0	0					
Dec 18	@ Jax								Was placed on injured reserve on Dec. 18, 2014																				
Dec 28	Ind																												
Totals		2-12	14/2	40	131	3.3	16	0	26	197	7.6	25	1	22	14	155	7.0	48	0	0	0	-	0	0					

## DEXTER McCLUSTER'S NFL STATISTICS

### REGULAR SEASON

Year	Team	RUSHING							RECEIVING				
		GP	GS	Att	Yds	Avg	Lg	TD	No	Yds	Avg	Lg	TD
2010	Kansas City	11	7	18	71	3.9	20	0	21	209	10.0	31t	1
2011	Kansas City	16	4	114	516	4.5	32	1	46	328	7.1	49	1
2012	Kansas City	16	6	12	70	5.8	19	0	52	452	8.7	31	1
2013	Kansas City	15	6	8	5	0.6	5	0	53	511	9.6	43	2
2014	Tennessee	14	2	40	131	3.3	16	0	26	197	7.6	25	1
<b>NFL Totals</b>		<b>72</b>	<b>25</b>	<b>192</b>	<b>793</b>	<b>4.1</b>	<b>32</b>	<b>1</b>	<b>198</b>	<b>1,697</b>	<b>8.6</b>	<b>49</b>	<b>6</b>

### PUNT RETURNS

Year	Team	No	FC	Yds	Avg	Lg	TD
2010	Kansas City	13	2	202	15.5	94t	1
2011	Kansas City	6	3	65	10.8	22	0
2012	Kansas City	2	2	6	3.0	6	0
2013	Kansas City	58	11	686	11.8	89t	2
2014	Tennessee	22	14	155	7.0	48	0
<b>NFL Totals</b>		<b>101</b>	<b>32</b>	<b>1114</b>	<b>11.0</b>	<b>94t</b>	<b>3</b>

### KICKOFF RETURNS

Year	Team	No	Yds	Avg	Lg	TD
2010	Kansas City	26	527	20.3	36	0
2011	Kansas City	25	557	22.3	35	0
2012	Kansas City	0	0	-	0	0
2013	Kansas City	1	3	3.0	3	0
2014	Tennessee	0	0	-	0	0
<b>NFL Totals</b>		<b>52</b>	<b>1,087</b>	<b>20.9</b>	<b>36</b>	<b>0</b>

### POSTSEASON

Year	Team	RUSHING							RECEIVING				
		GP	GS	Att	Yds	Avg	Lg	TD	No	Yds	Avg	Lg	TD
2010	Kansas City	1	0	2	5	2.5	3	0	4	17	4.3	8	0
2013	Kansas City	1	0	1	3	3.0	3	0	7	52	7.4	19	0
<b>NFL Totals</b>		<b>2</b>	<b>0</b>	<b>3</b>	<b>8</b>	<b>2.7</b>	<b>3</b>	<b>0</b>	<b>11</b>	<b>69</b>	<b>6.3</b>	<b>19</b>	<b>0</b>

### PUNT RETURNS

Year	Team	No	FC	Yds	Avg	Lg	TD
2010	Kansas City	0	0	0	-	0	0
2013	Kansas City	1	0	6	6.0	6	0
<b>NFL Totals</b>		<b>1</b>	<b>0</b>	<b>6</b>	<b>6.0</b>	<b>6</b>	<b>0</b>

### KICKOFF RETURNS

Year	Team	No	Yds	Avg	Lg	TD
2010	Kansas City	4	83	20.8	36	0
2013	Kansas City	0	0	-	0	0
<b>NFL Totals</b>		<b>4</b>	<b>83</b>	<b>20.8</b>	<b>36</b>	<b>0</b>

### Single-Game Highs

Rushing Attempts - 12 at Denver (1/1/12)  
 Rushing Yards - 61 (Twice, last at Denver 1/1/12)  
 Long Rush - 32 at Chicago (12/4/11)  
 Rushing Touchdowns - 1 at Denver (1/1/12)  
 Receptions - 7 (Three times, last vs. San Diego 11/24/13)  
 Receiving Yards - 89 vs. Oakland (12/24/11)  
 Long Reception - 49 vs. Oakland (12/24/11)  
 Receiving Touchdowns - **1 (Six times, last at Philadelphia 11/23/14)**  
 Punt Returns - 7 at Washington (12/8/13)  
 Punt Return Yards - 177 at Washington (12/8/13)  
 Punt Return Long - 94t vs. San Diego (9/13/10)

Punt Return Touchdown - 1 (Three times last at Washington 12/8/13)  
 Kickoff Returns - 6 at Indianapolis (10/10/10)  
 Kickoff Return Yards - 141 at Indianapolis (10/10/10)  
 Kickoff Return Long - 36 vs. Oakland (1/2/11)

### Playoff Single-Game Highs

Receptions - 7 at Indianapolis (1/4/14)  
 Receiving Yards - 52 at Indianapolis (1/4/14)  
 Long Reception - 19 at Indianapolis (1/4/14)

30



## JASON MCCOURTY

CORNERBACK • 6'0" • 193 lbs • COLLEGE: RUTGERS

ACQUIRED: 6TH ROUND - 2009 • NFL EXP. (NFL/TITANS): 6/6

HOMETOWN: NYACK, N.Y.

GAMES PLAYED/GAMES STARTED: 90/72 (PLAYOFFS: 0/0)



2012, 2013

**PRO:** Jason McCourty is a fast, athletic cornerback and one of the veteran leaders of the defense. The Titans rewarded the 6-foot, 193-pounder with a long-term contract extension during the 2012 preseason. Originally a sixth-round draft choice in 2009, the former Rutgers standout was selected a defensive captain by his teammates for the 2012 campaign and tied for the team lead with four interceptions. He was voted as a captain again in 2013. From the time he became a full-time starter in 2011 through 2013, McCourty led the Titans in passes defended (46) and ranked third in interceptions (six).

### CAREER HIGHLIGHTS:

- In 2013, McCourty started all 16 games for the second consecutive season. He ranked second on the squad with 16 passes defended.
- At Seattle on Oct. 13, 2013, McCourty scored his second career touchdown, scooping up a loose ball on an aborted field goal attempt and racing 77 yards for a touchdown.
- In 2012, McCourty started all 16 games for the first time in his career and led the squad with a career-high 17 passes defended, while finishing tied for third on the club with 93 tackles. He also posted a career-best four interceptions.
- In 2011, McCourty set a career high and ranked second on the squad with 107 tackles. He also led the club with 13 passes defended and tied for the lead with two interceptions.
- Against the Indianapolis Colts on Oct. 30, 2011, McCourty scored his first career touchdown by recovering a Pat McAfee punt that was blocked by Patrick Bailey in the end zone.
- In 2010, McCourty appeared in 12 games with six starts at cornerback and tied for third on the squad with two interceptions. He also finished third on the team with 13 passes defended.
- McCourty snared his first career NFL interception on a tipped pass from Eli Manning in the end zone at N.Y. Giants (9/26/10).
- As a rookie in 2009, McCourty was thrust into the starting lineup for three consecutive games (at Jacksonville, vs. Indianapolis, at New England) in the first half of the season after the Titans secondary suffered multiple injuries. He finished third on the team with 12 special teams tackles as a rookie.

### TITANS TIDBITS:

- McCourty played his last three seasons at Rutgers with his identical twin brother, Devin. The duo held down the starting cornerback spots for Scarlet Knights together for two years. Devin, who redshirted his first season at Rutgers, was a first-round draft pick by the New England Patriots in 2010. They also have an older brother, Larry.
- During the 2013 offseason, Jason and Devin spearheaded "Tackle Sickle Cell," a campaign that aimed to educate the public, increase blood donations, and raise money and awareness for the fight against sickle cell disease. The duo partnered with the Embrace Kids Foundation to host a 5K Run/Walk in Liberty State Park in Jersey City, N.J. as the major fundraising component of the campaign. They each set up their own fundraising team for the 5K to see which brother could raise more money Team J-Mac vs Team D-Mac. The loser of the competition agreed to fly to the other's home football city and make a public appearance dressed up as the opposing team mascot. Jason came up just short in the contest and was forced to wear the Pat Patriot outfit.
- Jason and Devin held the first McCourty Brothers Football Camp at St. Joseph Regional High School in New Jersey in 2012.
- McCourty excelled off the field at Rutgers as he was a semifinalist for the prestigious Vincent dePaul Draddy Trophy given to the college football player with the best combination of academics, community service

and on-field performance. He was also named an *ESPN The Magazine* Academic All-District first-team member.

- McCourty and former teammate Kenny Britt were featured in the July 2012 issue of *GQ* within the magazine's feature on Nashville.

### CAREER TRANSACTIONS:

- The Nyack, N.Y., native was selected by the Titans in the sixth round (203rd overall) of the 2009 NFL Draft.

### SEASON RECAPS:

- 2014 (16/16):** Started all 16 games at cornerback and led the team with three interceptions and 13 passes defended. Registered 85 tackles, two forced fumbles, a fumble recovery which he returned for a touchdown and a stop for loss. Tied for the team lead in tackles twice in 2014 (vs. JAX, vs. NYG). Tied for the team lead in passes defended five times in 2014 (at KC, at CIN, at WAS, vs. HOU, at JAX). Posted his third career touchdown with a 62-yard fumble return at Houston (11/30/14).
- At Kansas City (9/7), started at cornerback. Collected three tackles and tied a career-high with two interceptions. Picked off a deep pass intended for Donnie Avery just before halftime helping set up a Ryan Succop 36-yard field goal with seven seconds left in the second quarter. Stepped in front and intercepted a deep pass intended for Avery in the third quarter. Helped seal the victory by hitting Avery and forcing a deflected ball that was then intercepted by Michael Griffin late in the fourth quarter.
  - Against Dallas (9/14), started at cornerback and notched four solo tackles before leaving the game late in the second quarter with an injury.
  - At Cincinnati (9/21), started at cornerback and posted four tackles and a pass defended. Knocked down a deep pass intended for Mohamed Sanu early in the third quarter.
  - At Indianapolis (9/28), started at cornerback and amassed five solo tackles and a pass defended. Forced the Colts to settle for a field goal by breaking up a pass intended for Hakeem Nicks on third-and-four late in the second quarter.
  - Against Cleveland (10/5), started at cornerback and registered seven tackles and a pass defended. Broke up a deep pass intended for Taylor Gabriel late in the first quarter.
  - Against Jacksonville (10/12), started at cornerback and tied for the team lead with 11 tackles, a forced fumble and a pass defended. Stuffed Jordan Todman for no gain on a short pass in the first quarter. Broke up a deep pass intended for Cecil Shorts III in the third quarter. Ended a potential Jaguars' scoring drive by forcing a Cecil Shorts III fumble that was recovered by Avery Williamson at the Titans' eight-yard line in the fourth quarter.
  - At Washington (10/19), started at cornerback and collected two tackles and a pass defended.
  - Against Houston (10/26), started at cornerback and posted five tackles and two passes defended. Broke up a pass intended for Andre Johnson in the end zone late in the second quarter. Knocked down a pass intended for Johnson in the third stanza.
  - At Baltimore (11/9), started at cornerback and tallied six tackles.
  - Against Pittsburgh (11/17), started at cornerback and notched seven tackles, including an interception. Intercepted a pass intended for Antonio Brown in the end zone late in the second quarter.
  - At Philadelphia (11/23), started at cornerback and amassed four tackles and a pass defended. Broke up a deep pass intended for Jeremy Maclin in the fourth quarter.
  - At Houston (11/30), started at cornerback and notched seven tackles, a forced fumble and a fumble recovery for a touchdown. Teamed with Al Woods to stop Alfred Blue for no gain on a rush off right end in the first

quarter. Stripped Andre Johnson of the ball, recovered the fumble and raced 62 yards for a touchdown to cut the Texans' lead to 24-14 midway through the third quarter.

- Against N.Y. Giants (12/7), started at cornerback and tied for the team lead with 10 tackles and a pass defended.
- Against N.Y. Jets (12/14), started at cornerback and collected three tackles.
- At Jacksonville (12/18), started at cornerback and registered three tackles and a pass defended. Broke up a pass intended for Cecil Shorts late in the third quarter.
- Against Indianapolis (12/28), started at cornerback and tallied four solo tackles, including a stop for loss. Stuffed Donte Moncrief for a one-yard loss on a short pass in the third quarter.

**2013 (16/16):** Started all 16 games at cornerback for the second consecutive season and ranked second on the squad with 16 passes defended. Registered 77 tackles, including two stops for loss, a forced fumble and a fumble recovery for a touchdown. Led or tied for the team lead in passes defended six times (at PIT, vs. SF, at STL, at OAK, at IND, vs. HOU). Registered his second career touchdown with a 77-yard fumble return at Seattle (10/13/13). Was voted a team captain for the 2013 season by his teammates.

- At Pittsburgh (9/8), tallied four tackles, including a stop for loss, and a season-high three passes defended. Ended a Steelers' drive by breaking up a deep pass intended for Antonio Brown in the fourth quarter.
- At Houston (9/15), compiled seven tackles and a pass defended. Halted a Texans' drive by batting down a third-and-two pass intended for Andre Johnson. Teamed with Bernard Pollard to stop Arian Foster for a two-yard loss on a rush off right tackle in overtime.
- At Seattle (10/13), tallied eight tackles (tied season high), a forced fumble and a 77-yard fumble return for a score. Teamed with Bernard Pollard to stonewall Jermaine Kearse for a one-yard loss on a short pass in the second quarter. Scooped up a Chris Maragos fumble and raced 77 yards for a touchdown on a botched field goal attempt on the final play of the second quarter. Forced a Derrick Coleman fumble that rolled out of bounds in the third quarter.
- Against San Francisco (10/20), notched six tackles and a team-best two passes defended. Batted down a deep pass intended for Vernon Davis in the second quarter.
- At Oakland (11/24), posted five tackles, including a stop for loss, and two passes defended. Halted a Raiders' drive by deflecting a third-and-five pass intended for Andre Holmes in the second quarter. Teamed with Akeem Ayers to stuff Rashad Jennings for a two-yard loss on a rush off right end in the third stanza.
- Against Arizona (12/15), tied season high with eight tackles and added a pass defended.

**2012 (16/16):** Started all 16 games at cornerback for the first time in his career. Tied for the team lead with four interceptions and led the squad with a career-high 17 passes defended. Finished tied for third on the club with 93 tackles. Also posted four tackles for loss, a forced fumble and a fumble recovery. Led or tied for the team lead in tackles four times (at MIN, at MIA, at IND, at GB). Led or tied for the team lead in passes defended seven times (vs. DET, vs. PIT, at BUF, vs. IND, vs. CHI, vs. NYJ, vs. JAX). Was voted a team captain for the 2012 season by his teammates.

- At Minnesota (10/7), led the team with 10 tackles and a pass defended. Broke up a pass intended for Jerome Simpson in the first quarter. Stopped Percy Harvin for no gain on a short pass in the third stanza.
- Against Pittsburgh (10/11), posted five tackles and two passes defended, including an interception. Halted a Steelers' drive by breaking up a pass intended for Antonio Brown in the first quarter. Set up the Titans' first touchdown by recovering a Tim Shaw blocked punt at the Steelers' one-yard line on the final play of the first quarter. Combined with Zach Brown to stop Antonio Brown for a one-yard loss on a short pass in the second quarter. Ended a potential Steelers' scoring drive by intercepting a pass intended for Antonio Brown at the Titans' 12-yard line late in the second quarter.
- At Buffalo (10/21), posted five tackles and an interception. Got the Titans' offense the ball back late in the fourth quarter by intercepting a Ryan Fitzpatrick third-and-seven pass intended for Donald Jones along the sideline.
- At Miami (11/11), led the team with eight tackles, a forced fumble, a fumble recovery and a pass defended. Halted a Dolphins' drive and gave the Titans' offense great field position by stripping Reggie Bush and recovering the fumble at the Miami 28-yard line in the first quarter. Broke

up a deep pass intended for Brian Hartline in the end zone in the fourth quarter.

- At Indianapolis (12/9), tied for the team lead with eight tackles, including a stop for loss. Fought through the block and dropped Reggie Wayne for a five-yard loss on a bubble screen in the second quarter.
- Against N.Y. Jets (12/17), registered five tackles and a career-best two interceptions. Intercepted a Mark Sanchez pass intended for Jeremy Kerley along the sideline in the second quarter. Picked off a Sanchez deep pass intended for Jeff Cumberland on the Jets' opening drive of the second half.
- At Green Bay (12/23), led the team with 12 tackles.
- Against Jacksonville (12/30), recorded five tackles and a career-best four passes defended. Halted a Jaguars' drive by knocking down a third-and-one pass intended for Justin Blackmon in the second quarter. Broke up another pass intended for Blackmon late in the second quarter. Knocked down a Hail Mary attempt intended for Jordan Shipley at the end of the second quarter. Deflected a pass intended for Blackmon late in the third stanza.

**2011 (15/15):** Started 15 games at cornerback and tied for the team lead with two interceptions, while also leading the squad with 13 passes defended. Ranked second on the team with 107 tackles. Added a forced fumble, a fumble recovery and a recovery of a blocked punt for a touchdown. Was inactive with an injury against New Orleans (12/11). Tied for the team lead in tackles once (vs. BAL). Led the team in passes defended four times (at JAX, vs. TB, vs. JAX, at HST). Registered a career-high 13 tackles against Houston (10/23/11).

- At Jacksonville (9/11), posted seven tackles, a sack, a forced fumble and a pass defended. Broke up a pass intended for Mercedes Lewis in the second quarter. Blitzed and sacked Luke McCown for an 10-yard loss while causing a fumble that was recovered by the Jaguars.
- Against Baltimore (9/18), tied for the team lead with five tackles and an interception. Intercepted a Joe Flacco pass that was deflected by Cortland Finnegan and returned the pick 30 yards to the Ravens' 26-yard line.
- Against Denver (9/25), notched eight tackles and an interception. Picked off a Kyle Orton pass intended for Eric Decker and brought it back 21 yards in the second quarter.
- At Cleveland (10/2), started at cornerback and collected nine tackles and a pass defended. Ended a Browns' drive by breaking up a fourth-and-nine pass intended for Mohamed Massaquoi in the fourth quarter.
- Against Houston (10/23), recorded a career-best 13 tackles.
- Against Indianapolis (10/30), gave the Titans a 10-0 lead by recovering a blocked punt by Patrick Bailey in the end zone for a touchdown in the second quarter. Tipped a pass intended for Pierre Garcon that was then intercepted by Michael Griffin along the sideline in the second quarter.
- Against Cincinnati (11/6), finished second on the squad with nine tackles.
- Against Tampa Bay (11/27), posted seven tackles, a fumble recovery and two passes defended. Deflected a pass intended for Mike Williams on the first play from scrimmage. Recovered a LeGarrette Blount fumble that was forced by Jason Jones early in the first quarter. Broke up a pass intended for Williams in the end zone late in the second stanza.
- At Buffalo (12/4), tallied two tackles before leaving the game in the first quarter with a concussion, which also kept him out of the following game.
- Against Jacksonville (12/24), totaled five tackles and a team-best two passes defended. Halted a Jaguars' drive by breaking up a pass intended for Chastin West on the first play of the fourth quarter. Ended a Jaguars' scoring chance by tipping a pass that was then intercepted by Michael Griffin in the end zone in the fourth quarter.
- At Houston (1/1), started at cornerback and collected nine tackles and a team-best three passes defended. Halted a Texans' drive by breaking up a pass intended for Kevin Walter on third-and-two in the first quarter. Ended a Texans' drive by deflecting a pass intended for Jacoby Jones on third-and-14 in the second quarter. Knocked down a third-and-six pass intended for Jones late in the second quarter.

**2010 (12/6):** Appeared in 12 games with six starts at cornerback and tied for third on the squad with two interceptions. Finished third on the team with 13 passes defended. Led or tied for the team lead in passes defended six times in 2010 (vs. OAK, vs. PIT, at SD, at HST, at KC, at IND). Tied for the team lead in special teams tackles once in 2010 (at KC). Collected his first career interception at N.Y. Giants (9/26/10). Was inactive for four games because of an injury.

- Against Oakland (9/12), started at cornerback and posted eight tackles and two passes defended. Knocked down a pass intended for Darrius Heyward-Bey in the third quarter.



- At N.Y. Giants (9/26), started at cornerback before leaving the game in the second quarter with an injury. Collected four tackles and his first career interception. Thwarted a Giants' scoring chance by intercepting an Eli Manning pass in the end zone after the ball was batted up in the air at the goal line by Will Witherspoon in the first quarter.
- At San Diego (10/31), returned to the field in the nickel package and notched two tackles and an interception. Notched a solo tackle on special teams coverage units. Intercepted a pass intended for Seyi Ajirotutu late in the second quarter. Knocked down a pass intended for Randy McMichael in the third quarter.
- At Kansas City (12/26), played in a reserve role at cornerback in nickel situations and recorded two passes defended. Broke up a deep pass intended for Chris Chambers on third-and-eight in the second quarter. Defended a short pass intended for Chambers late in the second quarter. Tied for the team lead with two special teams tackles on coverage units.
- At Indianapolis (1/2), started at cornerback as the team opened the game in a nickel package and totaled five tackles and a team-best three passes defended. Broke up a third-and-seven pass intended for Pierre Garcon in the first quarter. Defended a deep pass intended for Garcon in the second stanza. Knocked down a pass intended for Garcon in the fourth quarter.

**2009 (15/3):** Ranked second among Titans rookies with 30 tackles and finished third on the team with 12 stops on special teams. Also totaled one tackle for loss and a forced fumble. Started in three contests as the Titans secondary struggled with injuries through September and October. Tied for the team lead in special teams tackles three times (at NYJ, at SF, vs. MIA).

- At N.Y. Jets (9/27), saw limited action at cornerback and collected a solo tackle. Also returned three kickoffs for 72 yards (24.0 avg.) and tied for the team lead with three special teams tackles.
- At Jacksonville (10/4), started his first career NFL contest at cornerback and posted six tackles.
- At Indianapolis (10/11), started at cornerback and posted season-high 11 tackles.
- At New England (10/18), started at cornerback and posted seven tackles.
- Against St. Louis (12/13), made key special teams play in first quarter, racing down the field to bat back Brett Kern's 35-yard punt to allow the ball to be downed at the Rams' three-yard line.
- Against San Diego (12/25), saw significant action at cornerback in the second half after Nick Harper left the game with an injury. Notched five tackles, including a stop for loss and a forced fumble.

#### COLLEGE:

- In a four-year career at Rutgers, totaled 150 tackles, 7.5 tackles for loss, two interceptions, 20 passes defended, two fumble recoveries and a 25.8-yard average on 17 kickoff returns. Played in 47 games with 33 starts.
- As a senior (2008), was named a captain and started all 13 games at cornerback. Totaled 52 tackles, a team-best two interceptions, six passes defended and a fumble recovery. Also assumed kickoff return duties and was second in the Big East with a 26.2 yards per return average in conference games.
- As a junior (2007), totaled 44 tackles, including three tackles for loss and a team-best 12 passes defended in his second full year as the starter at cornerback. Tabbed a preseason second-team All-Big East selection by *Lindy's* and third-team pick by *Athlon*.
- As a sophomore (2006), earned a starting corner spot in preseason and

played in 12 games. Finished eighth on the team with 45 tackles and posted four tackles for loss, two passes defended and a fumble recovery. Started seven games, including the last six of the season.

- As a true freshman (2005), played in nine games, including the Insight Bowl, and appeared primarily on special teams. Posted nine tackles, including six solo stops.
- Majored in information technology at Rutgers.

#### PERSONAL:

- Married to Melissa, the couple has a daughter, Liana. They split time between Nashville and Montvale, N.J.
- Attended St. Joseph's (Montvale, N.J.) High School and earned All-State recognition from the *Newark Star-Ledger* and the Associated Press and All-League honors as a senior.
- Named an All-Parochial pick as both a junior and senior. Named to MSG High School Heisman Team. Helped New York team to victory in the 2005 Governor's Bowl.
- As a senior, carried the ball 94 times for 1,083 yards, averaging a school-record 11.5 yards per carry. Also posted 15 catches for 407 yards, an average of 27.8 per catch. Accounted for 25 touchdowns for St. Joseph's, which finished the season at 11-1 including a 42-8 win over Pope John in the Parochial Group III Final at Rutgers Stadium.
- Also played defensive back, returning an interception 81 yards for a touchdown against Paterson Eastside.
- Ranked as the 38th-best player in New Jersey by Scout.com.
- Also played basketball for four seasons and was the starting guard on a 26-2 team that won the county championship as a junior. As a senior was named first-team All-County.
- List of favorites: (movie) "Hitch"; (TV show) "King of Queens"; (actor) Jamie Foxx; (music artist/group) Jadakiss; (school subject) math; (car) Nissan Altima which he currently drives; (video game) NCAA College Football; (sports hero) Penny Hardaway; and (food) shrimp.
- Follow McCourty on Twitter at @McCourtyTwins.
- Born Jason McCourty on Aug. 13, 1987 in Nyack, N.Y.

# JASON McCOURTY'S GAME-BY-GAME

## 2009 Tennessee Titans

Date	Opp	W/L	P/S	Tot	Solo	Asst	Sk	- Yds	QBP	TFL	Int -	Yds	-TD	PD	FF	FR -	Yds	SpT
Sept 10	@ Pit	L	p	0	0	0	0.0	0.0	0	0	0	0	0	0	0	0	0	0
Sept 20	Hou	L	p	0	0	0	0.0	0.0	0	0	0	0	0	0	0	0	0	0
Sept 27	@ NYJ	L	p	1	1	0	0.0	0.0	0	0	0	0	0	0	0	0	0	3
Oct 4	@ Jax	L	S	6	4	2	0.0	0.0	0	0	0	0	0	0	0	0	0	1
Oct 11	Ind	L	S	11	8	3	0.0	0.0	0	0	0	0	0	0	0	0	0	0
Oct 18	@ NE	L	S	7	3	4	0.0	0.0	0	0	0	0	0	0	0	0	0	0
Nov 1	Jax	W	p	0	0	0	0.0	0.0	0	0	0	0	0	0	0	0	0	0
Nov 8	@ SF	W	p	0	0	0	0.0	0.0	0	0	0	0	0	0	0	0	0	3
Nov 15	Buf	W	IA															
Nov 23	@ Hou	W	p	0	0	0	0.0	0.0	0	0	0	0	0	0	0	0	0	1
Nov 29	Ari	W	p	0	0	0	0.0	0.0	0	0	0	0	0	0	0	0	0	1
Dec 6	@ Ind	L	p	0	0	0	0.0	0.0	0	0	0	0	0	0	0	0	0	0
Dec 13	StL	W	p	0	0	0	0.0	0.0	0	0	0	0	0	0	0	0	0	1
Dec 20	Mia	W	p	0	0	0	0.0	0.0	0	0	0	0	0	0	0	0	0	2
Dec 25	SD	L	p	5	4	1	0.0	0.0	0	1	0	0	0	0	1	0	0	0
Jan 3	@ Sea	W	p	0	0	0	0.0	0.0	0	0	0	0	0	0	0	0	0	0
Totals		8-8	15/3	30	20	10	0.0	0.0	0	1	0	0	0	0	1	0	0	12

Additional Statistics: 3 kickoff returns for 72 yards at N.Y. Jets on Sept. 27, 2009

## 2010 Tennessee Titans

Date	Opp	W/L	P/S	Tot	Solo	Asst	Sk	- Yds	QBP	TFL	Int	- Yds	-TD	PD	FF	FR	- Yds	SpT
Sept 12	Oak	W	S	8	6	2	0.0	0.0	0	0	0	0	0	2	0	0	0	0
Sept 19	Pit	L	S	5	2	3	0.0	0.0	0	0	0	0	0	1	0	0	0	0
Sept 26	@ NYG	W	S	4	2	2	0.0	0.0	0	0	1	0	0	1	0	0	0	0
Oct 3	Den	L	IA															
Oct 10	@ Dal	W	IA															
Oct 18	@ Jax	W	IA															
Oct 24	Phi	W	IA															
Oct 31	@ SD	L	p	2	1	1	0.0	0.0	0	0	1	11	0	1	0	0	0	1
Nov 14	@ Mia	L	p	2	2	0	0.0	0.0	0	0	0	0	0	1	0	0	0	0
Nov 21	Was	L	p	5	5	0	0.0	0.0	0	0	0	0	0	1	0	0	0	0
Nov 28	@ Hou	L	p	5	4	1	0.0	0.0	0	0	0	0	0	1	0	0	0	1
Dec 5	Jax	L	p	0	0	0	0.0	0.0	0	0	0	0	0	0	0	0	0	0
Dec 9	Ind	L	S	4	4	0	0.0	0.0	0	1	0	0	0	0	0	0	0	0
Dec 19	Hou	W	S	5	5	0	0.0	0.0	0	0	0	0	0	0	0	0	0	0
Dec 26	@ KC	L	p	0	0	0	0.0	0.0	0	0	0	0	0	2	0	0	0	2
Jan 2	@ Ind	L	S	5	5	0	0.0	0.0	0	0	0	0	0	3	0	0	0	0
Totals		6-10	12/6	45	36	9	0.0	0.0	0	1	2	11	0	13	0	0	0	4

## 2011 Tennessee Titans

Date	Opp	W/L	P/S	Tot	Solo	Asst	Sk	- Yds	QBP	TFL	Int -	Yds	-TD	PD	FF	FR -	Yds	SpT
Sept 11	@ Jax	L	S	7	5	2	1.0	10.0	0	0	0	0	0	1	1	0	0	0
Sept 18	Bal	W	S	5	4	1	0.0	0.0	0	0	1	30	0	1	0	0	0	0
Sept 25	Den	W	S	8	6	2	0.0	0.0	0	0	1	22	0	1	0	0	0	0
Oct 2	@ Cle	W	S	9	7	2	0.0	0.0	0	0	0	0	0	1	0	0	0	0
Oct 9	@ Pit	L	S	10	8	2	0.0	0.0	0	0	0	0	0	1	0	0	0	0
Oct 23	Hou	L	S	13	11	2	0.0	0.0	0	0	0	0	0	0	0	0	0	0
Oct 30	Ind	W	S	5	5	0	0.0	0.0	0	0	0	0	0	1	0	0	0	0
Nov 6	Cin	L	S	9	8	1	0.0	0.0	0	0	0	0	0	0	0	0	0	0
Nov 13	@ Car	W	S	7	5	2	0.0	0.0	0	0	0	0	0	0	0	0	0	0
Nov 20	@ Atl	L	S	5	5	0	0.0	0.0	0	0	0	0	0	0	0	0	0	0
Nov 27	TB	W	S	7	5	2	0.0	0.0	0	0	0	0	0	2	0	1	0	0
Dec 4	@ Buf	W	S	2	1	1	0.0	0.0	0	0	0	0	0	0	0	0	0	0
Dec 11	NO	L	IA															
Dec 18	@ Ind	L	S	6	3	3	0.0	0.0	0	0	0	0	0	0	0	0	0	0
Dec 24	Jax	W	S	5	4	1	0.0	0.0	0	0	0	0	0	2	0	0	0	0
Jan 1	@ Hou	W	S	9	8	1	0.0	0.0	0	0	0	0	0	3	0	0	0	0
Totals		9-7	15/15	107	85	22	1.0	10.0	0	0	2	52	0	13	1	1	0	0

## 2012 Tennessee Titans

Date	Opp	W/L	P/S	Tot	Solo	Asst	Sk	- Yds	QBP	TFL	Int	- Yds	-TD	PD	FF	FR	- Yds	SpT
Sept 9	NE	L	S	3	3	0	0.0	0.0	0	1	0	0	0	0	0	0	0	0
Sept 16	@ SD	L	S	5	3	2	0.0	0.0	0	0	0	0	0	0	0	0	0	0
Sept 23	Det	W	S	6	5	1	0.0	0.0	0	0	0	0	0	1	0	0	0	0
Sept 30	@ Hou	L	S	4	4	0	0.0	0.0	0	1	0	0	0	0	0	0	0	0
Oct 7	@ Min	L	S	10	10	0	0.0	0.0	0	0	0	0	0	1	0	0	0	0
Oct 11	Pit	W	S	5	5	0	0.0	0.0	0	0	1	0	0	2	0	0	0	0
Oct 21	@ Buf	W	S	5	2	3	0.0	0.0	0	0	1	0	0	1	0	0	0	0
Oct 28	Ind	L	S	2	2	0	0.0	0.0	0	0	0	0	0	2	0	0	0	0
Nov 4	Chi	L	S	6	5	1	0.0	0.0	0	0	0	0	0	2	0	0	0	0
Nov 11	@ Mia	W	S	8	8	0	0.0	0.0	0	0	0	0	0	1	1	1	0	0
Nov 25	@ Jax	L	S	4	3	1	0.0	0.0	0	0	0	0	0	0	0	0	0	0
Dec 2	Hou	L	S	5	5	0	0.0	0.0	0	1	0	0	0	1	0	0	0	0
Dec 9	@ Ind	L	S	8	6	2	0.0	0.0	0	1	0	0	0	0	0	0	0	0
Dec 17	NYJ	W	S	5	4	1	0.0	0.0	0	0	2	29	0	2	0	0	0	0
Dec 23	@ GB	L	S	12	9	3	0.0	0.0	0	0	0	0	0	0	0	0	0	0
Dec 30	Jax	W	S	5	5	0	0.0	0.0	0	0	0	0	0	4	0	0	0	0
Totals		6-10	16/16	93	79	14	0.0	0.0	0	4	4	29	0	17	1	1	0	0

## 2013 Tennessee Titans

Date	Opp	W/L	P/S	Tot	Solo	Asst	Sk	- Yds	QBP	TFL	Int	- Yds	-TD	PD	FF	FR	- Yds	SpT
Sept 8	@ Pit	W	S	4	4	0	0.0	0.0	0	1	0	0	0	3	0	0	0	0
Sept 15	@ Hou	L	S	7	5	2	0.0	0.0	0	0	0	0	0	1	0	0	0	0
Sept 22	SD	W	S	3	3	0	0.0	0.0	0	0	0	0	0	0	0	0	0	0
Sept 29	NYJ	W	S	5	5	0	0.0	0.0	0	0	0	0	0	0	0	0	0	0
Oct 6	KC	L	S	5	3	2	0.0	0.0	0	0	0	0	0	0	0	0	0	0
Oct 13	@ Sea	L	S	8	7	1	0.0	0.0	0	0	0	0	0	0	1	1	77	0
Oct 20	SF	L	S	6	5	1	0.0	0.0	0	0	0	0	0	2	0	0	0	0
Nov 3	@ StL	W	S	2	2	0	0.0	0.0	0	0	0	0	0	2	0	0	0	0
Nov 10	Jax	L	S	1	1	0	0.0	0.0	0	0	0	0	0	0	0	0	0	0
Nov 14	Ind	L	S	3	3	0	0.0	0.0	0	0	0	0	0	1	0	0	0	0
Nov 24	@ Oak	W	S	5	4	1	0.0	0.0	0	1	0	0	0	2	0	0	0	0
Dec 1	@ Ind	L	S	4	4	0	0.0	0.0	0	0	0	0	0	2	0	0	0	0
Dec 8	@ Den	L	S	6	6	0	0.0	0.0	0	0	0	0	0	0	0	0	0	0
Dec 15	Ari	L	S	8	6	2	0.0	0.0	0	0	0	0	0	1	0	0	0	0
Dec 22	@ Jax	W	S	4	4	0	0.0	0.0	0	0	0	0	0	0	0	0	0	0
Dec 29	Hou	W	S	6	6	0	0.0	0.0	0	0	0	0	0	2	0	0	0	0
Totals		7-9	16/16	77	68	9	0.0	0.0	0	2	0	0	0	16	1	1	77	0

## 2014 Tennessee Titans

Date	Opp	W/L	P/S	Tot	Solo	Asst	Sk	- Yds	QBP	TFL	Int	- Yds	-TD	PD	FF	FR	- Yds	SpT
Sept 7	@ KC	W	S	3	2	1	0.0	0.0	0	0	2	0	0	2	0	0	0	0
Sept 14	Dal	L	S	4	4	0	0.0	0.0	0	0	0	0	0	0	0	0	0	0
Sept 21	@ Cin	L	S	4	4	0	0.0	0.0	0	0	0	0	0	1	0	0	0	0
Sept 28	@ Ind	L	S	5	5	0	0.0	0.0	0	0	0	0	0	1	0	0	0	0
Oct 5	Cle	L	S	7	6	1	0.0	0.0	0	0	0	0	0	1	0	0	0	0
Oct 12	Jax	W	S	11	10	1	0.0	0.0	0	0	0	0	0	1	1	0	0	0
Oct 19	@ Was	L	S	2	2	0	0.0	0.0	0	0	0	0	0	1	0	0	0	0
Oct 26	Hou	L	S	5	5	0	0.0	0.0	0	0	0	0	0	2	0	0	0	0
Nov 9	@ Bal	L	S	6	4	2	0.0	0.0	0	0	0	0	0	0	0	0	0	0
Nov 17	Pit	L	S	7	7	0	0.0	0.0	0	1	0	0	0	1	0	0	0	0
Nov 23	@ Phi	L	S	4	4	0	0.0	0.0	0	0	0	0	0	1	0	0	0	0
Nov 30	@ Hou	L	S	7	6	1	0.0	0.0	0	0	0	0	0	0	1	1	62	0
Dec 7	NYG	L	S	10	9	1	0.0	0.0	0	0	0	0	0	1	0	0	0	0
Dec 14	NYJ	L	S	3	3	0	0.0	0.0	0	0	0	0	0	0	0	0	0	0
Dec 18	@ Jax	L	S	3	2	1	0.0	0.0	0	0	0	0	0	1	0	0	0	0
Dec 28	Ind	L	S	4	4	0	0.0	0.0	0	1	0	0	0	0	0	0	0	0
Totals		2-14	16/16	85	77	8	0.0	0.0	0	1	3	0	0	13	2	1	62	0

## JASON McCOURTY'S NFL STATISTICS

REGULAR SEASON				TACKLES							INTERCEPTIONS					FUMBLES			
Year	Team	GP	GS	Tot	Solo	Asst	Sk	Yds	QBP	TFL	No	Yds	Lg	TD	PD	FF	FR	Yds	SpT
2009	Tennessee	15	3	30	20	10	0.0	0.0	0	1	0	0	0	0	0	1	0	0	12
2010	Tennessee	12	6	45	36	9	0.0	0.0	0	1	2	11	11	0	13	0	0	0	4
2011	Tennessee	15	15	107	85	22	1.0	10.0	0	0	2	52	30	0	13	1	1	0	0
2012	Tennessee	16	16	93	79	14	0.0	0.0	0	4	4	29	28	0	17	1	1	0	0
2013	Tennessee	16	16	77	68	9	0.0	0.0	0	2	0	0	0	0	16	1	1	77	0
2014	Tennessee	16	16	85	77	8	0.0	0.0	0	1	3	0	0	0	13	2	1	62	0
NFL Totals		90	72	437	365	72	1.0	10.0	0	9	11	92	30	0	72	6	4	139	16

### Single-Game Highs

Tackles - 13 vs. Houston (10/23/11)

Interceptions - **2 (Twice, last at Kansas City 9/7/14)**

Sacks - 1 at Jacksonville (9/11/11)

Passes Defensed - 4 vs. Jacksonville (12/30/12)

Forced Fumble - **1 (Six times, last at Houston 11/30/14)**

Fumble Recovery - **1 (Four times, last at Houston 11/30/14)**

Special Teams Tackles - 3 (Twice, most recently at San Francisco 11/8/09)

### Additional Career Statistics

Kickoff Returns - 3 for 72 yards at N.Y. Jets (9/27/09)

Touchdowns - 3 - recovery of blocked punt in the end zone vs. Indianapolis, 10/30/11; 77-yard fumble return at Seattle, 10/13/13; **62-yard fumble return at Houston, 11/30/14**

# 79



## JAMON MEREDITH

TACKLE • 6'5" • 312 lbs • COLLEGE: SOUTH CAROLINA  
 ACQUIRED: FREE AGENT - 2014 • NFL EXP. (NFL/TITANS): 5/1  
 HOMETOWN: SIMPSONVILLE, S.C.  
 GAMES PLAYED/GAMES STARTED: 54/27 (PLAYOFFS: 0/0)



**PRO:** The Titans signed offensive tackle Jamon Meredith on Dec. 9, 2014 to provide depth at the offensive tackle spot. The fifth-year veteran was originally drafted by the Green Bay Packers in the fifth round of the 2009 NFL Draft. Prior to his arrival in Tennessee, the 6-foot-5-inch, 312-pounder spent time with the Packers, Buffalo Bills, Detroit Lions, New York Giants, Pittsburgh Steelers, Tampa Bay Buccaneers, Indianapolis Colts and Cincinnati Bengals.

### CAREER TRANSACTIONS:

- A native of the Simpsonville, S.C., Meredith was originally selected by the Green Bay Packers in the fifth round (162nd overall) of the 2009 NFL Draft.
- Released by the Packers on Sept. 5, 2009 and signed to the team's practice squad a day later.
- Signed by the Buffalo Bills to their active roster from the Packers' practice squad on Sept. 22, 2014.
- Released by the Bills on Oct. 4, 2010 and claimed off waivers by the Detroit Lions on Oct. 6, 2010.
- Released by the Lions on Oct. 17, 2010 and claimed off waivers by the New York Giants on Oct. 18, 2010.
- Released by the Giants on Sept. 3, 2011.
- Signed by the Pittsburgh Steelers as a free agent on Sept. 13, 2011.
- Signed by the Tampa Bay Buccaneers as an unrestricted free agent on March 22, 2012.
- Re-signed by the Buccaneers as an unrestricted free agent on March 11, 2014.
- Released by the Buccaneers on Aug. 29, 2014.
- Signed by the Indianapolis Colts as a free agent on Sept. 3, 2014 and released by the team on Nov. 4, 2014.
- Signed by the Green Bay Packers as a free agent on Nov. 8, 2014 and released by the team on Nov. 15, 2014.
- Signed by the Cincinnati Bengals as a free agent on Nov. 25, 2014 and released by the team on Dec. 2, 2014.
- Signed by the Titans as a free agent on Dec. 9, 2014.

### SEASON RECAPS:

**2014 (4/0 - Indianapolis; 0/0 - Green Bay; 0/0 - Cincinnati; 3/3 - Tennessee):** Started two games at left tackle and one contest at right tackle after being signed by the Titans on Dec. 9, 2014. Appeared in four games as a reserve with the Colts. Was inactive for four games and did not play in another contest with the Colts. Released by the Colts on Nov. 4. Was inactive for one game with the Packers before being released on Nov. 15. Was inactive for one contest with the Bengals before being released on Dec. 2.

- Against N.Y. Jets (12/14), made his Titans debut as the starter at right tackle.
- At Jacksonville (12/18), started at left tackle.
- Against Indianapolis (12/28), started at left tackle and helped open holes for Titans' rushers to gain 142 yards on just 24 carries (5.9 avg.).

**2013 (16/8 - Tampa Bay):** Saw action in 16 games with eight starts at left guard.

- At Seattle (11/3), recorded his first start of the season at left guard, helping the Buccaneers gain 205 rushing yards.

**2012 (14/12 - Tampa Bay):** Appeared in 14 games and started a career-high 12 contests at right guard, helping the Buccaneers set team records in points scored and total yards. Was inactive for two games.

**2011 (4/0 - Pittsburgh):** Saw action on the offensive line and special teams in four games with the Steelers. Was inactive for 10 games and did not play in another contest.

**2010 (2/0 - Buffalo, 0/0 - Detroit; 3/0 - N.Y. Giants):** Saw action in two games as a reserve and was inactive for two games with the Bills before being released on Oct. 4. Claimed off waivers from the Bills by the Detroit Lions and was inactive for one game before being released on Oct. 17. Claimed off waivers from the Lions by the N.Y. Giants on Oct. 18. Played in three games as a reserve and was inactive for seven contests with the Giants.

**2009 (8/4 - Buffalo):** Appeared in eight games with four starts for the Bills after being signed off the Green Bay Packers' practice squad on Sept. 22. Started his first three career games at right tackle and the season finale at left tackle. Was inactive for four games and did not play in two contests.

### COLLEGE:

- Was a three-year starter at South Carolina at three different positions. Of his 38 career starts, 19 came at left tackle, 11 at right tackle and eight at left guard his final campaign.
- Was named the most outstanding offensive lineman prior to the beginning of his senior year while also being named All-District academic by *ESPN The Magazine*.
- As a senior in 2008, played in 11 of 13 games, including nine starts, eight of them at left guard. Was a CoSIDA Academic All-District III selection. Played in the East-West Shrine Game following the season. Sat out the first two games as part of an agreement with the NCAA to grant him a redshirt year despite appearing in one game as a true freshman in 2004.
- As a junior in 2007, was named the Gamecocks' outstanding offensive lineman in the spring, and went on to start all 12 games at left tackle and extend his streak to 28 consecutive starts. Was an *ESPN The Magazine* Academic All-District III pick.
- As a sophomore in 2006, started all 13 games, the first seven at right tackle before switching to left tackle for the last six. Helped the Gamecocks' offense total more than 400 yards in each of the season's final four games. In the spring, was presented with the school's Andrew Sorensen Scholar-Athlete Award for football.
- As a redshirt freshman in 2005, started four games, all at right tackle.
- As a true freshman in 2004, appeared in one game, getting three snaps in season opener at Vanderbilt (9/4). Was ultimately granted a redshirt year but through agreement with the NCAA had to sit out the first two games of 2008.
- Graduated with a degree in sport and entertainment management at South Carolina.

### PERSONAL:

- Attended Hillcrest High School (Simpsonville, S.C.), playing on both offensive and defensive lines.
- Played offensive tackle as a junior at Hillcrest after spending the first two years of his prep career at Southside High School in Simpsonville, where he played several positions.
- Also lettered in basketball one year.
- In college, participated in South Carolina's 'Children's Chance' program, which involved visiting and playing with children with cancer.
- Born James Jamon Meredith on May 11, 1986, in Simpsonville, S.C.



## JAMON MEREDITH'S NFL STATISTICS

### REGULAR SEASON

Year	Team	GP	GS
2009	Buffalo	8	4
2010	Buffalo	2	0
2010	N.Y. Giants	3	0
2011	Pittsburgh	4	0
2012	Tampa Bay	14	12
2013	Tampa Bay	16	8
2014	Indianapolis	4	0
2014	Tennessee	3	3
NFL Totals		54	27

### Starts Breakdown:

2009 - RT 3, LT 1; 2012 - RG 12; 2013 - LG 8; 2014 - RT 1, LT 2

7



## ZACH METTENBERGER

QUARTERBACK • 6'5" • 224 lbs • COLLEGE: LOUISIANA STATE

ACQUIRED: 6TH ROUND - 2014 • NFL EXPERIENCE: ROOKIE

HOMETOWN: WATKINSVILLE, GA.

GAMES PLAYED/GAMES STARTED: 7/6 (PLAYOFFS: 0/0)



**PRO:** The Titans traded up in the sixth round of the 2014 NFL Draft to select Louisiana State signal caller Zach Mettenberger. A two-year starter for the Tigers, Mettenberger possesses the toughness, competitiveness and arm strength to succeed at the pro level. The 6-foot-5-inch, 224-pounder was twice named a permanent team captain by his LSU teammates for the 2012 and 2013 campaigns.

### CAREER HIGHLIGHTS:

- As a senior at Louisiana State, Mettenberger completed 192 of 296 passes for 3,082 yards and 22 touchdowns and just eight interceptions, ranking second in the SEC in pass efficiency.
- Became just the third player in LSU history to pass for 3,000 yards in a season in 2013 with 3,082 yards. Was the only player in LSU history to have back-to-back seasons of 2,500 yards or more (threw for 2,609 yards in 2012).
- Mettenberger's career numbers for the Tigers include 5,783 passing yards (No. 6 in LSU history), 35 touchdowns (No. 5 in LSU history), 407 completions (No. 6 in LSU history) and 659 attempts (No. 7 in LSU history).

### TITANS TIDBITS:

- Mettenberger is a big fan of 1970s and 1980s sports and watches a lot of ESPN Classic shows. He lists basketball great Larry Bird as the person he would most like to meet.
- Mettenberger's mother, Tammy, is an administrative assistant for head coach Mark Richt in the University of Georgia football offices.

### CAREER TRANSACTIONS:

- The Watkinsville, Ga., native was selected by the Titans in the sixth round (178th overall) of the 2014 NFL Draft.

### SEASON RECAPS:

**2014 (7/6):** Appeared in seven games with six starts at quarterback during his rookie campaign. Completed 107 of 179 passes for a team-best 1,412 yards with a team-high eight touchdowns and seven interceptions. Was inactive for seven games and did not play in two contests. Set the franchise rookie record with 345 passing yards at Philadelphia (11/23/14). Made his NFL debut as a reserve in the fourth quarter at Indianapolis (9/28/14). Made his first career NFL start at quarterback against Houston (10/26) and his 299 passing yards were the most in franchise history by a rookie quarterback in his first start.

- At Kansas City (9/7), was inactive.
- Against Dallas (9/14), was inactive.
- At Cincinnati (9/21), was inactive.
- At Indianapolis (9/28), made his NFL debut as a reserve in the fourth quarter and completed two of five passes for 17 yards with an interception.
- Against Cleveland (10/5), was inactive.
- Against Jacksonville (10/12), dressed but did not play.
- At Washington (10/19), dressed but did not play as the backup quarterback.
- Against Houston (10/26), made his first career start at quarterback and completed 27 of 41 passes for 299 yards with two touchdowns and an interception for a 93.4 passer rating. His 299 passing yards were the most in franchise history by a rookie quarterback in his first start. Set up the Titans' first touchdown with a 48-yard strike to Kendall Wright on third-and-three in the third quarter. Extended the Titans' first touchdown drive with a six-yard pass to Derek Hagan on fourth-and-three in the third quarter. Got the Titans in the end zone with a six-yard touchdown toss to Delanie Walker with 2:12 left to play in the third quarter. Concluded the scoring with a 12-yard touchdown connection to Justin Hunter with 56 seconds left to

play in the game.

- At Baltimore (11/9), started at quarterback and completed 16 of 27 passes for 179 yards with a touchdown and an interception. Converted two third downs during the opening drive of the game with pair of completions to Delanie Walker - a 15-yard pass on third-and-nine and a 17-yard connection on third-and-seven. Kept the Titans' touchdown drive alive with a 17-yard pass to Justin Hunter on third-and-nine late in the first quarter. Gave the Titans a 7-0 lead with a three-yard touchdown on a shovel pass to Leon Washington with 20 seconds remaining in the first quarter.
- Against Pittsburgh (11/17), started at quarterback and completed 15 of 24 passes for 263 yards with two touchdowns and an interception for a 110.2 passer rating. The 263 passing yards set a rookie record for Monday Night Football, topping the previous record of 241 yards by Philadelphia's John Reaves in 1972 (Oct. 2, 1972 against the New York Giants). Set up the Titans' first touchdown with a 23-yard pass to Kendall Wright down to the Steelers' nine-yard line in the first quarter. Gave the Titans a 17-13 lead by finding Nate Washington for an 80-yard touchdown on a double move with 32 seconds remaining in the first half. Extended the Titans' final touchdown drive with a 10-yard toss to Chase Coffman on third-and-six in the third quarter. Connected with Justin Hunter on a 36-yard reception to the Steelers' 19-yard line in the third stanza. Gave the Titans a 24-13 advantage with a four-yard touchdown pass to Coffman on third-and-four with 3:42 left to play in the third quarter.
- At Philadelphia (11/23), started at quarterback and set the franchise rookie record with 345 passing yards on 20 of 39 passes with two touchdowns and an interception. Got the Titans on the scoreboard with a 40-yard touchdown connection to Justin Hunter on the first play of the second quarter. Set up the Titans second touchdown with a 68-yard pass to Delanie Walker in the second stanza. Extended the Titans' third scoring drive with a 21-yard pass to Walker on third-and-two in the second quarter. Kickstarted the Titans' final touchdown drive with a 27-yard completion to Walker down to the Eagles' 10-yard line in the final quarter. Connected with Dexter McCluster for a six-yard touchdown pass on fourth-and-six with 5:43 remaining in the game.
- At Houston (11/30), started at quarterback and completed 13 of 19 passes for 184 yards with a touchdown and an interception before leaving the game early in the third quarter with an injury. Connected with Derek Hagan on passes of 20 yards and 19 yards during the Titans' initial touchdown drive in the third quarter. Got the Titans on the scoreboard with a 36-yard touchdown pass to Kendall Wright on the Titans' first drive of the third quarter.
- Against N.Y. Giants (12/7), started at quarterback and completed 14 of 24 passes for 125 yards with an interception before leaving the game early in the fourth quarter with an injury. Connected with Nate Washington for a 30-yard reception in the fourth quarter.
- Against N.Y. Jets (12/14), was inactive.
- At Jacksonville (12/18), was inactive.
- Against Indianapolis (12/28), was inactive.

### COLLEGE:

- Played in 30 games with 25 starts during his three-year career at Louisiana State and posted a 19-6 mark as a starting quarterback. Became just the third player in LSU history to pass for 3,000 yards in a season in 2013 with 3,082 yards. Is the only player in LSU history to have back-to-back seasons of 2,500 yards or more (threw for 2,609 yards in 2012). Spent one year at Georgia before transferring to Butler (Kan.) Community College for the 2010 season. Played one season at Butler Community College leading him team to an 11-1 record and a berth in the JUCO National Championship Game.

**AS A SENIOR (2013)**, started all 12 regular season games for the Tigers, leading LSU to a 9-3 mark. Was injured in fourth quarter of season-finale against Arkansas and missed the Outback Bowl. Connected on 192 of 296 passes for 3,082 yards and 22 touchdowns and just eight interceptions. Ranked second in the SEC in pass efficiency behind Johnny Manziel (172.9) with a 171.4 rating. Just the third player in school history to pass for 3,000-yards or more in a season joining Rohan Davey (3,347 in 2001) and JaMarcus Russell (3,129 in 2006). Was the starting quarterback for the only team in SEC history with a 3,000-yard passer, two 1,000-yard receivers and a 1,000-yard rusher in the same season. Ranked third in school history with a 64.8 completion percentage in 2013 and eighth in completions (192).

- At Alabama-Birmingham (9/7), set a school-record with five touchdown passes in the win.
- At Georgia (9/28), threw for a career-best 372 yards and three touchdowns on 23-of-37 passing with no interceptions in 44-41 loss.
- At Mississippi State (10/5), set career-high with 25 completions on 29 attempts for 340 yards and a pair of touchdowns in a road win. Named SEC Offensive Player of the Week for his performance.
- Against Furman (10/26), his other 300-yard game came in win over Furman with 328 yards and three touchdowns on 16 of 24 passing.

**AS A JUNIOR (2012)**, started all 13 games, leading LSU to a 10-3 overall mark and to three wins over Top 25 teams. Threw for 2,609 yards and 12 touchdowns on 207 of 352 passing. Threw just seven interceptions and his 50:1 ratio of passes to interceptions rates as the best for a single-season in school history for quarterbacks with at least 300 attempts. His 2,609 passing yards ranked as the fifth-highest total in school history. Capped regular-season by throwing for 200 or more yards in four straight games, including three straight SEC games (298 vs. Alabama, 273 vs. Mississippi State, 282 vs. Ole Miss).

- Against Idaho (9/15), registered his first multi-touchdown game of his LSU career, finishing 17 of 22 for 222 yards, two touchdowns and one interception.
- Against Alabama (11/3), had best game as a Tiger in near upset of top-ranked Crimson Tide with then career highs of yards (298) and completions (24). Connected on 24 of 35 passes for Crimson Tide as LSU's offense racked up 435 total yards (298 passing, 172 rushing).
- Against Mississippi State (11/10), threw for 273 yards and two touchdowns on 19 of 30 passing. Fired a 19-yard touchdown pass to Jarvis Landry and a 20-yard touchdown pass to Spencer Ware against the Bulldogs.
- At Arkansas (11/23), wrapped up the regular season with at Arkansas by going 16 of 29 for 217 yards and one touchdown in 20-13 road win over Razorbacks.

**AS A SOPHOMORE (2011)**, played in five games with no starts in his first season at Louisiana State. Completed eight of 11 passes for 92 yards and his first career touchdown on a 19-yard strike to Kadron Boone against Northwestern State.

- At Ole Miss (11/19), ran 25 yards on a bootleg down to the one-yard line.

- Entered late against Auburn, West Virginia, and Kentucky and did not attempt a pass as the team ran out the clock.

**AS A FRESHMAN (2010)**, played one season at Butler Community College leading him team to an 11-1 record and a berth in the JUCO National Championship Game. His team finished year ranked No. 2 in the nation.

- Started all 12 games at Butler, throwing for 2,678 yards and 32 touchdowns with only four interceptions. Connected on 176 of 299 passes for a 58.9 completion percentage.
- Rated as the top-ranked junior college quarterback for the 2011 class by multiple recruiting services.

**AS A FRESHMAN (2009)**, originally signed with the University of Georgia out of high school. Did not see any game action at Georgia. Spent one year at Georgia before transferring to Butler (Kan.) Community College for the 2010 season.

#### **PERSONAL:**

- Single, splits time between Nashville and Watkinsville, Ga.
- Four-year letterwinner at Oconee County (Ga.) High School. Graduated early and enrolled at Georgia in January of 2009.
- As a senior, threw for 2,106 yards with 19 touchdowns and only six interceptions. Also ran for four scores. Was an Offense-Defense All-American selection as a senior and participated in the Hawai'i-Polynesian vs. Mainland All-American Bowl. Was also invited to the 2008 EA Sports Elite 11 Camp.
- Received 2008 *Atlanta-Journal Constitution* Georgia 150, Super Southern 100, and Class AAA All-State honorable mention and was named MVP of Elite 11 Alabama Nike Camp.
- Was the 2008 Offensive Player of the Year and Coaches Award recipient at Oconee. Was selected for the All-County and All-Region first-team units.
- As a junior, threw for 1,333 yards and 10 touchdowns while completing 117 of 189 attempts (61.9 percent).
- As a sophomore, threw for four touchdowns and 671 yards, connecting on 53 of 86 attempts (61.6 percent) in five games under center.
- Graduated from Louisiana State in December of 2013.
- On Twitter: @mettshow
- List of favorites: (movie) "Anchorman: The Legend of Ron Burgundy"; (TV show) "Game of Thrones"; (actor) Vince Vaughn; (music artist) Red Hot Chili Peppers; (school subject) history; (car) 1994 Chevrolet Astro Van; (athlete as a child) Greg Maddux; (food) Mexican; and (pro sports team as a child) Atlanta Braves.
- Born Zachary Rich Mettenberger on July 16, 1991 in Athens, Ga.

## ZACH METTENBERGER'S COLLEGE STATISTICS

Year	Team	GP/GS	PASSING											RUSHING				
			Att	Cmp	Pct	Yds	Yd/Att	TD	INT	Lg	Sk	Yds	Rat	Att	Yds	Avg	Lg	TD
2010	Butler CC	12/12	299	176	58.9	2,678	9.0	32	4	81	NA	NA	166.7	64	-124	-1.9	17	2
2011	LSU	5/0	11	8	72.7	92	8.4	1	0	24	NA	NA	173.0	2	28	14.0	25	0
2012	LSU	13/13	352	207	58.8	2,609	7.4	12	7	56	NA	NA	128.3	47	-208	-4.4	7	0
2013	LSU	12/12	296	192	64.9	3,082	10.4	22	8	63	NA	NA	171.4	34	-133	-3.9	10	0
<b>College Totals</b>			<b>42/37</b>	<b>958</b>	<b>583</b>	<b>60.9</b>	<b>8,461</b>	<b>8.8</b>	<b>67</b>	<b>19</b>	<b>81</b>	<b>NA</b>	<b>154.2</b>	<b>147</b>	<b>-437</b>	<b>-3.0</b>	<b>25</b>	<b>2</b>

### LSU Single-Game Highs

Attempts - 37 (Twice, last at Georgia 9/28/13)

Completions - 25 at Mississippi State (10/5/13)

Passing Yards - 372 at Georgia (9/28/13)

Touchdown Passes - 5 vs. Alabama-Birmingham (9/7/13)

Passer Rating - 295.7 vs. Alabama-Birmingham (9/7/13)

Rushing Attempts - 6 (Three times, last at Alabama 11/9/13)

Rushing Yards - 25 at Mississippi (11/19/11)

Long Rush - 25 at Mississippi (11/19/11)

## ZACH METTENBERGER'S GAME-BY-GAME

2014 Tennessee Titans				PASSING											RUSHING				
Date	Opp	W/L	P/S	Att	Cmp	Pct	Yds	Yds/Att	TD	Int	Lg	Sk	Lst	Rating	Att	Yds	Avg	Lg	TD
Sept 7	@ KC	W	IA																
Sept 14	Dal	L	IA																
Sept 21	@ Cin	L	IA																
Sept 28	@ Ind	L	p	5	2	40.0	17	3.4	0	1	12	0	0	10.0	0	0	-	0	0
Oct 5	Cle	L	IA																
Oct 12	Jax	W	DNP																
Oct 19	@ Was	L	DNP																
Oct 26	Hou	L	S	41	27	65.9	299	7.3	2	1	48	2	9	93.4	1	-1	-1.0	-1	0
Nov 9	@ Bal	L	S	27	16	59.3	179	6.6	1	1	20	5	36	76.0	0	0	-	0	0
Nov 17	Pit	L	S	24	15	62.5	263	11.0	2	1	80t	0	0	110.2	0	0	-	0	0
Nov 23	@ Phi	L	S	39	20	51.3	345	8.8	2	1	68	5	46	88.1	2	-2	-1.0	-1	0
Nov 30	@ Hou	L	S	19	13	68.4	184	9.7	1	1	36t	1	14	95.1	1	8	8.0	8	0
Dec 7	NYG	L	S	24	14	58.3	125	5.2	0	1	30	5	33	55.0	1	-1	-1.0	-1	0
Dec 14	NYJ	L	IA																
Dec 18	@ Jax	L	IA																
Dec 28	Ind	L	IA																
<b>Totals</b>		<b>2-14</b>	<b>7/6</b>	<b>179</b>	<b>107</b>	<b>59.8</b>	<b>1,412</b>	<b>7.9</b>	<b>8</b>	<b>7</b>	<b>80t</b>	<b>18</b>	<b>138</b>	<b>83.4</b>	<b>5</b>	<b>4</b>	<b>0.8</b>	<b>8</b>	<b>0</b>

## ZACH METTENBERGER'S NFL STATISTICS

REGULAR SEASON						PASSING								RUSHING					
Year	Team	GP/GS	Att	Cmp	Pct	Yds	Yd/Att	TD	INT	Lg	Sk	Yds	Rat	Att	Yds	Avg	Lg	TD	
2014	Tenn.	7/6	179	107	59.8	1,412	7.9	8	7	80t	18	138	83.4	5	4	0.8	8	0	
NFL Totals		7/6	179	107	59.8	1,412	7.9	8	7	80t	18	138	83.4	5	4	0.8	8	0	

Career record as starter: 0-6 (.000)

### Single-Game Highs

Attempts - **41 vs. Houston (10/26/14)**

Completions - **27 vs. Houston (10/26/14)**

Passing Yards - **345 at Philadelphia (11/23/14)**

Touchdown Passes - **2 (Three times, last at Philadelphia 11/23/14)**

Long Completion - **80t vs. Pittsburgh (11/17/14)**

Rushes - **2 at Philadelphia (11/23/14)**

Rushing Yards - **8 at Houston (11/30/14)**

Long Rush - **8 at Houston (11/30/14)**

Rushing Touchdown -



56



## DONTAY MOCH

LINEBACKER • 6'2" • 257 lbs • COLLEGE: NEVADA

ACQUIRED: FREE AGENT - 2014 • NFL EXP. (NFL/TITANS): 3/1

HOMETOWN: CHANDLER, ARIZ.

GAMES PLAYED/GAMES STARTED: 8/0 (PLAYOFFS: 0/0)



**PRO:** The Titans added Dontay Moch from their practice squad to the active roster on Nov. 25, 2014 to provide depth on special teams and at outside linebacker. The 6-foot-2-inch, 257-pounder entered the NFL as a third-round pick of the Cincinnati Bengals in 2011 and has also spent time with the Arizona Cardinals.

### TITANS TIDBITS:

- Moch was a decorated high school track athlete. He captured the Arizona state title in the 200-meter dash event twice, including at the 2005 5A State meet with a personal-record time of 21.8 seconds. One year later at the same 5A State Meet, he took gold in the 100-meter dash event, recording a personal-best time of 10.77 seconds. He also ran the lead leg on the Hamilton 4x100m relay squad, helping them win the state title with a time of 41.89 seconds.

### CAREER TRANSACTIONS:

- The Chandler, Ariz., native was originally selected by the Cincinnati Bengals in the third round (66th overall) of the 2011 NFL Draft.
- Released by the Bengals on Aug. 31, 2013.
- Signed by the Arizona Cardinals to their practice squad on Sept. 2, 2013 and added to the Cardinals' active roster on Sept. 23, 2013.
- Released by the Cardinals on March 13, 2014.
- Claimed by the Bengals off waivers from the Cardinals on March 14, 2014.
- Released by the Bengals on Aug. 30, 2014.
- Signed by the Titans to their practice squad on Sept. 1, 2014.
- Signed by the Titans to the active roster from the practice squad on Nov. 25, 2014.

### SEASON RECAPS:

**2014 (3/0 - Tennessee):** Appeared in three games as a reserve outside linebacker and collected four tackles, a quarterback pressure and a pass defended. Was inactive for two games. Spent the first 11 weeks on the Titans' practice squad before being elevated to the active roster on Nov. 25.

- At Houston (11/30), made his Titans debut and notched two tackles and a quarterback pressure.
- Against N.Y. Giants (12/7), played as a reserve at outside linebacker and totaled a pass defended. Battled down a pass intended for Orleans Darkwa late in the second quarter.
- Against N.Y. Jets (12/14), saw action as a reserve at outside linebacker and collected two tackles.
- At Jacksonville (12/18), was inactive.
- Against Indianapolis (12/28), was inactive.

**2013 (4/0 - Arizona):** Opened regular season on the Cardinals' practice squad, and signed to Cardinals' active roster prior to Game 4. Played in four games and registered two tackles, a sack and a special teams tackle. Was inactive for eight games.

- At Tampa Bay (9/29), collected his first career sack dropping Mike Glennon for a nine-yard loss.

**2012 (1/0, 0/0 - Cincinnati):** Was out for Games 1-4 on NFL suspension (performance-enhancing substances policy). Activated to roster on Oct. 8 and made his NFL debut at Cleveland (10/14). Was inactive for Game 7, and was placed on Reserve/Non-Football Illness list on Nov. 2.

**2011 (0/0, 0/0 - Cincinnati):** Spent the entire season and postseason on Bengals roster as a rookie. Was inactive for all 16 games and Wild Card playoff, due in part to foot injury suffered in preseason opener and to migraines which limited his availability later in the year.

### COLLEGE:

- Played four seasons (2007-10) at Nevada and saw action in 53 games with 39 starts, including starts in 39 of 40 over final three seasons.
- His 63 tackles-for-loss shattered former Western Athletic Conference record of 50.5, and his 30 sacks ranked second in WAC annals, just one short of record. His school-record nine career forced fumbles ranked third in WAC history.
- As senior in 2010, helped lead Wolf Pack to No. 11 AP final ranking and 13-1 record. Was credited with 8.5 sacks, and broke his own school record with 22 tackles for loss, tied for most in WAC history.
- As junior in 2009, became first Nevada player to win WAC Defensive Player of the Year.
- Was redshirted in 2006.

### PERSONAL:

- Attended Hamilton High School in Chandler, Ariz., helping lead football team to state titles in both junior and senior seasons.
- Academically, earned Nevada Student Athlete of the Week in 2010.
- Has a daughter, Jaylynn and a son, Dontay Jr.
- Has two sisters, Brittany and Monesha and two brothers, Tyree and Mekell Wesley, who played football at San Diego State.
- His last name is pronounced "MOKE."
- Born Dontay Courtney Moch on July 19, 1988 in Phoenix, Ariz.

## DONTAY MOCH'S GAME-BY-GAME

2014 Tennessee Titans

Date	Opp	W/L	P/S	Tot	Solo	Asst	Sk	- Yds	QBP	TFL	Int	- Yds	-TD	PD	FF	FR	- Yds	SpT
Nov 30	@ Hou	L	p	2	1	1	0.0	0.0	1	0	0	0	0	0	0	0	0	0
Dec 7	NYG	L	p	0	0	0	0.0	0.0	0	0	0	0	0	1	0	0	0	0
Dec 14	NYJ	L	p	2	2	0	0.0	0.0	0	0	0	0	0	0	0	0	0	0

Dec 18 @ Jax L IA

Dec 28 Ind L IA

Totals 0-5 3/0 4 3 1 0.0 0.0 1 0 0 0 0 1 0 0 0 0

## DONTAY MOCH'S NFL STATISTICS

### REGULAR SEASON

### TACKLES

### INTERCEPTIONS

### FUMBLES

Year	Team	GP	GS	Tot	Solo	Asst	Sk	Yds	QBP	TFL	No	Yds	Lg	TD	PD	FF	FR	Yds	SpT
2011	Cincinnati	0	0	0	0	0	0.0	0.0	0	0	0	0	0	0	0	0	0	0	0
2012	Cincinnati	1	0	0	0	0	0.0	0.0	0	0	0	0	0	0	0	0	0	0	0
2013	Arizona	4	0	2	2	0	1.0	9.0	0	0	0	0	0	0	0	0	0	0	1
2014	Tennessee	3	0	4	3	1	0.0	0.0	1	0	0	0	0	0	1	0	0	0	0
NFL Totals		8	0	6	5	1	1.0	9.0	1	0	0	0	0	0	1	0	0	0	1

### Single-Game Highs

Tackles - 2 (Twice, last vs. N.Y. Jets 12/14/14)

Passes Defensed - 1 vs. N.Y. Giants (12/7/14)

Sacks - 1 at Tampa Bay (9/29/13)

91



## DERRICK MORGAN

OUTSIDE LINEBACKER • 6'3" • 261 lbs

COLLEGE: GEORGIA TECH • ACQUIRED: 1ST ROUND - 2010

NFL EXP. (NFL/TITANS): 5/5 • HOMETOWN: COATESVILLE, PA.

GAMES PLAYED/GAMES STARTED: 66/56 (PLAYOFFS: 0/0)



**PRO:** Derrick Morgan enjoyed a productive 2013 season and continued to show the promise that made him the Titans' 2010 first-round draft choice. He played in 15 games at defensive end and ranked second on the team with six sacks and eight quarterback pressures. In 2012, he started all 16 games and led the team with 6.5 sacks and 19 quarterback pressures. In 2011, the Georgia Tech product appeared in 15 games in his second season and led the team with 20 quarterback pressures after returning to the field following a rookie campaign that was cut short by a season-ending knee injury in the team's fourth game. Morgan is an explosive defender equally adept at rushing the passer and stopping the run. Morgan has a reputation as a gritty player with a non-stop motor, and he has the ability to play on either side of the defensive line or at outside linebacker.

### CAREER HIGHLIGHTS:

- In 2013, Morgan finished second on the Titans with six sacks and eight quarterback pressures.
- In 2012, Morgan led the team with 6.5 sacks and 19 quarterback pressures, while also posting a career-high 66 tackles.
- In 2011, Morgan appeared in 15 games and led the team with 20 quarterback pressures. He also tallied 47 tackles, 2.5 sacks, three tackles for loss and two passes defended.
- As a rookie in 2010, saw action in four games and amassed 10 tackles and 1.5 sacks before being placed on season-ending injured reserve.
- In 2009, Morgan's junior year, he won Conference Defensive Player of the Year honors after leading the ACC with 12.5 sacks and finishing second in the conference with 18.5 tackles for loss.

### TITANS TIDBITS:

- Morgan changed his jersey number from 90 to 91 during the 2012 offseason. He is familiar with the number 91, having worn it during his three seasons at Georgia Tech. Former Titans defensive lineman Jason Jones wore 91 in Morgan's first two seasons with the club.
- Morgan credits his mother, Pamela Wooden, as his primary role model in life. He also says that she should be credited with his football success, since, even as a single parent, she managed to take him to every practice and every game during his youth.
- Morgan experienced the 2010 NFL Draft as one of the players invited by the league to Radio City Music Hall. He was surrounded by his mother, father, grandparents and other loved ones when NFL Commissioner Roger Goodell announced his name with the 16th overall pick.

### CAREER TRANSACTIONS:

- The Coatesville, Pa., native was selected by the Titans in the first round (16th overall) of the 2010 NFL Draft.

### SEASON RECAPS:

**2014 (16/16):** Started all 16 games at outside linebacker and led the team with 6.5 sacks. Tied for the team lead and set career-best marks with 26 quarterback pressures and 13 tackles for loss. Posted a career-high 82 tackles, nine passes defended and two forced fumbles. Led or tied for the team lead in tackles twice in 2014 (at PHI, at JAX). Led or tied for the team lead in quarterback pressures eight times in 2014 (at KC, vs. DAL, at IND, vs. CLE, vs. JAX, at WAS, at BAL, at JAX). Led or tied for the team lead in sacks five times in 2014 (at WAS, at BAL, at PHI, vs. NYJ, at JAX). Tied for the team lead in passes defended three times in 2014 (at KC, at BAL, at JAX).

- At Kansas City (9/7), started at outside linebacker and collected four tackles. Tied for the team lead with a career-high tying four quarterback pressures and two passes defended. Knocked down a pass intended

for Travis Kelce in the second quarter. Batted down a pass intended for Donnie Avery in the final stanza.

- Against Dallas (9/14), started at outside linebacker and notched five solo tackles and a team-best two quarterback pressures. Stuffed DeMarco Murray for no gain on a rush off right tackle in the second quarter. Teamed with Wesley Woodyard to stop Murray for no gain on a rush off left guard in the third quarter. Stopped DeMarco Murray for no gain on a rush off right guard in the fourth quarter.
- At Cincinnati (9/21), started at outside linebacker and posted two tackles.
- At Indianapolis (9/28), started at outside linebacker and amassed a tackle, a pass defended and tied for the team lead three quarterback pressures. Broke up a pass intended for Coby Fleener in the second quarter.
- Against Cleveland (10/5), started at outside linebacker and registered five tackles, a team-high two quarterback pressures and a pass defended. Broke up a pass intended for Jim Dray in the second quarter.
- Against Jacksonville (10/12), started at outside linebacker and totaled two tackles, a team-high four quarterback pressures and a pass defended. Batted down a pass intended for Cecil Shorts III on the final drive in the fourth quarter.
- At Washington (10/19), started at outside linebacker and collected seven tackles, including a sack, a forced fumble, two quarterback pressures and two stops for loss. Strip-sacked Kirk Cousins and the fumble was recovered by Avery Williamson in the first quarter. Stonewalled Roy Helu for a three-yard loss on a short pass in the second quarter. Stuffed Roy Helu for a one-yard loss on a rush off right guard late in the fourth quarter.
- Against Houston (10/26), started at outside linebacker and posted four tackles and a pass defended. Deflected a pass intended for DeAndre Hopkins late in the second quarter.
- At Baltimore (11/9), started at outside linebacker and tallied five tackles, including a sack, a stop for loss, two quarterback pressures and a pass defended. Deflected a pass intended for Crockett Gillmore in the second stanza. Dropped Joe Flacco for an eight-yard sack on the final play of the first half.
- Against Pittsburgh (11/17), started at outside linebacker and notched six tackles, including a half sack and a pass defended. Teamed with Avery Williamson to sack Ben Roethlisberger for a one-yard loss in the second quarter.
- At Philadelphia (11/23), started at outside linebacker and led the team with a career-high 13 tackles, including a sack, three stops for loss and two quarterback pressures. Dropped LeSean McCoy for a one-yard loss on a rush off right end in the third stanza. Sacked Marck Sanchez for a two-yard loss in the fourth quarter. Stuffed Chris Polk for a two-yard loss on the third-and-five run late in the fourth quarter.
- At Houston (11/30), started at outside linebacker and notched six tackles, including two stops for loss and a quarterback pressure. Pounced on Ryan Fitzpatrick for a four-yard loss on a rush up the middle in the first quarter. Teamed with Avery Williamson to stop Damaria Johnson for a seven-yard loss on a reverse in the fourth quarter.
- Against N.Y. Giants (12/7), started at outside linebacker and totaled three tackles and two quarterback pressures.
- Against N.Y. Jets (12/14), started at outside linebacker and collected six tackles, including a sack, a stop for loss and a quarterback pressure. Dropped Geno Smith for a nine-yard sack in the fourth quarter.
- At Jacksonville (12/18), started at outside linebacker and tied for the team lead with six tackles, including two sacks, a forced fumble, a stop for loss, a pass defended and a quarterback pressure. Came off the edge and strip-sacked Blake Bortles for a six-yard loss but the fumble was recovered by the Jaguars in the second quarter. Deflected a pass intended for Allen

Hurns late in the second quarter. Ended a Jaguars' drive by dropping Bortles for a six-yard sack on third-and-10 in the fourth quarter.

- Against Indianapolis (12/28), started at outside linebacker and tallied seven tackles, including a team-high three stops for loss and a quarterback pressure. Stuffed Dan Herron for no gain on a rush off right tackle in the third quarter. Tackled Zurlon Tipton for no gain on a third-and-one rush in the fourth quarter. On the next play, stonewalled Tipton for a one-yard loss on a fourth-and-one rush. Nailed Tipton for no gain on a rush off right guard in the final stanza.

**2013 (15/14):** Played in 15 games with 14 starts at defensive end and ranked second on the team with six sacks and eight quarterback pressures. Registered 54 tackles, including three stops for loss, a pass defended, a forced fumble and a fumble recovery. Led or tied for the team lead in sacks five times in 2013 (at HOU, vs. JAX, vs. IND, at JAX, vs. HOU). Led or tied for the team lead in quarterback pressures six times in 2013 (at PIT, at HOU, vs. SD, vs. NYJ, vs. JAX, vs. IND).

- At Pittsburgh (9/8), started at defensive end and tallied four tackles, including a sack and two quarterback pressures. Dropped Ben Roethlisberger for a five-yard sack on the final play of the first half.
- At Houston (9/15), started at defensive end and compiled four tackles, including a sack, a stop for loss and a quarterback pressure. Stonewalled Arian Foster for a three-yard loss on a rush off left tackle in the third quarter. Dropped Matt Schaub for a seven-yard sack in the fourth quarter.
- Against N.Y. Jets (9/29), started at defensive end and posted four tackles, including a stop for loss and two quarterback pressures. Combined with Michael Griffin to stonewall Alex Green for a two-yard loss on a fourth-and-one toss in the fourth quarter.
- At St. Louis (11/3), started at defensive end and collected two tackles and a fumble recovery. Recovered a Kellen Clemens fumble at the Rams' 19-yard line after a Jurrell Casey strip-sack in the fourth quarter.
- Against Jacksonville (11/10), started at defensive end and notched eight tackles, a sack, a tackle for loss and a quarterback pressure. Stuffed Maurice Jones-Drew for no gain on a rush up the middle in the second quarter. Teamed with Sammie Hill to stuff Jones-Drew for a two-yard loss on a carry off left tackle in the second quarter. Halted a Jaguars' drive by dropping Chad Henne for a nine-yard sack on third-and-six in the fourth quarter. Combined with Michael Griffin to stuff Jones-Drew for a two-yard loss on a rush off right end in the fourth quarter.
- Against Indianapolis (11/14), started at defensive end and compiled five tackles, including a sack and a quarterback pressure. Forced the Colts to settle for a field goal by dropping Andrew Luck for a three-yard sack on third-and-five late in the second quarter.
- At Indianapolis (12/1), started at defensive end and amassed three tackles and a forced fumble. During a Jurrell Casey sack forced an Andrew Luck fumble but the ball was recovered by the Colts in the second quarter.
- At Jacksonville (12/22), started at defensive end and tied for the team lead with a career-high nine tackles, including a sack. Sacked Chad Henne for a seven-yard loss in the third quarter.
- Against Houston (12/29), started at defensive end and tallied four tackles, including a sack. Dropped Matt Schaub for a six-yard sack in the fourth quarter.

**2012 (16/16):** Started all 16 games at defensive end for the first time in his career. Led the team with 6.5 sacks and 19 quarterback pressures. Also posted a career-high 66 tackles, five tackles for loss, five passes defended, a forced fumble and a fumble recovery. Tied a career-best with eight tackles against New England (9/9/12). Led or tied for the team lead in sacks three times in 2012 (at SD, vs. PIT, vs. JAX). Led or tied for the team lead in quarterback pressures seven times in 2012 (vs. DET, vs. PIT, vs. CHI, at MIA, at JAX, vs. NYJ, at GB). Tied for the team lead in passes defended once in 2012 (at BUF).

- Against New England (9/9), started at defensive end and tied a career-high with eight tackles, including a stop for loss. Stopped Stevan Ridley for a one-yard loss on a rush off right end early in the third quarter. Stuffed Brandon Bolden for no gain on a rush off left tackle late in the fourth quarter.
- At San Diego (9/16), started at defensive end and totaled five tackles, including a sack, a tackle for loss and a quarterback pressure. Teamed with Robert Johnson to stop Curtis Brinkley for a third-yard loss on a rush off right end in the first stanza. Stopped Eddie Royal for a two-yard loss on a short pass in the second quarter. Ended a Chargers' drive by sacking Philip Rivers for a five-yard loss on third-and-four late in the second quarter.
- Against Pittsburgh (10/11), started at defensive end and posted two

tackles, including a sack, a stop for loss, two quarterback pressures and a pass defended. Knocked down a pass intended for Antonio Brown in the second quarter. Ended a Steelers' drive by sacking Ben Roethlisberger for a seven-yard loss on third-and-six in the second quarter. Teamed with Kamerion Wimbley to stop Baron Batch for no gain on a rush up the middle early in the fourth quarter. Stonewalled Batch for a one-yard loss on a rush up the middle in the fourth quarter.

- At Buffalo (10/21), started at defensive end and posted five tackles, a fumble recovery and a pass defended. Teamed with Kamerion Wimbley to stuff C.J. Spiller for a three-yard loss on a rush off right guard in the second stanza. Batted down a pass intended for Fred Jackson in the second quarter. Pounced on a fumble at the Buffalo 32-yard line after Kamerion Wimbley came off the edge and strip-sacked Ryan Fitzpatrick early in the third quarter. Helped get the Titans' offense the ball back late in the fourth quarter by pressuring Ryan Fitzpatrick on a third-and-seven pass that was then intercepted by Jason McCourty along the sideline.
- Against Indianapolis (10/28), started at defensive end and tallied two tackles, a half sack, a forced fumble, a quarterback pressure and a pass defended. Batted down a pass intended for Reggie Wayne at the line of scrimmage in the second quarter. Combined with Kamerion Wimbley to drop Andrew Luck for a four-yard sack and forced a fumble that was recovered by the Colts in the second quarter.
- At Miami (11/11), started at defensive end and recorded three tackles, a team-best four quarterback pressures, a tackle for loss and a pass defended. Stonewalled Reggie Bush for a three-yard loss on a rush off right tackle in the first quarter. Batted down a pass at the line of scrimmage that was intended for Lamar Miller in the second quarter.
- At Indianapolis (12/9), started at defensive end and tallied three tackles, including a sack. Halted a Colts' drive by dropping Andrew Luck for a eight-yard sack on third-and-seven in the second quarter.
- Against N.Y. Jets (12/17), started at defensive end and registered four tackles, including a sack and two quarterback pressures. Sacked Mark Sanchez for a seven-yard loss in the second quarter.
- Against Jacksonville (12/30), started at defensive end and recorded three tackles, including two sacks. Stonewalled Keith Toston for no gain on a Wildcat run in the first quarter. Combined with Kamerion Wimbley to sack Chad Henne for a seven-yard loss in the second quarter. Ended a Jaguars' drive by sacking Chad Henne for a six-yard loss on third-and-five late in the second quarter. Halted a Jaguars' drive by teaming with Akeem Ayers to drop Chad Henne for a six-yard sack on third-and-12 in the fourth quarter.

**2011 (15/10):** Appeared in 15 games with 10 starts and led the team with 20 quarterback pressures. Added 47 tackles, 2.5 sacks, three tackles for loss and two passes defended. Tied for the team lead in tackles once in 2011 (at IND). Tied for the team lead in sacks twice in 2011 (vs. BAL, at CLE). Led or tied for the team lead in quarterback pressures six times in 2011 (at PIT, vs. IND, vs. CIN, at BUF, vs. NO, vs. JAX). Made his first career start against Indianapolis (10/30/11). Was inactive for the season opener at Jacksonville (9/11).

- Against Baltimore (9/18), returned to the lineup as a reserve defensive end and tallied three tackles, a sack and two quarterback pressures. Dropped Joe Flacco for a five-yard sack on the final play of the game.
- Against Denver (9/25), played in a reserve role at defensive end and notched three tackles, including a stop for loss and a quarterback pressure. Completed a four-play goalline stand by stuffing Willis McGahee for a one-yard loss on a fourth-and-one rush in the final stanza.
- At Cleveland (10/2), played in a reserve role at defensive end and collected three solo tackles, including a sack and a quarterback pressure. Dropped Colt McCoy for a sack late in the fourth quarter.
- Against Indianapolis (10/30), made his first career start at defensive end and posted four tackles, three quarterback pressures and a pass defended. Batted down a pass intended for Pierre Garcon at the line of scrimmage late in the fourth quarter.
- Against Cincinnati (11/6), started at defensive end and notched three tackles, including a stop for loss and a team-best three quarterback pressures. Dropped Cedric Benson for a one-yard loss on a rush off right guard early in the third quarter.
- At Indianapolis (12/18), started at defensive end and tied for the team lead with eight tackles.
- Against Jacksonville (12/24), started at defensive end and totaled seven tackles, a team-best three quarterback pressures, a stop for loss and a pass defended. Stuffed Maurice Jones-Drew for a three-yard loss on a rush off right tackle in the first quarter. Batted down a pass intended for Jarett Dilliard at the line of scrimmage in the second quarter.
- At Houston (1/1), started at defensive end and collected three tackles,



including a half sack and a quarterback pressure. Teamed with Jurrell Casey to drop T.J. Yates for a five-yard sack on the Texans' first play from scrimmage.

**2010 (4/0):** Appeared in four games as a reserve defensive end and collected 10 tackles and 1.5 sacks. Placed on injured reserve on Oct. 5, 2010 with a knee injury. Collected his first career sack in his first career game against Oakland (9/12/10). Tied for the team lead in sacks once in 2010 (vs. OAK).

- Against Oakland (9/12), played in a reserve role at defensive end in his first NFL contest and posted a sack and a pass defended. Registered his first career sack by dropping Jason Campbell for an eight-yard loss in the first quarter. Batted down a pass intended for Darren McFadden in the fourth quarter.
- Against Pittsburgh (9/19), played in a reserve role at defensive end and collected five tackles, including a half sack. Halted a Steelers' drive by combining with Tony Brown to sack Charlie Batch for a five-yard loss on third-and-15 in the third quarter.
- Against Denver (10/3), played in a reserve role at defensive end before leaving the game in the second quarter with an injury.

#### **COLLEGE:**

- In three seasons at Georgia Tech, Morgan totaled 115 tackles, 19.5 sacks, 29.5 tackles for loss, five passes defended, six fumble recoveries and two forced fumbles in 39 games. He played in 12 games as a reserve defensive end during his freshman season and then started all 27 of the team's games during his sophomore and junior seasons at left defensive end. His 19.5 sacks ranked seventh in Georgia Tech history.
- As a junior (2009), named the ACC Defensive Player of the Year after leading the conference (eighth in nation) with 12.5 sacks, which tied for fourth on school's single-season record list. During his team's ACC Championship season, his career-best 55 tackles ranked fifth on the squad. With 18.5 tackles for losses, he ranked second in the ACC and also tied for seventh on Tech's annual record chart. He added one pass defended, two

fumble recoveries and two forced fumbles in 14 games. Earned first-team All-American honors from The NFL Draft Report, Associated Press and American Football Coaches Association, and added second-team honors from Walter Camp, *Sports Illustrated* and *The Sporting News*.

- As a sophomore (2008), started all 13 games and ranked second on the team (eighth in ACC) with seven sacks. Also led the team's defensive linemen with 51 tackles and added 9.5 tackles for loss, three passes defended, four fumble recoveries (tied for second in nation) and one blocked field goal.
- As a freshman (2007), saw action in 12 of 13 games as a reserve and registered nine tackles, 1.5 tackles for loss and one pass defended.
- Enrolled in January 2007 and participated in spring practice.
- Majored in business management.

#### **PERSONAL:**

- Married and has a son, Elias Lee Morgan.
- Splits time between Nashville and Coatesville, Pa.
- Listed by Rivals.com and SuperPrep as the first-overall prospect in Pennsylvania when he was coming out of Coatesville (Pa.) High School. He earned first-team All-State and league Defensive Player of the Year honors after collecting seven sacks, six tackles for loss and 47 tackles as a senior defensive end. He also recorded 523 yards and eight touchdowns as a running back.
- Member of Kappa Alpha Psi fraternity.
- Follow Morgan on Twitter at @dmorg91.
- List of favorites: (movie) "Boyz n the Hood"; (TV show) "The Fresh Prince of Bel Air"; (actor) Will Smith; (music artist) The Notorious B.I.G.; (school subject) entrepreneurship; (video game) Call of Duty; (food) pizza; (sports hero) Jerry Rice; and (sports team as a child) San Francisco 49ers.
- Born Derrick Lee Morgan on Jan. 6, 1989 in Lancaster, Pa.

## DERRICK MORGAN'S GAME-BY-GAME

### 2010 Tennessee Titans

Date	Opp	W/L	P/S	Tot Solo	Asst	Sk	- Yds	QBP	TFL	Int	- Yds	-TD	PD	FF	FR	- Yds	SpT
Sept 12	Oak	W	p	1	1	0	1.0	8.0	1	0	0	0	0	1	0	0	0
Sept 19	Pit	L	p	5	2	3	0.5	2.5	0	0	0	0	0	0	0	0	0
Sept 26	@ NYG	W	p	4	3	1	0.0	0.0	0	0	0	0	0	0	0	0	0
Oct 3	Den	L	p	0	0	0	0.0	0.0	0	0	0	0	0	0	0	0	0
Oct 10	@ Dal			Placed on injured reserve on Oct. 5, 2010													
Oct 18	@ Jax																
Oct 24	Phi																
Oct 31	@ SD																
Nov 14	@ Mia																
Nov 21	Was																
Nov 28	@ Hou																
Dec 5	Jax																
Dec 9	Ind																
Dec 19	Hou																
Dec 26	@ KC																
Jan 2	@ Ind																
<b>Totals</b>			2-2	4/0	10	6	4	1.5	10.5	1	0	0	0	1	0	0	0

### 2011 Tennessee Titans

Date	Opp	W/L	P/S	Tot Solo	Asst	Sk	- Yds	QBP	TFL	Int	- Yds	-TD	PD	FF	FR	- Yds	SpT
Sept 11	@ Jax	L	IA	3	3	0	1.0	5.0	2	0	0	0	0	0	0	0	0
Sept 18	Bal	W	p	3	1	2	0.0	0.0	1	1	0	0	0	0	0	0	0
Sept 25	Den	W	p	3	1	2	0.0	0.0	1	1	0	0	0	0	0	0	0
Oct 2	@ Cle	W	p	3	3	0	1.0	1.0	1	0	0	0	0	0	0	0	0
Oct 9	@ Pit	L	p	2	0	2	0.0	0.0	2	0	0	0	0	0	0	0	0
Oct 23	Hou	L	p	1	0	1	0.0	0.0	0	0	0	0	0	0	0	0	0
Oct 30	Ind	W	S	4	2	2	0.0	0.0	3	0	0	0	1	0	0	0	0
Nov 6	Cin	L	S	3	1	2	0.0	0.0	3	1	0	0	0	0	0	0	0
Nov 13	@ Car	W	S	3	2	1	0.0	0.0	0	0	0	0	0	0	0	0	0
Nov 20	@ Atl	L	S	2	1	1	0.0	0.0	0	0	0	0	0	0	0	0	0
Nov 27	TB	W	S	0	0	0	0.0	0.0	0	0	0	0	0	0	0	0	0
Dec 4	@ Buf	W	S	1	0	1	0.0	0.0	2	0	0	0	0	0	0	0	0
Dec 11	NO	L	S	4	1	3	0.0	0.0	2	0	0	0	0	0	0	0	0
Dec 18	@ Ind	L	S	8	4	4	0.0	0.0	0	0	0	0	0	0	0	0	0
Dec 24	Jax	W	S	7	5	2	0.0	0.0	3	1	0	0	1	0	0	0	0
Jan 1	@ Hou	W	S	3	0	3	0.5	2.5	1	0	0	0	0	0	0	0	0
<b>Totals</b>			9-7	15/10	47	23	24	2.5	8.5	20	3	0	0	2	0	0	0

### 2012 Tennessee Titans

Date	Opp	W/L	P/S	Tot Solo	Asst	Sk	- Yds	QBP	TFL	Int	- Yds	-TD	PD	FF	FR	- Yds	SpT
Sept 9	NE	L	S	8	7	1	0.0	0.0	0	1	0	0	0	0	0	0	0
Sept 16	@ SD	L	S	5	3	2	1.0	6.0	1	1	0	0	0	0	0	0	0
Sept 23	Det	W	S	5	3	2	0.0	0.0	2	0	0	0	0	0	0	0	0
Sept 30	@ Hou	L	S	4	3	1	0.0	0.0	1	1	0	0	0	0	0	0	0
Oct 7	@ Min	L	S	6	2	4	0.0	0.0	0	0	0	0	0	0	0	0	0
Oct 11	Pit	W	S	2	1	1	1.0	7.0	2	1	0	0	1	0	0	0	0
Oct 21	@ Buf	W	S	5	1	4	0.0	0.0	0	0	0	0	1	0	1	0	0
Oct 28	Ind	L	S	2	0	2	0.5	2.0	1	0	0	0	1	1	0	0	0

Nov 4	Chi	L	S	5	1	4	0.0	0.0	1	0	0	0	0	1	0	0	0
Nov 11	@ Mia	W	S	3	1	2	0.0	0.0	4	1	0	0	0	1	0	0	0
Nov 25	@ Jax	L	S	3	3	0	0.0	0.0	1	0	0	0	0	0	0	0	0
Dec 2	Hou	L	S	5	3	2	0.0	0.0	1	0	0	0	0	0	0	0	0
Dec 9	@ Ind	L	S	3	3	0	1.0	8.0	0	0	0	0	0	0	0	0	0
Dec 17	NYJ	W	S	4	1	3	1.0	7.0	2	0	0	0	0	0	0	0	0
Dec 23	@ GB	L	S	3	2	1	0.0	0.0	3	0	0	0	0	0	0	0	0
Dec 30	Jax	W	S	3	1	2	2.0	12.5	0	0	0	0	0	0	0	0	0
<b>Totals</b>			6-10	16/16	66	35	31	6.5	42.5	19	5	0	0	0	5	1	1

### 2013 Tennessee Titans

Date	Opp	W/L	P/S	Tot Solo	Asst	Sk	- Yds	QBP	TFL	Int	- Yds	-TD	PD	FF	FR	- Yds	SpT
Sept 8	@ Pit	W	S	4	3	1	1.0	5.0	2	0	0	0	0	0	0	0	0
Sept 15	@ Hou	L	S	4	3	1	1.0	7.0	1	1	0	0	0	0	0	0	0
Sept 22	SD	W	S	4	1	3	0.0	0.0	1	0	0	0	0	0	0	0	0
Sept 29	NYJ	W	S	4	3	1	0.0	0.0	2	1	0	0	0	0	0	0	0
Oct 6	KC	L	S	2	1	1	0.0	0.0	0	0	0	0	0	0	0	0	0
Oct 13	@ Sea	L	p	0	0	0	0.0	0.0	0	0	0	0	0	0	1	0	0
Oct 20	SF	L	IA														
Nov 3	@ StL	W	S	2	1	1	0.0	0.0	0	0	0	0	0	0	0	1	0
Nov 10	Jax	L	S	8	6	2	1.0	9.0	1	1	0	0	0	0	0	0	0
Nov 14	Ind	L	S	5	3	2	1.0	3.0	1	0	0	0	0	0	0	0	0
Nov 24	@ Oak	W	S	2	1	1	0.0	0.0	0	0	0	0	0	0	0	0	0
Dec 1	@ Ind	L	S	3	0	3	0.0	0.0	0	0	0	0	0	0	1	0	0
Dec 8	@ Den	L	S	2	0	2	0.0	0.0	0	0	0	0	0	0	0	0	0
Dec 15	Ari	L	S	1	1	0	0.0	0.0	0	0	0	0	0	0	0	0	0
Dec 22	@ Jax	W	S	9	5	4	1.0	7.0	0	0	0	0	0	0	0	0	0
Dec 29	Hou	W	S	4	3	1	1.0	6.0	0	0	0	0	0	0	0	0	0
<b>Totals</b>			7-9	15/14	54	31	23	6.0	37.0	8	3	0	0	0	1	1	1

### 2014 Tennessee Titans

Date	Opp	W/L	P/S	Tot Solo	Asst	Sk	- Yds	QBP	TFL	Int	- Yds	-TD	PD	FF	FR	- Yds	SpT
Sept 7	@ KC	W	S	4	3	1	0.0	0.0	4	0	0	0	0	2	0	0	0
Sept 14	Dal	L	S	5	5	0	0.0	0.0	2	0	0	0	0	0	0	0	0
Sept 21	@ Cin	L	S	2	1	1	0.0	0.0	0	0	0	0	0	0	0	0	0
Sept 28	@ Ind	L	S	1	0	1	0.0	0.0	3	0	0	0	1	0	0	0	0
Oct 5	Cle	L	S	5	4	1	0.0	0.0	2	0	0	0	0	1	0	0	0
Oct 12	Jax	W	S	2	1	1	0.0	0.0	4	0	0	0	1	0	0	0	0
Oct 19	@ Was	L	S	7	6	1	1.0	8.0	2	2	0	0	0	0	1	0	0
Oct 26	Hou	L	S	4	2	2	0.0	0.0	0	0	0	0	0	1	0	0	0
Nov 9	@ Bal	L	S	5	2	3	1.0	8.0	2	1	0	0	1	0	0	0	0
Nov 17	Pit	L	S	6	1	5	0.5	0.5	0	0	0	0	1	0	0	0	0
Nov 23	@ Phi	L	S	13	9	4	1.0	2.0	2	3	0	0	0	0	0	0	0
Nov 30	@ Hou	L	S	6	4	2	0.0	0.0	1	2	0	0	0	0	0	0	0
Dec 7	NYG	L	S	3	1	2	0.0	0.0	2	0	0	0	0	0	0	0	0
Dec 14	NYJ	L	S	6	3	3	1.0	9.0	1	1	0	0	0	0	0	0	0
Dec 18	@ Jax	L	S	6	5	1	2.0	8.0	1	1	0	0	0	1	1	0	0
Dec 28	Ind	L	S	7	5	2	0.0	0.0	1	3	0	0	0	0	0	0	0
<b>Totals</b>			2-14	16/16	82	52	30	6.5	35.5	27	13	0	0	0	9	2	0

## DERRICK MORGAN'S NFL STATISTICS

### REGULAR SEASON

Year	Team	GP	GS	TACKLES			Sk	Yds	QBP	TFL	INTERCEPTIONS					FUMBLES			
				Tot	Solo	Asst					No	Yds	Lg	TD	PD	FF	FR	Yds	SpT
2010	Tennessee	4	0	10	6	4	1.5	10.5	1	0	0	0	0	0	1	0	0	0	0
2011	Tennessee	15	10	47	23	24	2.5	8.5	20	3	0	0	0	0	2	0	0	0	0
2012	Tennessee	16	16	66	35	31	6.5	42.5	19	5	0	0	0	0	5	1	1	0	0
2013	Tennessee	15	14	54	31	23	6.0	37.0	8	3	0	0	0	0	1	1	1	0	0
2014	Tennessee	16	16	82	52	30	6.5	35.5	27	13	0	0	0	0	9	2	0	0	0
<b>NFL Totals</b>		<b>66</b>	<b>56</b>	<b>259</b>	<b>147</b>	<b>112</b>	<b>23.0</b>	<b>134.0</b>	<b>75</b>	<b>24</b>	<b>0</b>	<b>0</b>	<b>0</b>	<b>0</b>	<b>18</b>	<b>4</b>	<b>2</b>	<b>0</b>	<b>0&lt;/</b>

89



## MATTHEW MULLIGAN

TIGHT END • 6'4" • 267 lbs • COLLEGE: MAINE

ACQUIRED: FREE AGENT - 2014 • NFL EXP. (NFL/TITANS): 6/1

HOMETOWN: ENFIELD, MAINE

GAMES PLAYED/GAMES STARTED: 69/26 (PLAYOFFS: 6/1)



**PRO:** The Titans signed Matthew Mulligan as a free agent on Dec. 16, 2014 to provide depth and competition at the tight end spot. The 6-foot-4-inch, 267-pounder entered the NFL as a rookie free agent with the Miami Dolphins in 2008. Mulligan spent time on the Titans' practice squad during their 13-3 campaign in 2008 but was released following the 2009 preseason. Prior to arriving in Tennessee for the second time, the University of Maine product spent time with the N.Y. Jets, St. Louis Rams, Green Bay Packers, New England Patriots, Chicago Bears and Arizona Cardinals.

### TITANS TIDBITS:

- Mulligan did not play football in high school, as his school did not field a football team.

### CAREER TRANSACTIONS:

- The Enfield, Maine, native was originally signed by the Miami Dolphins as an undrafted free agent on May 2, 2008.
- Waived by the Dolphins on Sept. 2, 2008 and signed to the team's practice squad a day later.
- Released from the Dolphins' practice squad on Nov. 5, 2008.
- Signed by the Titans to their practice squad on Nov. 19, 2008.
- Signed by the Titans to a futures contract on Jan. 12, 2009.
- Waived by the Titans on Sept. 5, 2009.
- Claimed off waivers from the Titans by the New York Jets on Sept. 6, 2009.
- Waived by the Jets on Sept. 22, 2009 and signed to the team's practice squad two days later.
- Signed to the Jets active roster from their practice squad on Dec. 2, 2009.
- Signed by the St. Louis Rams as a free agent on March 26, 2012.
- Waived by the Rams on March 22, 2013.
- Signed by the Green Bay Packers as a free agent on April, 9, 2013 but was waived on Aug. 31, 2013.
- Signed by the New England Patriots as a free agent on Sept. 3, 2013.
- Waived by the Patriots on Sept. 5, 2013 but was re-signed by the team on Sept. 10, 2013.
- Signed by the Chicago Bears as a free agent on April 8, 2014.
- Released by the Bears on Sept. 16, 2014.
- Signed by the Arizona Cardinals as a free agent on Nov. 18, 2014.
- Released by the Cardinals on Dec. 5, 2014.
- Signed by the Titans as a free agent on Dec. 16, 2014.

### SEASON RECAPS:

**2014 (2/0 - Chicago; 0/0- Arizona; 2/1 - Tennessee):** Saw action in two games with one start at tight end for the Titans. Appeared in two games with one start for the Bears before being released on Sept. 16. Signed by the Cardinals on Nov. 18, 2014 and was inactive for three games before being released on Dec. 5, 2014.

- At Jacksonville (12/18), played as a reserve at tight end.
- Against Indianapolis (12/28), started at tight end and helped open holes for Titans' rushers to gain 142 yards on just 24 carries (5.9 avg.).

**2013 (15/4, 2/1 - New England):** Played in 15 games with four starts and caught two passes for 16 yards with a touchdown. Appeared in both postseason contests with a start and caught one pass for six yards.

- At Tampa Bay (9/29), caught his first pass in a Patriots uniform, a one-yard touchdown pass from Tom Brady.
- At Denver (1/19), caught his first postseason pass for a six-yard gain in the AFC Championship.

**2012 (16/9 - St. Louis):** Appeared in all 16 games with nine starts and

accumulated career highs in receptions (8), receiving yards (84) and touchdowns (1).

- Against Washington (9/16), matched his career high with two receptions for 14 yards and his first NFL touchdown. Also blocked a punt and made a tackle. Caught his first career touchdown, a one-yard pass from Sam Bradford.

**2011 (16/9 - N.Y. Jets):** Played in all 16 games with nine starts and caught five passes for 58 yards.

- Against Kansas City (12/11), returned a kickoff for a career-high 20 yards.
- At Miami (1/1), recorded a 41-yard catch, the longest of his career.

**2010 (13/1, 1/0 - N.Y. Jets):** Played in 13 games and made one start. Returned one kickoff for eight yards against Buffalo (1/1).

**2009 (5/1, 3/0 - N.Y. Jets):** Went to training camp with the Tennessee Titans before being released prior to the start of the regular season. Signed with the N.Y. Jets and spent time on both the practice squad and the 53-man roster. Appeared in five games with one start, catching one pass for two yards. Saw action in all three of the Jets postseason contests.

**2008 (0/0 - Miami; 0/0 - Tennessee):** Went to training camp with the Dolphins before being released prior to the start of the regular season and signed to the practice squad. Spent the first eight games of the season on Miami's practice squad before being released and was signed to the Titans' practice squad, where he spent the rest of the season.

### COLLEGE:

- Was a two-year starter and letterman at Maine, finishing his career with 21 games played and 18 starts. Caught 23 passes for 268 yards and two touchdowns.
- Started all 11 games as a senior and caught 13 passes for 157 yards and two touchdowns.
- Graduated with a degree in business from Missouri, and was an All-Academic Big 12 football selection.

### PERSONAL:

- Played four years of basketball, two years of soccer and one year of baseball, tennis and track and field at Penobscot Valley High School in Howland, Maine.
- Did not play football in high school, as his school did not field a football team.
- Was an honorable mention all-state selection in both basketball and soccer.
- Born Matthew Benjamin Mulligan on born Jan. 18, 1985 in Bangor, Maine.

## MATTHEW MULLIGAN'S TITANS GAME-BY-GAME

### 2014 Tennessee Titans

Date	Opp.	W/L	P/S	RECEIVING					
				No	Yds	Avg	Lg	TD	
Dec 18	@ Jax	L	p	0	0	-	0	0	
Dec 28	Ind	L	S	0	0	-	0	0	
<b>Totals</b>		<b>0-2</b>	<b>2/1</b>	<b>0</b>	<b>0</b>	<b>-</b>	<b>0</b>	<b>0</b>	

## MATTHEW MULLIGAN'S NFL STATISTICS

### REGULAR SEASON

Year	Team			RECEIVING					RUSHING				
		GP	GS	No	Yds	Avg	Lg	TD	Att	Yds	Avg	Lg	TD
2009	N.Y. Jets	5	1	1	2	2.0	2	0	0	0	-	0	0
2010	N.Y. Jets	13	1	0	0	-	0	0	0	0	-	0	0
2011	N.Y. Jets	16	9	5	58	11.6	41	0	0	0	-	0	0
2012	St. Louis	16	9	8	84	10.5	18	1	0	0	-	0	0
2013	New England	15	4	2	16	8.0	15	1	0	0	-	0	0
2014	Chicago	2	1	0	0	0.0	0	0	0	0	-	0	0
2014	Tennessee	2	1	0	0	-	0	0	0	0	-	0	0
<b>NFL Totals</b>		<b>69</b>	<b>26</b>	<b>16</b>	<b>160</b>	<b>10.0</b>	<b>41</b>	<b>2</b>	<b>0</b>	<b>0</b>	<b>-</b>	<b>0</b>	<b>0</b>

### POSTSEASON

Year	Team			RECEIVING					RUSHING				
		GP	GS	No	Yds	Avg	Lg	TD	Att	Yds	Avg	Lg	TD
2009	N.Y. Jets	3	0	0	0	-	0	0	0	0	-	0	0
2010	N.Y. Jets	1	0	0	0	-	0	0	0	0	-	0	0
2013	New England	2	1	1	6	6.0	6	0	0	0	-	0	0
<b>Playoff Totals</b>		<b>6</b>	<b>1</b>	<b>1</b>	<b>6</b>	<b>6.0</b>	<b>6</b>	<b>0</b>	<b>0</b>	<b>0</b>	<b>-</b>	<b>0</b>	<b>0</b>

### Single-Game Highs

Receptions - 2 (Three times, last at Miami 10/14/12)  
 Receiving Yards - 41 at Miami (1/1/12)  
 Long Reception - 41 at Miami (1/1/12)  
 Receiving Touchdowns - 1 (Twice, last at Atlanta 9/29/13)

### Playoff Single-Game Highs

Receptions - 1 at Denver (1/19/14)  
 Receiving Yards - 6 at Denver (1/19/14)  
 Long Reception - 6 at Denver (1/19/14)

### Additional Statistics

Kickoff Returns - 2 for 28 yards - 1 for 8 yards (2010); 1 for 20 yards (2011)



72



## MICHAEL OHER

TACKLE • 6'4" • 315 lbs • COLLEGE: MISSISSIPPI  
 ACQUIRED: UNRESTRICTED FREE AGENT (BAL) - 2014  
 NFL EXP. (NFL/TITANS): 6/1 • HOMETOWN: MEMPHIS, TENN.  
 GAMES PLAYED/GAMES STARTED: 91/91 (PLAYOFFS: 10/10)



SUPER BOWLS



2012

**PRO:** The Titans signed Michael Oher during the free agency period to man the right tackle spot in 2014. The 6-foot-4-inch, 315-pounder is a smart and physical lineman, who plays with good toughness and technique. Oher was drafted by the Baltimore Ravens in the first round of the 2009 NFL Draft and he was very durable during his stay, starting all 80 regular season games in his first five seasons with the club. The Ole Miss product also has extensive playoff experience having started 10 career postseason games, including a Super Bowl XLVII victory over the San Francisco 49ers.

### CAREER HIGHLIGHTS:

- Oher was one of only four members of the 2009 NFL Draft class to start all 80 regular season games from 2009 through 2013. The other players who accomplished the feat were Titans teammate Andy Levitre, James Laurinaitis and Alex Mack.
- In 2012, Oher earned a Super Bowl ring by starting all 16 games at left tackle and all four postseason games at right tackle during the Ravens' title run.
- Named to *Pro Football Writers/Pro Football Writers of America* All-Rookie Team in 2009 after starting all 16 games and helping the Ravens tie a then-franchise record for points, while also setting a record for most touchdowns scored (47).

### TITANS TIDBITS:

- Oher was the subject of the best seller "The Blind Side: The Evolution of a Game" by Michael Lewis, which was made into a major motion picture in 2009.
- Oher authored "I Beat The Odds," which was published in Feb. 2011.
- In April 2010, Oher received the Sports Award at the signature event of Big Brothers Big Sisters of New York City, the founding agency for the national movement of Big Brothers Big Sisters of America, for his promotion of the importance of mentoring.

### CAREER TRANSACTIONS:

- The native of Memphis, Tenn., was selected by the Baltimore Ravens in the first round (23rd overall) of the 2009 NFL Draft.
- Signed by the Titans as an unrestricted free agent on March 15, 2014.

### SEASON RECAPS:

**2014 (11/11 - Tennessee):** Started the first 11 games of the season at right tackle. Did not play in one contest and was inactive for another game before being placed on injured reserve on Dec. 13, 2014.

- At Kansas City (9/7), started at right tackle and helped open holes for Titans' rushers to gain 162 yards on the ground.
- Against Dallas (9/14), started at right tackle.
- At Cincinnati (9/21), started at right tackle and helped block for Titans' rushers to gain 149 yards on 28 carries (5.3 avg.).
- At Indianapolis (9/28), started at right tackle.
- Against Cleveland (10/5), started at right tackle and helped the Titans' offense amass 410 total yards.
- Against Jacksonville (10/12), started at right tackle.
- At Washington (10/19), started at right tackle.
- Against Houston (10/26), started at right tackle.
- At Baltimore (11/9), started at right tackle.
- Against Pittsburgh (11/17), started at right tackle and was a part of an offensive front that did not allow a sack on 24 pass attempts.
- At Philadelphia (11/23), started at right tackle.
- At Houston (11/30), did not play.
- Against N.Y. Giants (12/7), was inactive.

**2013 (16/16 - Baltimore):** Started all 16 games at right tackle, helping Joe Flacco set career highs in attempts (614), completions (362) and passing yards (3,912).

- Against N.Y. Jets (11/24), started at right tackle and helped protect Joe Flacco, allowing him to complete 65.4 percent of his passes (17 of 26) for 273 yards and a TD, including two 60-plus-yard completions.
- At Chicago (11/17), started at right tackle and helped protect Joe Flacco, allowing him to surpass the 20,000-yard career passing mark and helped the Ravens rush for 174 yards and a touchdown.
- At Miami (10/6), started at right tackle, helping the Ravens total 384 yards, including 133 yards and two touchdowns rushing, in the 26-23 victory.
- At Denver (9/5), started at right tackle and helped protect Joe Flacco, who set career highs in passing attempts (62) and completions (34), while throwing for 362 yards (franchise-record 14th-career 300-plus-yard game) and two touchdowns.

**2012 (16/16, 4/4 - Baltimore):** Started all 16 games left tackle and helped the Ravens win the Super Bowl, while scoring the most points (398) in franchise history and gaining the second-most total yards (5,640) in team history (5,723 in 1996), including a career-high 3,817 passing yards by Joe Flacco. Started all four postseason games at right tackle and helped the Ravens average 410.3 yards per game in four playoff contests, while also protecting Joe Flacco, allowing him to become the second player in NFL history (Joe Montana - 1989) to throw 11 touchdowns and zero interceptions during the playoffs.

- Against Oakland (11/11), started at left tackle and helped the Ravens post a franchise-record 55 points while racking up 419 total yards, including 341 passing, in the 55-20 victory.
- Against N.Y. Giants (12/23), started at left tackle and helped the offense post a season-high 533 yards (224 rushing and 309 passing), the third-highest output in team history, in the 33-14 victory.
- Against San Francisco in Super Bowl XLVII (2/3), started at right tackle in the title victory and blocked for a Ravens' offense that amassed 367 total yards.

**2011 (16/16, 2/2 - Baltimore):** Started all 16 games at right tackle and helped pave the way for Ray Rice to score a franchise-record 15 total touchdowns (12 rushing and 3 receiving) and rush for a career-high 1,364 yards, part of 1,996 rushing yards by the Ravens in 2011. Also helped protect Joe Flacco, allowing him to throw for 3,610 yards and 20 touchdowns. Started both playoff games at RT and helped protect Flacco, allowing him to set postseason career highs with 482 yards (36-of-63 passing), four touchdowns and a 96.1 QB rating.

- At St. Louis (9/25), started at right tackle and helped the Ravens produce a franchise-record 553 total yards, including a career-high 389 passing yards and three touchdowns from Joe Flacco.
- At Pittsburgh (11/6), started at right tackle and helped the Ravens gain 356 yards, including a 92-yard game-winning touchdown drive with eight seconds remaining in the 23-20 win.
- At Cleveland (12/4), started at right tackle and helped the Ravens rush for 290 yards (third most in franchise history), including a career-high 204 yards by Ray Rice (fourth most in franchise history), in the 24-10 victory.
- At Cincinnati (1/1), started at right tackle and helped Ray Rice rush for 191 yards and two touchdowns, including a career-long 70-yarder in the 24-16 victory in the season finale.

**2010 (16/16, 2/2 - Baltimore):** Started all 16 games at left tackle and helped protect Joe Flacco, allowing him to complete 62.6 percent of his

passes (306 of 489) and throw for 3,622 passing yards, and set career highs with 25 touchdowns and a 93.6 quarterback rating. Also helped the Ravens rush for 1,831 yards and 11 touchdowns. Started at left tackle in both playoff games and helped the Ravens produce 516 total yards, including a playoff-record 390 yards in the Wild Card Game at KC (1/9/11).

- Against Denver (10/10), started at left tackle and helped the Ravens rush for 233 yards, four touchdowns, and a franchise-record 17 first downs, in the 31-17 victory.
- At New England (10/17), started at left tackle and helped protect Joe Flacco, allowing him to complete a career-high 77.1 percent of his passes (min. 25 completions) for two touchdowns.
- Against Tampa Bay (11/28), started at left tackle and helped protect Joe Flacco, allowing him time to complete 71 percent of his passes (25 of 35) for 289 yards and two touchdowns.
- Against New Orleans (12/19), started at left tackle and helped pave the way for the Ravens to rush for 208 yards and Ray Rice to produce a career-high 233 yards from scrimmage (153 rushing and 80 receiving) in the 30-24 victory.

**2009 (16/16, 2/2 - Baltimore):** Started all 16 games, 11 at right tackle and five at left tackle, as a rookie. Earned NFL Rookie of the Month honors (December) and named to Peter King's *Sports Illustrated* Mid-Season All-Pro Team. Helped the Ravens tie a then-franchise record for points (391 in 2003) and also set a record for most touchdowns scored (47). The Ravens also added a team-record 22 rushing touchdowns. Helped pave the way for the Ravens to rush for 2,200 yards, including 1,339 yards (third-highest total in franchise history) by Ray Rice. Named to the *Sports Illustrated* Midseason All-Pro, *USA Today's* All-Joe Team and NFL Rookie of the Month honors (December, 2009).

- Against Kansas City (9/13), started his first-career NFL game at right tackle and helped set a then-Ravens' franchise record with 501 total yards. Helped pave the way for 198 yards rushing and protected Flacco, allowing him to throw for 307 yards and three touchdowns in the 38-24 win.
- Against Detroit (12/13), started at left tackle and helped the Ravens gain a then-franchise-record 548 total yards, including 230 passing and 308 rushing yards (second-most in franchise history) and a franchise-record five rushing touchdowns.
- At New England (1/10), started his first-career postseason game at right tackle and helped the Ravens rush for a postseason-franchise-record 234 yards and four touchdowns, including a postseason-franchise-record 83-yard touchdown run (second-longest rush in NFL postseason history) by Ray Rice on the first play from scrimmage in the 33-14 victory in the Wild Card Game.

#### COLLEGE:

- Four-year starter at Ole Miss who began his career at guard, then moved to left tackle as a sophomore. Ended his career with the third-best active consecutive starting streak (47 games) among SEC players.
- Was a consensus first-team All-American and unanimous first-team All-SEC choice as a senior in 2008, when he won the SEC's Jacobs Blocking Trophy, given to the conference's top offensive lineman. Named team captain and started all 13 games at left tackle, allowing just 2.5 sacks on 340 pass plays, while posting a league-high 15 touchdown-resulting blocks.
- As a junior in 2007, was a consensus first-team All-SEC selection, after starting all 12 games at left tackle. Posted 12 touchdown-resulting blocks and 99 knockdowns/key blocks.
- Started all 12 games as a sophomore in 2006, earning second-team All-SEC honors after moving to left tackle from guard. Posted eight touchdown-resulting blocks (of the Rebels' 20 offensive touchdowns), while allowing just 3.5 sacks. Helped BenJarvus Green-Ellis become the third 1,000-yard runner in Ole Miss history and record four 100-yard rushing games.
- In 2005, earned first-team Freshman All-American by Rivals.com and *The Sporting News*, and he earned third-team honors from College Football News. Also earned first-team Freshman All-SEC accolades by the league's coaches and *The Sporting News*. Saw action in all 11 games, starting 10 at guard and netting six touchdown-resulting blocks.

#### PERSONAL:

- Attended Briarcrest Christian (Memphis, Tenn.), earning *USA Today* and EA Sports All-American honors.
- Was a member of the 2005 Tennessee Athletic Coaches Association All-Star team, which was chosen to compete against the Kentucky prep All-

Stars. Also competed in the US Army All-American Bowl and was named to Rivals.com's All-American Bowl All-Time Team.

- Selected by Tom Lemming/ESPN as the nation's top offensive tackle and was named to the SuperPrep All-American team, as he was ranked No. 24 among offensive linemen.
- Also earned two letters in track and basketball. Averaged 22 points and 10 rebounds a game, earning All-State honors by helping lead the basketball team to a 27-6 record, winning the district championship as a senior. Was also a state runner-up in the discus as a senior.
- Annually co-hosts the Goodwill Gridiron Halloween Party, a fundraiser with proceeds benefitting Goodwill Industries of the Chesapeake. More than 15 players attend, with the event generating over \$100,000 each year. Goodwill provides career development, employment and related social services to assist people with special needs to enjoy the dignity and benefits of work and a better quality of life.
- Named to *USA Today's* All-Joe Team (players who are critical to their team, but don't receive Pro Bowl nods) in 2009.
- Was the subject of the best seller "The Blind Side: The Evolution of a Game" by Michael Lewis, which was made into a major motion picture in 2009.
- Authored "I Beat The Odds," which was published in Feb. 2011.
- Born Michael Jerome Oher on May 28, 1986 in Memphis, Tenn.

## MICHAEL OHER'S NFL STATISTICS

### REGULAR SEASON

Year	Team	GP	GS
2009	Baltimore	16	16
2010	Baltimore	16	16
2011	Baltimore	16	16
2012	Baltimore	16	16
2013	Baltimore	16	16
2014	Tennessee	11	11
<b>NFL Totals</b>		<b>91</b>	<b>91</b>

### POSTSEASON

Year	Team	GP	GS
2009	Baltimore	2	2
2010	Baltimore	2	2
2011	Baltimore	2	2
2012	Baltimore	4	4
<b>NFL Totals</b>		<b>10</b>	<b>10</b>

### Starts Breakdown:

2009 - RT 11, LT 5 (Playoffs RT 2); 2010 - LT 16 (Playoffs LT 2); 2011 - RT 16 (Playoffs RT 2); 2012 - LT 16 (Playoffs RT 4); 2013 - RT 16; 2014 - RT 11

### Additional Career Statistics

Fumble Recoveries - 1 (2010), 1 (2012)  
Receptions - 1 for -8 yards (2009)

69



## ERIC OLSEN

GUARD/CENTER • 6'3" • 305 lbs • COLLEGE: NOTRE DAME  
 ACQUIRED: UNRESTRICTED FREE AGENT (PIT) - 2014  
 NFL EXP. (NFL/TITANS): 3/1 • HOMETOWN: STATEN ISLAND, N.Y.  
 GAMES PLAYED/GAMES STARTED: 23/4 (PLAYOFFS: 0/0)



**PRO:** A third-year offensive lineman with experience at all three interior positions, Olsen was re-signed by the Titans on Nov. 25, 2014 to provide depth along the offensive front. The 6-foot-3-inch, 305-pounder spent the 2014 preseason with the Titans and had a two-week stay with the Saints earlier in the 2014 campaign. Olsen spent a full season with the Saints in 2012, appearing in all 16 games with four starts as an extra blocker. The Notre Dame standout spent part of the 2011 season on the Washington Redskins practice squad before joining the Saints active roster for the postseason. Olsen was drafted by the Denver Broncos in the sixth round, where he made the active roster and saw action in one contest as a rookie.

### TITANS TIDBITS:

- Olsen's father, Andy Olsen, was a New York City firefighter. Just three days before the 9/11 attacks, his father was promoted to Lieutenant. Therefore he was in officer training on Sept. 11, and not with Ladder 80, his firehouse at the time. When his father finally arrived at the World Trade Center site, both towers had already collapsed. A few days later, when he was digging through the rubble, his father found a truck from his firehouse buried and destroyed. None of the firefighters in that particular unit survived.
- In memory of all the victims of 9/11, Olsen has a tattoo of the World Trade Center in New York on his left arm.

### CAREER TRANSACTIONS:

- The native of Staten Island, N.Y., was selected by the Denver Broncos in the sixth round (183rd overall) of the 2010 NFL Draft.
- Waived by the Broncos on Sept. 3, 2011 and signed to the Washington Redskins' practice squad two days later.
- Signed to the New Orleans Saints' active roster from the Redskins' practice squad on Jan. 4, 2012.
- Waived by the Saints on Sept. 9, 2013.
- Signed by the Pittsburgh Steelers as a free agent on Dec. 1, 2013.
- Signed by the Titans as an unrestricted free agent on April 3, 2014.
- Released by the Titans on Aug. 30, 2014.
- Signed by the Saints on Oct. 21, 2014 and released by the team on Nov. 11, 2014.
- Re-signed by the Titans as a free agent on Nov. 25, 2014.

### SEASON RECAPS:

**2014 (1/0 - New Orleans; 5/0 - Tennessee):** Saw action as a reserve in the final five games of the regular season. Played in one game as a reserve with the Saints and was inactive for one contest before being released on Nov. 11, 2014. Signed by the Titans as a free agent on Nov. 25, 2014.

- At Houston (11/30), entered the game for two snaps at right guard when Chance Warmack briefly left the contest with an injury.
- Against N.Y. Giants (12/7), played as a reserve on special teams.
- Against N.Y. Jets (12/14), saw action as a reserve on special teams and as an extra tackle.
- At Jacksonville (12/18), saw limited action as a reserve on the offensive front.
- Against Indianapolis (12/28), played as a reserve as an extra tackle.

**2013 (0/0 - Pittsburgh):** Signed by the Steelers as a free agent on Dec. 1, 2013 after spending training camp with the Saints. Dressed but did not play in Pittsburgh's final four games.

**2012 (16/4 - New Orleans):** Appeared in all 16 games in his first season

with the Saints, seeing action on special teams, as an extra blocker and at multiple spots on the offensive line. Started four contests as a blocking tight end.

- At Atlanta (11/29), recorded first career start and saw action on offense and special teams.
- At N.Y. Giants (12/9), started his second consecutive contest while participating on special teams and along the offensive line.

**2011 (0/0 - Washington; 0/0, 0/0 - New Orleans):** Spent the entire regular season on the Washington practice squad after going to training camp with Denver. Signed to the Saints active roster for the postseason, where he was inactive for both contests.

**2010 (1/0 - Denver):** Appeared in one contest as a reserve during his rookie campaign. Was inactive for 15 games.

- Against Seattle (9/19), made his NFL debut as a reserve lineman.

### COLLEGE:

- Played 44 games at Notre Dame from 2006-09, starting his final 31 contests, seeing time at all three interior positions.
- Received third-team All-America honors from *The Sporting News* and was named the Guardian of the Year (Notre Dame's top offensive lineman) as a senior in 2009 while playing the center position for the first time.
- Was penalized just once during his final 1,731 plays and allowed only four quarterback sacks in his last two years.
- Earned a bachelor's degree in industrial design at Notre Dame.

### PERSONAL:

- Named the 2005 Gatorade Player of the Year in New York following his senior season at Brooklyn Poly (Brooklyn, N.Y.) Prep, where he played left tackle and did not allow a sack in his career.
- As a defensive end, he recorded 53 tackles, eight sacks and forced three fumbles.
- Competed on Poly Prep's lacrosse team, setting an NYC record with 55 goals as a junior while leading the school to a league title. He then broke his own NYC record by posting 65 goals as a senior while winning the city championship.
- Olsen has one brother, Drew, who played safety at Gettysburg College.
- Born Eric Olsen on June 16, 1988 in Staten Island, N.Y.

## ERIC OLSEN'S NFL STATISTICS

### REGULAR SEASON

Year	Team	GP	GS
2010	Denver	1	0
2011	New Orleans	0	0
2012	New Orleans	16	4
2013	Pittsburgh	0	0
2014	New Orleans	1	0
2014	Tennessee	5	0
NFL Totals		23	4

### POSTSEASON

Year	Team	GP	GS
2011	New Orleans	0	0
Playoff Totals		0	0

### Starts Breakdown:

2012 - TE 4



5



## JORDAN PALMER

QUARTERBACK • 6'5" • 230 lbs • COLLEGE: TEXAS-EL PASO  
 ACQUIRED: FREE AGENT - 2014 • NFL EXP. (NFL/TITANS): 6/1  
 HOMETOWN: WESTLAKE VILLAGE, CALIF.  
 GAMES PLAYED/GAMES STARTED: 5/0 (PLAYOFFS: 0/0)



**PRO:** The Titans signed quarterback Jordan Palmer on Dec. 15, 2014 after Jake Locker sustained a season-ending injury. The sixth-year veteran was originally drafted by the Washington Redskins in 2007 but was released prior to training camp. Palmer signed with the Cincinnati Bengals on Jan. 30, 2008 and spent three seasons with the club (2008-10). The 6-foot-5-inch, 230-pounder has also spent time with the Jacksonville Jaguars, Chicago Bears and Buffalo Bills.

### TITANS TIDBITS:

- Palmer has worked as a quarterbacks coach at EXOS, an NFL Draft training center in Carlsbad, Calif.
- Jordan is the younger brother of the Arizona Cardinals quarterback Carson Palmer, who was the first overall pick in the 2003 NFL Draft by the Cincinnati Bengals. The two spent three seasons together as teammates with the Bengals.

### CAREER TRANSACTIONS:

- The Westlake Village, Calif., native was originally selected by the Washington Redskins in the sixth round (205th overall) in the 2007 NFL Draft.
- Waived by the Redskins on Sept. 2, 2007.
- Signed by the Cincinnati Bengals as a free agent on Jan. 30, 2008.
- Waived by the Bengals on Aug. 27, 2011.
- Signed by the Jacksonville Jaguars as a free agent on May 7, 2012.
- Waived by the Jaguars on Aug. 31, 2012.
- Signed by the Jaguars on Nov. 21, 2012.
- Signed by the Chicago Bears as an unrestricted free agent on Aug. 17, 2013.
- Waived by the Bears on Aug. 30, 2013.
- Signed by the Bears as a free agent on Oct. 22, 2013.
- Re-signed by the Bears as a free agent on March 9, 2014.
- Released by the Bears on Aug. 25, 2014.
- Signed by the Buffalo Bills as a free agent on Aug. 26, 2014 and released by the Bills on Aug. 29, 2014.
- Signed by the Titans as a free agent on Dec. 15, 2014.

### SEASON RECAPS:

**2014 (1/0 - Tennessee):** Saw action as a reserve quarterback in the regular season finale and completed one of three passes for seven yards. Did not play in one contest.

- At Jacksonville (12/18), did not play as the backup quarterback.
- Against Indianapolis (12/28), played as a reserve quarterback for the final two series and completed one of three passes for seven yards.

**2013 (0/0 - Chicago):** Signed by the Bears on Oct. 22, 2013. Did not play as the backup quarterback in five contests and was inactive for four games.

**2012 (0/0 - Jacksonville):** Signed by the Jaguars on Nov. 21, 2012 and did not play as the backup quarterback in the final six contests.

**2010 (1/0 - Cincinnati):** Appeared in one game as a reserve against Buffalo (11/21) and completed all three passes for 18 yards. Did not play as a backup quarterback in the other 15 games.

**2009 (0/0 - Cincinnati):** Was inactive for all 16 games.

**2008 (3/0 - Cincinnati):** Appeared in three games as a reserve and threw for 41 yards on 12 attempts with seven completions. Added one rushing attempt for 4 yards. Did not play as the backup in nine games and was inactive for four games.

### COLLEGE:

- Played four seasons at Texas- El Paso, setting school records for career passing yards (11,084) and touchdown passes (88). Played in 46 career games with 42 starts.
- Finished career ranked 13th in NCAA Division I annals in touchdown passes and ranked 19th in passing yards. Had 851 career completions in 1,427 attempts (59.6 pct.).
- Set school single-season marks as a senior for passing yards (3,595), completions (282), completion percentage (65.7) and passer efficiency (149.6 rating).
- Redshirted in 2002.
- Majored in communications at Texas-El Paso.

### PERSONAL:

- Attended Mission Viejo High School and threw for 1,300 yards and 14 TDs as a senior.
- Also participated in basketball and track.
- Born Jordan William Palmer on May 30, 1984 in Westlake Village, Calif.

## JORDAN PALMER'S TITANS GAME-BY-GAME

2014 Tennessee Titans

Date	Opp	W/L	P/S	PASSING											RUSHING				
				Att	Cmp	Pct	Yds	Yds/Att	TD	Int	Lg	Sk	Lst	Rating	Att	Yds	Avg	Lg	TD
Dec 18	@ Jax	L	DNP																
Dec 28	Ind	L	p	3	1	33.3	7	2.3	0	0	0	0	0	42.4	1	-1	-1.0	-1	0
<b>Totals</b>		<b>0-2</b>	<b>1/0</b>	<b>3</b>	<b>1</b>	<b>33.3</b>	<b>7</b>	<b>2.3</b>	<b>0</b>	<b>0</b>	<b>0</b>	<b>0</b>	<b>0</b>	<b>42.4</b>	<b>1</b>	<b>-1</b>	<b>-1.0</b>	<b>-1</b>	<b>0</b>

## JORDAN PALMER'S NFL STATISTICS

### REGULAR SEASON

Year	Team	GP/GS	PASSING											RUSHING				
			Att	Cmp	Pct	Yds	Yd/Att	TD	INT	Lg	Sk	Yds	Rat	Att	Yds	Avg	Lg	TD
2008	Cin.	3/0	12	7	58.3	41	3.4	0	2	13	2	11	25.3	1	4	4.0	4	0
2009	Cin.	0/0	0	0	-	0	-	0	0	0	0	0	-	0	0	-	0	0
2010	Cin.	1/0	3	3	100.0	18	6.0	0	0	7	2	20	91.7	0	0	-	0	0
2012	Jax.	0/0	0	0	-	0	-	0	0	0	0	0	-	0	0	-	0	0
2013	Chi.	0/0	0	0	-	0	-	0	0	0	0	0	-	0	0	-	0	0
2014	Tenn.	1/0	3	1	33.3	7	2.3	0	0	0	0	0	42.4	1	-1	-1.0	-1	0
<b>NFL Totals</b>		<b>5/0</b>	<b>18</b>	<b>11</b>	<b>61.1</b>	<b>66</b>	<b>3.7</b>	<b>0</b>	<b>2</b>	<b>13</b>	<b>4</b>	<b>31</b>	<b>28.7</b>	<b>2</b>	<b>3</b>	<b>1.5</b>	<b>4</b>	<b>0</b>

Career record as starter: 0-0 (.000)

### Single-Game Highs

Attempts - 6 at Indianapolis (12/7/08)

Completions - 4 at Indianapolis (12/7/08)

Passing Yards - 30 at Indianapolis (12/7/08)

Long Completion - 13 at Indianapolis (12/7/08)

92



## ROPATI PITOITUA

DEFENSIVE END • 6'8" • 298 lbs • COLLEGE: WASHINGTON STATE  
ACQUIRED: UNRESTRICTED FREE AGENT (KC) - 2013  
NFL EXP. (NFL/TITANS): 5/2 • HOMETOWN: LAKEWOOD, WASH.  
GAMES PLAYED/GAMES STARTED: 65/34 (PLAYOFFS: 0/0)



**PRO:** Early during the 2013 offseason, the Titans signed Ropati Pitoitua (pronounced roe-POT-ee pee-TOE-uh-too-ah) as an unrestricted free agent to add experience and size to the defensive end rotation. He played in all 16 games with 13 starts in his first campaign in Tennessee. Pitoitua's 6-foot-8, 298-pound frame makes him an ideal run-stopping end in the team's base defense. The former Washington State Cougar joined the New York Jets in 2008 and appeared in 22 total games through the 2011 season. In 2012, he signed with the Kansas City Chiefs and played in 15 games with 10 starts in his only campaign with the club.

### CAREER HIGHLIGHTS:

- In his first season in Tennessee, Pitoitua played in all 16 games for the first time in his career with a career-high 13 starts. He led the team's defensive linemen with 91 tackles and added four sacks, both career highs.
- In 2012, Pitoitua joined the Kansas City Chiefs and set then-career highs in virtually every category, including games (15), starts (10) and sacks (two).
- Pitoitua notched his first multi-sack game against San Diego on Sept. 30, 2012, dropping Philip Rivers on two occasions.
- In four seasons with the New York Jets (2008-11), saw action in 22 games with 22 tackles, three tackles for loss and one sack.

### TITANS TIDBITS:

- Pitoitua was born in Samoa. He came to the United States in 1995.

### CAREER TRANSACTIONS:

- The Samoa native was originally signed by the New York Jets as a rookie free agent on May 2, 2008.
- Released by Jets on Sept. 2, 2008 and added to the Jets practice squad the following day.
- Released from the practice squad by the Jets on Dec. 17, 2008.
- Signed with Jets as a free agent on Dec. 30, 2008.
- Released by Jets on May 2, 2011.
- Signed with the Kansas City Chiefs on May 8, 2012.
- Signed by the Titans as an unrestricted free agent on March 25, 2013.

### SEASON RECAPS:

**2014 (12/11 - Tennessee):** Played in 12 games with 11 starts at defensive end and compiled 45 tackles, two sacks, five stops for loss, two quarterback pressures, two passes defended and a fumble recovery. Was inactive for four contests. Tied for the team lead in sacks once in 2014 (vs. HOU). Tied for the team lead in passes defended once in 2014 (at KC).

- At Kansas City (9/7), started at defensive end and collected three tackles, including a stop for loss. Tied a career-high with two passes defended. Battled down an Alex Smith pass at the line of scrimmage in the second quarter. Stuffed Jamaal Charles for a two-yard loss on a rush up the middle in the fourth quarter.
- Against Dallas (9/14), played as a reserve at defensive end as the team opened the game in a dime package. Notched six tackles, including a sack, a stop for loss and a fumble recovery. Stuffed DeMarco Murray for a five-yard loss after Karl Klug burst through the line with the initial hit in the opening stanza. Recovered a Murray fumble at the Titans' 46-yard line in the first quarter. Dropped Tony Romo for a five-yard sack in the initial quarter.
- At Cincinnati (9/21), started at defensive end and posted five tackles.
- At Indianapolis (9/28), was inactive.
- Against Cleveland (10/5), started at defensive end and registered five tackles, including two tackles for loss and a quarterback pressure. Stuffed Isaiah Crowell for no gain on a rush off right tackle in the first quarter.

Teamed with Michael Griffin to stuff Ben Tate for no gain on a rush off left tackle late in the second quarter. Stonewalled Terrance West for a two-yard loss on a rush off right tackle in the third quarter.

- Against Jacksonville (10/12), started at defensive end and totaled three tackles, including a stop for loss and a quarterback pressure. Stonewalled Storm Johnson for a one-yard loss on a rush up the middle in the first quarter. Stuffed Johnson for no gain on a carry up the middle late in the first stanza.
- At Washington (10/19), was inactive.
- Against Houston (10/26), started at defensive end and posted four tackles, including a sack. Halted a Texans' drive by dropping Ryan Fitzpatrick for a sack on third-and-nine in the final stanza.
- At Baltimore (11/9), started at defensive end and tallied five tackles.
- Against Pittsburgh (11/17), started at defensive end and notched three tackles.
- At Philadelphia (11/23), was inactive.
- At Houston (11/30), started at defensive end and notched a tackle. Combined with George Wilson to stop Alfred Blue for no gain on a rush off left guard in the first quarter.
- Against N.Y. Giants (12/7), started at defensive end and totaled four tackles and a quarterback pressure. Combined with Wesley Woodyard to stop Andre Williams for no gain on a rush off right tackle in the fourth quarter.
- Against N.Y. Jets (12/14), started at defensive end and collected four tackles.
- At Jacksonville (12/18), started at defensive end and registered two tackles.
- Against Indianapolis (12/28), was inactive.

**2013 (16/13 - Tennessee):** Played in all 16 games with 13 starts at defensive end in his first season with the Titans. Led the defensive line and ranked fifth on the squad with 91 tackles. Tied for third on the team with a career-high four sacks. Registered two quarterback pressures, two tackles for loss and four passes defended. Tied for the team lead in tackles once (vs. SF). Led or tied for the team lead in sacks three times (vs. NYJ, vs. KC, at SEA). Led or tied for the team lead in quarterback pressures twice (at SEA, at DEN). Tied a career-high with two sacks against N.Y. Jets (9/29/13). Had the most tackles by a Titans defensive end since Jason Babin had 93 total stops in 2010.

- At Pittsburgh (9/8), started at defensive end in his Titans debut and tallied five tackles. Teamed with Moise Fokou to stuff Isaac Redman for no gain on a rush off left tackle in the first quarter.
- Against N.Y. Jets (9/29), posted six tackles and tied a career-high with two sacks. Dropped Geno Smith for an eight-yard sack in the first quarter. Flew threw the middle and sacked Smith for a 14-yard loss to the Jets' one-yard line midway through the third quarter.
- Against Kansas City (10/6), recorded six tackles, including a sack. Teamed with George Wilson to stuff Jamaal Charles for no gain on a short pass in the third quarter. Dropped Alex Smith for a four-yard sack late in the fourth quarter.
- At Seattle (10/13), tallied six tackles, including a sack and a quarterback pressure. Combined with Lavar Edwards to stuff Marshawn Lynch for a two-yard loss on a rush off left guard in the second quarter. Sacked Russell Wilson for a four-yard loss in the final stanza.
- Against San Francisco (10/20), tied for the team lead and set career high with nine tackles.
- At St. Louis (11/3), tied a career high by posting nine tackles for second consecutive week.
- At Oakland (11/24), started at defensive end and posted eight tackles and

a career-high two passes defended. Batted down a pass intended for Rod Streater on the opening play from scrimmage. Knocked down another pass intended for Streater at the line of scrimmage in the second quarter.

- At Jacksonville (12/22), accumulated six tackles, including a stop for loss, and a pass defended. Batted down a third-and-three pass intended for Ace Sanders in the second quarter. Stuffed Maurice Jones-Drew for a five-yard loss on a rush off left end in the third stanza. Halted a potential Jaguars' scoring drive by stonewalling Jones-Drew for a one-yard loss on fourth-and-one with less than six minutes remaining in the game.

**2012 (15/10 - Kansas City):** In his first season with the Chiefs, set career highs in games (15), starts (10), tackles (51), tackles for loss (five), sacks (two), forced fumbles (one) and quarterback pressures (four).

- Against San Diego (9/30), recorded six tackles, two tackles for loss, a career-high two sacks and two quarterback pressures. Dropped quarterback Philip Rivers for losses of six yards and four yards.
- At Cleveland (12/9), established a career high with nine total tackles, including a tackle for loss.

**2011 (14/0 - N.Y. Jets):** Played in 14 games, establishing career-highs with 19 tackles (11 solo), three tackles for loss and one sack.

- At Baltimore (10/2), recorded a season-high four tackles, including a tackle for loss.
- At New England (10/9), registered his first career sack.

**2010 (0/0 - N.Y. Jets):** Spent the entire season on injured reserve with an Achilles injury suffered in the preseason.

**2009 (8/0 - N.Y. Jets):** Played in eight games, registering three tackles (two solo). Was inactive for eight contests in the regular season and all three postseason games.

- At Houston (9/13), made his NFL debut.
- Against Carolina (11/29), recorded his first NFL tackle.

**2008 (0/0 - N.Y. Jets):** Spent the first 15 weeks on the practice squad before being placed on the practice squad injured list on Dec. 16.

#### **COLLEGE:**

- Played in 36 games (25 starts) at Washington State, amassing 116 tackles (58 solo), 19.0 tackles for loss (-83.0 yards), 8.5 sacks (-59.0 yards), two forced fumbles, one fumble recovery and two passes defended.

- As a senior (2007), started all 12 games, collecting 42 tackles (20 solo), five quarterback pressures and one pass defended. Earned the Leon Bender Award as well as Defensive Lineman of the Year recognition.

- As a junior (2006), started nine games and recorded 37 tackles (16 solo), a career-best 7.5 tackles for loss (-24.0 yards), 2.5 sacks (-12.0 yards) and four quarterback pressures.

- As a sophomore (2005), played in seven games, registering 13 tackles (six solo), 1.0 sack (-5.0 yards) and one forced fumble.

- As a freshman (2004), saw action in eight games (four starts), registering 24 tackles (16 solo), 5.5 tackles for loss (-44.0 yards), a career-high 5.0 sacks (-42.0 yards), one forced fumble, one fumble recovery and one pass defended. Named to *The Sporting News* Pac-10 All-Freshman Team.

- Majored in humanities.

#### **PERSONAL:**

- Played at Clover Park (Lakewood, Wash.) High School for the first time as a junior.

- Named the Seamount League Defensive Player of the Year award as a senior in 2002.

- Born Ropati Pitoitua on April 6, 1985 in American Samoa.



## ROPATI PITOITUA'S GAME-BY-GAME

### 2009 New York Jets

Date	Opp	W/L	P/S	Tot Solo Asst	Sk - Yds	QBP	TFL	Int - Yds - TD	PD	FF	FR - Yds	SpT
Sept 13	@ Hou	W	p	0 0 0	0.0 0.0	0	0	0 0 0	0	0	0 0	0
Sept 20	NE	W				Inactive						
Sept 27	Ten	W				Inactive						
Oct 4	@ NO	L				Inactive						
Oct 12	@ Mia	L				Inactive						
Oct 18	Buf	L	p	0 0 0	0.0 0.0	0	0	0 0 0	0	0	0 0	0
Oct 25	@ Oak	W	p	0 0 0	0.0 0.0	0	0	0 0 0	0	0	0 0	0
Nov 1	Mia	L	p	0 0 0	0.0 0.0	0	0	0 0 0	0	0	0 0	0
Nov 15	Jax	L	p	0 0 0	0.0 0.0	0	0	0 0 0	0	0	0 0	0
Nov 22	@ NE	L				Inactive						
Nov 29	Car	W	p	1 1 0	0.0 0.0	0	0	0 0 0	0	0	0 0	0
Dec 3	@ Buf	W				Inactive						
Dec 13	@ TB	W				Inactive						
Dec 20	Atl	L	p	2 1 1	0.0 0.0	0	0	0 0 0	0	0	0 0	0
Dec 27	@ Ind	W				Inactive						
Jan 3	Cin	W	p	0 0 0	0.0 0.0	0	0	0 0 0	0	0	0 0	0
<b>Totals</b>			<b>9-7</b>	<b>8/0</b>	<b>3 2 1</b>	<b>0.0 0.0</b>	<b>0</b>	<b>0 0 0</b>	<b>0</b>	<b>0</b>	<b>0 0</b>	<b>0</b>

### 2011 New York Jets

Date	Opp	W/L	P/S	Tot Solo Asst	Sk - Yds	QBP	TFL	Int - Yds - TD	PD	FF	FR - Yds	SpT
Sept 11	Dal	W	p	1 1 0	0.0 0.0	0	0	0 0 0	0	0	0 0	0
Sept 18	Jax	W	p	0 0 0	0.0 0.0	0	0	0 0 0	0	0	0 0	0
Sept 25	@ Oak	L	p	2 1 1	0.0 0.0	0	1	0 0 0	0	0	0 0	0
Oct 2	@ Bal	L	p	4 3 1	0.0 0.0	0	1	0 0 0	0	0	0 0	0
Oct 9	@ NE	L	p	2 1 1	1.0 6.0	0	0	0 0 0	0	0	0 0	0
Oct 17	Mia	W				Inactive						
Oct 23	SD	W	p	1 1 0	0.0 0.0	0	0	0 0 0	0	0	0 0	0
Nov 6	@ Buf	W	p	1 0 1	0.0 0.0	0	0.5	0 0 0	0	0	0 0	0
Nov 13	NE	L	p	2 1 1	0.0 0.0	0	0	0 0 0	0	0	0 0	0
Nov 17	@ Den	L	p	2 2 0	0.0 0.0	0	0	0 0 0	0	0	0 0	0
Nov 27	Buf	W	p	2 0 2	0.0 0.0	0	0.5	0 0 0	0	0	0 0	0
Dec 4	@ Was	W	p	1 0 1	0.0 0.0	0	0	0 0 0	0	0	0 0	0
Dec 11	KC	W	p	1 1 0	0.0 0.0	0	0	0 0 0	0	0	0 0	0
Dec 18	@ Phi	L	p	0 0 0	0.0 0.0	0	0	0 0 0	0	0	0 0	0
Dec 24	NYG	L				Inactive						
Jan 1	@ Mia	L	p	0 0 0	0.0 0.0	0	0	0 0 0	0	0	0 0	0
<b>Totals</b>			<b>8-8</b>	<b>14/0</b>	<b>19 11 8</b>	<b>1.0 6.0</b>	<b>0 3</b>	<b>0 0 0</b>	<b>0</b>	<b>0</b>	<b>0 0</b>	<b>0</b>

### 2012 Kansas City Chiefs

Date	Opp	W/L	P/S	Tot Solo Asst	Sk - Yds	QBP	TFL	Int - Yds - TD	PD	FF	FR - Yds	SpT
Sept 9	Atl	L	p	1 1 0	0.0 0.0	0	0	0 0 0	0	0	0 0	0
Sept 16	@ Buf	L	p	3 1 2	0.0 0.0	0	0	0 0 0	0	0	0 0	0
Sept 23	@ NO	W	p	1 1 0	0.0 0.0	1	0	0 0 0	0	0	0 0	0
Sept 30	SD	L	S	6 6 0	2.0 10.0	2	2	0 0 0	0	0	0 0	0
Oct 7	Bal	L				Inactive						
Oct 14	@ TB	L	S	2 1 1	0.0 0.0	0	1	0 0 0	0	0	0 0	0
Oct 28	Oak	L	S	3 2 1	0.0 0.0	1	0	0 0 0	1	0	0 0	0
Nov 1	@ SD	L	p	4 2 2	0.0 0.0	0	0	0 0 0	0	0	0 0	0

Nov 12	@ Pit	L	S	5 1 4	0.0 0.0	0	0	0 0 0	0	0	0 0	0
Nov 18	Cin	L	S	2 2 0	0.0 0.0	0	0	0 0 0	0	0	0 0	0
Nov 25	Den	L	p	1 1 0	0.0 0.0	0	1	0 0 0	0	0	0 0	0
Dec 2	Car	W	S	0 0 0	0.0 0.0	0	0	0 0 0	0	0	0 0	0
Dec 9	@ Cle	L	S	9 7 2	0.0 0.0	0	1	0 0 0	0	0	0 0	0
Dec 16	@ Oak	L	S	4 4 0	0.0 0.0	0	0	0 0 0	0	0	0 0	0
Dec 23	Ind	L	S	4 4 0	0.0 0.0	0	0	0 0 0	0	1	0 0	0
Dec 30	@ Den	L	S	6 4 2	0.0 0.0	0	0	0 0 0	0	0	0 0	0
<b>Totals</b>			<b>2-14</b>	<b>15/10</b>	<b>51 32 19</b>	<b>2.0 10.0</b>	<b>4 5</b>	<b>0 0 0</b>	<b>0 0 1</b>	<b>1 0</b>	<b>0 0</b>	<b>0</b>

### 2013 Tennessee Titans

Date	Opp	W/L	P/S	Tot Solo Asst	Sk - Yds	QBP	TFL	Int - Yds - TD	PD	FF	FR - Yds	SpT
Sept 8	@ Pit	W	S	5 3 2	0.0 0.0	0	0	0 0 0	0	0	0 0	0
Sept 15	@ Hou	L	p	6 1 5	0.0 0.0	0	0	0 0 0	0	0	0 0	0
Sept 22	SD	W	S	4 3 1	0.0 0.0	0	0	0 0 0	0	0	0 0	0
Sept 29	NYJ	W	S	6 3 3	2.0 22.0	0	0	0 0 0	0	0	0 0	0
Oct 6	KC	L	S	6 2 4	1.0 4.0	0	0	0 0 0	0	0	0 0	0
Oct 13	@ Sea	L	S	6 3 3	1.0 4.0	1	0	0 0 0	0	0	0 0	0
Oct 20	SF	L	S	9 2 7	0.0 0.0	0	0	0 0 0	0	0	0 0	0
Nov 3	@ StL	W	S	9 3 6	0.0 0.0	0	0	0 0 0	0	0	0 0	0
Nov 10	Jax	L	p	5 4 1	0.0 0.0	0	0	0 0 0	1	0	0 0	0
Nov 14	Ind	L	S	6 6 0	0.0 0.0	0	0	0 0 0	0	0	0 0	0
Nov 24	@ Oak	W	S	8 2 6	0.0 0.0	0	0	0 0 0	2	0	0 0	0
Dec 1	@ Ind	L	S	4 3 1	0.0 0.0	0	1	0 0 0	0	0	0 0	0
Dec 8	@ Den	L	p	4 2 2	0.0 0.0	1	0	0 0 0	0	0	0 0	0
Dec 15	Ari	L	S	5 2 3	0.0 0.0	0	0	0 0 0	0	0	0 0	0
Dec 22	@ Jax	W	S	6 3 3	0.0 0.0	0	1	0 0 0	1	0	0 0	0
Dec 29	Hou	W	S	2 0 2	0.0 0.0	0	0	0 0 0	0	0	0 0	0
<b>Totals</b>			<b>7-9</b>	<b>16/13</b>	<b>91 42 49</b>	<b>4.0 30.0</b>	<b>2 2</b>	<b>0 0 0</b>	<b>4 0</b>	<b>4 0</b>	<b>0 0</b>	<b>0</b>

### 2014 Tennessee Titans

Date	Opp	W/L	P/S	Tot Solo Asst	Sk - Yds	QBP	TFL	Int - Yds - TD	PD	FF	FR - Yds	SpT
Sept 7	@ KC	W	S	3 2 1	0.0 0.0	0	1	0 0 0	2	0	0 0	0
Sept 14	Dal	L	p	6 3 3	1.0 5.0	0	1	0 0 0	0	1	0 0	0
Sept 21	@ Cin	L	S	5 1 4	0.0 0.0	0	0	0 0 0	0	0	0 0	0
Sept 28	@ Ind	L	IA									
Oct 5	Cle	L	S	5 2 3	0.0 0.0	1	2	0 0 0	0	0	0 0	0
Oct 12	Jax	W	S	3 2 1	0.0 0.0	0	1	0 0 0	0	0	0 0	0
Oct 19	@ Was	L	IA									
Oct 26	Hou	L	S	4 1 3	1.0 0.0	0	0	0 0 0	0	0	0 0	0
Nov 9	@ Bal	L	S	5 2 3	0.0 0.0	0	0	0 0 0	0	0	0 0	0
Nov 17	Pit	L	S	3 1 2	0.0 0.0	0	0	0 0 0	0	0	0 0	0
Nov 23	@ Phi	L	IA									
Nov 30	@ Hou	L	S	1 0 1	0.0 0.0	0	0	0 0 0	0	0	0 0	0
Dec 7	NYG	L	S	4 3 1	0.0 0.0	1	0	0 0 0	0	0	0 0	0
Dec 14	NYJ	L	S	4 2 2	0.0 0.0	0	0	0 0 0	0	0	0 0	0
Dec 18	@ Jax	L	S	2 2 0	0.0 0.0	0	0	0 0 0	0	0	0 0	0
Dec 28	Ind	L	IA									
<b>Totals</b>			<b>2-14</b>	<b>12/11</b>	<b>45 21 24</b>	<b>2.0 5.0</b>	<b>2 5</b>	<b>0 0 0</b>	<b>2 0</b>	<b>2 1</b>	<b>0 0</b>	<b>0</b>

## ROPATI PITOITUA'S NFL STATISTICS

### REGULAR SEASON

Year	Team			TACKLES				INTERCEPTIONS				FUMBLES			
		GP	GS	Tot	Solo	Asst	Sk Yds	QBP	TFL	No	Yds	Lg	TD	PD	FF FR Yds SpT
2008	N.Y. Jets			Practice Squad											
2009	N.Y. Jets	8	0	3	2	1	0.0 0.0	0	0	0	0	-	0	0	0 0 0 0
2010	N.Y. Jets			Injured Reserve											
2011	N.Y. Jets	14	0	19	11	8	1.0 6.0	0	3	0	0	-	0	0	0 0 0 0
2012	Kansas City	15	10	51	32	19	2.0 10.0	4	5	0	0	-	0	0	1 0 0 0
2013	Tennessee	16	13	91	42	49	4.0 30.0	2	2	0	0	0	0	4	0 0 0 0
2014	Tennessee	12	11	45	21	24	2.0 5.0	2	5	0	0	0	0	2	0 1 0 0
<b>NFL Totals</b>		<b>65</b>	<b>34</b>	<b>209</b>	<b>108</b>	<b>101</b>	<b>9.0 51.0</b>	<b>8</b>	<b>15</b>	<b>0</b>	<b>0</b>	<b>0</b>	<b>0</b>	<b>6</b>	<b>1 1 0 0</b>

### Single-Game Highs

Tackles - 9 (Three, last at St. Louis 11/3/13)  
 Sacks - 2 (Twice, last vs. N.Y. Jets 9/29/13)  
 Forced Fumbles - 1 vs. Indianapolis (12/23/12)

Fumble Recovery - 1 vs. Dallas (9/14/14)  
 Passes Defensed - 2 (Twice, last at Kansas City 9/7/14)

# 31



## BERNARD POLLARD

SAFETY • 6'1" • 226 lbs • COLLEGE: PURDUE

ACQUIRED: FA - 2013 • NFL EXP. (NFL/TITANS): 9/2

HOMETOWN: FORT WAYNE, IND.

GAMES PLAYED/GAMES STARTED: 126/106 (PLAYOFFS: 7/6)



2013

SUPER BOWLS



2012

**PRO:** Bernard Pollard was signed by the Titans as a free agent on March 26, 2013. The 6-foot-1-inch, 226-pound safety brings a unique physical presence and big-game experience to the Titans' secondary. Pollard came to Tennessee after winning a Super Bowl championship with Baltimore Ravens in the second of his two seasons with the club. Prior to joining the Ravens, the former Purdue product spent two seasons with the Houston Texans. He entered the NFL as a second-round pick of the Kansas City Chiefs and played three seasons there.

### CAREER HIGHLIGHTS:

- In his first season with the Titans in 2013, Pollard, a team captain, started all 16 games at safety, led the team with 142 tackles and ranked second on the squad with three interceptions.
- In 2012, started 13 games at safety for the Ravens and led the team with 98 tackles, two sacks, an interception and six passes defended on his way to capturing a Super Bowl title.
- In 2010, started 15 games at safety for the Texans and led the team with a career-high 112 tackles, 2.5 sacks, five passes defended, four forced fumbles and a blocked field goal.
- In 2008, started all 16 games for the Chiefs and led the team with 98 tackles, an interception, four passes defended, two forced fumbles and three fumble recoveries which tied for fourth in the NFL.

### TITANS TIDBITS:

- Pollard is the creator of Style Pro 31, a portable tray that fits in most sinks, and is designed to help alleviate the clutter while creating more space for accessories. He came up with the idea after hearing women talk about space issues around the bathroom sink. The gadget fits over the sink, allows objects to be placed directly on it, and allows use of the water. The product is patented and trademarked and can be purchased at stylepro31.com.
- Established the Pollard's Helping Hands Foundation, focusing on feeding the hungry of the urban core. In Dec. 2011, he hosted a pantry drive at Pimlico Elementary School in Baltimore that provided over 300 families in need with groceries they could use to sustain them through the post-holiday school break.

### CAREER TRANSACTIONS:

- The Fort Wayne, Ind., native was originally selected by the Kansas City Chiefs in the second round (54th overall) of the 2006 NFL Draft.
- Released by the Chiefs on Sept. 5, 2009.
- Signed by the Houston Texans as a free agent on Sept. 24, 2009.
- Signed by the Baltimore Ravens as an unrestricted free agent on Aug. 4, 2011.
- Released by the Ravens on March 13, 2013.
- Signed by the Titans as a free agent on March 26, 2013.

### SEASON RECAPS:

**2014 (5/5 - Tennessee):** Started the first five games of the season at safety and notched 26 tackles, a sack, three quarterback pressures, two stops for loss and a pass defended. Placed on injured reserve on Oct. 8, 2014 with an Achilles injury. Led the team in tackles once in 2014 (vs. DAL).

- At Kansas City (9/7), started at safety and collected five tackles and a quarterback pressure.
- Against Dallas (9/14), started at safety and led the team with 11 tackles, including a sack, a stop for loss and a quarterback pressure. Ended a Cowboys' drive by sacking Tony Romo for a three-yard loss on third-and-seven in the third quarter.

- At Cincinnati (9/21), started at safety and posted four tackles, including a stop for loss. Stuffed Kevin Brock for a three-yard loss on a short pass late in the fourth quarter.
- At Indianapolis (9/28), started at safety and amassed two tackles. Stopped Daniel Herron for no gain on rush up the middle in the fourth quarter.
- Against Cleveland (10/5), started at safety and registered four tackles, a quarterback pressure and a pass defended. Broke up a pass intended for Jordan Cameron in the third quarter.

**2013 (16/16 - Tennessee):** Started all 16 games at safety in his first season with the Titans and led the team with 142 tackles. Ranked second on the team with three interceptions and third on the squad with 12 passes defended. Amassed a half sack, two quarterback pressures and three tackles for loss. Blocked a field goal (vs. SD) and an extra point (at JAX). Led or tied for the team lead in tackles four times in 2013 (at SEA, at STL, vs. JAX, vs. ARI). Led or tied for the team lead in passes defended twice in 2013 (at DEN, at JAX). Tied for the team lead in quarterback pressures twice in 2013 (vs. KC, at SEA). Was voted a team captain for the 2013 season by his teammates.

- At Houston (9/15), started at safety and finished second on the squad with 12 tackles, while registering an interception. Intercepted a Matt Schaub pass that was deflected by Akeem Ayers and returned it 32 yards to help set up a Rob Bironas field goal just before the half. Teamed with Jason McCourty to stop Arian Foster for a two-yard loss on a rush off right tackle in overtime.
- Against Kansas City (10/6), started at safety and recorded seven tackles, an interception and a quarterback pressure. Stonewalled Jamaal Charles for no gain on a rush off right end late in the first quarter. Intercepted an Alex Smith pass intended for Jamaal Charles in the third quarter. Broke up a pass intended for Kevin Brock in the fourth quarter.
- At Seattle (10/13), started at safety and tallied a team-best 11 tackles, including a quarterback pressure. Teamed with Jason McCourty to stonewall Jermaine Kearse for a one-yard loss on a short pass in the second quarter.
- At St. Louis (11/3), started at safety and tied for the team lead with 14 tackles and a pass defended. Forced the Rams to attempt a field goal, which was missed, by knocking down a third-and-10 pass intended for Jared Cook late in the second quarter. Stuffed Zac Stacy for no gain on a rush up the middle in the fourth quarter.
- Against Jacksonville (11/10), started at safety and led the team with 10 tackles.
- At Indianapolis (12/1), started at safety and amassed six tackles and an interception. Intercepted an Andrew Luck pass over the middle intended for T.Y. Hilton on third-and-eight in the opening quarter.
- At Denver (12/8), started at safety and totaled 12 tackles, including a stop for loss and three passes defended. Broke up a pass intended for Knowshon Moreno in the first quarter. Deflected a pass intended for Eric Decker in the first quarter. Stuffed Montee Ball for a one-yard loss on a short pass in the second quarter. Broke up a pass intended for Wes Welker late in the second quarter.
- Against Arizona (12/15), started at safety and tied for the team lead 10 tackles, including a half sack. Stuffed Rashad Mendenhall for a one-yard loss on a rush off right tackle in the first quarter. Teamed with Jurrell Casey to sack Palmer for a nine-yard sack on the final play of the first half.
- At Jacksonville (12/22), started at safety and accumulated eight tackles and a team-high two passes defended in his 100th career start. Halted a Jaguars' drive by breaking up a fourth-and-one pass intended for Clay Harbor late in the first quarter. Came off the edge and blocked a Josh

Scobee extra point attempt in the second quarter.

**2012 (13/13, 4/4 - Baltimore):** Started 13 games at safety and led the team with 98 tackles, two sacks, an interception and six passes defended, despite missing the final three games of the season (chest). Started all four postseason contests and totaled 17 tackles, four passes defended and a forced fumble. Named to *USA Today's* All-Joe Team (players who are critical to their team, but don't receive Pro Bowl nods).

- At Philadelphia (9/16), recorded four solo tackles, a sack and an interception (before leaving the game in the second quarter with a chest injury) for a defense that forced four turnovers.
- Against Dallas (10/14), finished second on the team with a season-high 13 tackles in the 31-29 victory.
- At Cleveland (11/4), played in his 100th-career game and recorded seven tackles in the 25-15 victory.
- Against Oakland (11/11), tied for the team lead with 11 tackles and produced a seven-yard sack in the 55-20 victory.
- Against Indianapolis (1/6), started and recorded four solo tackles and tied for the team lead with two passes defended for a defense that kept the Colts out of the end zone in the 24-9 victory in the Wild Card game.
- At New England (1/20), produced nine tackles, a pass defended and a forced fumble on a bone-jarring hit on Patriots running back Stevan Ridley (recovered by the Ravens, leading to a touchdown four plays later) for a defense that forced 3 turnovers and held the Patriots scoreless in the second half in the 28-13 victory in the AFC Championship Game.
- Against San Francisco in Super Bowl XLVII (2/3), netted two solo tackles for a defense that held the 49ers to 22 percent on third down (2-of-9) in the 34-31 victory.

**2011 (16/13, 2/2 - Baltimore):** Finished fourth on the team with 75 tackles, two sacks, an interception, a career-high 13 passes defended, three forced fumbles and a fumble recovery for the NFL's third-ranked defense (288.9 ypg). The Baltimore defense was also second against the run (92.6 ypg) and the league's top red zone unit. Finished second with 17 tackles and a pass defended for a team that forced seven turnovers in two playoff games.

- Against Pittsburgh (9/11), saw his first action as a Raven and recorded a solo tackle for a defense that forced a franchise-record seven turnovers (four fumble recoveries and three interceptions) in the 35-7 victory in the season opener.
- At Jacksonville (10/24), posted five solo tackles, a pass defended and a career-high two forced fumbles for a defense that held the Jaguars to 205 total yards and 13 percent (2-of-16) on third down.
- Against Indianapolis (12/11), posted a solo tackle, an interception and a career-high-tying three passes defended for a defense that allowed just 167 total yards and held the Colts to 14 percent (2-of-14) on third down in the 24-10 victory.
- At New England (1/22), tied for the team lead (Ray Lewis) with a postseason career-high 12 tackles and a pass defended, which led to a Ravens' interception in the AFC Championship Game.

**2010 (15/15 - Houston):** Started 15 games at safety and led the team with a career-high 112 tackles, 2.5 sacks, five passes defended, four forced fumbles and a blocked field goal.

- Against Dallas (9/26), set a career high with 15 tackles and had a pass defended.
- At Oakland (10/3), had a team-leading 11 tackles.
- Against Baltimore (12/13), posted eight tackles, including 1.5 sacks, one of which forced a fumble.

**2009 (13/13 - Houston):** Started 13 games in his first season with the Texans and finished with 102 tackles, a career-high four interceptions, three fumble recoveries and scored two touchdowns (one interception return and one on a fumble return).

- At Indianapolis (11/8), posted 12 tackles and set a career high with two interceptions, to go along with three passes defended.
- Against Seattle (12/13), netted six tackles as well as an interception, returning it 70 yards for his first-career interception return for a touchdown.
- At St. Louis (12/20), had a team-leading 11 tackles, including a career-high 11 solo, and a half sack.
- Against New England (1/3), recorded six tackles, intercepted a pass and had a fumble recovery in the end zone for a touchdown.

**2008 (16/16 - Kansas City):** Started all 16 games for the first time in his career and led the team with 98 tackles (84 solo), an interception, four passes defended, two forced fumbles and three fumble recoveries which

tied for fourth in the NFL.

- Against Oakland (9/14), produced six tackles, a forced fumble and netted a career-high two fumble recoveries.
- At San Diego (11/9), compiled 10 tackles and an interception in the Chiefs' end zone to save a touchdown.
- Against San Diego (12/14), recorded five tackles, a pass defended and a fumble recovery.

**2007 (16/15 - Kansas City):** Saw action in all 16 games with 15 starts and led all defensive backs with 91 tackles. Also registered seven passes defended, two interceptions, a sack, a forced fumble and a blocked punt.

- Against Cincinnati (10/14), produced five tackles and his first-career interception.
- Against Denver (11/11), blocked a punt out of the end zone for a safety.
- At Detroit (12/23), amassed eight tackles, a pass defended and an interception.

**2006 (16/0, 1/0 - Kansas City):** Played as a reserve in all 16 games primarily on special teams and recorded 15 special teams stops, two blocked punts and a forced fumble on coverage units. Saw limited action at safety and produced two passes defended on defense.

- At Arizona (10/8), blocked a punt.
- Against Jacksonville (12/31), earned AFC Special Teams Player of the Week honors after he blocked a punt and recovered the ball in the end zone for a touchdown in the season finale.
- At Indianapolis (1/6), recorded a special teams tackle in the AFC Wild Card Game.

#### COLLEGE:

- Played in 36 games with 35 starts at Purdue, recording 254 tackles (164 solo), eight tackles for loss, a sack for minus-three yards, four interceptions, two fumble recoveries and two forced fumbles. Set a school record with five blocked kicks.
- Started all 11 games as a junior in 2005 and recorded 92 tackles (64 solo), one and a half tackles for loss, three interceptions, three passes defended and a fumble recovery.
- Earned second-team All-Big Ten honors after starting all 12 games in 2004 as a sophomore, leading the Boilermakers with a career-high 96 tackles (58 solo). Added three tackles for loss, a three-yard sack, an interception, five passes defended and two forced fumbles. Also set a Purdue single-season record with four blocked kicks.
- Saw action in 13 games, with 12 starts as a true freshman in 2003 and earned second-team All-Big Ten honors from the Sporting News.
- Majored in sociology at Purdue.

#### PERSONAL:

- Married to Meghan and the couple have a son, Jaylen.
- Attended South Side (Ft. Wayne, Ind.) High School, where he was selected first-team All-Indiana as a senior after producing 111 tackles, two interceptions and 13 forced fumbles. Also caught 14 passes for 173 yards with two touchdowns.
- Also participated in basketball and track.
- Follow Pollard on Twitter at @Crushboy31.
- Born Bernard Karmell Pollard on Dec. 23, 1984 in Fort Wayne, Ind.

# BERNARD POLLARD'S GAME-BY-GAME

## 2006 Kansas City Chiefs

Date	Opp	W/L	P/S	Tot	Solo	Asst	Sk	- Yds	QB	TFL	Int	- Yds	-TD	PD	FF	FR	- Yds	SpT
Sept 10	Cin	L	p	0	0	0	0.0	0.0	NA	NA	0	0	0	0	0	0	0	NA
Sept 17	@ Den	L	p	0	0	0	0.0	0.0	NA	NA	0	0	0	0	0	0	0	NA
Oct 1	SF	W	p	0	0	0	0.0	0.0	NA	NA	0	0	0	0	0	0	0	NA
Oct 8	@ Ari	W	p	0	0	0	0.0	0.0	NA	NA	0	0	0	0	0	0	0	NA
Oct 15	@ Pit	L	p	0	0	0	0.0	0.0	NA	NA	0	0	0	0	0	0	0	NA
Oct 22	SD	W	p	0	0	0	0.0	0.0	NA	NA	0	0	0	0	0	0	0	NA
Oct 29	Sea	W	p	0	0	0	0.0	0.0	NA	NA	0	0	0	0	0	0	0	NA
Nov 5	@ StL	W	p	0	0	0	0.0	0.0	NA	NA	0	0	0	1	0	0	0	NA
Nov 12	@ Mia	L	p	0	0	0	0.0	0.0	NA	NA	0	0	0	1	0	0	0	NA
Nov 19	Oak	W	p	0	0	0	0.0	0.0	NA	NA	0	0	0	0	0	0	0	NA
Nov 23	Den	W	p	0	0	0	0.0	0.0	NA	NA	0	0	0	0	0	0	0	NA
Dec 3	@ Cle	L	p	0	0	0	0.0	0.0	NA	NA	0	0	0	0	0	0	0	NA
Dec 10	Bal	L	p	0	0	0	0.0	0.0	NA	NA	0	0	0	0	0	0	0	NA
Dec 17	@ SD	L	p	0	0	0	0.0	0.0	NA	NA	0	0	0	0	0	0	0	NA
Dec 23	@ Oak	W	p	0	0	0	0.0	0.0	NA	NA	0	0	0	0	0	0	0	NA
Dec 31	Jax	W	p	0	0	0	0.0	0.0	NA	NA	0	0	0	0	0	0	0	NA
<b>Totals</b>				<b>9-7</b>	<b>16/0</b>	<b>0</b>	<b>0</b>	<b>0</b>	<b>0.0</b>	<b>0.0</b>	<b>NA</b>	<b>NA</b>	<b>0</b>	<b>0</b>	<b>2</b>	<b>0</b>	<b>0</b>	<b>15</b>

## Playoffs

Jan 6	@ Ind	L	p	0	0	0	0.0	0.0	NA	NA	0	0	0	0	0	0	0	1
<b>Totals</b>				<b>0-1</b>	<b>1/0</b>	<b>0</b>	<b>0</b>	<b>0</b>	<b>0.0</b>	<b>0.0</b>	<b>NA</b>	<b>NA</b>	<b>0</b>	<b>0</b>	<b>0</b>	<b>0</b>	<b>0</b>	<b>1</b>

## 2007 Kansas City Chiefs

Date	Opp	W/L	P/S	Tot	Solo	Asst	Sk	- Yds	QB	TFL	Int	- Yds	-TD	PD	FF	FR	- Yds	SpT
Sept 9	@ Hou	L	S	4	3	1	0.0	0.0	NA	NA	0	0	0	1	0	0	0	NA
Sept 16	@ Chi	L	S	7	6	1	0.0	0.0	NA	NA	0	0	0	0	1	0	0	NA
Sept 23	Min	W	S	3	3	0	0.0	0.0	NA	NA	0	0	0	0	0	0	0	NA
Sept 30	@ SD	W	S	3	3	0	0.0	0.0	NA	NA	0	0	0	0	0	0	0	NA
Oct 7	Jax	L	S	7	6	1	1.0	5.0	NA	NA	0	0	0	0	0	0	0	NA
Oct 14	Cin	W	S	5	5	0	0.0	0.0	NA	NA	1	21	0	1	0	0	0	NA
Oct 21	@ Oak	W	S	4	4	0	0.0	0.0	NA	NA	0	0	0	1	0	0	0	NA
Nov 4	GB	L	S	3	3	0	0.0	0.0	NA	NA	0	0	0	0	0	0	0	NA
Nov 11	Den	L	S	4	2	2	0.0	0.0	NA	NA	0	0	0	0	0	0	0	NA
Nov 18	@ Ind	L	p	7	6	1	0.0	0.0	NA	NA	0	0	0	1	0	0	0	NA
Nov 25	Oak	L	S	6	5	1	0.0	0.0	NA	NA	0	0	0	1	0	0	0	NA
Dec 2	SD	L	S	6	6	0	0.0	0.0	NA	NA	0	0	0	1	0	0	0	NA
Dec 9	@ Den	L	S	10	8	2	0.0	0.0	NA	NA	0	0	0	0	0	0	0	NA
Dec 16	Ten	L	S	5	5	0	0.0	0.0	NA	NA	0	0	0	1	0	0	0	NA
Dec 23	@ Det	L	S	8	6	2	0.0	0.0	NA	NA	1	2	0	2	0	0	0	NA
Dec 30	@ NYJ	L	S	9	7	2	0.0	0.0	NA	NA	0	0	0	0	0	0	0	NA
<b>Totals</b>				<b>4-12</b>	<b>16/15</b>	<b>91</b>	<b>78</b>	<b>13</b>	<b>1.0</b>	<b>5.0</b>	<b>NA</b>	<b>NA</b>	<b>2</b>	<b>23</b>	<b>0</b>	<b>9</b>	<b>1</b>	<b>0</b>

## 2008 Kansas City Chiefs

Date	Opp	W/L	P/S	Tot	Solo	Asst	Sk	- Yds	QB	TFL	Int	- Yds	-TD	PD	FF	FR	- Yds	SpT
Sept 7	@ NE	L	S	7	6	1	0.0	0.0	NA	NA	0	0	0	0	0	0	0	0
Sept 14	Oak	L	S	6	5	1	0.0	0.0	NA	NA	0	0	0	0	1	2	0	0
Sept 21	@ Atl	L	S	5	4	1	0.0	0.0	NA	NA	0	0	0	0	0	0	0	0
Sept 28	Den	W	S	4	4	0	0.0	0.0	NA	NA	0	0	0	1	0	0	0	0
Oct 5	@ Car	L	S	6	4	2	0.0	0.0	NA	NA	0	0	0	0	0	0	0	0
Oct 19	Ten	L	S	3	3	0	0.0	0.0	NA	NA	0	0	0	0	0	0	0	0
Oct 26	@ NYJ	L	S	7	6	1	0.0	0.0	NA	NA	0	0	0	1	0	0	0	0
Nov 2	TB	L	S	3	3	0	0.0	0.0	NA	NA	0	0	0	0	0	0	0	0
Nov 9	@ SD	L	S	10	8	2	0.0	0.0	NA	NA	1	0	0	2	0	0	0	0
Nov 16	NO	L	S	3	3	0	0.0	0.0	NA	NA	0	0	0	0	0	0	0	0
Nov 23	Bu	L	S	10	9	1	0.0	0.0	NA	NA	0	0	0	0	1	0	0	0
Nov 30	@ Oak	W	S	6	3	3	0.0	0.0	NA	NA	0	0	0	0	0	0	0	0
Dec 7	@ Den	L	S	7	7	0	0.0	0.0	NA	NA	0	0	0	0	0	0	0	0
Dec 14	SD	L	S	5	4	1	0.0	0.0	NA	NA	0	0	0	1	0	1	0	0
Dec 21	Mia	L	S	10	9	1	0.0	0.0	NA	NA	0	0	0	0	0	0	0	0
Dec 28	@ Cin	L	S	6	6	0	0.0	0.0	NA	NA	0	0	0	0	0	0	0	0
<b>Totals</b>				<b>2-14</b>	<b>16/16</b>	<b>98</b>	<b>84</b>	<b>14</b>	<b>0.0</b>	<b>0.0</b>	<b>NA</b>	<b>NA</b>	<b>1</b>	<b>0</b>	<b>5</b>	<b>2</b>	<b>3</b>	<b>0</b>

## 2009 Houston Texans

Date	Opp	W/L	P/S	Tot	Solo	Asst	Sk	- Yds	QB	TFL	Int	- Yds	-TD	PD	FF	FR	- Yds	SpT
Sept 12	NYJ	L							Not with team									
Sept 20	@ Ten	W							Not with team									
Sept 27	Jax	L	IA															
Oct 4	Oak	W	S	6	4	2	0.0	0.0	NA	NA	0	0	0	0	0	0	0	0
Oct 11	@ Ari	L	S	8	6	2	0.0	0.0	NA	NA	0	0	0	0	0	0	0	0
Oct 18	@ Cin	W	S	6	4	2	0.0	0.0	NA	NA	0	0	0	0	0	1	0	0
Oct 25	SF	W	S	6	6	0	0.0	0.0	NA	NA	0	0	0	0	0	0	0	0
Nov 1	@ Buf	W	S	7	4	3	0.0	0.0	NA	NA	0	0	0	0	0	0	0	0
Nov 8	@ Ind	L	S	12	9	3	0.0	0.0	NA	NA	2	36	0	3	0	0	0	0
Nov 23	Ten	L	S	8	7	1	0.0	0.0	NA	NA	0	0	0	1	0	1	0	0
Nov 29	Ind	L	S	10	8	2	0.0	0.0	NA	NA	0	0	0	0	0	0	0	0
Dec 6	@ Jax	L	S	11	11	0	0.0	0.0	NA	NA	0	0	0	0	0	0	0	0
Dec 13	Sea	W	S	6	5	1	0.0	0.0	NA	NA	1	70	1	1	0	0	0	0
Dec 20	@ StL	W	S	11	11	0	0.5	2.5	NA	NA	0	0	0	0	0	0	0	0
Dec 27	@ Mia	W	S	7	6	1	1.0	7.0	NA	NA	0	0	0	1	0	0	0	0
Jan 3	NE	W	S	6	5	1	0.0	0.0	NA	NA	1	15	0	1	0	1	0	0
<b>Totals</b>				<b>9-7</b>	<b>13/13</b>	<b>102</b>	<b>83</b>	<b>19</b>	<b>1.5</b>	<b>9.5</b>	<b>NA</b>	<b>NA</b>	<b>4</b>	<b>121</b>	<b>1</b>	<b>7</b>	<b>0</b>	<b>3</b>

## 2010 Houston Texans

Date	Opp	W/L	P/S	Tot	Solo	Asst	Sk	- Yds	QB	TFL	Int	- Yds	-TD	PD	FF	FR	- Yds	SpT
Sept 12	Ind	W	S	9	8	1	0.0	0.0	NA	NA	0	0	0	0	1	0	0	0
Sept 19	@ Was	W	S	6	5	1	0.0	0.0	NA	NA	0	0	0	0	0	0	0	0
Sept 26	Dal	L	S	15	6	9	0.0	0.0	NA	NA	0	0	0	1	0	0	0	0
Oct 3	@ Oak	W	S	11	8	3	0.0	0.0	NA	NA	0	0	0	0	0	0	0	0
Oct 10	NYG	L	S	10	8	2	0.0	0.0	NA	NA	0	0	0	1	0	0	0	0
Oct 17	KC	W	S	6	5	1	0.0	0.0	NA	NA	0	0	0	0	0	0	0	0
Nov 1	@ Ind	L	S	8	6	2	0.0	0.0	NA	NA	0	0	0	0	0	0	0	0
Nov 7	SD	L	S	9	8	1	0.0	0.0	NA	NA	0	0	0	0	1	0	0	0
Nov 14	@ Jax	L	S	2	2	0	0.0	0.0	NA	NA	0	0	0	1	0	0	0	0
Nov 21	@ NYJ	L	S	5	4	1	0.0	0.0	NA	NA	0	0	0	0	0	0	0	0
Nov 28	Ten	W	S	5	3	2	0.0	0.0	NA	NA	0	0	0	0	0	0	0	0
Dec 2	@ Phi	L	S	5	5	0	1.0	1.0	NA	NA	0	0	0	1	0	0	0	0
Dec 13	Bal	L	S	8	4	4	1.5	13.0	NA	NA	0	0	0	1	1	0	0	0
Dec 19	@ Ten	L	S	6	4	2	0.0	0.0	NA	NA	0	0	0	0	0	0	0	0
Dec 26	@ Den	L	S	7	6	1	0.0	0.0	NA	NA	0	0	0	0	1	0	0	0
Jan 2	Jax	W	IA															
<b>Totals</b>				<b>6-10</b>	<b>15/15</b>	<b>112</b>	<b>82</b>	<b>30</b>	<b>2.5</b>	<b>14.0</b>	<b>NA</b>	<b>NA</b>	<b>0</b>	<b>0</b>	<b>5</b>	<b>4</b>	<b>0</b>	<b>0</b>

## 20



## BERNARD POLLARD'S GAME-BY-GAME CONT.

### 2013 Tennessee Titans

Date	Opp	W/L	P/S	Tot	Solo	Asst	Sk	- Yds	QBP	TFL	Int	- Yds	-TD	PD	FF	FR	- Yds	SpT
Sept 8	@ Pit	W	S	6	5	1	0.0	0.0	0	0	0	0	0	0	0	0	0	0
Sept 15	@ Hou	L	S	12	9	3	0.0	0.0	0	0	1	32	0	1	0	0	0	0
Sept 22	SD	W	S	11	6	5	0.0	0.0	0	1	0	0	0	0	0	0	0	0
Sept 29	NYJ	W	S	9	7	2	0.0	0.0	0	0	0	0	0	1	0	0	0	0
Oct 6	KC	L	S	7	6	1	0.0	0.0	1	0	1	4	0	2	0	0	0	0
Oct 13	@ Sea	L	S	11	6	5	0.0	0.0	1	0	0	0	0	0	0	0	0	0
Oct 20	SF	L	S	5	2	3	0.0	0.0	0	0	0	0	0	0	0	0	0	0
Nov 3	@ StL	W	S	14	8	6	0.0	0.0	0	0	0	0	0	1	0	0	0	0
Nov 10	Jax	L	S	10	5	5	0.0	0.0	0	0	0	0	0	0	0	0	0	0
Nov 14	Ind	L	S	5	3	2	0.0	0.0	0	0	0	0	0	0	0	0	0	0
Nov 24	@ Oak	W	S	8	5	3	0.0	0.0	0	0	0	0	0	0	0	0	0	0
Dec 1	@ Ind	L	S	6	5	1	0.0	0.0	0	0	1	0	0	1	0	0	0	0
Dec 8	@ Den	L	S	12	9	3	0.0	0.0	0	1	0	0	0	3	0	0	0	0
Dec 15	Ari	L	S	10	7	3	0.5	4.5	0	1	0	0	0	0	0	0	0	0
Dec 22	@ Jax	W	S	8	5	3	0.0	0.0	0	0	0	0	0	2	0	0	0	0
Dec 29	Hou	W	S	8	5	3	0.0	0.0	0	0	0	0	0	1	0	0	0	0
Totals				7-9	16/16	142	93	49	0.5	4.5	2	3	3	36	0	12	0	0

### 2014 Tennessee Titans

Date	Opp	W/L	P/S	Tot	Solo	Asst	Sk	- Yds	QBP	TFL	Int	- Yds	-TD	PD	FF	FR	- Yds	SpT
Sept 7	@ KC	W	S	5	4	1	0.0	0.0	1	0	0	0	0	0	0	0	0	0
Sept 14	Dal	L	S	11	10	1	1.0	3.0	1	1	0	0	0	0	0	0	0	0
Sept 21	@ Cin	L	S	4	4	0	0.0	0.0	0	1	0	0	0	0	0	0	0	0
Sept 28	@ Ind	L	S	2	2	0	0.0	0.0	0	0	0	0	0	0	0	0	0	0
Oct 5	Cle	L	S	4	2	2	0.0	0.0	1	0	0	0	0	1	0	0	0	0
Oct 12	Jax																	
Oct 19	@ Was																	
Oct 26	Hou																	
Nov 9	@ Bal																	
Nov 17	Pit																	
Nov 23	@ Phi																	
Nov 30	@ Hou																	
Dec 7	NYG																	
Dec 14	NYJ																	
Dec 18	@ Jax																	
Dec 28	Ind																	
Totals				1-4	5/5	26	22	4	1.0	3.0	3	2	0	0	0	1	0	0

Placed on injured reserve on Oct. 8, 2014

## BERNARD POLLARD'S NFL STATISTICS

### REGULAR SEASON

Year	Team	GP	GS	TACKLES							INTERCEPTIONS					FUMBLES			
				Tot	Solo	Asst	Sk	Yds	QBP	TFL	No	Yds	Lg	TD	PD	FF	FR	Yds	SpT
2006	Kansas City	16	0	0	0	0	0.0	0.0	NA	NA	0	0	-	0	2	0	0	0	15
2007	Kansas City	16	15	91	78	13	1.0	5.0	NA	NA	2	23	21	0	9	1	0	0	1
2008	Kansas City	16	16	98	84	14	0.0	0.0	NA	NA	1	0	0	0	5	2	3	0	0
2009	Houston	13	13	102	83	19	1.5	9.5	NA	NA	4	121	70t	1	7	0	3	0	0
2010	Houston	15	15	112	82	30	2.5	14.0	NA	NA	0	0	-	0	5	4	0	0	0
2011	Baltimore	16	13	75	55	20	2.0	14.0	NA	NA	1	0	0	0	13	3	1	0	0
2012	Baltimore	13	13	98	71	27	2.0	14.0	NA	NA	1	0	0	0	6	0	0	0	0
2013	Tennessee	16	16	142	93	49	0.5	4.5	2	3	3	36	32	0	12	0	0	0	0
2014	Tennessee	5	5	26	22	4	1.0	3.0	3	2	0	0	0	0	1	0	0	0	0
NFL Totals		126	106	744	568	176	10.5	64.0	5	5	12	180	70t	1	60	10	7	0	16

### PLAYOFFS

Year	Team	GP	GS	TACKLES							INTERCEPTIONS					FUMBLES			
				Tot	Solo	Asst	Sk	Yds	QBP	TFL	No	Yds	Lg	TD	PD	FF	FR	Yds	SpT
2006	Kansas City	1	0	0	0	0	0.0	0.0	NA	NA	0	0	0	0	0	0	0	0	1
2011	Baltimore	2	2	17	10	7	0.0	0.0	NA	NA	0	0	0	0	1	0	0	0	0
2012	Baltimore	4	4	17	11	6	0.0	0.0	NA	NA	0	0	0	0	4	1	0	0	0
Playoff Totals		7	6	34	21	13	0.0	0.0	NA	NA	0	0	0	0	5	1	0	0	1

### Single-Game Highs

Tackles - 15 vs. Dallas (9/26/10)  
 Interceptions - 2 at Indianapolis (11/8/09)  
 Interception Long - 70t vs. Seattle (12/13/09)  
 Sacks - 1.5 vs. Baltimore (12/13/10)  
 Forced Fumbles - 2 at Jacksonville (10/24/11)  
 Fumble Recovery - 2 vs. Oakland (9/14/08)  
 Passes Defensed - 3 (Three times, last at Denver 12/8/13)

### Playoff Single-Game Highs

Tackles - 12 at New England (1/22/12)  
 Forced Fumbles - 1 at New England (1/20/13)  
 Passes Defensed - 2 vs. Indianapolis (1/6/13)

### Additional Statistics

Touchdowns - 2 (70-yard interception return vs. Seattle, 12/13/09; blocked punt recovered in the end zone vs. Jacksonville, 12/31/06)  
 Blocked Punts - 2 (1 at Arizona, 10/8/06; 1 vs. Jacksonville, 12/31/06)  
 Blocked Field Goal - 2 (1 at Washington, 9/19/10; 1 vs. San Diego, 9/22/13)  
 Blocked Extra Point - 1 at Jacksonville (12/22/13)

83



## RICO RICHARDSON

WIDE RECEIVER • 6'1" • 185 lbs • COLLEGE: JACKSON STATE

ACQUIRED: FREE AGENT - 2014 • NFL EXPERIENCE: 1/1

HOMETOWN: NATCHEZ, MISS.

GAMES PLAYED/GAMES STARTED: 1/0 (PLAYOFFS: 0/0)



**PRO:** Rico Richardson was originally signed as a rookie free agent by the Kansas City Chiefs following the 2013 NFL Draft. Prior to arriving in Tennessee, the 6-foot-1-inch, 185-pounder spent seven weeks on the Houston Texans' practice squad in 2013. The Jackson State product was signed by the Titans late in the 2014 offseason to provide depth at the wide receiver position.

### TITANS TIDBITS:

- Richardson ran an impressive time of 4.38 seconds in the 40-yard dash, recorded a 35½-inch vertical jump and 10-foot-1 broad jump at the Super Regionals in Dallas prior to the 2013 NFL Draft.

### CAREER TRANSACTIONS:

- The Natchez, Miss., native was originally signed by the Kansas City Chiefs as a rookie free agent on May 1, 2013.
- Waived by the Chiefs on Aug. 31, 2013.
- Signed by the Houston Texans to their practice squad on Nov. 13, 2013.
- Signed by the Texans to a future contract on Dec. 30, 2013.
- Waived by the Texans on May 14, 2014.
- Signed by the Titans as a free agent on June 13, 2014.
- Waived by the Titans on Aug. 30, 2014 and signed to the team's practice squad a day later.
- Signed by the Titans to the active roster from their practice squad on Dec. 17, 2014.

### SEASON RECAPS:

**2014 (1/0 - Tennessee):** Played in one game as a reserve wide receiver. Was inactive for the regular season finale. Spent the first 15 weeks of the season on the Titans' practice squad. Made his NFL debut at Jacksonville (12/18).

- At Jacksonville (12/18), saw limited action as a reserve wide receiver in the fourth quarter.
- Against Indianapolis (12/28), was inactive.

**2013 (0/0 - Houston):** Spent the final seven weeks on the Texans' practice squad after signing on Nov. 13, 2013.

### COLLEGE:

- Played in 43 games with 20 starts at Jackson State, recording 146 catches for 2,722 yards (18.6 avg.) and 26 touchdowns.
- As a senior (2012), started 12 games and caught 60 passes for 1,153 yards and 11 touchdowns.
- As a junior (2011), started 11 games for the Tigers and hauled in 37 passes for a team-high 896 yards and 11 touchdowns.
- As a sophomore (2010), played in 11 games and tied for third on the team with 34 receptions for 538 yards and four touchdowns. Averaged 15.8 yards per reception and had a long receiving play of 59 yards. Posted a team-high 10 punt returns for 43 yards.
- As a freshman (2009), ranked second in the SWAC in punt return avg. (9.2) and was also fourth on the team in receptions as a true freshman. Played in nine games and caught 15 passes for 135 yards.

### PERSONAL:

- Attended Natchez (Miss.) High School and earned first-team all-region honors.
- Set the Natchez school record with 3,500 yards receiving.
- As a senior, recorded 46 receptions for 891 yards and seven touchdowns. Also rushed for 442 yards and six touchdowns on 42 carries.
- Participated in track and field and was the Class 5A state champion in the triple jump (46 feet, 11 inches).
- Also played basketball in high school.
- Born Rico Richardson on July 1, 1991 in Natchez, Miss.

## RICO RICHARDSON'S GAME-BY-GAME

2014 Tennessee Titans				RECEIVING					
Date	Opp.	W/L	P/S	No	Yds	Avg	Lg	TD	
Dec 18	@ Jax	L	p	0	0	-	0	0	
Dec 28	Ind	L	IA						
Totals		0-2	1/0	0	0	0.0	0	0	

## RICO RICHARDSON'S NFL STATISTICS

REGULAR SEASON				RECEIVING					RUSHING				
Year	Team	GP	GS	No	Yds	Avg	Lg	TD	Att	Yds	Avg	Lg	TD
2014	Tennessee	1	0	0	0	-	0	0	0	0	-	0	0
NFL Totals		1	0	0	0	-	0	0	0	0	-	0	0

### Single-Game Highs

Receptions -  
Receiving Yards -  
Long Reception -  
Touchdowns -

71



## MICHAEL ROOS

TACKLE • 6'7" • 313 lbs • COLLEGE: EASTERN WASHINGTON  
 ACQUIRED: 2ND ROUND - 2005 • NFL EXP. (NFL/TITANS): 10/10  
 HOMETOWN: VANCOUVER, WASH.  
 GAMES PLAYED/GAMES STARTED: 148/148 (PLAYOFFS: 2/2)



2013

PRO BOWLS



2008

**PRO:** Michael Roos has become one of the NFL's top tackles. Roos' size (6-7, 313 pounds), athleticism and intelligence have made him one of the premier left tackles in the league. He also has been among the most durable of all current linemen, registering starts in all but one game in his first nine seasons—15 games at right tackle and 128 contests at left tackle. The only game he missed from 2005 through 2013 was as a result of an appendectomy in 2012. During that time period, his efforts helped the Titans allow the third-lowest number of sacks in the NFL (244) behind only the Indianapolis Colts and New Orleans Saints. Titans running backs accumulated eight individual 1,000-yard rushing seasons in Roos' first nine seasons. Roos has appeared in the Pro Bowl and has been named first-team *Associated Press* All-Pro (2008).

### CAREER HIGHLIGHTS:

- During the 2012 season, Roos' streak of 119 consecutive starts was snapped after he had an emergency appendectomy. At the time, Roos' streak ranked second in the NFL among all offensive tackles, trailing only Detroit's Jeff Backus.
- Roos was the only member of the 2005 NFL Draft class to start all 112 regular season games from 2005 through 2011. No other member of the class even started every game from 2005 through 2010.
- In 2009, was a member of an offensive line that blocked for the NFL's second-best rushing attack (162.0 yards per game) and opened holes for Chris Johnson who became just the sixth player in NFL history to rush for 2,000 yards. Also, part of an offensive front that allowed just 16 sacks, the second fewest in the NFL.
- In 2008, the Eastern Washington product was selected to his first career Pro Bowl and was named first-team *Associated Press* All-Pro after helping the offensive line allow an NFL-low 12 sacks.
- Roos began playing football as a high school senior and did not play on the offensive line until his sophomore year in college. He gained notoriety among NFL scouts with his impressive showing at the 2005 Senior Bowl, dominating Division I-A players at both left and right tackle spots. At the NFL Combine, he ran the 40-yard dash in 5.3 seconds, bench pressed 225 pounds 19 times and displayed a 29-inch vertical leap.

### TITANS TIDBITS:

- Roos is good friends with members of the comedy troupe Broken Lizard, whose films include *Super Troopers* and *Beerfest*. Roos appeared in Broken Lizard's 2012 movie *Babymakers* as a security guard.
- Roos is a travel enthusiast and has spent time during each of the last several offseasons in Europe. He takes an annual golfing trip to Ireland for St. Patrick's Day. He spent a week touring Italy and another week in Adelboden, Switzerland, in 2011, and in 2012, Roos and his wife, Katherine, spent two weeks in Brussels, London and Amsterdam. Roos' 2013 travels took him to Scotland, and in 2014, he visited Croatia.
- In 2010, Roos pledged \$500,000 toward the Eastern Washington University's "Red Turf" project at Woodward Field in Cheney, Wash. The red artificial field was the first of its kind, not just in NCAA Division I football, but in the entire country. In the first year the turf was installed, Eastern Washington won the FCS Championship.
- In June 2010, Roos launched his annual Michael Roos Foundation Fish and Chip event at the Coeur d'Alene Resort in Idaho. The three-day event features a night cruise and live auction, bass fishing tournament and golf tournament. The event has been attended by several teammates and other notable guests, including Ahmad Hall, Mike Otto, Jake Scott, David Stewart, Randy Moss, Vince Young, Mark Rypien, Dennis Erickson, Kenny

Easley, Jake Locker, Matt Hasselbeck, Steve Hutchinson, Dick Butkus and members of the Broken Lizard comedy troupe. In 2012, Roos finished third in his tournament.

- Roos became just the second Eastern Washington player in school history to have his jersey number permanently retired with a ceremony on Oct. 24, 2009.
- Roos spent the first 10 years of his life in the former Soviet Republic of Estonia, where his family lived in poverty despite his mother, Mae Bates, teaching violin during the day and working nights at a hotel desk. In 1992, one year after the collapse of the Soviet Union, his mother immigrated with him, his brother and his sister to Vancouver, Wash., where they lived with an aunt. In July 2007, Roos, along with his wife, Katherine, traveled back to Estonia for the first time since leaving the country.
- He earned a scholarship to Eastern Washington after playing one season at tight end in high school. He redshirted as a tight end on the football team and also redshirted on the basketball team for one season before focusing exclusively on football. He spent a year playing on the defensive line before switching to offensive tackle, where he started at left tackle every game for the next three seasons, a total of 35 consecutive contests.
- His mother now teaches English as a second language at an Atlanta, Ga., elementary school.
- Roos is believed to be the first Estonian to play in the NFL.
- One of Roos' college coaches was former Titans offensive lineman Tom Ackerman. In scouting Roos, the team – and particularly then-offensive line coach Mike Munchak – was able to speak frankly with Ackerman and gain further insight regarding the rookie's personality and abilities.

### CAREER TRANSACTIONS:

- A native of Estonia, Roos was selected by the Titans in the second round (41st overall) of the 2005 NFL Draft.

### SEASON RECAPS:

**2014 (5/5):** Started the first five games of the season at left tackle. Was placed on injured reserve on Oct. 12, 2014.

- At Kansas City (9/7), started at left tackle and helped open holes for Titans' rushers to gain 162 yards on the ground.
- Against Dallas (9/14), started at left tackle. Tied Zeke Moore for 13th place on the franchise's all-time games played list with his 145th career game.
- At Cincinnati (9/21), started at left tackle and helped block for Titans' rushers to gain 149 yards on 28 carries (5.3 avg.). Tied Ted Thompson for 12th place on the franchise's all-time games played list with 146.
- At Indianapolis (9/28), started at left tackle.
- Against Cleveland (10/5), started at left tackle and helped the Titans' offense amass 410 total yards. Played in his 148th career game, passing former Oilers linebacker Robert Brazile (147) for 11th place on the franchise's all-time games played list.

**2013 (16/16):** Started all 16 games at left tackle. Was voted a team captain for the 2013 season by his teammates.

- Against San Diego (9/22), helped block for an offense that amassed 452 total yards, including 170 on the ground.
- Against N.Y. Jets (9/29), blocked for the Titans' offense that amassed 322 total yards and four touchdowns.
- At St. Louis (11/3), blocked for Titans' ball carriers to gain 198 rushing yards on 35 carries (5.7 avg.).
- Against Jacksonville (11/10), was part of an offensive front that allowed just one sack on 42 pass attempts.

- Against Arizona (12/15), helped protect Ryan Fitzpatrick allowing him to throw for a career-high 402 yards.
- At Jacksonville (12/22), helped open holes for Titans ball carriers to accumulate 182 yards on the ground.

**2012 (15/15):** Started 15 games at left tackle. Had started 119 consecutive games at tackle for the Titans before suffering an emergency appendectomy and missing the game against Indianapolis (10/28/12).

- At San Diego (9/16), was a member of an offensive front that did not allow a sack on 30 pass attempts.
- Against Detroit (9/23), was a part of an offensive line that did not allow a sack on 42 pass attempts and created time for Jake Locker to amass 378 passing yards.
- At Houston (9/30), helped open holes for Titans rushers to gain 158 yards on the ground, including 141 rushing yards for Chris Johnson.
- At Buffalo (10/21), opened holes for Chris Johnson to amass 195 rushing yards on just 18 carries.
- Against Indianapolis (10/28), was inactive for the first time after 119 consecutive starts following an emergency appendectomy earlier in the week.
- At Miami (11/11), helped open holes for Titans' rushers to gain 177 rushing yards on 37 carries.
- Against N.Y. Jets (12/17), helped open holes for Titans' ball carriers to gain 167 yards on the ground.

**2011 (16/16):** Named to the *Sporting News* All-Pro team. Started all 16 games at left tackle and was a part of a unit that allowed just 24 sacks, which tied for the second-lowest total in the NFL. Made his 100th career start at Cleveland (10/2/11).

- Against Baltimore (9/18), was a member of an offensive front that did not allow a sack on 42 pass attempts.
- Against Denver (9/25), was a part of an offensive front that provided time for Matt Hasselbeck to amass 311 passing yards.
- At Cleveland (10/2), made his 100th consecutive start at tackle and was a member of an offensive line that did not allow a sack. Helped open holes for Chris Johnson to amass 101 rushing yards on 23 carries.
- At Carolina (11/13), was a member of an offensive line that opened holes for Titans' ball carriers to gain 172 yards on the ground.
- Against Tampa Bay (11/27), was a member of an offensive front that opened holes for Titans' ball carriers to gain 202 yards on the ground, including 190 rush yards by Chris Johnson.
- At Buffalo (12/4), helped block for Titans' rushers gain 187 yards on 31 carries (6.0 avg.).
- Against Jacksonville (12/24), started at left tackle and provided protection for Matt Hasselbeck to register 350 passing yards.

**2010 (16/16):** Started 16 games at left tackle and was a member of an offensive front that opened holes for Titans' ball carriers to gain 1,727 rushing yards in 2010.

- Against Oakland (9/12), was a member of an offensive front that opened holes for Titans' rushers to gain 205 yards on the ground.
- At N.Y. Giants (9/26), was a part of an offensive line that opened holes for Titans' rushers to gain 161 yards on the ground.
- At Jacksonville (10/18), was a part of an offensive front that did not allow a sack in 21 pass attempts. Member of a unit that opened holes for Titans' ball carriers to gain 153 rushing yards.
- Against Philadelphia (10/24), was a member of an offensive front that did not give up a sack in the second half, allowing Kerry Collins to rack up 214 passing yards after halftime in the victory.
- At San Diego (10/31), was a part of an offensive line that did not allow a sack on 36 pass attempts.
- Against Indianapolis (12/9), started at left tackle and was a part of an offensive front that did not allow a sack on 39 pass attempts and opened holes for Titans' ball carriers to gain 121 yards on the ground.
- At Indianapolis (1/2), was a member of an offensive front that allowed just one sack on 39 pass attempts, while Kerry Collins amassed 300 yards passing.

**2009 (16/16):** Started all 16 games for the fifth consecutive season and was named an AP second-team All-Pro. Member of an offensive line that blocked for the NFL's second-best rushing attack (162.0 yards per game) and opened holes for Chris Johnson who became just the sixth player in NFL history to rush for 2,000 yards. Part of an offensive front that allowed just 16 sacks, the second fewest in the NFL. Helped open holes for Titans'

rushers to gain 305 rushing yards, the second most yards on the ground in franchise history, against Jacksonville (11/1/09).

- Against Houston (9/20), helped open holes for the Titans to gain 240 yards on the ground, including a then career-best 197 rushing yards from Chris Johnson.
- Against Jacksonville (11/1), blocked for Titans' rushers to gain 305 rushing yards, the second most yards on the ground in franchise history. Part of an offensive front that did not allow a sack on 18 pass attempts in the Titans' 30-13 victory. Helped Chris Johnson set the franchise record with 228 rushing yards.
- Against Arizona (11/29), was a part of an offensive front that helped the unit amass 532 total yards in the Titans' 20-17 come-from-behind victory.
- At Seattle (1/3), was a member of an offensive front that opened holes for Chris Johnson to gain 134 yards on the ground, allowing him to surpass 2,000 rushing yards for the season. Part of an offensive line that did not allow a sack on 28 pass attempts in the Titans' season-ending 17-13 victory.

**2008 (16/16, 1/1):** Selected to his first career Pro Bowl and was named first-team Associated Press All-Pro after starting all 16 games at left tackle. Was also selected to All-Pro or All-NFL teams by the Dallas Morning News, Pro Football Weekly/Professional Football Writers of America, Sports Illustrated and Sporting News. Part of an offensive line that allowed an NFL-low 12 sacks in 2008. Member of an offensive line that opened holes for Titans' rushers to gain a franchise-record 332 rushing yards at Kansas City (10/19). Part of an offensive front that did not allow a sack for five consecutive games (9/21/08 – 10/27/08).

- At Cincinnati (9/14), helped pave the way for Titans' rushers to gain 177 yards on the ground in the 24-7 road victory. Saved a turnover by recovering a Kerry Collins' fumble at the Tennessee 38-yard line in the second quarter.
- At Baltimore (10/5), member of an offensive line that did not allow a sack on 32 pass attempts in the Titans' 13-10 comeback victory over the Ravens. Marked the third consecutive game the front did not allow a sack.
- At Kansas City (10/19), member of an offensive front that opened holes for Tennessee ball carriers to rush for a franchise-record 332 rushing yards in the Titans' commanding 34-10 road victory over the Chiefs. Part of an offensive line that did not allow a sack for the fourth straight game.
- Against Indianapolis (10/27), part of an offensive line that did not allow a sack despite 37 pass attempts in the Titans' 31-21 victory over the Colts on Monday Night Football.
- At Detroit (11/27), member of an offensive front that blocked for Titans' ball carriers to gain 292 yards on the ground in the Titans' commanding 47-10 victory over the Lions on Thanksgiving.
- Against Pittsburgh (12/21), part of an offensive front that helped amass 322 total yards, the most against Pittsburgh this season, in the Titans' 31-14 victory.
- In Divisional playoffs against Baltimore (1/10), helped the Titans offense amass 391 total yards.

**2007 (16/16, 1/1):** Started all 16 games at left tackle for the third consecutive season. Helped open holes for Titans' rushers to average 131.8 yards per game, ranking the rushing attack fifth in the NFL. Blocked for LenDale White who registered his first 1,000-yard rushing season (1,110) in his second NFL campaign. Part of an offensive front that finished 14th in the league with 30 sacks allowed.

- At Jacksonville (9/9), member of an offensive front that opened holes for Titans' rushers to gain 282 rushing yards, the second-highest total in franchise history.
- At Houston (10/21), member of an offensive line that opened holes for Titans' rushers to gain 155 rushing yards in the Titans' thrilling 38-36 victory over the Texans. Part of an offensive front that allowed just one sack on 42 pass attempts.
- At Indianapolis (12/30), part of an offensive line that opened holes and provided protection allowing the offense to gain 356 total yards in the Titans' 16-10 playoff-clinching victory.

**2006 (16/16):** Started all 16 games for second consecutive season. Made all 16 starts at left tackle and helped rushing offense rank third in the AFC and fifth in the NFL with 2,214 yards. Helped set franchise season record with 4.7-average yards per carry (seventh in NFL), and was member of line that finished tied for 10th in NFL with 29 sacks allowed. Protected



quarterback Vince Young, who was named Associated Press Offensive Rookie of the Year.

- At Indianapolis (10/8), helped offense gain 214 rushing yards and held Colts without a sack.
- Against Indianapolis (12/3), blocked for offense that gained 382 yards, including season-high 219 on ground, and did not allow any sacks for second game of season versus Colts.
- At Buffalo (12/24), helped team rush for 215 yards.

**2005 (16/16):** Started all 16 games in rookie season – 15 games at right tackle and one contest at left tackle (9/11 at Pittsburgh). Protected quarterback Steve McNair as team ranked ninth in NFL in passing and Chris Brown and Travis Henry combined for 1,186 rushing yards. Helped team finish tied for 10th in league in fewest sacks allowed (31).

- In season opener at Pittsburgh (9/11), started at left tackle against eventual Super Bowl Champions in NFL debut. Started in place of Brad Hopkins.
- Following week against Baltimore (9/18), started at right tackle and helped offense gain 290 yards in victory. Started at right tackle for remainder of season.

#### **COLLEGE:**

- At Eastern Washington, started 35 consecutive games at left tackle after beginning his career as defensive lineman. Earned numerous accolades, including first-team All-American by The NFL Draft Report, American Football Coaches Association and The Sports Network, second-team AP All-American, Division I-AA Offensive Lineman of the Year by The NFL Draft Report, unanimous first-team All-Big Sky Conference and two-time Big Sky All-Academic selection.
- As senior, started all 13 games at left offensive tackle. Contributed 113 knockdown blocks and 17 blocks that resulted in touchdowns while allowing just two sacks all season.
- As junior, started every game at left tackle for second-consecutive season and earned honorable mention All-Big Sky Conference. Totaled 61 knockdown blocks with seven blocks resulting in touchdowns.
- As sophomore, started all 11 games at left tackle and earned honorable mention All-Big Sky honors.
- As redshirt freshman, played in eight games as defensive end and defensive tackle with two starts and totaled 17 tackles, 1.5 sacks, three tackles for loss, one forced fumble and one fumble recovery.
- Graduated in March 2005 with double major in finance and economics.

#### **PERSONAL:**

- Married to Katherine (July 2006), couple resides in Nashville and maintains close connections in Vancouver, Wash.
- Named second-team All-Greater St. Helens League as tight end at Mountain View (Vancouver, Wash.) High School after recording 18 receptions for 306 yards and three touchdowns as senior. Also collected 40 tackles and two sacks as defensive lineman.
- Earned All-League honors for Mountain View basketball team and also threw javelin for track & field team (long throw of 185 feet).
- Earned scholar-athlete honors three times in basketball, twice in track and once in football.
- List of favorites: (movies) "The Dark Knight," "Anchorman," "Borat," "Hitman" and "The 40-Year-Old Virgin"; (TV shows) "Family Guy," "The Office" and "Seinfeld"; (actor) Will Ferrell; (music artist) Brian McKnight; (video games) Madden NFL Football and Call of Duty; (school subject) finance; (food) City House pork belly ham pizza; and (book) "The Da Vinci Code."
- Born Mihkel Roos on Oct. 5, 1982 in Tallinn, Estonia.

## **MICHAEL ROOS' NFL STATISTICS**

### **REGULAR SEASON**

Year	Team	GP	GS
2005	Tennessee	16	16
2006	Tennessee	16	16
2007	Tennessee	16	16
2008	Tennessee	16	16
2009	Tennessee	16	16
2010	Tennessee	16	16
2011	Tennessee	16	16
2012	Tennessee	15	15
2013	Tennessee	16	16
2014	Tennessee	5	5
<b>NFL Totals</b>		<b>148</b>	<b>148</b>

### **PLAYOFFS**

Year	Team	GP	GS
2007	Tennessee	1	1
2008	Tennessee	1	1
<b>Playoff Totals</b>		<b>2</b>	<b>2</b>

### **Starts Breakdown:**

2005 - LT 1, RT 15; 2006 - LT 16; 2007 - LT 16 (Playoffs 1); 2008 - LT 16 (Playoffs 1); 2009 - LT 16; 2010 - LT 16; 2011 - LT 16; 2012 - LT 15; 2013 - LT 16; 2014 - LT 5

### **Additional Career Statistics**

Receptions - 1 for 7 yards (2005)

Tackles - 2 (2006), 2 (2007), 3 (2009), 1 (2010), 4 (2011), 1 (2012), 1 (2013)

Fumble Recoveries - 1 (2008), 1 (2013)

20



## BISHOP SANKEY

RUNNING BACK • 5'10" • 209 lbs • COLLEGE: WASHINGTON  
 ACQUIRED: 2ND ROUND - 2014 • NFL EXP. (NFL/TITANS): ROOKIE  
 HOMETOWN: WADSWORTH, OHIO  
 GAMES PLAYED/GAMES STARTED: 16/9 (PLAYOFFS: 0/0)



**PRO:** The Titans selected Bishop Sankey as the first running back off the board with the 54th overall pick in the 2014 NFL Draft. The 5-foot-10-inch, 209-pounder displays good vision and instincts to go along with extraordinary change of direction and athleticism. The University of Washington product possesses an athletic frame and low center of gravity as a runner, and is a threat out of the backfield as a receiver.

### CAREER HIGHLIGHTS:

- As a junior, Sankey was a first-team All-Pac-12 selection, setting a school record with a career-best 1,870 rushing yards and 20 rushing scores.
- As a sophomore (2012), Sankey's 1,439 yards on the ground ranked fourth on Washington's annual record chart. He found the end zone 16 times on the ground, the third-highest total by a Husky in a campaign.

### TITANS TIDBITS:

- Sankey's grandfather, Albert, had been blind in his left eye for more than 30 years. When Bishop was younger, Albert used to make a trip at the end of each summer from his home in Montgomery, Ala., to stay with his family in northeast Ohio. Over the summer months, Albert would be a regular at his grandson's peewee football games. By the time Bishop was in middle school, all his grandfather could see on the field were shadows. Finally after a cornea transplant restored sight in his right eye, Albert was able to see Bishop play for the first time at Stanford during his junior campaign.
- Sankey's father, Christopher, is in the Air Force and has been deployed three times to the Middle East.
- Sankey was featured on the ESPN documentary *Draft Academy* which followed him through the draft process.

### CAREER TRANSACTIONS:

- The Wadsworth, Ohio, native was selected by the Titans in the second round (54th overall) the 2014 NFL Draft.

### SEASON RECAPS:

**2014 (16/9):** Played in all 16 games with nine starts at running back during his rookie campaign and led the team with 551 rushing yards on 152 carries with two touchdowns. Caught 18 passes for 133 yards out of the backfield. Returned seven kickoffs for 198 yards (28.3 avg.). Led the team in rushing yards nine times in 2014 (at CIN, vs. JAX, at WAS, vs. HOU, at BAL, vs. PIT, at PHI, at HOU, at JAX). Tied for the team lead in receptions once in 2014 (vs. HOU). Made his NFL debut at Kansas City (9/7/14). Scored his first career rushing touchdown on a two-yard plunge at Indianapolis (9/28/14). Made his first career NFL start at running back against Jacksonville (10/12/14).

- At Kansas City (9/7), made his NFL debut as a reserve at running back. Carried the ball six times for 25 yards.
- Against Dallas (9/14), saw limited action at running back and rushed twice for three yards.
- At Cincinnati (9/21), played as a reserve at running back and led the team with 61 rushing yards on 10 carries. Caught one pass for nine yards.
- At Indianapolis (9/28), saw action as a reserve at running back and carried the ball six times for 34 yards with his first career rushing touchdown. Caught two passes for 23 yards out of the backfield. Found the end zone on a two-yard touchdown jaunt with 35 seconds remaining in the third quarter.
- Against Cleveland (10/5), saw action as a reserve running back and carried the ball eight for 27 yards.
- Against Jacksonville (10/12), made his first career NFL start at running back and led the team with 61 rushing yards on 18 carries. Snared one

reception for seven yards out of the backfield. Helped set up the Titans' second field goal with a 22-yard run off left tackle.

- At Washington (10/19), saw significant action as a reserve running back and carried the ball 16 times for 56 yards.
- Against Houston (10/26), saw significant action as a reserve running back and rushed for 35 yards on nine carries. Tied for the team lead with four receptions for 25 yards.
- At Baltimore (11/9), started at running back and carried the ball 16 times for 55 yards. Hauled in three passes for 19 yards.
- Against Pittsburgh (11/17), started at running back and notched 38 rushing yards on 11 carries with a touchdown. Hauled in one reception for 17 yards. Returned three kickoffs for 82 yards. Cut the Steelers' lead to 10-7 with a nine-yard touchdown run with 8:08 left to play in the first quarter.
- At Philadelphia (11/23), started at running back and posted 37 rushing yards on 10 carries. Caught two passes for 14 yards. Returned two kickoffs for 45 yards.
- At Houston (11/30), started at running back and rushed for 42 yards on 10 carries. Returned two kickoffs for 71 yards.
- Against N.Y. Giants (12/7), started at running back and carried the ball nine times for 25 yards and caught two passes for two yards.
- Against N.Y. Jets (12/14), started at running back and rushed three times for eight yards. Caught one pass for 18 yards.
- At Jacksonville (12/18), started at running back and led the team with 44 rushing yards on 14 carries. Caught one pass for nine yards out of the backfield.
- Against Indianapolis (12/28), played as a reserve at running back and rushed four times for 18 yards.

### COLLEGE:

- During his three-year career at Washington, Sankey appeared in 38 games, starting his last 25 contests. He carried the ball 644 times for 3,496 yards and 37 touchdowns, adding 567 yards and one score on 67 receptions. His 3,496 career rushing yards were the third-most in Huskies' history. In 2013, with a 200-yard game against Washington State in the Apple Cup, he finished the game and the regular season with 1,775 yards for the season, breaking Corey Dillon's 1996 record of 1,695 yards. On the same play on which he passed Dillon, a seven-yard touchdown run in the third quarter, he also broke Napoleon Kaufman's UW career rushing touchdowns record, with his 35th. He decided to forego his senior season and enter the NFL draft in January 2013.

**AS A JUNIOR (2013),** selected a team captain and was named second-team All-America by the Associated Press, the Football Writers Association of America and the Walter Camp Football Foundation, as well as third-team by Athlon. Earned first-team All-Pac-12 and also named second-team Academic All-Pac-12. Was named one of three finalists for the Doak Walker Award.

- Ended the season ranked first in the Pac-12 and fourth in the nation in rushing yards with 1,870, a school record and 10th-most in Pac-12 history. Also ranked fourth in the nation in rushing yards per game (143.8) and carries (327) and sixth with 20 rushing touchdowns.
- Against Boise State (8/31), opened the season by rushing for 161 yards and two scores on 25 carries.
- At Illinois (9/14), set then career-highs with 35 carries and 208 rushing yards in the win, where he scored one rushing touchdown while catching three passes for 63 yards and a 31-yard score.
- Against Arizona (9/28), broke Corey Dillon's school record with 40 carries in the win. Rushed for 161 yards and a touchdown.
- Against Oregon (10/12), was the first player during season to rush for

100 yards against the Ducks, going for 167 and two scores on 28 carries. Rushed for touchdowns from 60 and 25 yards out.

- Against California (10/26), rushed for a new career-high in the win, going for 241 yards and two touchdowns on 27 carries. The 241 yards were eighth-most in Washington history and passed 1,000 yards in the Cal game, becoming just the fourth UW back ever to rush for 1,000 yards in more than one season.

- At Oregon State (11/23), rushed for 179 yards and a career-high three touchdowns on 23 carries at Oregon State, tying the school record for career rushing touchdowns (34, Napoleon Kaufman, 1991-94).

- Against Washington State (11/29), rushed for 200 yards and a touchdown on 35 carries in the Apple Cup win, his third 200-yard game of the season.

**AS A SOPHOMORE (2012)**, earned honorable mention All-Pac-12 and won the Earle T. Glant "Tough Husky" Award at the team's postseason banquet. Finished the year with 1,439 yards, the third-highest total in UW single-season history. Also had 16 rushing touchdowns, the second-most ever at Washington. His 289 carries were third-most in school history. His 110.7 rushing yards per game ranked eighth at UW while points scored (16 touchdowns) were good for ninth on the Husky season charts.

- At California (11/2), added more career-bests when he rushed for 189 yards and two touchdowns on 29 carries.

- Against Utah (11/10), set a new career-high with 34 carries good for 156 yards and two scores. Also had four catches.

- At Colorado (11/17), ran for 130 yards on 23 carries and caught four passes for 48 yards in the win.

- Against Boise State (12/22), named the MVP of the MAACO Bowl Las Vegas when he rushed for a school bowl-record 205 yards on 30 carries while also catching six passes for 74 yards.

**AS A FRESHMAN (2011)**, saw action in 12 of the Huskies' 13 games, playing both at tailback and on special teams. Carried the ball 28 times for 187 yards with a touchdown. Caught six passes for 14 yards and returned seven kickoffs for 134 yards.

- Against Colorado (10/15), rushed for 71 yards and a touchdown on eight carries.

- At Southern California (11/12), rushed for 22 yards on four carries and caught four passes for 13 yards.

- Majored in communications at Washington.

#### PERSONAL:

- Splits time between Nashville and Los Angeles, Calif.

- Attended Gonzaga Preparatory School (Spokane, Wa.), lettering in football for three years. Moved to the state of Washington after spending his freshman year in Ohio, where he piled up 1,800 rushing yards on his school's freshmen team.

- Was a two-time Seattle Times all-state selection at running back and finished his career as all-time leading rusher in Greater Spokane League history with 4,355 yards.

- As a senior in 2010, named the Inland Northwest Youth Awards Male Athlete of the Year, 4A first-team all-state by the Associated Press and Greater Spokane League MVP. Rushed for 2,518 yards as a senior, also a GSL record.

- As a junior, rushed for 2,011 yards and 17 touchdowns in nine games, earning first-team All-GSL and honorable mention 4A all-state from the AP.

- Lettered with the outdoor track team for three seasons, performing as a sprinter, a jumper and on the relay teams.

- Follow Sankey on Twitter and Instagram at @BishopSankey.

- List of favorites: (TV show) "Martin"; (movie) "Friday Night Lights"; (music artists) Tasha Cobbs, Kirk Franklin, Drake, J. Cole and Fred Hammond; (school subject) history; (actor) Will Smith; (book) self-improvement books and non-fiction; (childhood sports hero) Javon Ringer, who he followed closely from his childhood in Ohio; (childhood sports team) Cleveland Indians; (video game) any sports game; and (food) Italian, especially pasta.

- Born Bishop Shaquille Sankey on Sept. 15, 1992 in Wadsworth, Ohio.

## BISHOP SANKEY'S COLLEGE STATISTICS

### REGULAR SEASON

Year	Team	GP	GS	No	Yds	Avg	Lg	TD	No	Yds	Avg	Lg	TD	No	Yds	Avg	Lg	TD
2011	Washington	12	0	28	187	6.7	33	1	6	14	2.3	6	0	7	134	19.1	30	0
2012	Washington	13	12	289	1,439	5.0	61t	16	33	249	7.6	42	0	0	0	-	0	0
2013	Washington	13	13	327	1,870	5.7	60t	20	28	304	10.9	40	1	0	0	-	0	0
College Totals		38	25	644	3,496	5.4	61t	37	67	567	8.5	42	1	7	134	19.1	30	0

### Single-Game Highs

Rushing Attempts - 40 vs. Arizona (9/28/13)

Rushing Yards - 241 vs. California (10/26/13)

Long Rush - 61t vs. Stanford (9/27/12)

Rushing Touchdowns - 3 at Oregon State (11/23/13)

Receptions - 6 (Twice, last vs. Boise State 12/22/12)

Receiving Yards - 74 vs. Boise State (12/22/12)

Long Reception - 42 vs. Boise State (12/22/12)

Receiving Touchdowns - 1 at Illinois (9/14/13)

### Additional Career Statistics

Tackles - 1 (2013), 1 (2012)

## BISHOP SANKEY'S GAME-BY-GAME

2014 Tennessee Titans			RUSHING						RECEIVING																		
Date	Opp	W/L	P/S	Att	Yds	Avg	Lg	TD	No	Yds	Avg	Lg	TD														
Sept 7	@ KC	W	p	6	25	4.2	12	0	0	0	-	0	0	Nov 9	@ Bal	L	S	16	55	3.4	11	0	3	19	6.3	9	0
Sept 14	Dal	L	p	2	3	1.5	4	0	0	0	-	0	0	Nov 17	Pit	L	S	11	38	3.5	9t	1	1	7	7.0	7	0
Sept 21	@ Cin	L	p	10	61	6.1	18	0	1	9	9.0	9	0	Nov 23	@ Phi	L	S	10	37	3.7	13	0	2	14	7.0	9	0
Sept 28	@ Ind	L	p	6	34	5.7	10	1	2	23	11.5	13	0	Nov 30	@ Hou	L	S	10	42	4.2	12	0	0	0	-	0	0
Oct 5	Cle	L	p	8	27	3.4	11	0	0	0	-	0	0	Dec 7	NYG	L	S	9	25	2.8	7	0	2	2	1.0	3	0
Oct 12	Jax	W	S	18	61	3.4	22	0	1	7	7.0	7	0	Dec 14	NYJ	L	S	3	8	2.7	5	0	1	18	18.0	18	0
Oct 19	@ Was	L	p	16	56	3.5	11	0	0	0	-	0	0	Dec 18	@ Jax	L	S	14	44	3.1	8	0	1	9	9.0	9	0
Oct 26	Hou	L	p	9	35	3.9	9	0	4	25	6.3	12	0	Dec 28	Ind	L	S	4	18	4.5	11	0	0	0	-	0	0
Totals														2-14	16/9	152	569	3.7	22	2	18	133	7.4	18	0		

## BISHOP SANKEY'S NFL STATISTICS

REGULAR SEASON				RUSHING					RECEIVING				
Year	Team	GP	GS	No	Yds	Avg	Lg	TD	Att	Yds	Avg	Lg	TD
2014	Tennessee	16	9	152	569	3.7	22	2	18	133	7.4	18	0
NFL Totals		16	9	152	569	3.7	22	2	18	133	7.4	18	0

### Single-Game Highs

Rushing Attempts - **18 vs. Jacksonville (10/12/14)**  
 Rushing Yards - **61 (Twice, last vs. Jacksonville 10/12/14)**  
 Long Rush - **22 vs. Jacksonville (10/12/14)**  
 Rushing Touchdowns - **1 (Twice, last vs. Pittsburgh (11/14/14)**  
 Receptions - **4 vs. Houston (10/26/14)**  
 Receiving Yards - **25 vs. Houston (10/26/14)**  
 Long Reception - **18 vs. N.Y. Jets (12/14/14)**

### Additional Statistics

Tackles - 1 (2014)  
 Kickoff Returns - 7 for 198 yards (2014)



# 62



## BRIAN SCHWENKE

CENTER • 6'3" • 318 lbs • COLLEGE: CALIFORNIA

ACQUIRED: 4TH ROUND - 2013 • NFL EXP. (NFL/TITANS): 2/2

HOMETOWN: OCEANSIDE, CALIF.

GAMES PLAYED/GAMES STARTED: 20/20 (PLAYOFFS: 0/0)



**PRO:** The Titans continued to rebuild their interior offensive line in the fourth round of the 2013 NFL Draft, selecting California center Brian Schwenke. A nimble athlete with a thick build, the 6-foot-3-inch, 318-pounder started nine games at center during his rookie campaign. Schwenke began his impressive post-college showing at the 2013 Senior Bowl, when he fared well in practices and started for the winning South squad. At the 2013 NFL Combine, he ranked among the event's top offensive linemen in several categories, including the three-cone drill (tied for second place at 7.31 seconds), 40-yard dash (sixth at 4.99 seconds), broad jump (tied for 10th at 108 inches) and bench press (tied for eighth with 31 reps of 225 pounds).

### CAREER HIGHLIGHTS:

- As a rookie in 2013, Schwenke started all nine contests in which he appeared at center for the Titans.
- As a senior at Cal, Schwenke played center for the first time. He started all 12 games for the Golden Bears and was named first-team All-Pac-12 by the league's coaches.

### TITANS TIDBITS:

- Schwenke was an avid surfer during the time he spent living in Hawaii as a result of his father's job in the Navy.
- His father, Brian Sr., was a SERE (Survival, Evasion, Resistance and Escape) trainer in the Navy from 1990–2002.
- Schwenke spent time training prior to the 2013 NFL Draft with the Titans' eventual first-round pick, guard Chance Warmack.

### CAREER TRANSACTIONS:

- A native of Oceanside, Calif., Schwenke was selected by the Titans in the fourth round (107th overall) of the 2013 NFL Draft.

### SEASON RECAPS:

**2014 (11/11):** Started the first 11 games of the season at center. Caught one pass for six yards off a deflection. Was placed on injured reserve on Nov. 25, 2014.

- At Kansas City (9/7), started at center and helped open holes for Titans' rushers to gain 162 yards on the ground.
- Against Dallas (9/14), started at center.
- At Cincinnati (9/21), started at center and helped block for Titans' rushers to gain 149 yards on 28 carries (5.3 avg.).
- At Indianapolis (9/28), started at center.
- Against Cleveland (10/5), started at center and helped the Titans' offense amass 410 total yards.
- Against Jacksonville (10/12), started at center.
- At Washington (10/19), started at center.
- Against Houston (10/26), started at center.
- At Baltimore (11/9), started at center.
- Against Pittsburgh (11/17), started at center and was a part of an offensive front that did not allow a sack on 24 pass attempts.
- At Philadelphia (11/23), started at center and left the game in the fourth quarter with an injury.

**2013 (9/9):** Started nine games at center in his rookie campaign. Was inactive for seven games, including the first six contests. Appeared in his first career NFL game and registered the start at center against San Francisco (10/20/13).

- Against San Francisco (10/20), made his first career NFL start at center.
- At St. Louis (11/3), started at center and blocked for Titans' ball carriers to gain 198 rushing yards on 35 carries (5.7 avg.).

- Against Jacksonville (11/10), started at center before leaving the game early in the second quarter with an injury.

- At Oakland (11/24), started at center and was a part of an offensive front that protected Ryan Fitzpatrick, allowing him to throw for 320 yards and two touchdowns.

- Against Arizona (12/15), started at center and helped protect Ryan Fitzpatrick allowing him to throw for a career-high 402 yards. Recovered a Ryan Fitzpatrick fumble and rumbled for four yards in the first quarter.

- At Jacksonville (12/22), started at center and helped open holes for Titans ball carriers to accumulate 182 yards on the ground.

### COLLEGE:

- In four seasons with the California Golden Bears (2009-12), he played in 48 of 50 possible games. Started 36 of 37 possible contests over his final three campaigns. Started games at three different positions during his career, making 16 starts at left guard, 12 at center and eight at right guard.

- As a senior (2012), named first-team All-Pac-12 by the league's coaches and second-team All-Pac-12 by Phil Steele in his first season as the team's starting center. Added a pair of team honors by capturing the Brick Muller Award as Cal's Most Valuable Lineman and a Cort Majors Team Captain Award. Became one of only five Cal players to start each of the team's 12 games. Moved to center for the first time at Cal during spring practice after spending most of the first three seasons of his collegiate career at guard.

- As a junior (2011), played in and started 12 of the team's 13 games at left guard, missing a contest against Washington State (11/5) due to illness that was the only missed start by the team's five starting offensive linemen all season. Totaled four pancakes, 28 knockdowns and 17 cut blocks.

- As a sophomore (2010), started all 12 games, with the first eight starts coming at left guard before he was moved to right guard for his final four starts.

- As a freshman (2009), played in 12 of 13 possible games off the bench primarily on special teams and as a reserve offensive lineman. He was one of only three true freshmen to play in 2009 along with kicker Vincenzo D'Amato and tailback Isi Sofole.

- Graduated in December 2012 with a degree in political science.

### PERSONAL:

- Married to Mandi, and the couple splits time between Nashville and San Diego.

- Attended Oceanside (Calif.) High School, where he was regarded as the state of California's 60th-best overall prospect by Rivals, which also rated him the 44th-best offensive guard in the nation. Ranked as the nation's No. 9 offensive player by ESPN. Named first-team All-State, All-Area, All-County, All-San Diego Section and All-Valley League as a senior in 2008. Added All-Region accolades from both Prepstar and SuperPrep during his senior campaign for a team that finished with a 12-0-1 record and won a regular-season Valley League title, as well as a San Diego Section crown. Also played defense as a senior, contributing 17 tackles.

- As a junior in 2007, selected first-team All-Valley League, second-team All-County and second-team All-State, as his squad finished 12-1 overall and won the state title.

- On Twitter: @BrianSchwenke

- On Instagram: @bmschwenke

- One of his best friends is former University of Kentucky and current Detroit Lions guard Larry Warford.

- List of favorites: (movie) "Pulp Fiction"; (TV show) "Big Bang Theory"; (actor) Tom Hardy; (music artists) Radiohead and Led Zeppelin; (car)

his Dodge SRT-10 with a Viper engine; (books) *Harry Potter* series by J. K. Rowling and *The Lord of the Rings* series by J.R.R. Tolkien; (favorite athlete as a child) Jerome Bettis; (video games) Halo and Call of Duty; (school subject) political science; and (food) Kalua pork fried rice.

- Born Brian Max Schwenke Jr. in Waukegan, Ill., on March 22, 1991.

## BRIAN SCHWENKE'S NFL STATISTICS

### REGULAR SEASON

Year	Team	GP	GS
2013	Tennessee	9	9
2014	Tennessee	11	11
NFL Totals		20	20

### Starts Breakdown:

2013 - C 9; 2014 - C 11

### Additional Career Statistics

Fumble Recovery - 1 for 4 yards (2013)

Tackles - 2 (2013), 3 (2014)

Receptions - 1 for 6 yards (at Philadelphia, 11/23/14)

Fumble - 1 (at Philadelphia, 11/23/14)

24



## COTY SENSABAUGH

CORNERBACK • 5'11" • 187 lbs • COLLEGE: CLEMSON

ACQUIRED: 4TH ROUND - 2012 • NFL EXP. (NFL/TITANS): 3/3

HOMETOWN: KINGSFORT, TENN.

GAMES PLAYED/GAMES STARTED: 43/12 (PLAYOFFS: 0/0)



**PRO:** The Titans used their fourth-round pick in the 2012 NFL Draft on cornerback Coty Sensabaugh. The 5-foot-11-inch, 187-pounder contributed immediately as a rookie by appearing in all 16 games primarily on special teams and as a slot corner in the nickel package. He continued in the nickel role in his second season. Respected for his work ethic and intelligence, Sensabaugh also possesses tremendous athleticism. Considered a late bloomer by many after beginning his college career as a special teams player and reserve cornerback, he nevertheless became one of the Clemson's top performers by the end of his tenure in Death Valley.

### CAREER HIGHLIGHTS:

- In 2013, Sensabaugh continued his role as the team's nickel defensive back. He registered 37 tackles and six passes defended in 14 games.
- As a rookie in 2012, Sensabaugh played in all 16 games and notched 27 tackles and three passes defended.

### TITANS TIDBITS:

- Beginning in 2013, he has taken a day each offseason to run the Sensabaugh Camp Classic at Dobyns-Bennett High School in Kingsport, Tenn.
- During the 2013 offseason, Sensabaugh launched a 10-week campaign to become The Leukemia & Lymphoma Society Man of the Year in Nashville. He personally titled his campaign "A Fight for Jamaar" in honor of his brother. When Sensabaugh was 11, his older brother, Jamaar, died from leukemia a week after being diagnosed. Unique events that highlighted Coty's personal campaign included a fashion show with his teammates, as well as a fellowship dinner in his hometown of Kingsport. Sensabaugh is determined to launch a non-profit organization in Jamaar's name to raise awareness and money to combat the disease, and he wants to continue to be an active spokesperson for the cause.
- He grew up on the same street in Kingsport, Tenn., as his second cousin, former NFL safety Gerald Sensabaugh.
- Sensabaugh is a self-described "shoe fanatic."

### CAREER TRANSACTIONS:

- The Kingsport, Tenn., native was selected by the Titans in the fourth round (115th overall) of the 2012 NFL Draft.

### SEASON RECAPS:

**2014 (13/6):** Played in 13 games with six starts at cornerback and totaled a career-high 44 tackles, a career-best seven passes defended, a sack and a quarterback pressure. Collected four special teams tackles on coverage units. Was inactive for three games. Registered his first career sack by dropping Alex Smith for a six-yard loss at Kansas City (9/7/14). Tied for the team lead in sacks once in 2014 (at KC). Led or tied for the team lead in passes defended three times in 2014 (vs. NYJ, at JAX, vs. IND).

- At Kansas City (9/7), saw significant action as a reserve at nickel back and collected a tackle, including a sack and a quarterback pressure. Collected a special teams tackle. Made a key recovery of Leon Washington fumble on a kickoff return early in the second quarter. Ended a Chiefs' drive by registering his first career sack, dropping Alex Smith for a six-yard loss on third-and-five in the second quarter.
- Against Dallas (9/14), started at nickel back and notched four solo tackles.
- At Cincinnati (9/21), played as a reserve at nickel back and posted three tackles.
- At Indianapolis (9/28), saw significant action as a reserve nickel back and amassed five solo tackles and a pass defended. Batted down a pass intended for T.Y. Hilton early in the first quarter. Posted a solo special

teams tackle on coverage units.

- Against Cleveland (10/5), started at cornerback and registered five tackles and a pass defended. Ended a Browns' drive by breaking up a pass intended for Andrew Hawkins on fourth-and-three in the third quarter. Posted a solo special teams tackle.
- Against Jacksonville (10/12), was inactive.
- At Washington (10/19), was inactive.
- Against Houston (10/26), was inactive.
- At Baltimore (11/9), saw action as a reserve as the nickel back and tallied a tackle.
- Against Pittsburgh (11/17), played as a reserve at nickelback and notched three tackles.
- At Philadelphia (11/23), started at cornerback and amassed five tackles.
- At Houston (11/30), played as a reserve at nickel back and notched three tackles. Teamed with Jurrell Casey to stop Alfred Blue for no gain on a rush up the middle in the first quarter.
- Against N.Y. Giants (12/7), saw significant action as a reserve cornerback after Blidi Wreh-Wilson left the game early in the first quarter with an injury.
- Against N.Y. Jets (12/14), started at cornerback and collected five tackles and a pass defended. Batted down a third-and-15 pass intended for Eric Decker in the fourth quarter.
- At Jacksonville (12/18), started at cornerback and registered five tackles and a pass defended.
- Against Indianapolis (12/28), started at cornerback and tallied four tackles and a team-high three passes defended. Registered a solo special teams tackle. Defended a deep pass intended for Donte Moncrief in the third quarter. Knocked down a third-and-two pass intended for Hakeem Nicks in the third quarter. Broke up a third-and-eight pass intended for Nicks on the final play of the third quarter.

**2013 (14/3):** Played in 14 games with three starts at nickel back and registered 37 tackles, including a stop for loss, six passes defended and two fumble recoveries. Collected six special teams tackles on coverage units. Placed on injured reserve on Dec. 18, 2013. Tied for the team lead in passes defended once in 2013 (vs. JAX).

- At Pittsburgh (9/8), tallied four tackles. Collected a special teams tackle on coverage units. Broke up a deep pass intended for Jericho Cotchery in the fourth quarter.
- Against N.Y. Jets (9/29), posted three tackles and a pass defended. Notched a special teams stop on coverage units. Batted down a pass intended for Kellen Winslow in the fourth quarter.
- Against Kansas City (10/6), recorded a tackle and a fumble recovery before leaving the game in the third quarter with an injury. Posted a special teams tackle on coverage units. Pounced on a Jamaal Charles fumble that was forced by Michael Griffin at the Chiefs' 48-yard line in the second quarter.
- At Seattle (10/13), tallied four tackles, including a stop for loss. Stuffed Golden Tate for a three-yard loss on a short pass in the third quarter.
- At St. Louis (11/3), collected three tackles and a fumble recovery. Stopped a Rams' drive by recovering a Benny Cunningham fumble at the Titans' 10-yard line in the first stanza.
- Against Jacksonville (11/10), started at cornerback as the team opened the game in a nickel package and notched a pass defended. Halted a Jaguars' drive by breaking up a third-and-six pass intended for Ace Sanders in the first quarter.
- Against Indianapolis (11/14), tied a then-career high with five tackles. Notched a solo special teams tackle on coverage units.
- Against Arizona (12/15), compiled a career-high seven tackles and a pass defended. Forced the Cardinals to punt by breaking up a pass

intended for Larry Fitzgerald on third-and-11 in the second quarter.

**2012 (16/3):** Saw action in all 16 games with three starts as a rookie at cornerback and registered 27 tackles and three passes defended. Collected four special teams tackles on coverage units. Played in his first career NFL game against New England (9/9/12). Made his first career start at cornerback against Chicago (11/4/12). Tied for the team lead in passes defended once in 2012 (at MIA). Tied for the team lead in special teams tackles twice in 2012 (at MIN, vs. NYJ).

- Against New England (9/9), made his NFL debut as a reserve on special teams, while seeing limited action at cornerback.
- At Minnesota (10/7), tied for the team lead with a special teams tackle. Stonewalled Marcus Sherels for no gain on a punt return in the second quarter.
- At Chicago (11/4), made his first career NFL start as the nickel back and notched five tackles.
- At Miami (11/11), played as a reserve as the team's nickel back and recorded three solo tackles and two passes defended. Broke up a pass intended for Jabar Gaffney in the third quarter. Halted a Dolphins' drive by deflecting a short pass intended for Davone Bess on third-and-five in the final stanza.
- At Indianapolis (12/9), saw action as a reserve at cornerback and tallied three solo tackles and a pass defended. Knocked down a pass intended for Dwayne Allen late in the second quarter.
- At Green Bay (12/23), started at cornerback as the team opened the game in the nickel package and totaled four tackles.

#### COLLEGE:

- In four seasons at Clemson, Sensabaugh appeared in 52 games with 17 starts. He totaled 87 tackles, two tackles for loss, four interceptions, two quarterback pressures and 18 passes defended. He had one interception in each of his four seasons. After sitting out the first game of his redshirt freshman season, Sensabaugh went on to play in 52 of Clemson's next 53 contests, including starts in all 14 games as a senior.
- As a senior (2011), named permanent team co-captain and started all 14 games. Concluded the campaign with 40 tackles, one tackle for loss, one interception, two quarterback pressures, and a team-high 13 passes defended. Credited with 993 snaps, which set a school record for a defensive player.

- As a junior (2010), notched 28 tackles, a tackle for loss, an interception and two passes defended in 13 games (three starts).
- As a sophomore (2009), played in 13 games and registered 14 tackles, one interception and two passes defended. Saw action on defense in 10 total contests and participated exclusively on special teams in three games.
- As a redshirt freshman (2008), spent the season as a second-team cornerback. Did not play in the season-opener but played in each of the last 12 contests. Played on defense in nine contests in addition to regular duty on special teams. Totaled five tackles and one interception.
- Redshirted in 2007.
- Graduated in May 2011 with a degree in communication studies.

#### PERSONAL:

- Single, splits time between Nashville and Kingsport, Tenn.
- Named team MVP as a senior at Dobyns-Bennett (Kingsport, Tenn.) High School after totaling four interceptions as a defensive back and 48 receptions for 915 yards and 14 touchdowns as a wide receiver. Helped his team advance to the state quarterfinals after earning a 12-1 record and conference title.
- Also played basketball for four years and was a starting guard for two years. He led the team as a junior with 17.3 points per game.
- Ran multiple events in track, including the 100-meter, 200, 100 relay and 200 relay.
- Follow Sensabaugh on Twitter at @cotysense.
- List of favorites: (movie) Friday; (TV show) "Martin"; (actor) Denzel Washington; (music artist) Jay-Z and Nas; (school subject) history; (car) Benz S550; (food) "my mom and dad's cooking"; (sports heroes) Penny Hardaway; and (favorite sports team other than the Titans) Miami Heat.
- Born Coty Alexander Sensabaugh on Nov. 15, 1988 in Kingsport, Tenn.

## COTY SENSABAUGH'S GAME-BY-GAME

### 2012 Tennessee Titans

Date	Opp	W/L	P/S	Tot Solo Asst	Sk - Yds	QBP	TFL	Int- Yds	TD	PD	FF	FR- Yds	SpT
Sept 9	NE	L	p	0 0 0	0.0 0.0	0	0	0 0 0	0	0	0	0 0	0
Sept 16	@ SD	L	p	2 1 1	0.0 0.0	0	0	0 0 0	0	0	0	0 0	0
Sept 23	Det	W	p	2 2 0	0.0 0.0	0	0	0 0 0	0	0	0	0 0	0
Sept 30	@ Hou	L	p	0 0 0	0.0 0.0	0	0	0 0 0	0	0	0	0 0	0
Oct 7	@ Min	L	p	0 0 0	0.0 0.0	0	0	0 0 0	0	0	0	0 0	1
Oct 11	Pit	W	p	0 0 0	0.0 0.0	0	0	0 0 0	0	0	0	0 0	0
Oct 21	@ Buf	W	p	0 0 0	0.0 0.0	0	0	0 0 0	0	0	0	0 0	0
Oct 28	Ind	L	p	0 0 0	0.0 0.0	0	0	0 0 0	0	0	0	0 0	1
Nov 4	Chi	L	S	5 4 1	0.0 0.0	0	0	0 0 0	0	0	0	0 0	0
Nov 11	@ Mia	W	p	3 3 0	0.0 0.0	0	0	0 0 0	0	2	0	0 0	0
Nov 25	@ Jax	L	p	2 2 0	0.0 0.0	0	0	0 0 0	0	0	0	0 0	0
Dec 2	Hou	L	p	1 1 0	0.0 0.0	0	0	0 0 0	0	0	0	0 0	0
Dec 9	@ Ind	L	p	3 3 0	0.0 0.0	0	0	0 0 0	0	1	0	0 0	0
Dec 17	NYJ	W	p	2 2 0	0.0 0.0	0	0	0 0 0	0	0	0	0 0	1
Dec 23	@ GB	L	S	4 2 2	0.0 0.0	0	0	0 0 0	0	0	0	0 0	0
Dec 30	Jax	W	S	3 3 0	0.0 0.0	0	0	0 0 0	0	0	0	0 0	1
Totals	6-10	16/3		27 23 4	0.0 0.0	0	0	0 0 0	0	3	0	0 0	4

### 2013 Tennessee Titans

Date	Opp	W/L	P/S	Tot Solo Asst	Sk - Yds	QBP	TFL	Int- Yds	TD	PD	FF	FR- Yds	SpT
Sept 8	@ Pit	W	p	4 3 1	0.0 0.0	0	0	0 0 0	0	0	0	0 0	1
Sept 15	@ Hou	L	S	2 0 2	0.0 0.0	0	0	0 0 0	0	0	0	0 0	2
Sept 22	SD	W	p	4 3 1	0.0 0.0	0	0	0 0 0	0	0	0	0 0	0
Sept 29	NYJ	W	p	3 2 1	0.0 0.0	0	0	0 0 0	0	1	0	0 0	1
Oct 6	KC	L	p	1 1 0	0.0 0.0	0	0	0 0 0	0	0	0	1 0	1
Oct 13	@ Sea	L	p	4 4 0	0.0 0.0	0	1	0 0 0	0	0	0	0 0	0
Oct 20	SF	L	p	1 1 0	0.0 0.0	0	0	0 0 0	0	1	0	0 0	0
Nov 3	@ StL	W	p	3 3 0	0.0 0.0	0	0	0 0 0	0	0	0	1 0	0

Nov 10	Jax	L	S	0 0 0	0.0 0.0	0	0	0 0 0	0	0	0	0 0	0
Nov 14	Ind	L	p	5 5 0	0.0 0.0	0	0	0 0 0	0	0	0	0 0	1
Nov 24	@ Oak	W	p	0 0 0	0.0 0.0	0	0	0 0 0	0	0	0	0 0	0
Dec 1	@ Ind	L	p	2 1 1	0.0 0.0	0	0	0 0 0	0	0	0	1 0	0
Dec 8	@ Den	L	S	1 1 0	0.0 0.0	0	0	0 0 0	0	1	0	0 0	0
Dec 15	Ari	L	p	7 5 2	0.0 0.0	0	0	0 0 0	0	1	0	0 0	0
Dec 22	@ Jax	Placed on injured reserve on Dec. 18, 2013											
Dec 29	Hou												
Totals	5-9	14/3		37 29 8	0.0 0.0	0	1	0 0 0	0	6	0	2 0	6

### 2014 Tennessee Titans

Date	Opp	W/L	P/S	Tot Solo Asst	Sk - Yds	QBP	TFL	Int- Yds	TD	PD	FF	FR- Yds	SpT
Sept 7	@ KC	W	p	1 1 0	1.0 6.0	1	0	0 0 0	0	0	0	0 0	1
Sept 14	Dal	L	S	4 4 0	0.0 0.0	0	0	0 0 0	0	0	0	0 0	0
Sept 21	@ Cin	L	p	3 2 1	0.0 0.0	0	0	0 0 0	0	0	0	0 0	0
Sept 28	@ Ind	L	p	5 5 0	0.0 0.0	0	0	0 0 0	0	1	0	0 0	1
Oct 5	Cle	L	S	5 4 1	0.0 0.0	0	0	0 0 0	0	1	0	0 0	1
Oct 12	Jax	W	IA										
Oct 19	@ Was	L	IA										
Oct 26	Hou	L	IA										
Nov 9	@ Bal	L	p	1 1 0	0.0 0.0	0	0	0 0 0	0	0	0	0 0	0
Nov 17	Pit	L	p	3 2 1	0.0 0.0	0	0	0 0 0	0	0	0	0 0	0
Nov 23	@ Phi	L	S	5 5 0	0.0 0.0	0	0	0 0 0	0	0	0	0 0	0
Nov 30	@ Hou	L	p	3 2 1	0.0 0.0	0	0	0 0 0	0	0	0	0 0	0
Dec 7	NYG	L	p	0 0 0	0.0 0.0	0	0	0 0 0	0	0	0	0 0	0
Dec 14	NYJ	L	S	5 5 0	0.0 0.0	0	0	0 0 0	0	1	0	0 0	0
Dec 18	@ Jax	L	S	5 4 1	0.0 0.0	0	0	0 0 0	0	1	0	0 0	0
Dec 28	Ind	L	S	4 2 2	0.0 0.0	0	0	0 0 0	0	3	0	0 0	1
Totals	2-14	13/6		44 37 7	1.0 6.0	1	0	0 0 0	0	7	0	0 0	4



## COTY SENSABAUGH'S NFL STATISTICS

REGULAR SEASON				TACKLES							INTERCEPTIONS					FUMBLES			
Year	Team	GP	GS	Tot	Solo	Asst	Sk	Yds	QBP	TFL	No	Yds	Lg	TD	PD	FF	FR	Yds	SpT
2012	Tennessee	16	3	27	23	4	0.0	0.0	0	0	0	0	0	0	3	0	0	0	4
2013	Tennessee	14	3	37	29	8	0.0	0.0	0	1	0	0	0	0	6	0	2	0	6
2014	Tennessee	13	6	44	37	7	1.0	6.0	1	0	0	0	0	0	7	0	0	0	4
NFL Totals		43	12	108	89	19	1.0	6.0	1	1	0	0	0	0	16	0	2	0	14

### Single-Game Highs

Tackles - 7 vs. Arizona (12/15/13)

Pass Defensed - **3 vs. Indianapolis (12/28/14)**

Fumble Recovery - 1 (Twice, last at St. Louis 11/3/13)

Sacks - **1 at Kansas City (9/7/14)**

Special Teams Tackles - 2 at Houston (9/15/13)

Special Teams Fumble Recovery - **1 at Kansas City (9/7/14)**

60



## CHRIS SPENCER

CENTER/GUARD • 6'3" • 308 lbs • COLLEGE: MISSISSIPPI  
ACQUIRED: UNRESTRICTED FREE AGENT (CHI) - 2013  
NFL EXP. (NFL/TITANS): 10/2 • HOMETOWN: FLORA, MISS.  
GAMES PLAYED/GAMES STARTED: 137/95 (PLAYOFFS: 6/6)



**PRO:** Chris Spencer was signed by the Titans as an unrestricted free agent during the 2013 offseason to provide veteran competition in the interior of the offensive line. The 6-foot-3-inch, 308-pounder is a versatile player that has starting experience at center and both guard spots. In his first campaign with the Titans, the former first-round selection appeared in all 16 games and started one contest at center. In his first eight NFL seasons, Spencer appeared in 105 games with 89 starts while playing with the Chicago Bears (2011-2012) and Seattle Seahawks (2005-2010).

### CAREER HIGHLIGHTS:

- In 2011, Spencer started 14 games at right guard and helped the Bears offense eclipse the 2,000-yard rushing mark (2,015), while averaging 4.4 yards per carry.
- In 2010, Spencer started all 16 games at center for the division champion Seahawks.
- In 2007, Spencer started all 16 games at center for the first time in his career and helped open holes for a Seahawks' rushing attack that amassed 1,619 yards on the ground.

### TITANS TIDBITS:

- Spencer was part of the nationally ranked and undefeated Madison Central (Miss.) High School football team in 2000. The team had five future NFL players on the roster.
- Spencer has competition for the most athletic person in his family. His wife, Katherine, was an all-conference volleyball player at Coastal Carolina.

### CAREER TRANSACTIONS:

- The Madison, Miss., native was originally selected by the Seattle Seahawks in the first round (26th overall) of the 2005 NFL Draft.
- Signed by the Chicago Bears as an unrestricted free agent on July 31, 2011.
- Signed by the Titans as an unrestricted free agent on April 5, 2013.

### SEASON RECAPS:

**2014 (16/5 - Tennessee):** Saw action in all 16 games with five starts at center.

- At Kansas City (9/7), played as a reserve on special teams. Played one snap at center when Brian Schwenke left the game in the third quarter.
- Against Dallas (9/14), saw action as a reserve on special teams.
- At Cincinnati (9/21), played as a reserve on special teams.
- At Indianapolis (9/28), saw action as a reserve on special teams.
- Against Cleveland (10/5), played as a reserve on special teams.
- Against Jacksonville (10/12), saw action as an extra tackle on short yardage situations and on special teams.
- At Washington (10/19), saw limited action as a reserve tackle and on special teams.
- Against Houston (10/26), played as a reserve on special teams.
- At Baltimore (11/9), saw action as a reserve on special teams.
- Against Pittsburgh (11/17), played as a reserve on special teams.
- At Philadelphia (11/23), saw action at center late in the fourth quarter after Brian Schwenke left the game with an injury.
- At Houston (11/30), started at center.
- Against N.Y. Giants (12/7), started at center.
- Against N.Y. Jets (12/14), started at center.
- At Jacksonville (12/18), started at center.
- Against Indianapolis (12/28), started at center and helped open holes for Titans' rushers to gain 142 yards on just 24 carries (5.9 avg.).

**2013 (16/1 - Tennessee):** Appeared in all 16 games with one start at center in his first season with the Titans. Played primarily as a reserve on special teams.

- Against Jacksonville (11/10), entered the game at center early in the second quarter after Brian Schwenke left with an injury. Part of an offensive front that allowed just one sack on 42 pass attempts.
- Against Indianapolis (11/14), made his first start of the season at center.
- Against Houston (12/29), saw limited action as a reserve at left guard before Andy Levitre returned after dealing with an injury.

**2012 (10/5 - Chicago):** Played in 10 games with five starts. Started three games at left guard and the final two contests at right guard. Dressed but did not play in four games. Was inactive for two games.

**2011 (15/14 - Chicago):** Started 14 of 15 games played at right guard. Helped Bears offense eclipse 2,000-yard rushing mark (2,015) for second time in 21 years, while averaging 4.4 yards per carry, highest team total since 1990. Did not play in Week 5 at Detroit (10/10) due to hand injury.

- Against Carolina (10/2), started at right guard when Matt Forte rushed for 205 yards, tied for second most in Bears single-game history.

**2010 (16/16, 2/2 - Seattle):** Started all 16 games at center for the second time in his career. Also started both postseason contests. Helped block for Matt Hasselbeck's 3,000-yard passing season.

**2009 (14/14 - Seattle):** Started all 14 games he played. Was inactive for the first two games because of injury. Started the next 11 contests at center before being moved to right guard for the final three games.

- At Arizona (11/15), while snapping the ball left handed after injuring his right thumb during practice, helped block for a rushing attack that posted 164 yards against the NFL's fourth-ranked run defense.

**2008 (11/11 - Seattle):** Started the first 11 games of the season at center. Was inactive for one game before being placed on injured reserve for the remainder of the campaign.

- Against St. Louis (9/21), helped team rush for 245 yards, the most since club record 320 yards against Houston (10/16/05).

**2007 (16/16, 2/2 - Seattle):** Started all 16 games at center for the first time in his career. Shifted to the center position following Robbie Tobeck's retirement in the offseason. Also started both postseason contests.

- At Atlanta (12/30), part of offensive line that helped team rush for 2007 season high 167 yards.

**2006 (16/13, 2/2 - Seattle):** Played in all 16 games, making 13 starts. Started five games at left guard before shifting to center. Started the final eight regular season games and both postseason contests at center.

- Against N.Y. Giants (9/24), made his first career start at left guard.
- Against Green Bay (11/27), helped Shaun Alexander to gain 201 yards on a franchise-record 40 carries on Monday Night Football.

**2005 (7/0, 0/0 - Seattle):** As a rookie, played in seven games as a reserve. Was named to the PWA/PFWA All-Rookie Team. Helped block for 1,000-yard rushing season by Shaun Alexander.

### COLLEGE:

- Entered the draft after his junior season at Ole Miss.
- Started only one year at Ole Miss but performance earned regard as one

of the elite blockers in college football.

- Started all 11 games at center for Rebels as a junior. Named All-SEC by Southeastern Football Saturdays. Earned honorable mention All-SEC honors from the Associated Press.
- Majored in Criminal Justice at Mississippi.

**PERSONAL:**

- Married to Katherine and has two sons, Jaxon and Maxwell, and a daughter, Madyson.
- Attended Madison Central High School and was considered one of the top linemen in the nation and top overall player from Mississippi as a senior.
- Earned Parade, SuperPrep, Prep Football Report, *USA Today* and Reebok's ESPN All-America first-team honors. Rated as second-best offensive lineman in nation by SuperPrep. Added Prepstar Super 30 All-Southeast Region and *Orlando Sentinel* All-Southern first-team accolades.
- Selected Player of Year in Mississippi by both Gatorade and Jeff Whitaker's Deep South Football publication.
- Helped Madison Central to Class 5A state championship in 1999 and a perfect 15-0 record.
- Won Class 5A Super Heavyweight power-lifting championship of Mississippi both junior and senior year. Holds all state prep lift records. Broke own state record senior year in powerlifting competition.
- List of favorites: (movie) "Life"; (TV show) "Game of Thrones"; (actor) Morgan Freeman; (music artist) Al Green; (school subject) Math; (food) pizza ; (sports hero) Jerry Rice; and (sports team as a child) San Francisco 49ers.
- Born Christopher Clark Spencer on March 28, 1982 in Madison, Miss.

## CHRIS SPENCER'S NFL STATISTICS

### REGULAR SEASON

Year	Team	GP	GS
2005	Seattle	7	0
2006	Seattle	16	13
2007	Seattle	16	16
2008	Seattle	11	11
2009	Seattle	14	14
2010	Seattle	16	16
2011	Chicago	15	14
2012	Chicago	10	5
2013	Tennessee	16	1
2014	Tennessee	16	5
<b>NFL Totals</b>		<b>137</b>	<b>95</b>

### PLAYOFFS

Year	Team	GP	GS
2006	Seattle	2	2
2007	Seattle	2	2
2010	Seattle	2	2
<b>Playoff Totals</b>		<b>6</b>	<b>6</b>

### Starts Breakdown:

2006 - LG 5, C 8 (Playoffs C 2); 2007 - C 16 (Playoffs C 2);  
2008 - C 11; 2009 - C 11, RG 3; 2010 - C 16 (Playoffs C 2);  
2011 - RG 14; 2012 - LG 3, RG 2; 2013 - C 1; 2014 - C 5

# 39



## DAIMION STAFFORD

SAFETY • 6'1" • 218 lbs • COLLEGE: NEBRASKA

ACQUIRED: 7TH ROUND - 2013 • NFL EXP. (NFL/TITANS): 2/2

HOMETOWN: RIVERSIDE, CALIF.

GAMES PLAYED/GAMES STARTED: 31/0 (PLAYOFFS: 0/0)



**PRO:** The Titans selected hard-hitting, physical safety Daimion Stafford in the seventh round of the 2013 NFL Draft. Stafford played as a reserve safety in his rookie campaign and contributed immediately on special teams, appearing in all 16 contests. He developed a reputation as a sure tackler and playmaker during his two seasons at Chaffey (Rancho Cucamonga, Calif.) College and two seasons at the University of Nebraska.

### CAREER HIGHLIGHTS:

- In 2013, Stafford was one of two Titans rookies, along with Chance Warmack, to play in all 16 games. Stafford ranked fourth on the team with 12 special teams tackles.
- As a senior at Nebraska, Stafford was named first-team All-Big Ten in a media poll after starting 14 games, leading the team with four interceptions and ranking second on the squad with 96 tackles.

### TITANS TIDBITS:

- At Norco (Calif.) High School, his coach was Todd Gerhart, the father of Minnesota Vikings running back Toby Gerhart.
- Navigating through his youth was not always an easy process for Stafford and his two sisters. But thanks to the efforts of many, he persevered. Those that inspired and helped him included his mother, LaTanya Henderson; Norco High School guidance counselor Kristine McCollough; Norco football coach Todd Gerhart; and Daniel Kelley, the head of his "second family." Stafford spent time living with the Gerhart and Kelley families during high school.
- In his first game at Nebraska against Chattanooga, Stafford made a thunderous tackle and forced a fumble on the play. A replay of the hit on YouTube received over 60,000 views.

### CAREER TRANSACTIONS:

- The Riverside, Calif., native was selected by the Titans in the seventh round (248th overall) of the 2013 NFL Draft.

### SEASON RECAPS:

**2014 (15/0):** Appeared in 15 games as a reserve and led the team with a career-best 13 special teams tackles. Compiled career-highs with 33 tackles, an interception, a sack, two stops for loss, two quarterback pressures and three passes defended. Was inactive for one contest. Led or tied for the team lead in special teams tackles five times in 2014 (at KC, vs. JAX, vs. PIT, at JAX, vs. IND). Tied for the team lead in sacks once in 2014 (vs. HOU). Led or tied for the team lead in passes defended twice in 2014 (at BAL, at PHI). Collected his first career interception at Philadelphia (11/23/14). Set a career-high with six tackles at Houston (11/30/14).

- At Kansas City (9/7), played as a reserve on special teams and tied for the team lead with a career-high three special teams tackles. Stopped Cyrus Gray short of the first down on a fake punt in the third quarter. Tackled Knile Davis at the Chiefs' 17-yard line on a kickoff return in the fourth quarter.
- Against Dallas (9/14), saw action as a reserve on special teams.
- At Cincinnati (9/21), played as a reserve on special teams.
- At Indianapolis (9/28), saw action as a reserve on special teams.
- Against Cleveland (10/5), played as a reserve on special teams.
- Against Jacksonville (10/12), saw significant action as a reserve safety and totaled three tackles. Tied for the team lead with a special teams stop.
- At Washington (10/19), saw significant action as a reserve safety and collected two tackles.
- Against Houston (10/26), played as a reserve at safety and posted four tackles, including a sack, stop for loss and a quarterback pressure. Halted a Texans' drive by sacking Ryan Fitzpatrick for a 12-yard loss on third-

and-12 late in the first quarter.

- At Baltimore (11/9), saw action as a reserve at safety and tied a career-high with four tackles and a pass defended. Broke up a pass intended for Steve Smith late in the second quarter. Notched a special teams tackle on coverage units.
- Against Pittsburgh (11/17), saw significant action as a reserve safety and notched a career-high five tackles, including a stop for loss. Stuffed Dri Archer for a five-yard loss on a screen pass in the second quarter. Tied for the team lead with two special teams tackles.
- At Philadelphia (11/23), played as a reserve at safety and amassed two tackles and his first career interception. Posted two special teams tackles on coverage units. Broke up a pass intended for Jordan Matthews in the end zone on third-and-18 late in the first quarter. Halted an Eagles' drive by intercepting a Mark Sanchez pass intended for Zach Ertz on third-and-six in the third quarter.
- At Houston (11/30), played as a reserve at safety and notched a career-high six tackles.
- Against N.Y. Giants (12/7), saw action as a reserve safety before leaving the game in the first quarter with an injury.
- Against N.Y. Jets (12/14), was inactive.
- At Jacksonville (12/18), played as a reserve at safety and registered a tackle. Led the team with two special teams stops.
- Against Indianapolis (12/28), saw significant action as a reserve safety and tallied a career-high six tackles and a quarterback pressure. Tied for the team lead with two special teams tackles. Stuffed Zurlon Tipton for no gain on a rush off left guard in the fourth quarter.

**2013 (16/0):** Appeared in all 16 games as a reserve in his rookie campaign and ranked fourth on the team with 12 special teams tackles and recovered an onside kick. Posted a tackle on defense. Led or tied for the team lead in special teams tackles twice in 2013 (vs. JAX, at IND).

- At Pittsburgh (9/8), made his NFL debut as a reserve on special teams coverage units and tallied a special teams tackle.
- At Houston (9/15), played as a reserve and compiled two special teams tackles on coverage units.
- Against Jacksonville (11/10), led the team with two special teams tackles on coverage units. Stuffed Ace Sanders for a two-yard loss on a punt return in the first quarter.
- At Oakland (11/24), posted a solo special teams tackle. Forced a Jacoby Ford fumble on a punt return but the loose ball was recovered by the Raiders.
- At Indianapolis (12/1), tied for the team lead with two special teams tackles.
- At Denver (12/8), saw limited action as a reserve safety and totaled a solo tackle on defense. Collected a special teams stop.
- Against Arizona (12/15), compiled a solo special teams stop. Pounded on Rob Bironas' onside kick with 44 seconds left in the fourth quarter.

### COLLEGE:

- Stafford attended Nebraska after being one of the most highly sought-after prospects in the junior-college ranks. He played in 21 total games at Chaffey College in Rancho Cucamonga, Calif., during the 2009 and 2010 seasons. Then, at Nebraska, he started 26 of 27 games and totaled 176 tackles, 1.5 sacks, a quarterback pressure, seven tackles for loss, four interceptions, 17 passes defended, three forced fumbles and two fumble recoveries. His 176 tackles in his two seasons at Nebraska made up the fourth-best total in school history among two-year players.
- As a senior (2012), named first-team All-Big Ten from the media, BTN, ESPN and Phil Steele, while earning second-team honors from the



league's coaches. Started 14 games and ranked second on the team with 96 tackles. He had a team-high four interceptions and added four tackles for loss, a sack, seven passes defended, two forced fumbles and two fumble recoveries. Helped Nebraska lead the nation in opponent pass completion percentage, while ranking in the top 10 in pass efficiency defense and passing yards allowed.

- As a junior (2011), named honorable mention All-Big Ten by the media in his first season with the Cornhuskers. Totaled 80 tackles to rank third on the team and rank first among defensive backs. Added a team-high 10 pass breakups, along with three tackles for loss and a half sack.

- As a sophomore (2010), played in 11 games for Chaffey College and tied for the team lead with five interceptions. Ranked fourth on the squad with 62 tackles and added three tackles for loss, six total passes defended. Led the team with 17 kickoff returns for 475 yards (27.9 avg.), including a 100-yard touchdown return (11/13 vs. Antelope Valley), and also returned nine punts for 136 yards (15.1 avg.).

- As a freshman (2009), played in 10 games and finished second on the team with 85 tackles during his first season with the Chaffey College Panthers. Led the defense with four interceptions and added 1.5 tackles for loss, 10 passes defended, a forced fumble and a blocked kick. Also returned 12 punts for 201 yards (16.8 avg.) and a touchdown and returned

five kickoffs for 133 yards (26.6 avg.).

- Majored in sociology.

#### PERSONAL:

- Single, splits time between Nashville and Norco, Calif., with two daughters, Genesis and Sophia.

- Attended Norco (Calif.) High School after transferring from Arlington (Riverside, Calif.) High School midway through his sophomore year.

- Nicknamed Daymo.

- On Twitter: @daymo03

- On Instagram: @self3made

- List of favorites: (movie) "Menace II Society"; (TV show) "Criminal Minds"; (actor) Denzel Washington; (music artist) Don Trip; (school subject) sociology; (car) Audi; (video game) Madden NFL Football; (food) hamburgers; (athlete as a child) Brian Dawkins; and (pro sports teams as a child) Los Angeles Clippers and Philadelphia Eagles.

- Born Daimion Jerome Stafford on Feb. 18, 1991 in Riverside, Calif.

## DAIMION STAFFORD'S GAME-BY-GAME

#### 2013 Tennessee Titans

Date	Opp	W/L	P/S	Tot	Solo	Asst	Sk	- Yds	QBP	TFL	Int	- Yds	-TD	PD	FF	FR	- Yds	SpT
Sept 8	@ Pit	W	p	0	0	0	0.0	0.0	0	0	0	0	0	0	0	0	0	1
Sept 15	@ Hou	L	p	0	0	0	0.0	0.0	0	0	0	0	0	0	0	0	0	2
Sept 22	SD	W	p	0	0	0	0.0	0.0	0	0	0	0	0	0	0	0	0	0
Sept 29	NYJ	W	p	0	0	0	0.0	0.0	0	0	0	0	0	0	0	0	0	0
Oct 6	KC	L	p	0	0	0	0.0	0.0	0	0	0	0	0	0	0	0	0	0
Oct 13	@ Sea	L	p	0	0	0	0.0	0.0	0	0	0	0	0	0	0	0	0	1
Oct 20	SF	L	p	0	0	0	0.0	0.0	0	0	0	0	0	0	0	0	0	0
Nov 3	@ StL	W	p	0	0	0	0.0	0.0	0	0	0	0	0	0	0	0	0	0
Nov 10	Jax	L	p	0	0	0	0.0	0.0	0	0	0	0	0	0	0	0	0	2
Nov 14	Ind	L	p	0	0	0	0.0	0.0	0	0	0	0	0	0	0	0	0	1
Nov 24	@ Oak	W	p	0	0	0	0.0	0.0	0	0	0	0	0	0	0	0	0	1
Dec 1	@ Ind	L	p	0	0	0	0.0	0.0	0	0	0	0	0	0	0	0	0	2
Dec 8	@ Den	L	p	1	1	0	0.0	0.0	0	0	0	0	0	0	0	0	0	1
Dec 15	Ari	L	p	0	0	0	0.0	0.0	0	0	0	0	0	0	0	0	0	1
Dec 22	@ Jax	W	p	0	0	0	0.0	0.0	0	0	0	0	0	0	0	0	0	0
Dec 29	Hou	W	p	0	0	0	0.0	0.0	0	0	0	0	0	0	0	0	0	0
<b>Totals</b>				<b>7-9</b>	<b>16/0</b>	<b>1</b>	<b>1</b>	<b>0</b>	<b>0.0</b>	<b>0.0</b>	<b>0</b>	<b>0</b>	<b>0</b>	<b>0</b>	<b>0</b>	<b>0</b>	<b>0</b>	<b>12</b>

#### 2014 Tennessee Titans

Date	Opp	W/L	P/S	Tot	Solo	Asst	Sk	- Yds	QBP	TFL	Int	- Yds	-TD	PD	FF	FR	- Yds	SpT
Sept 7	@ KC	W	p	0	0	0	0.0	0.0	0	0	0	0	0	0	0	0	0	3
Sept 14	Dal	L	p	0	0	0	0.0	0.0	0	0	0	0	0	0	0	0	0	0
Sept 21	@ Cin	L	p	0	0	0	0.0	0.0	0	0	0	0	0	0	0	0	0	0
Sept 28	@ Ind	L	p	0	0	0	0.0	0.0	0	0	0	0	0	0	0	0	0	0
Oct 5	Cle	L	p	0	0	0	0.0	0.0	0	0	0	0	0	0	0	0	0	0
Oct 12	Jax	W	p	3	2	1	0.0	0.0	0	0	0	0	0	0	0	0	0	1
Oct 19	@ Was	L	p	2	0	2	0.0	0.0	0	0	0	0	0	0	0	0	0	0
Oct 26	Hou	L	p	4	2	2	1.0	12.0	1	1	0	0	0	0	0	0	0	0
Nov 9	@ Bal	L	p	4	4	0	0.0	0.0	0	0	0	0	0	1	0	0	0	1
Nov 17	Pit	L	p	5	3	2	0.0	0.0	0	1	0	0	0	0	0	0	0	2
Nov 23	@ Phi	L	p	2	2	0	0.0	0.0	0	0	1	33	0	2	0	0	0	2
Nov 30	@ Hou	L	p	6	5	1	0.0	0.0	0	0	0	0	0	0	0	0	0	0
Dec 7	NYG	L	p	0	0	0	0.0	0.0	0	0	0	0	0	0	0	0	0	0
Dec 14	NYJ	L	IA															
Dec 18	@ Jax	L	p	1	1	0	0.0	0.0	0	0	0	0	0	0	0	0	0	2
Dec 28	Ind	L	p	6	5	1	0.0	0.0	1	0	0	0	0	0	0	0	0	2
<b>Totals</b>				<b>2-14</b>	<b>15/0</b>	<b>33</b>	<b>24</b>	<b>9</b>	<b>1.0</b>	<b>12.0</b>	<b>2</b>	<b>2</b>	<b>1</b>	<b>33</b>	<b>0</b>	<b>3</b>	<b>0</b>	<b>13</b>

## DAIMION STAFFORD'S NFL STATISTICS

#### REGULAR SEASON

REGULAR SEASON		TACKLES										INTERCEPTIONS					FUMBLES				
Year	Team	GP	GS	Tot	Solo	Asst	Sk	Yds	QBP	TFL	No	Yds	Lg	TD	PD	FF	FR	Yds	SpT		
2013	Tennessee	16	0	1	1	0	0.0	0.0	0	0	0	0	0	0	0	0	0	0	12		
2014	Tennessee	15	0	33	24	9	1.0	12.0	2	2	1	33	33	0	3	0	0	0	13		
NFL Totals		31	0	34	25	9	1.0	12.0	2	2	1	33	33	0	3	0	0	0	25		

#### Single-Game Highs

Tackles - **6 (Twice, last vs. Indianapolis 12/28/14)**

Interceptions - **1 at Philadelphia (11/23/14)**

Sacks - **1 vs. Houston (10/26/14)**

Special Teams Tackles - **3 at Kansas City (9/7/14)**

#### Additional Career Statistics

Onside Recovery - 1 vs. Arizona (12/15/13)

Special Teams Forced Fumble - 1 at Oakland (11/24/13)

57



## JUSTIN STAPLES

LINEBACKER • 6'4" • 245 lbs • COLLEGE: ILLINOIS

ACQUIRED: FREE AGENT - 2014 • NFL EXP. (NFL/TITANS): 1/1

HOMETOWN: CLEVELAND, OHIO

GAMES PLAYED/GAMES STARTED: 6/0 (PLAYOFFS: 0/0)



**PRO:** The Titans added Justin Staples from their practice squad to the active roster on Nov. 20, 2014 to provide depth on special teams and at both linebacker spots. The 6-foot-4-inch, 245-pounder entered the NFL as an undrafted free agent with the Cleveland Browns in 2013 and spent parts of his rookie campaign on the team's practice squad.

### TITANS TIDBITS:

- Staples is related to Roebuck "Pops" Staples of the famed soul/R&B group The Staples Singers.
- Staples is the second oldest of nine siblings. Justin grew up in Berea, Ohio, down the street from the Cleveland Browns' practice facility.
- On senior day at Illinois in 2012, Staples wore jersey number 61 instead of his usual 54 to honor his late father Lenson. Lenson played football at Northwestern before transferring to Missouri in 1983-84, when he wore No. 61 for the Tigers. Lenson died in August 2010, just one month before Illinois played Missouri for the final time in their Arch Rivalry Series.

### CAREER TRANSACTIONS:

- The Cleveland, Ohio, native was originally signed by the Cleveland Browns as a rookie free agent on April 30, 2013.
- Released by the Browns on Aug. 31, 2013.
- Signed by the Browns to their practice squad on Sept. 25, 2013.
- Released from the Browns' practice squad on Oct. 7, 2013.
- Signed by the Browns to their practice squad on Nov. 12, 2013.
- Released from the Browns' practice squad on Dec. 3, 2013.
- Signed by the Browns to their practice squad on Dec. 10, 2013.
- Signed by the Browns to a futures contract on Dec. 30, 2013.
- Released by the Browns on Aug. 30, 2014 and signed to the team's practice squad a day later.
- Released from the Browns' practice squad on Sept. 9, 2014.
- Signed by the Titans to their practice squad on Sept. 16, 2014.
- Signed by the Titans to the active roster from the practice squad on Nov. 20, 2014.

### SEASON RECAPS:

**2014 (6/0 - Tennessee):** Saw action in six games as a reserve and amassed four special teams tackles. Tied for the team lead in special teams tackles once in 2014 (vs. NYJ). Spent nine weeks on the Titans' practice squad before being signed to the active roster on Nov. 20. Made his NFL debut at Philadelphia (11/23/14). Spent the first week of the season on the Cleveland Browns' practice squad before joining the Titans in Week 3.

- At Philadelphia (11/23), made his NFL debut and collected a solo special teams tackle on coverage units.
- At Houston (11/30), played as a reserve on special teams.
- Against N.Y. Giants (12/7), saw action as a reserve on special teams.
- Against N.Y. Jets (12/14), tied for the team lead with two special teams tackles.
- At Jacksonville (12/18), played as a reserve on special teams and registered a tackle.
- Against Indianapolis (12/28), saw action as a reserve on special teams.

**2013 (0/0 - Cleveland):** Spent five weeks of his rookie season on Browns' practice squad.

### COLLEGE:

- Played in 48 games at defensive end at Illinois and recorded 62 tackles, 2.5 sacks and three forced fumbles.
- As a senior in 2012, played in 11 games and notched 20 tackles, a half

sack, 2.5 tackles for loss, a pass defensed and a forced fumble.

- In 2011, played in all 13 games with one start as a junior and posted 16 tackles, one sack and two pass breakups in 2011.
- Played in all 13 games, with three starts, at the bandit position in 2010 and totaled 26 tackles, 4.5 tackles for loss, one sack, two forced fumbles and one pass breakup.
- In 2009, played in 10 games as a redshirt freshman, primarily on special teams and forced a fumble against Ohio State.
- Majored in sociology at Illinois.

### PERSONAL:

- Attended St. Edward High School in Lakewood, Ohio, where he earned all-state honors as a linebacker.
- Finished his high school career with 172 tackles, 13 sacks, six forced fumbles and four fumble recoveries.
- Recorded 92 tackles, seven sacks, one interception, 11 pass break-ups, six forced fumbles and two recovered fumbles as a senior.
- Also played forward on St. Edward's basketball team, as well as Ohio AAU teams.
- Born Justin Ikeem Staples on Dec. 10, 1989 in Chicago, Ill.

## JUSTIN STAPLES' GAME-BY-GAME

2014 Tennessee Titans

Date	Opp	W/L	P/S	Tot	Solo	Asst	Sk	- Yds	QBP	TFL	Int - Yds	-TD	PD	FF	FR - Yds	SpT
Nov 23	@ Phi	L	p	0	0	0	0.0	0.0	0	0	0	0	0	0	0	1
Nov 30	@ Hou	L	p	0	0	0	0.0	0.0	0	0	0	0	0	0	0	00
Dec 7	NYG	L	p	0	0	0	0.0	0.0	0	0	0	0	0	0	0	0

Dec 14	NYJ	L	p	0	0	0	0.0	0.0	0	0	0	0	0	0	0	0	2
Dec 18	@ Jax	L	p	0	0	0	0.0	0.0	0	0	0	0	0	0	0	0	1
Dec 28	Ind	L	p	0	0	0	0.0	0.0	0	0	0	0	0	0	0	0	0
<b>Totals</b>				<b>0-6</b>	<b>6/0</b>		<b>0</b>	<b>0</b>	<b>0</b>	<b>0.0</b>	<b>0.0</b>	<b>0</b>	<b>0</b>	<b>0</b>	<b>0</b>	<b>0</b>	<b>4</b>

## JUSTIN STAPLES' NFL STATISTICS


### REGULAR SEASON

REGULAR SEASON				TACKLES								INTERCEPTIONS					FUMBLES			
Year	Team	GP	GS	Tot	Solo	Asst	Sk	Yds	QBP	TFL	No	Yds	Lg	TD	PD	FF	FR	Yds	SpT	
2013	Cleveland	0	0	Practice Squad																
2014	Tennessee	6	0	0	0	0	0.0	0.0	0	0	0	0	0	0	0	0	0	0	4	
NFL Totals		6	0	0	0	0	0.0	0.0	0	0	0	0	0	0	0	0	0	0	4	

### Single-Game Highs

Special Teams Tackles - **2 vs. N.Y. Jets (12/14/14)**

# 88



## CRAIG STEVENS

TIGHT END • 6'3" • 263 lbs • COLLEGE: CALIFORNIA

ACQUIRED: 3RD ROUND - 2008 • NFL EXP. (NFL/TITANS): 7/7

HOMETOWN: SAN PEDRO, CALIF.

GAMES PLAYED/GAMES STARTED: 93/61 (PLAYOFFS: 1/0)



**PRO:** Craig Stevens is in his seventh season with the Titans and continues to assert himself as one of the NFL's best blocking tight ends. He was used as a reserve in that capacity in his first two seasons in addition to being a special teams contributor. In 2010, he moved into a full-time offensive role, playing 15 games with 13 starts. He continued in 2011 with 15 games and 11 starts and was rewarded early in the 2012 offseason with a new multi-year contract. The 6-foot-3-inch, 263-pounder set career-best marks in catches and receiving yards in 2012.

### CAREER HIGHLIGHTS:

- In 2012, Stevens started 15 games at tight end and posted career-highs with 23 receptions and 275 receiving yards.
- Stevens produced a career-long 58-yard catch against the Denver Broncos on Sept. 25, 2011, which led to the Titans' game-winning touchdown.
- Stevens notched his first career touchdown at San Diego on Oct. 31, 2010, reaching the end zone on a one-yard pass from Vince Young.
- In 2009, he finished second on the team with 15 special teams tackles.
- Prior to entering the NFL, he recorded a 4.59-second 40-yard dash at the 2008 NFL Scouting Combine.

### TITANS TIDBITS:

- Stevens enjoys designing and making furniture in his free time. He has a workshop in his garage and has made a variety of pieces, including end tables, shelving units, cabinets, chess sets and unique decorative fixtures.
- Stevens has picked up a new hobby in fly fishing. He has made several trips and even makes his own fly fishing nets.
- He has a younger brother, Eric, who signed as a rookie free agent with the St. Louis Rams in 2013 following a four-year career as a fullback at Cal. He has two other brothers, Jeff and Brett, who are firefighters with the L.A. City Fire Department.
- Stevens entered the NFL with one class remaining to obtain his degree in legal studies. He hopes to one day become involved in the law, following in the footsteps of his father, Mark, a deputy sheriff in L.A. County.
- Stevens switched his jersey number to 19 as a senior at Cal in honor of the late Mario Danelo, a close friend and kicker for the University of Southern California. Danelo, who wore No. 19 for the Trojans, died tragically in January 2007 in the friends' hometown of San Pedro, Calif.

### CAREER TRANSACTIONS:

- The San Pedro, Calif., native was selected by the Titans in the third round (85th overall) of the 2008 NFL Draft.

### SEASON RECAPS:

**2014 (5/4):** Played in five games with four starts at tight end and caught two passes for 26 yards. Was inactive for one contest before being placed on injured reserve on Oct. 18, 2014.

- At Kansas City (9/7), played as a reserve at tight end and helped open holes for Titans' rushers to gain 162 yards on the ground.
- Against Dallas (9/14), started at tight end.
- At Cincinnati (9/21), started at tight end and hauled in two receptions for 26 yards. Snared a 20-yard reception during the Titans' touchdown drive in the fourth quarter.
- At Indianapolis (9/28), started at tight end.
- Against Cleveland (10/5), started at tight end but left the game early in the first quarter with an injury.
- Against Jacksonville (10/12), was inactive.

**2013 (15/14):** Played in 15 games with 14 starts at tight end and caught two passes for five yards. Was inactive for one contest. Registered two special teams tackles on coverage units.

- At Pittsburgh (9/8), started at tight end and helped open holes for Titans' rushers to gain 112 yards on the ground.
- Against San Diego (9/22), started at tight end and helped block for Titans' rushers to gain 170 yards on the ground.
- At St. Louis (11/3), started at tight end and helped block for Titans' ball carriers to gain 198 rushing yards.
- Against Jacksonville (11/10), started at tight end and hauled in one reception for six yards.
- At Oakland (11/24), started at tight end and caught one pass for a loss of a yard before leaving the game in the first quarter with an injury.
- At Jacksonville (12/22), started at tight end and helped open holes for Titans' ball carriers to accumulate 182 yards on the ground. Posted a special teams tackle.
- Against Houston (12/29), started at tight end and helped block for Titans' rushers to amass 151 yards.

**2012 (15/15):** Started 15 games at tight end and posted career-highs with 23 receptions and 275 receiving yards. Was inactive for the regular season finale with an injury. Led the team in receiving yards once in 2012 (at SD). Led the team in special teams tackles once in 2012 (vs. HST).

- Against Detroit (9/23), started at tight end and registered career-highs with five receptions and 63 receiving yards. Converted a third-and-seven with a 17-yard reception over the middle in the third quarter. Got the Titans' game-winning drive in overtime started with a 24-yard reception to the Titans' 44-yard line.
- At Houston (9/30), started at tight end and caught two passes for 24 yards, including a touchdown. Posted a special teams tackle on coverage units. Cut the Texans' lead to 14-7 with a 19-yard touchdown reception from Matt Hasselbeck with 7:52 remaining in the second quarter. Converted a fourth-and-three with a five-yard catch in the fourth quarter.
- At Buffalo (10/21), started at tight end and caught a 17-yard pass during the Titans' opening scoring drive on the first possession. Helped open holes for Chris Johnson to gain 195 yards on the ground.
- Against Indianapolis (10/28), started at tight end and recorded two receptions for 15 yards.
- At Chicago (11/4), started at tight end and caught two passes for 26 yards.
- Against N.Y. Jets (12/17), started at tight end and hauled in two receptions for 16 yards. Helped open holes for Titans' ball carriers to gain 167 yards on the ground.

**2011 (15/11):** Appeared in 15 games with 11 starts and totaled nine receptions for 166 yards and a touchdown. Led the team with an 18.4-yards per reception avg. Snared a career-long 58-yard reception against Denver (9/25/11). Tied for the team lead in special teams tackles once in 2011 (at ATL).

- Against Denver (9/25), hauled in a career-long 58-yard reception down to the Broncos' 25-yard line during the game-winning drive in the fourth quarter.
- At Cleveland (10/2), gave the Titans a 7-3 lead with a 12-yard touchdown catch with 3:25 remaining in the first quarter. Left the game in the second quarter with an injury and did not return. Collected a special teams tackle on coverage units.
- Against Cincinnati (11/6), hauled in a 25-yard pass over the middle during the Titans' first touchdown drive in the second quarter.
- Against Tampa Bay (11/27), helped open holes for Titans' ball carriers to



gain 202 yards on the ground.

- At Buffalo (12/4), helped block for Titans' rushers gain 187 yards on 31 carries (6.0 avg.).
- Against New Orleans (12/11), kickstarted the Titans' first scoring drive with a 31-yard grab. Posted a solo special teams tackle.

**2010 (15/13):** Appeared in 15 games with 13 starts at tight end and collected career highs with 11 receptions, 122 receiving yards and two touchdowns. Was inactive for one contest (11/21 against Washington).

- At San Diego (10/31), tied a career high with two receptions for a career-best 29 receiving yards and his first career touchdown. Set up the Titans first touchdown with a career-long 28-yard reception in the second quarter. Two plays later, hauled in a one-yard touchdown pass in the back of the end zone with 8:08 remaining in the second quarter.
- Against Indianapolis (12/9), snared a career-high three receptions for 20 yards and a touchdown. Cut the Titans' deficit to a touchdown with a seven-yard scoring catch in the third quarter.
- Against Houston (12/19), helped clear the way for Titans' rushers to gain 147 yards on the ground.
- At Indianapolis (1/2), tracked down Antoine Bethea at the Titans' seven-yard line after a 101-yard return following Rob Bironas' missed 61-yard field goal.

**2009 (12/2):** In 12 games, finished second on the team with 15 special teams tackles. As a blocking tight end, contributed to Chris Johnson's 2,006-yard rushing season. He was inactive in four games and did not play in two contests.

- Against Houston (9/20), started and helped open holes for Titans' ball carriers to amass 240 yards on the ground.
- Against Buffalo (11/15), tied for the team lead with a career-high four special teams tackles.

**2008 (16/2, 1/0):** As team's only rookie to play every game, earned two starts as second tight end. Recorded one reception for nine yards and also tied for fifth on the team with 10 special teams tackles.

- Against Jacksonville (9/7), made NFL debut as reserve tight end in season opener.
- Against Green Bay (11/2), made first NFL start at tight end.
- At Indianapolis (12/28), started at tight end and snared first career NFL reception on nine-yard pass.

#### COLLEGE:

- At Cal, was mainstay on Bears offense, appearing in 50 games (33 starts) in four seasons, one game shy of school record. His superior ability as a pass protector, run blocker and receiver helped him earn honorable

mention All-Pac 10 honors after his sophomore and senior seasons and second-team All-Pac 10 following his junior year. Statistical totals included 51 receptions for 669 yards and seven touchdowns.

- As senior (2007), named honorable mention All-Pac 10 and was recipient of team's Frank J. Schlessinger Coaches award, given to player who demonstrates outstanding athletic ability, academic success and community service. Also earned Cort Majors award as offensive team captain. Started all 13 games and recorded 17 receptions for 204 yards (12.0 avg.) and three touchdowns.
- As junior (2006), named second-team All-Pac 10 after totaling 17 receptions for 239 yards and one touchdown in 13 games (seven starts). Received team's Cort Majors Captain award.
- As sophomore (2005), started every game and earned All-Pac 10 honorable mention recognition. Finished fifth on squad with 13 receptions for 165 yards and two touchdowns.
- As freshman (2004), played in every game and tallied one start, finishing season with four receptions for 61 yards and one touchdown. Earned Academic All-Pac 10 honorable mention.
- Redshirted in 2003 and earned Scout Team Player of the Year.
- Majored in legal studies.

#### PERSONAL:

- Married to Kathryn and has a son, Chase. The couple splits time between Nashville and San Pedro, Calif.
- Played tight end and linebacker at Palos Verdes Peninsula (Rancho Palos Verdes, Calif.) High School. As senior, named All-CIF, All-Area and team's Defensive Player of the Year after recording 127 tackles and four touchdown receptions.
- Cousin, Mike Tully, won silver medal in pole vault at 1984 Summer Olympics.
- List of favorites: (movie) "Legends of the Fall"; (TV shows) "Game of Thrones" and "True Blood"; (music) country, rock and roll, classic rock; (school subject) law classes; (books) mystery and science fiction novels; (video games) Guitar Hero, Call of Duty and Mario Kart; (sports teams other than Titans) Nashville Predators; and (food) cheeseburgers, steak and potatoes.
- Born Craig Chase Stevens, the son of Helene Mink and Mark Stevens, on Sept. 1, 1984 in San Pedro, Calif.

## CRAIG STEVENS' GAME-BY-GAME

### 2008 Tennessee Titans

Date	Opp.	W/L	P/S	No	Yds	Avg	Lg	TD
Sept 7	Jax	W	p	0	0	-	-	0
Sept 14	@ Cin	W	p	0	0	-	-	0
Sept 21	Hou	W	p	0	0	-	-	0
Sept 28	Min	W	p	0	0	-	-	0
Oct 5	@ Bal	W	p	0	0	-	-	0
Oct 19	@ KC	W	p	0	0	-	-	0
Oct 27	Ind	W	p	0	0	-	-	0
Nov 2	GB	W	S	0	0	-	-	0
Nov 9	@ Chi	W	p	0	0	-	-	0
Nov 16	@ Jax	W	p	0	0	-	-	0
Nov 23	NYJ	L	p	0	0	-	-	0
Nov 27	@ Det	W	p	0	0	-	-	0
Dec 7	Cle	W	p	0	0	-	-	0
Dec 14	@ Hou	L	p	0	0	-	-	0
Dec 21	Pit	W	p	0	0	-	-	0
Dec 28	@ Ind	L	S	1	9	9.0	9	0
<b>Totals</b>		<b>13-3</b>	<b>16/2</b>	<b>1</b>	<b>9</b>	<b>9.0</b>	<b>9</b>	<b>0</b>
<b>Playoffs</b>								
Jan 10	Bal	L	p	0	0	0.0	-	0
<b>Totals</b>		<b>0-1</b>	<b>1/0</b>	<b>0</b>	<b>0</b>	<b>0.0</b>	<b>-</b>	<b>0</b>

Additional Statistics: 1 kickoff return for 16 yards vs. Minnesota (Sept. 28)

### 2009 Tennessee Titans

Date	Opp.	W/L	P/S	No	Yds	Avg	Lg	TD
Sept 10	@ Pit	L	p	0	0	-	-	0
Sept 20	Hou	L	S	0	0	-	-	0
Sept 27	@ NYJ	L	S	0	0	-	-	0
Oct 4	@ Jax	L	p	0	0	-	-	0
Oct 11	Ind	L	p	0	0	-	-	0
Oct 18	@ NE	L	IA					
Nov 1	Jax	W	IA					
Nov 8	@ SF	W	p	0	0	-	-	0
Nov 15	Buf	W	p	0	0	-	-	0
Nov 23	@ Hou	W	p	0	0	-	-	0
Nov 29	Ari	W	p	0	0	-	-	0
Dec 6	@ Ind	L	p	0	0	-	-	0
Dec 13	StL	W	p	0	0	-	-	0
Dec 20	Mia	W	IA					
Dec 25	SD	L	IA					
Jan 3	@ Sea	W	p	0	0	-	-	0
<b>Totals</b>		<b>8-8</b>	<b>12/2</b>	<b>0</b>	<b>0</b>	<b>-</b>	<b>-</b>	<b>0</b>

Additional Statistics: 1 kickoff return for 14 yards vs. Houston (Sept. 20)

# CRAIG STEVENS' GAME-BY-GAME CONT.

## 2010 Tennessee Titans

		RECEIVING							
Date	Opp.	W/L	P/S	No	Yds	Avg	Lg	TD	
Sept 12	Oak	W	S	2	18	9.0	9	0	
Sept 19	Pit	L	S	1	9	9.0	9	0	
Sept 26	@ NYG	W	S	0	0	-	0	0	
Oct 3	Den	L	p	1	16	16.0	16	0	
Oct 10	@ Dal	W	S	1	11	11.0	11	0	
Oct 18	@ Jax	W	S	0	0	-	0	0	
Oct 24	Phi	W	S	0	0	-	0	0	
Oct 31	@ SD	L	S	2	29	14.5	28	1	
Nov 14	@ Mia	L	p	0	0	-	0	0	
Nov 21	Was	L	IA						
Nov 28	@ Hou	L	S	0	0	-	0	0	
Dec 5	Jax	L	S	1	19	19.0	19	0	
Dec 9	Ind	L	S	3	20	6.7	7t	1	
Dec 19	Hou	W	S	0	0	-	0	0	
Dec 26	@ KC	L	S	0	0	-	0	0	
Jan 2	@ Ind	L	S	0	0	-	0	0	
Totals		6-10	15/13	11	122	11.1	28	2	

## 2011 Tennessee Titans

		RECEIVING							
Date	Opp.	W/L	P/S	No	Yds	Avg	Lg	TD	
Sept 11	@ Jax	L	S	1	2	2.0	2	0	
Sept 18	Bal	W	S	1	1	1.0	1	0	
Sept 25	Den	W	S	1	58	58.0	58	0	
Oct 2	@ Cle	W	S	1	12	12.0	12t	1	
Oct 9	@ Pit	L	p	0	0	-	0	0	
Oct 23	Hou	L	p	1	11	11.0	11	0	
Oct 30	Ind	W	IA						
Nov 6	Cin	L	S	1	25	25.0	25	0	
Nov 13	@ Car	W	S	0	0	-	0	0	
Nov 20	@ Atl	L	S	0	0	-	0	0	
Nov 27	TB	W	S	0	0	-	0	0	
Dec 4	@ Buf	W	S	0	0	-	0	0	
Dec 11	NO	L	S	1	31	31.0	31	0	
Dec 18	@ Ind	L	S	1	9	9.0	9	0	
Dec 24	Jax	W	p	1	17	17.0	17	0	
Jan 1	@ Hou	W	p	0	0	-	0	0	
Totals		9-7	15/11	9	166	18.4	58	1	

## 2012 Tennessee Titans

		RECEIVING							
Date	Opp.	W/L	P/S	No	Yds	Avg	Lg	TD	
Sept 9	NE	L	S	1	5	5.0	5	0	
Sept 16	@ SD	L	S	1	46	46.0	46	0	
Sept 23	Det	W	S	5	63	12.6	24	0	
Sept 30	@ Hou	L	S	2	24	12.0	19t	1	
Oct 7	@ Min	L	S	2	14	7.0	18	0	
Oct 11	Pit	W	S	1	4	4.0	4	0	
Oct 21	@ Buf	W	S	1	17	17.0	17	0	
Oct 28	Ind	L	S	2	15	7.5	12	0	
Nov 4	Chi	L	S	2	26	13.0	14	0	
Nov 11	@ Mia	W	S	1	7	7.0	7	0	
Nov 25	@ Jax	L	S	1	12	12.0	12	0	
Dec 2	Hou	L	S	0	0	-	0	0	
Dec 9	@ Ind	L	S	1	19	19.0	19	0	
Dec 17	NYJ	W	S	2	16	8.0	11	0	
Dec 23	@ GB	L	S	1	7	7.0	7	0	
Dec 30	Jax	W	IA						
Totals		6-10	15/15	23	275	12.0	46	1	

Additional Statistics: 1 kickoff return for 18 yards at Houston (Sept. 30)

## 2013 Tennessee Titans

		RECEIVING							
Date	Opp.	W/L	P/S	No	Yds	Avg	Lg	TD	
Sept 8	@ Pit	W	S	0	0	-	0	0	
Sept 15	@ Hou	L	S	0	0	-	0	0	
Sept 22	SD	W	S	0	0	-	0	0	
Sept 29	NYJ	W	S	0	0	-	0	0	
Oct 6	KC	L	S	0	0	-	0	0	
Oct 13	@ Sea	L	S	0	0	-	0	0	
Oct 20	SF	L	S	0	0	-	0	0	
Nov 3	@ StL	W	S	0	0	-	0	0	
Nov 10	Jax	L	S	1	6	6.0	6	0	
Nov 14	Ind	L	S	0	0	-	0	0	
Nov 24	@ Oak	W	S	1	-1	-1.0	-1	0	
Dec 1	@ Ind	L	IA						
Dec 8	@ Den	L	p	0	0	-	0	0	
Dec 15	Ari	L	S	0	0	-	0	0	
Dec 22	@ Jax	W	S	0	0	-	0	0	
Dec 29	Hou	W	S	0	0	-	0	0	
Totals		7-9	15/14	2	5	2.5	6	0	

## 2014 Tennessee Titans

		RECEIVING							
Date	Opp.	W/L	P/S	No	Yds	Avg	Lg	TD	
Sept 7	@ KC	W	p	0	0	-	0	0	
Sept 14	Dal	L	S	0	0	-	0	0	
Sept 21	@ Cin	L	S	2	26	13.0	20	0	
Sept 28	@ Ind	L	S	0	0	-	0	0	
Oct 5	Cle	L	S	0	0	-	0	0	
Oct 12	Jax	W	IA						
Oct 19	@ Was								Placed on injured reserve on Oct. 18, 2014
Oct 26	Hou								
Nov 9	@ Bal								
Nov 17	Pit								
Nov 23	@ Phi								
Nov 30	@ Hou								
Dec 7	NYG								
Dec 14	NYJ								
Dec 18	@ Jax								
Dec 28	Ind								
Totals		2-4	5/4	2	26	13.0	20	0	

## CRAIG STEVENS' NFL STATISTICS

### REGULAR SEASON

REGULAR SEASON				RECEIVING					RUSHING				
Year	Team	GP	GS	No	Yds	Avg	Lg	TD	Att	Yds	Avg	Lg	TD
2008	Tennessee	16	2	1	9	9.0	9	0	0	0	-	-	0
2009	Tennessee	12	2	0	0	-	-	0	0	0	-	-	0
2010	Tennessee	15	13	11	122	11.1	28	2	0	0	-	-	0
2011	Tennessee	15	11	9	166	18.4	58	1	0	0	-	-	0
2012	Tennessee	15	15	23	275	12.0	46	1	0	0	-	-	0
2013	Tennessee	15	14	2	5	2.5	6	0	0	0	-	-	0
2014	Tennessee	5	4	2	26	13.0	20	0	0	0	-	-	0
NFL Totals		93	61	48	603	12.6	58	4	0	0	-	-	0

### PLAYOFFS

PLAYOFFS				RECEIVING					RUSHING				
Year	Team	GP	GS	No	Yds	Avg	Lg	TD	Att	Yds	Avg	Lg	TD
2008	Tennessee	1	0	0	0	-	-	0	0	0	-	-	0
Playoff Totals		1	0	0	0	-	-	0	0	0	-	-	0


### Single-Game Highs

Receptions - 5 vs. Detroit (9/23/12)  
 Receiving Yards - 63 vs. Detroit (9/23/12)  
 Longest Reception - 58 vs. Denver (9/25/11)  
 Touchdowns - 1 (Four times, last at Houston 9/30/12)

### Additional Statistics

Kickoff Returns - 1 for 16 yards (2008); 1 for 14 yards (2009), 1 for 18 yards (2012)  
 Special Team Tackles - 10 (2008), 15 (2009), 2 (2010), 4 (2011), 4 (2012), 2 (2013)

68



## BYRON STINGILY

TACKLE • 6'5" • 318 lbs • COLLEGE: LOUISVILLE

ACQUIRED: 6TH ROUND - 2011 • NFL EXP. (NFL/TITANS): 4/4

HOMETOWN: COUNTRY CLUB HILLS, Ill.

GAMES PLAYED/GAMES STARTED: 20/9 (PLAYOFFS: 0/0)



**PRO:** Byron Stingily is a massive offensive tackle that displays quick feet and agility. The 6-foot-5-inch, 318-pounder is relatively new to playing the position having lined up at defensive end in high school. Stingily spent his first three NFL seasons developing his talents and is in position in 2014 to compete for a backup role at both tackle spots.

### CAREER HIGHLIGHTS:

- In 2013, Stingily played in five games and for the second consecutive year started at right tackle in the final two games.
- In 2012, Stingily played in five games and notched his first two career starts at right tackle in the final two games.
- As a senior at Louisville in 2010, Stingily earned second team All-Big East honors after starting all 13 games at left tackle. He helped pave the way for the Cardinals to lead the conference in rushing and teammate Bilal Powell to finish 11th in the country in rushing.

### TITANS TIDBITS:

- Stingily started doing pilates during the 2012 offseason to help improve his flexibility. He is a regular at the Willow Springs studio in Green Hills.
- Prior to the 2011 NFL Draft, Stingily trained with former Titans' Pro Bowler Brad Hopkins three days per week at D1 in Franklin, Tenn.
- Stingily's off-the-field interests include working on cars, particularly low-riders. He started the hobby as a youngster refurbishing with his uncle.

### CAREER TRANSACTIONS:

- The Country Club Hills, Ill., native was selected by the Titans in the sixth round (175th overall) of the 2011 NFL Draft.

### SEASON RECAPS:

**2014 (10/5):** Saw action in a career-high 10 games with five starts. Started four games at right tackle and one contest at tight end. Was inactive for six games, including the first five contests of the season.

- At Kansas City (9/7), was inactive.
- Against Dallas (9/14), was inactive.
- At Cincinnati (9/21), was inactive.
- At Indianapolis (9/28), was inactive.
- Against Cleveland (10/5), was inactive.
- Against Jacksonville (10/12), saw action as an extra tackle on the goalline touchdown run by Jackie Battle. Played as a reserve on special teams.
- At Washington (10/19), played as a reserve on special teams.
- Against Houston (10/26), started at tight end as the team opened the game in a jumbo package.
- At Baltimore (11/9), played as a reserve on special teams.
- Against Pittsburgh (11/17), saw action as an extra tackle in the jumbo package.
- At Philadelphia (11/23), saw action at left tackle in the fourth quarter after Taylor Lewan left the game with an injury.
- At Houston (11/30), started at right tackle.
- Against N.Y. Giants (12/7), started at right tackle but left the game in the second quarter with an injury.
- Against N.Y. Jets (12/14), was inactive.
- At Jacksonville (12/18), started at right tackle.
- Against Indianapolis (12/28), started at right tackle and helped open holes for Titans' rushers to gain 142 yards on just 24 carries (5.9 avg.). Recovered a Charlie Whitehurst fumble in the red zone during the Titans' second scoring drive in the third quarter.

**2013 (5/2):** Played in five games and started the final two contests at right

tackle. Was inactive for 11 games, including the first seven games of the season.

- At St. Louis (11/3), appeared in his first game of the season as a reserve on special teams.
- At Jacksonville (12/22), made his first start of the season at right tackle and helped open holes for the offense to accumulate 182 yards on the ground.
- Against Houston (12/29), started at right tackle and helped block for Titans' rushers to amass 151 yards.

**2012 (5/2):** Saw action in five games with two starts at right tackle in the final two games. Was inactive for six contests and did not play in five games. Made his first career NFL start at right tackle at Green Bay (12/23/12).

- Against Indianapolis (10/28), played as a reserve on special teams. Played one snap at right tackle after David Stewart left the game with an injury.
- At Green Bay (12/23), made his first career NFL start at right tackle.
- Against Jacksonville (12/30), notched his second consecutive start at right tackle.

**2011 (0/0):** Was inactive for 15 games and dressed but did not play against Tampa Bay (11/27).

### COLLEGE:

- Started all 24 career games during his two-year stay at Louisville. Earned second team All-Big East honors after starting 13 games at left tackle as a senior. Before attending Louisville, played at Joliet Junior College during the 2006-2007 seasons.
- As a senior (2010), started in all 13 games at the left tackle and earned second-team All-Big East accolades. Was influential in helping Bilal Powell rank 11th in the nation in rushing. Graded out at 85 percent or higher in 13 games. Recorded over 50 pancakes blocks and helped the Cardinals lead the Big East Conference in rushing.
- As a junior (2009), coming off surgery that forced him to miss spring practice. Played in 11 games, making 11 starts at offensive tackle. Missed the season finale versus Rutgers due to injury.
- As a junior (2008), redshirted in his first season at Louisville.
- Majored in justice administration at Louisville.
- As a sophomore (2007), played at Joliet Junior College and started 13 games at offensive tackle. Earned first team All-Conference accolades. Rated the No. 1 offensive linemen in the conference and the No. 8 player overall. Guided Joliet to an 11-2 record.
- As a freshman (2006), saw action at tackle in his first season at Joliet Junior College.

### PERSONAL:

- Single and splits time between Nashville and Country Club Hills, Ill.
- Attended Romeoville High School and was a two-year starter at defensive end. Earned All-Conference and All-Area honors.
- Also lettered in basketball in high school.
- Has four siblings: Cameron (19), Evan (13), Diamond (21) and Fatima (12).
- List of favorites: (TV show) "Martin"; (movie) "Friday"; (music artist) Jay-Z; (school subject) math; (actor) Chris Tucker; (car) 1959 Impala; (childhood sports hero) Nobody when he was young, but recently D'Brickashaw Ferguson; (sports team) Chicago Bulls and all other Chicago teams; and (food/restaurant) Red Lobster.
- Born Byron Andrew Stingily, Jr., on Sept. 9, 1988 in Chicago, Ill.



## BYRON STINGILY'S NFL STATISTICS

### REGULAR SEASON

Year	Team	GP	GS
2011	Tennessee	0	0
2012	Tennessee	5	2
2013	Tennessee	5	2
2014	Tennessee	10	5
NFL Totals		20	9

### Starts Breakdown:

2012 - RT 2; 2013 - RT 2; 2014 - TE 1, RT 4

### Additional Career Statistics

Fumble Recoveries - 1 (2014)

8



## RYAN SUCCOP

KICKER • 6'2" • 218 lbs • COLLEGE: SOUTH CAROLINA

ACQUIRED: FA - 2014 • NFL EXP. (NFL/TITANS): 6/1

HOMETOWN: HICKORY, N.C.

GAMES PLAYED/GAMES STARTED: 96/0 (PLAYOFFS: 2/0)



**PRO:** A powerful right-footed kicker in his sixth NFL campaign, Ryan Succop joined the Titans prior to the start of the 2014 regular season. Succop arrives in Tennessee after five seasons with the Kansas City Chiefs where he posted four 100-plus point seasons and connected on 81 percent of his field goal attempts. Over the last three seasons (2011-2013), 52 percent of Succop's kickoffs have resulted in touchbacks, a number that ranks 11th in the NFL during the span. In 2013, he tallied career highs for points (118) and touchbacks (47), and also posted the second-best percentage of his career for field goals made inside of 50 yards, connecting on 87.5 percent (21-24) of those attempts.

### CAREER HIGHLIGHTS:

- Entering the 2014 season, Succop has played in 80 games, converting 119 of 147 field goals (81 percent) and all 160 of his extra points for 517 points.
- Succop has appeared in two postseason contests, making all three field goals attempted and all six extra points for 15 points.
- In 2013, posted 118 points, setting a new single-season career-high for points, passing his old mark of 104 set in his rookie season in 2009.
- Set a Chiefs franchise record for most points in a postseason game, accounting for 14 points in the Chiefs 2013 AFC Wild Card Game at Indianapolis (1/4/14).
- In 2009, Succop converted 86.2 percent of his field goals (25 of 29), tying as the highest make percentage by a rookie since the AFL-NFL merger (min. 20 attempts). He also led all NFL rookies with 104 points.
- Succop was named All-Rookie from Pro Football Weekly/PFWA and was voted the Chiefs' 2009 Mack Lee Hill Award winner by his peers for his rookie success.
- Succop set a career high and a Chiefs franchise single-game record by converting all six field goals he attempted at New Orleans (9/23/12).

### TITANS TIDBITS:

- Succop was given the title "Mr. Irrelevant" after being selected with the final pick (256th overall) of the 2009 NFL Draft.
- Succop registered 104 career goals and was a four-time all-conference and two-time all-state soccer selection at Hickory (N.C.) High School.
- Succop handled both the kicking and punting duties during his sophomore and junior seasons at South Carolina.

### CAREER TRANSACTIONS:

- The Hickory, N.C., native was originally selected by the Kansas City Chiefs in the seventh round (256th overall) of the 2009 NFL Draft.
- Released by the Chiefs on Aug. 30, 2014.
- Signed by the Titans as a free agent on Sept. 2, 2014.

### SEASON RECAPS:

**2014 (16/0 - Tennessee):** Played in all 16 games in his first season with the Titans and made good on a career-high 86.4 percent of his field goals. Connected on 19 of 22 field goals and all 27 extra point attempts for 84 points. Registered 31 touchbacks on 65 kickoffs.

- At Kansas City (9/7), made his Titans' debut and connected on all four field goals (36, 31, 46, 47) and both extra point chances. Booted four touchbacks on seven kickoffs. Gave the Titans a 10-3 halftime lead with a 36-yard field goal with seven seconds left to play in the second stanza. Connected on a 31-yard field goal in the third stanza. Extended the Titans' lead to 23-3 with a 46-yard field goal with 12:39 left to play in the fourth quarter. Concluded the scoring with a 47-yard field goal with 4:50 remaining in the game.

- Against Dallas (9/14), made good on his lone field goal attempt (47) and his only extra point chance. Nailed a 47-yard field goal with 10:57 left to play in the third quarter.

- At Cincinnati (9/21), missed two field goal attempts from 40 and 44 yards. Made his only extra point chance.

- At Indianapolis (9/28), made his lone field goal attempt (36) and both extra point tries. Cut the Colts lead to 17-3 with a 36-yard field goal with 6:24 remaining in the second quarter.

- Against Cleveland (10/5), connected on all four extra point opportunities.

- Against Jacksonville (10/12), made good on all three field goal attempts (25, 21, 42) and his lone extra point chance. Cut the Jaguars' lead to 7-3 with a 25-yard field goal with 44 seconds left to play in the first quarter. Extended the Titans' lead to 13-7 with a 21-yard field goal midway through the third quarter. Gave the Titans a 16-7 advantage with a 42-yard field goal with 14:49 left to play in the fourth quarter.

- At Washington (10/19), nailed his lone field goal (36) and both extra point chances. Tied the game at 3-3 by hitting a 36-yard field goal with 3:41 left to play in the first quarter.

- Against Houston (10/26), nailed his only field goal (35) and his lone extra point chance. Gave the Titans an early 3-0 lead with a 35-yard field goal with 10:23 left to play in the opening quarter.

- At Baltimore (11/9), made his lone extra point chance.

- Against Pittsburgh (11/17), connected on his lone field goal attempt (20) and all three extra point chances. Cut the Steelers' lead to 13-10 with a 20-yard field goal with 11:12 remaining in the second quarter.

- At Philadelphia (11/23), made his lone field goal (20) and all three extra point tries. Cut the Eagles lead to 27-17 with a 20-yard field goal late in the second quarter.

- At Houston (11/30), connected on all three extra point chances.

- Against N.Y. Giants (12/7), made his lone extra point. Missed his only field goal try from 42 yards in the second quarter.

- Against N.Y. Jets (12/14), made good on all three field goal attempts (40, 33, 51). Gave the Titans an early 3-0 lead with a 40-yard field goal with 3:16 remaining in the first quarter. Extended the Titans' lead to 8-3 with a 33-yard field goal with 6:03 left to play in the third quarter. Nailed a season-long 51-yard field goal to give the Titans an 11-10 lead late in the third stanza.

- At Jacksonville (12/18), connected on both field goals (50, 23) and his lone extra point chance. Extended the Titans' lead to 10-0 with a 50-yard field goal with 3:46 left to play in the first half. Cut the Jaguars' lead to 21-13 with a 23-yard field goal with 6:06 left to play in the fourth quarter.

- Against Indianapolis (12/28), made good on his lone field goal (31) and his only extra point chance. Cut the Colts' lead to 17-10 with a 31-yard field goal with 4:01 remaining in the third quarter.

**2013 (16/0, 1/0 - Kansas City):** Appeared in all 16 games, making all 52 extra points and 22 of 28 field goals (78.6 percent) for a career-high 118 points.

At Indianapolis (1/4), converted all three field goals and all five PATs for a Chiefs franchise single-game postseason record 14 points in an AFC Wild Card Game.

**2012 (16/0 - Kansas City):** Appeared in 16 contests, converting 28 of 34 field goals (82.4 percent) and all 17 extra points for 101 points and had two special teams tackles.

- At New Orleans (9/23), connected on six of six field goals and one PAT for 19 points, setting a new franchise single-game record for most field goals converted and setting a career high for most points in a single game.
- Against Oakland (10/28), made all three field goal attempts, including a

season-long 52-yard attempt, and one PAT for 10 points.

- Against Denver (11/25), hit all three field goals for nine points and had two special teams stops.
- Against Carolina (12/2), converted both field goals, including one from 52 yards, and three PATs for nine points.

**2011 (16/0 - Kansas City):** Appeared in 16 games, connecting on 24 of 30 field goals and all 20 extra points for a team-high 92 points. Had a career-long streak of 22 consecutive field goals made starting against Minnesota (10/2) before having a kick blocked against Oakland (12/24). Had 31 touchbacks to rank 10th in the AFC and his 80 percent field goal percentage ranked 10th in the AFC.

- Against Minnesota (10/2), converted all five of his field goals and one PAT for a career-high 16 points and had five touchbacks to earn AFC Special Teams Player of the Week honors. Also converted a career-long 54-yard field goal, tied a Chiefs record with five made field goals and became the third Chiefs kicker to convert two 50-plus-yard field goals in one game.
- Against San Diego (10/31), made good on all three of his field goals, including a game-winning 30-yard effort in overtime.
- Against N.Y. Jets (12/11), connected on a 53-yard field goal.
- Against Green Bay (12/18), made all four field goals and one PAT for 13 points and had three touchbacks, earning AFC Special Teams Player of the Week honors for the second time during the season.

**2010 (16/0, 1/0 - Kansas City):** Played in 16 games as the club's kicker and converted 20 of 26 field goals and all 42 extra points for 102 points. Landed 52 of his 78 kickoffs inside the 10-yard line. Had two special teams tackles • Against Buffalo (10/31), nailed a game-winning 35-yard field goal as time expired in overtime.

- At St. Louis (12/19), tied a then career long with a 53-yard field goal.

**2009 (16/0 - Kansas City):** Handled place-kicking duties in all 16 games and connected on 25 of 29 field goals (86.2 percent) and all 29 of his extra points for a team-high 104 points. Landed 59 of his 75 kickoffs inside the 10-yard line with seven touchbacks. Also had one special teams tackle. Named the club's Mack Lee Hill Award winner, an honor bestowed on Kansas City's top rookie or first-year player. Earned All-Rookie honors from Pro Football Weekly/PFWA. Produced an 86.2 field goal percentage, tying as the highest make percentage by a rookie since the AFL-NFL merger (min. 20 attempts). His 86.2 field goal percentage ranked sixth in the AFC and 10th in the NFL. Was one of five kickers in the AFC and one of seven kickers in the NFL to not miss from inside 40 yards, going 17-17. Led all NFL rookies with 104 points and tied for 10th in the AFC with seven touchbacks. Ranked first in Chiefs history among rookies with 25 made field goals, while his 29 field goal attempts were third in team annals among rookies.

- At Baltimore (9/13), hit a 53-yard field goal and three PATs for six points in his first NFL game. His 53-yard field goal was the longest made field goal by a rookie kicker on his first regular season NFL attempt since Baltimore's Steve Hauschka hit a 54-yard field goal at Houston (11/9/08).
- At Washington (10/18), hit a season-high four field goals (39, 46, 46 and 24 yards) for 12 points.

- Against Pittsburgh (11/22), hit a 22-yard game-winning field goal in overtime.

- At Denver (1/3), made all three of his field goals and five PATs for a season-best 14 points.

#### COLLEGE:

- Played in 50 games at South Carolina, hitting 49 of 69 field goals (71.0 percent) with a career long of 55 yards. Converted 104 of 106 PATs and racked up a total of 251 points, the second-highest total in school history.
- Spent his sophomore and junior seasons handling both the kicking and punting duties. Had 85 punts for 3,597 yards (42.3 gross, 34.9 net) with 21 kicks inside the 20 and three touchbacks. Had 69 touchbacks on 192 kickoffs.
- Played in 13 games his senior campaign in 2008, earning honorable mention All-Southeastern Conference honors. Connected on 20 of 30 field goals, leading the SEC in both makes and attempts. Converted all 30 of his PATs for 90 points. Had 25 touchbacks on kickoffs. Finished the season fourth in the SEC in field goal percentage (66.7 percent) and ninth in scoring (6.9 ppg).
- Appeared in 12 games as a kicker and punter as a junior in 2007 and converted 13 of 17 field goals and all 37 of his PATs for 76 points. Had 56 punts for 2,330 yards (41.6 gross, 34.4 net), landing 15 inside the 20. Named honorable mention All-SEC.
- Saw action in 13 contests his sophomore season in 2006. Earned second-team All-SEC honors and was a semi-finalist for the Lou Groza Award. Connected on 16 of 20 field goals and 37 of 39 PATs for a team-high 85 points. Had 29 punts for 1,267 yards (43.7 gross, 36.0 net) with six inside the 20 and three touchbacks. Had 29 touchbacks on kickoffs.
- Played in all 12 games as a true freshman in 2005. Missed his only two field goal attempts. Had 29 touchbacks on kickoffs.
- Majored in Finance and Real Estate at South Carolina.

#### PERSONAL:

- Married to Paige and the couple splits time between Nashville and Charleston, S.C.
- Was a four-time all-conference and two-time all-state selection at Hickory (N.C.) High School.
- Was a three-time conference Special Teams Player of the Year. Converted 12 of 14 field goals and all 42 of his PATs for 78 points while averaging 41 yards per punt and had 98.0 percent of his kickoffs go for touchbacks as a senior.
- Was a three-time all-state selection in soccer with 104 career goals.
- Last name is pronounced Suck-up.
- Follow Succop on Twitter at @ryansuccop.
- Born Ryan Barrow Succop on Sept. 19, 1986 in Hickory N.C.

# RYAN SUCCOP'S GAME-BY-GAME

## 2009 Kansas City Chiefs

Date	Opp	W/L	PAT		FG			1-19		20-29		30-39		40-49		50+		LG	Pts	Kick-by-Kick	Kickoffs			
			Ma	Att	Ma	Att	Pct	Ma	Att	Ma	Att	Ma	Att	Ma	Att	Ma	Att				No	InEZ	TB	PctTB
Sept 13	@ Bal	L	3	3	1	1	100.0	0	0	0	0	0	0	0	0	1	1	53	6	53	5	2	1	20.0
Sept 20	Oak	L	1	1	1	1	100.0	0	0	1	1	0	0	0	0	0	0	23	4	23	2	0	0	0.0
Sept 27	@ Phi	L	2	2	0	0	-	0	0	0	0	0	0	0	0	0	0	-	2		2	1	0	0.0
Oct 4	NYG	L	1	1	1	1	100.0	0	0	0	0	1	1	0	0	0	0	34	4	34	2	2	2	100.0
Oct 11	Dal	L	2	2	2	3	66.7	0	0	0	0	1	1	1	1	0	1	47	8	47, 38, 53b	5	1	0	0.0
Oct 18	@ Was	W	0	0	4	4	100.0	0	0	1	1	1	1	2	2	0	0	46	12	39, 46, 46, 24	5	2	0	0.0
Oct 25	SD	L	1	1	0	1	0.0	0	0	0	0	0	0	0	1	0	0	-	1	43n	2	2	0	0.0
Nov 8	@ Jax	L	1	1	2	3	66.7	0	0	1	1	0	0	1	1	0	1	45	7	45, 21, 56n	3	3	1	33.3
Nov 15	@ Oak	W	1	1	3	4	75.0	0	0	1	1	1	1	0	0	1	2	50	10	50, 25, 52n, 31	5	0	0	0.0
Nov 22	Pit	W	3	3	2	2	100.0	0	0	2	2	0	0	0	0	0	0	27	9	27, 22	6	4	2	33.3
Nov 29	@ SD	L	2	2	0	0	-	0	0	0	0	0	0	0	0	0	0	-	2		3	1	0	0.0
Dec 6	Den	L	1	1	2	2	100.0	0	0	1	1	0	0	1	1	0	0	47	7	22, 47	4	0	0	0.0
Dec 13	Buf	L	1	1	1	1	100.0	0	0	1	1	0	0	0	0	0	0	21	4	21	3	2	0	0.0
Dec 20	Cle	L	4	4	2	2	100.0	0	0	1	1	1	1	0	0	0	0	30	10	30, 27	7	3	0	0.0
Dec 27	@ Cin	L	1	1	1	1	100.0	0	0	0	0	1	1	0	0	0	0	30	4	30	3	1	0	0.0
Jan 3	@ Den	W	5	5	3	3	100.0	0	0	1	1	1	1	1	1	0	0	47	14	20, 36, 47	9	5	1	11.1
<b>Totals</b>		<b>4-12</b>	<b>29</b>	<b>29</b>	<b>25</b>	<b>29</b>	<b>86.2</b>	<b>0</b>	<b>0</b>	<b>10</b>	<b>10</b>	<b>7</b>	<b>7</b>	<b>6</b>	<b>7</b>	<b>2</b>	<b>5</b>	<b>53</b>	<b>104</b>		<b>66</b>	<b>29</b>	<b>7</b>	<b>10.6</b>

## 2010 Kansas City Chiefs

Date	Opp	W/L	PAT		FG			1-19		20-29		30-39		40-49		50+		LG	Pts	Kick-by-Kick	Kickoffs			
			Ma	Att	Ma	Att	Pct	Ma	Att	Ma	Att	Ma	Att	Ma	Att	Ma	Att				No	InEZ	TB	PctTB
Sept 13	SD	W	3	3	0	0	-	0	0	0	0	0	0	0	0	0	0	-	3		4	2	2	50.0
Sept 19	@ Cle	W	1	1	3	3	100.0	0	0	2	2	1	1	0	0	0	0	35	10	35, 26, 23	5	0	0	0.0
Sept 26	SF	W	4	4	1	2	50.0	0	0	0	0	1	2	0	0	0	0	32	7	38n, 32	5	1	1	20.0
Oct 10	@ Ind	L	0	0	3	4	75.0	0	0	0	0	1	1	2	2	0	1	45	9	45, 35, 43, 51n	3	2	0	0.0
Oct 17	@ Hou	L	4	4	1	1	100.0	0	0	1	1	0	0	0	0	0	0	24	7	24	6	3	1	16.7
Oct 24	Jax	W	6	6	0	0	-	0	0	0	0	0	0	0	0	0	0	-	6		7	0	0	0.0
Oct 31	Buf	W	1	1	2	3	66.7	0	0	1	1	1	2	0	0	0	0	35	7	28, 39n, 35	4	2	1	25.0
Nov 7	@ Oak	L	2	2	2	2	100.0	0	0	1	1	0	0	1	1	0	0	43	8	43, 25	5	2	0	0.0
Nov 14	@ Den	L	2	2	1	2	50.0	0	0	0	0	0	0	1	1	0	1	40	5	52n, 40	4	3	1	25.0
Nov 21	Ari	W	4	4	1	1	100.0	0	0	1	1	0	0	0	0	0	0	23	7	23	6	5	2	33.3
Nov 28	@ Sea	W	6	6	0	1	0.0	0	0	0	0	0	0	0	1	0	0	-	6	43b	7	0	0	0.0
Dec 5	Den	W	1	1	1	1	100.0	0	0	0	0	0	0	1	1	0	0	47	4	47	3	0	0	0.0
Dec 12	@ SD	L	0	0	0	0	-	0	0	0	0	0	0	0	0	0	0	-	0		1	1	0	0.0
Dec 19	@ StL	W	3	3	2	2	100.0	0	0	0	0	1	1	0	0	1	1	53	9	53, 38	6	4	0	0.0
Dec 26	Ten	W	4	4	2	3	66.7	0	0	0	0	1	1	1	2	0	0	42	10	35, 47n, 42	7	0	0	0.0
Jan 2	Oak	L	1	1	1	1	100.0	0	0	0	0	1	1	0	0	0	0	30	4	30	3	0	0	0.0
<b>Totals</b>		<b>10-6</b>	<b>42</b>	<b>42</b>	<b>20</b>	<b>26</b>	<b>76.9</b>	<b>0</b>	<b>0</b>	<b>6</b>	<b>6</b>	<b>7</b>	<b>9</b>	<b>6</b>	<b>8</b>	<b>1</b>	<b>3</b>	<b>53</b>	<b>102</b>		<b>76</b>	<b>25</b>	<b>8</b>	<b>10.5</b>
<b>Playoffs</b>																								
Jan 9	Bal	L	1	1	0	0	0.0	0	0	0	0	0	0	0	0	0	0	-	1		2	1	1	50.0
<b>Totals</b>		<b>0-1</b>	<b>1</b>	<b>1</b>	<b>0</b>	<b>0</b>	<b>0.0</b>	<b>0</b>	<b>0</b>	<b>0</b>	<b>0</b>	<b>0</b>	<b>0</b>	<b>0</b>	<b>0</b>	<b>0</b>	<b>0</b>	<b>-</b>	<b>1</b>		<b>2</b>	<b>1</b>	<b>1</b>	<b>50.0</b>

## 2011 Kansas City Chiefs

Date	Opp	W/L	PAT		FG			1-19		20-29		30-39		40-49		50+		LG	Pts	Kick-by-Kick	Kickoffs			
			Ma	Att	Ma	Att	Pct	Ma	Att	Ma	Att	Ma	Att	Ma	Att	Ma	Att				No	InEZ	TB	PctTB
Sept 11	Buf	L	1	1	0	1	0.0	0	0	0	0	0	0	0	1	0	0	-	1	49n	2	2	1	50.0
Sept 18	@ Det	L	0	0	1	2	50.0	0	0	0	0	1	1	0	1	0	0	33	3	33, 44n	2	2	2	100.0
Sept 25	@ SD	L	2	2	1	2	50.0	0	0	0	0	1	2	0	0	0	0	33	5	38n, 33	4	2	2	50.0
Oct 2	Min	W	1	1	5	5	100.0	0	0	2	2	0	0	1	1	2	2	54	16	40, 24, 51, 54, 22	6	6	4	66.7
Oct 9	@ Ind	W	0	0	0	0	-	0	0	0	0	0	0	0	0	0	0	-	0		5	4	4	80.0
Oct 23	@ Oak	W	4	4	0	0	-	0	0	0	0	0	0	0	0	0	0	-	4		5	4	4	80.0
Oct 31	SD	W	2	2	3	3	100.0	0	0	0	0	2	2	1	1	0	0	47	11	36, 47, 30	6	5	4	66.7
Nov 6	Mia	L	0	0	1	1	100.0	0	0	0	0	0	0	1	1	0	0	43	3	43	2	2	2	100.0
Nov 13	Den	L	1	1	1	1	100.0	0	0	0	0	1	1	0	0	0	0	32	4	32	2	2	2	100.0
Nov 21	@ NE	L	0	0	1	1	100.0	0	0	1	1	0	0	0	0	0	0	26	3	26	1	1	0	0.0
Nov 27	Pit	L	0	0	3	3	100.0	0	0	0	0	0	0	3	3	0	0	49	9	41, 49, 40	4	2	0	0.0
Dec 4	@ Chi	W	1	1	1	1	100.0	0	0	1	1	0	0	0	0	0	0	21	4	21	2	0	0	0.0
Dec 11	@ NYJ	L	1	1	1	1	100.0	0	0	0	0	0	0	0	0	1	1	53	4	53	2	1	0	0.0
Dec 18	GB	W	1	1	4	4	100.0	1	1	1	1	1	1	1	1	0	0	46	13	19, 32, 46, 20	6	5	3	50.0
Dec 24	Oak	L	1	1	2	4	50.0	0	0	2	2	0	0	0	2	0	0	23	7	23, 49b, 20, 49b	5	4	2	40.0
Jan 1	@ Den	W	1	1	0	1	0.0	0	0	0	0	0	0	0	1	0	0	-	1	44n	2	2	1	50.0
<b>Totals</b>		<b>7-9</b>	<b>20</b>	<b>20</b>	<b>24</b>	<b>30</b>	<b>80.0</b>	<b>1</b>	<b>1</b>	<b>7</b>	<b>7</b>	<b>6</b>	<b>7</b>	<b>7</b>	<b>12</b>	<b>3</b>	<b>3</b>	<b>54</b>	<b>92</b>		<b>56</b>	<b>44</b>	<b>31</b>	<b>55.4</b>



# RYAN SUCCOP'S TITANS GAME-BY-GAME CONT.

## 2012 Kansas City Chiefs

Date	Opp	W/L	PAT		FG			1-19		20-29		30-39		40-49		50+		LG	Pts	Kick-by-Kick	Kickoffs			
			Ma	Att	Ma	Att	Pct	Ma	Att	Ma	Att	Ma	Att	Ma	Att	Ma	Att				No	InEZ	TB	PctTB
Sept 9	Atl	L	3	3	1	2	50.0	0	0	0	0	1	1	0	1	0	0	39	6	39, 40n	5	5	2	40.0
Sept 16	@ Buf	L	2	2	1	1	100.0	0	0	0	0	1	1	0	0	0	0	33	5	33	4	3	3	75.0
Sept 23	@ NO	W	1	1	6	6	100.0	0	0	1	1	3	3	2	2	0	0	45	19	25, 45, 34, 38, 43, 31	7	6	2	28.6
Sept 30	SD	L	2	2	0	0	-	0	0	0	0	0	0	0	0	0	0	-	2		4	4	2	50.0
Oct 7	Bal	L	0	0	2	2	100.0	0	0	0	0	2	2	0	0	0	0	31	6	30, 31	3	3	1	33.3
Oct 14	@ TB	L	1	1	1	1	100.0	0	0	0	0	1	1	0	0	0	0	38	4	38	3	3	1	33.3
Oct 28	Oak	L	1	1	3	3	100.0	0	0	0	0	1	1	1	1	1	1	52	10	30, 42, 52	4	3	2	50.0
Nov 1	@ SD	L	1	1	2	3	66.7	0	0	0	0	0	1	2	2	0	0	49	7	49, 39n, 41	3	3	2	66.7
Nov 12	@ Pit	L	1	1	2	3	66.7	0	0	1	1	0	1	1	1	0	0	46	7	22, 33n, 46	3	2	1	33.3
Nov 18	Cin	L	0	0	2	2	100.0	0	0	0	0	2	2	0	0	0	0	34	6	34, 33	2	2	1	50.0
Nov 25	Den	L	0	0	3	3	100.0	0	0	1	1	1	1	1	1	0	0	49	9	34, 22, 49	4	4	2	50.0
Dec 2	Car	W	3	3	2	2	100.0	0	0	0	0	0	0	1	1	1	1	52	9	42, 52	5	4	3	60.0
Dec 9	@ Cle	L	1	1	0	1	0.0	0	0	0	1	0	0	0	0	0	0	-	1	27n	2	0	0	0.0
Dec 16	@ Oak	L	0	0	0	0	-	0	0	0	0	0	0	0	0	0	0	-	0		1	1	1	100.0
Dec 23	Ind	L	1	1	2	3	66.7	0	0	0	0	0	0	2	3	0	0	47	7	47, 43n, 47	4	4	2	50.0
Dec 30	@ Den	L	0	0	1	2	50.0	0	0	1	1	0	1	0	0	0	0	23	3	23, 33n	2	2	2	100.0
<b>Totals</b>		<b>2-14</b>	<b>17</b>	<b>17</b>	<b>28</b>	<b>34</b>	<b>82.4</b>	<b>0</b>	<b>0</b>	<b>4</b>	<b>5</b>	<b>12</b>	<b>15</b>	<b>10</b>	<b>12</b>	<b>2</b>	<b>2</b>	<b>52</b>	<b>101</b>		<b>56</b>	<b>49</b>	<b>27</b>	<b>48.2</b>

## 2013 Kansas City Chiefs

Date	Opp	W/L	PAT		FG			1-19		20-29		30-39		40-49		50+		LG	Pts	Kick-by-Kick	Kickoffs			
			Ma	Att	Ma	Att	Pct	Ma	Att	Ma	Att	Ma	Att	Ma	Att	Ma	Att				No	InEZ	TB	PctTB
Sept 8	@ Jax	W	4	4	0	0	-	0	0	0	0	0	0	0	0	0	0	-	4		5	5	4	80.0
Sept 15	Dal	W	2	2	1	2	50.0	0	0	0	0	0	0	1	1	0	1	40	5	57b, 40	4	4	3	75.0
Sept 19	@ Phi	W	2	2	4	5	80.0	0	0	0	0	4	4	0	0	0	1	38	14	33, 51n, 31, 34, 38	7	7	4	57.1
Sept 29	NYG	W	4	4	1	1	100.0	0	0	0	0	0	0	0	0	1	1	51	7	51	6	6	3	50.0
Oct 6	@ Ten	W	2	2	4	4	100.0	0	0	2	2	1	1	1	1	0	0	48	14	29, 24, 33, 48	7	7	5	71.4
Oct 13	Oak	W	3	3	1	1	100.0	0	0	0	0	1	1	0	0	0	0	33	6	33	5	5	4	80.0
Oct 20	Hou	W	2	2	1	1	100.0	0	0	1	1	0	0	0	0	0	0	22	5	22	4	4	3	75.0
Oct 27	Cle	W	2	2	3	4	75.0	0	0	0	0	1	1	2	2	0	1	42	11	42, 35, 52n, 40	6	6	3	50.0
Nov 3	@ Buf	W	2	2	3	3	100.0	0	0	1	1	1	1	1	1	0	0	41	11	27, 41, 39	6	6	5	83.3
Nov 17	@ Den	L	2	2	1	1	100.0	0	0	1	1	0	0	0	0	0	0	20	5	20	4	4	3	75.0
Nov 24	SD	L	5	5	1	1	100.0	0	0	1	1	0	0	0	0	0	0	25	8	25	7	3	1	14.3
Dec 1	Den	L	4	4	0	0	-	0	0	0	0	0	0	0	0	0	0	-	4		5	2	1	20.0
Dec 8	@ Was	W	6	6	1	2	50.0	0	0	0	0	1	2	0	0	0	0	33	9	33, 34n	8	2	0	0.0
Dec 15	@ Oak	W	8	8	0	0	-	0	0	0	0	0	0	0	0	0	0	-	8		9	8	3	33.3
Dec 22	Ind	L	1	1	0	1	-	0	0	0	0	0	0	0	1	0	0	-	1	47n	2	2	2	100.0
Dec 29	@ SD	L	3	3	1	2	50.0	0	0	0	0	0	0	1	2	0	0	46	6	46, 41n	6	6	3	50.0
<b>Totals</b>		<b>11-5</b>	<b>52</b>	<b>52</b>	<b>22</b>	<b>28</b>	<b>78.6</b>	<b>0</b>	<b>0</b>	<b>6</b>	<b>6</b>	<b>9</b>	<b>10</b>	<b>6</b>	<b>8</b>	<b>1</b>	<b>4</b>	<b>51</b>	<b>118</b>		<b>91</b>	<b>77</b>	<b>47</b>	<b>51.6</b>
<b>Playoffs</b>																								
Jan 4	@ Ind	L	5	5	3	3	100.0	1	1	0	0	0	0	2	2	0	0	43	14	19, 42, 43	9	9	6	66.7
<b>Totals</b>		<b>0-1</b>	<b>5</b>	<b>5</b>	<b>3</b>	<b>3</b>	<b>100.0</b>	<b>1</b>	<b>1</b>	<b>0</b>	<b>0</b>	<b>0</b>	<b>0</b>	<b>2</b>	<b>2</b>	<b>0</b>	<b>0</b>	<b>43</b>	<b>14</b>		<b>9</b>	<b>9</b>	<b>6</b>	<b>66.7</b>

## 2014 Tennessee Titans

Date	Opp	W/L	PAT		FG			1-19		20-29		30-39		40-49		50+		LG	Pts	Kick-by-Kick	Kickoffs			
			Ma	Att	Ma	Att	Pct	Ma	Att	Ma	Att	Ma	Att	Ma	Att	Ma	Att				No	InEZ	TB	PctTB
Sept 7	@ KC	W	2	2	4	4	100.0	0	0	0	0	2	2	2	2	0	0	47	14	36, 31, 46, 47	7	6	4	57.1
Sept 14	Dal	L	1	1	1	1	100.0	0	0	0	0	0	0	1	1	0	0	47	4	47	3	3	3	100.0
Sept 21	@ Cin	L	1	1	0	2	0.0	0	0	0	0	0	0	0	2	0	0	-	1	40n, 44n	3	1	1	33.3
Sept 28	@ Ind	L	2	2	1	1	100.0	0	0	0	0	1	1	0	0	0	0	36	5	36	4	4	2	50.0
Oct 5	Cle	L	4	4	0	0	-	0	0	0	0	0	0	0	0	0	0	-	4		6	3	2	33.3
Oct 12	Jax	W	1	1	3	3	100.0	0	0	2	2	0	0	1	1	0	0	42	10	25, 21, 42	5	5	4	80.0
Oct 19	@ Was	L	2	2	1	1	100.0	0	0	0	0	1	1	0	0	0	0	36	5	36	4	3	2	50.0
Oct 26	Hou	L	1	1	1	1	100.0	0	0	0	0	1	1	0	0	0	0	35	4	35	4	3	3	75.0
Nov 9	@ Bal	L	1	1	0	0	-	0	0	0	0	0	0	0	0	0	0	-	1		2	2	1	50.0
Nov 17	Pit	L	3	3	1	1	100.0	0	0	1	1	0	0	0	0	0	0	20	6	20	5	3	0	0.0
Nov 23	@ Phi	L	3	3	1	1	100.0	0	0	1	1	0	0	0	0	0	0	20	6	20	5	2	1	20.0
Nov 30	@ Hou	L	3	3	0	0	-	0	0	0	0	0	0	0	0	0	0	-	3		4	3	3	75.0
Dec 7	NYG	L	1	1	0	1	0.0	0	0	0	0	0	0	0	1	0	0	-	1	42n	2	2	1	50.0
Dec 14	NYJ	L	0	0	3	3	100.0	0	0	0	0	1	1	1	1	1	1	51	9	40, 33, 51	4	4	1	25.0
Dec 18	@ Jax	L	1	1	2	2	100.0	0	0	1	1	0	0	0	0	1	1	50	7	50, 23	4	4	3	75.0
Dec 28	Ind	L	1	1	1	1	100.0	0	0	0	0	1	1	0	0	0	0	31	4	31	3	3	0	0.0
<b>Totals</b>		<b>2-14</b>	<b>27</b>	<b>27</b>	<b>19</b>	<b>22</b>	<b>86.4</b>	<b>0</b>	<b>0</b>	<b>5</b>	<b>5</b>	<b>7</b>	<b>7</b>	<b>5</b>	<b>8</b>	<b>2</b>	<b>2</b>	<b>51</b>	<b>84</b>		<b>65</b>	<b>51</b>	<b>31</b>	<b>47.7</b>

## RYAN SUCCOP'S NFL STATISTICS

REGULAR SEASON			PAT		FG			1-19		20-29		30-39		40-49		50+		Kickoffs					
Date	Team	GP	Ma	Att	Ma	Att	Pct	Ma	Att	Ma	Att	Ma	Att	Ma	Att	Ma	Att	LG	Pts	No	InEZ	TB	PctTB
2009	Kansas City	16	29	29	25	29	86.2	0	0	10	10	7	7	6	7	2	5	53	104	66	29	7	10.6
2010	Kansas City	16	42	42	20	26	76.9	0	0	6	6	7	9	6	8	1	3	53	102	76	25	8	10.5
2011	Kansas City	16	20	20	24	30	80.0	1	1	7	7	6	7	7	12	3	3	54	92	56	44	31	55.4
2012	Kansas City	16	17	17	28	34	82.4	0	0	4	5	12	15	10	12	2	2	52	101	56	49	27	48.2
2013	Kansas City	16	52	52	22	28	78.6	0	0	6	6	9	10	6	8	1	4	51	118	91	77	47	51.6
2014	Tennessee	16	27	27	19	22	86.4	0	0	5	5	7	7	5	8	2	2	51	84	65	51	31	47.7
NFL Totals		96	187	187	138	169	81.7	1	1	38	39	48	55	40	55	11	19	54	601	410	275	151	36.8

PLAYOFFS			PAT		FG			1-19		20-29		30-39		40-49		50+		Kickoffs					
Date	Team	GP	Ma	Att	Ma	Att	Pct	Ma	Att	Ma	Att	Ma	Att	Ma	Att	Ma	Att	LG	Pts	No	InEZ	TB	PctTB
2010	Kansas City	1	1	1	0	0	-	0	0	0	0	0	0	0	0	0	0	-	1	2	1	1	50.0
2013	Kansas City	1	5	5	3	3	50.0	1	1	0	0	0	0	2	2	0	0	43	14	9	9	6	66.7
Playoff Totals		2	6	6	3	3	100.0	1	1	0	0	0	0	2	2	0	0	43	15	11	10	7	63.6

### Single-Game Highs

Field Goals Made - 6 at New Orleans (9/23/12)  
 Field Goal Attempts - 6 at New Orleans (9/23/12)  
 Longest Field Goal - 54 vs. Minnesota (10/2/11)  
 PATs Made - 6 (Twice, last at Seattle 11/28/10)  
 PATs Attempted - 6 (Twice, last at Seattle 11/28/10)  
 Points - 19 at New Orleans (9/23/12)  
 Consecutive Field Goals Made - 22 (10/2/11-12/24/11)


### Playoff Single-Game Highs

Field Goals Made - 3 at Indianapolis (1/4/14)  
 Field Goals Attempts - 3 at Indianapolis (1/4/14)  
 Longest Field Goal - 43 at Indianapolis (1/4/14)  
 PATs Made - 5 at Indianapolis (1/4/14)  
 PATs Attempted - 5 at Indianapolis (1/4/14)  
 Points - 14 at Indianapolis (1/4/14)

### Additional Career Statistics

Punts - 1 for 33 yards at Oakland (11/7/10)  
 Special Teams Tackles - 1 (2009), 2 (2010), 2 (2012), 1 (2013)  
 Recovered Onside Kick - 1 at Jacksonville (11/8/09)

# 76



## WILL SVITEK

TACKLE • 6'6" • 305 lbs • COLLEGE: STANFORD

ACQUIRED: FREE AGENT - 2014 • NFL EXP. (NFL/TITANS): 9/1

HOMETOWN: NEWBURY PARK, CALIF.

GAMES PLAYED/GAMES STARTED: 79/21 (PLAYOFFS: 4/2)



**PRO:** The Titans signed offensive tackle Will Svitek on Oct. 15, 2014 after Michael Roos sustained a season-ending injury. The ninth-year veteran enters 2014 having appeared in 74 career games, including 10 starts at left tackle for the Atlanta Falcons during the 2010 season. Svitek was originally drafted by the Kansas City Chiefs in 2006 and spent three seasons with the club prior joining the Falcons in 2009. The Stanford product was a member of the New England Patriots last season and saw action in 13 games with two starts at right tackle.

### TITANS TIDBITS:

- Svitek was born in Prague, Czechoslovakia. When he was two years old, his parents took him and his three brothers out of the Communist country. They left in secret with no money and only the clothes on their backs. Saying they were on a day hike, they walked 14 hours through the mountains and ended up in Austria. The family spent eight months in a refugee camp until being legalized to come to the United States. "My parents were hard-working immigrants who came here to achieve the American Dream and help their sons reach their full potential," said Svitek. "I think they instilled it in me to do everything well. I am a competitive person on the field and in the classroom and I don't think you can just turn that switch off."
- Svitek's father, Milan, was a member of the Czech Republic national track team.
- Svitek traveled to the Middle East for the 2009 Super Bowl with the NFL in an effort to boost morale with the troops.

### CAREER TRANSACTIONS:

- A native of the Czech Republic, Svitek was originally selected by the Kansas City Chiefs in the sixth round (187th overall) of the 2005 NFL Draft.
- Released by the Chiefs on Aug. 31, 2008.
- Signed by the Atlanta Falcons as a free agent on Feb. 12, 2009.
- Signed by the New England Patriots as an unrestricted free agent on March 18, 2013.
- Signed by the Cincinnati Bengals as an unrestricted free agent on June 11, 2014.
- Released by the Bengals on Aug. 30, 2014.
- Signed by the Titans as a free agent on Oct. 15, 2014.

### SEASON RECAPS:

**2014 (5/3 - Tennessee):** Saw action in five games with three starts at left tackle after signing as a free agent on Oct. 15, 2014. Was inactive for five contests.

- At Washington (10/19), was inactive.
- Against Houston (10/26), was inactive.
- At Baltimore (11/9), was inactive.
- Against Pittsburgh (11/17), was inactive.
- At Philadelphia (11/23), was inactive.
- At Houston (11/30), made his Titans debut as the starting left tackle.
- Against N.Y. Giants (12/7), started at left tackle.
- Against N.Y. Jets (12/14), started at left tackle.
- At Jacksonville (12/18), saw action as a reserve on special teams.
- Against Indianapolis (12/28), played as a reserve on special teams.

**2013 (13/2, 2/0 - New England):** Played in last 13 regular season games with two starts at right tackle. Played as a reserve in both postseason contests. Was inactive for Games 1-3 due to injury.

- Saw significant action at right tackle in 34-31 win against Denver (11/24).
- Patriots were winners in his two starts at right tackle as an injury

replacement, averaging 30.5 points in wins at Houston (12/1) and against Cleveland (12/8).

**2012 (0/0, 0/0 - Atlanta):** Spent the entire 2012 season on injured reserve with an arm injury.

**2011 (16/10, 1/1 - Atlanta):** Played in all 16 games with 10 starts at left tackle. Started the postseason contest at left tackle.

- At Detroit (10/23), started for an injured left tackle Sam Baker and never relinquished the starting role, allowing just 1.5 sacks in 376 pass attempts as a starter.
- At Carolina (12/11), protected the blind side of Matt Ryan, who threw for 320 yards and four touchdowns at Carolina.
- Against Tampa Bay (1/1), part of an offensive line that powered Michael Turner to 172 rushing yards and two touchdowns.
- At N.Y. Giants (1/8), started at left tackle in the playoff game.

**2010 (16/0, 1/1 - Atlanta):** Appeared in all 16 regular season games as a reserve.

- Against Green Bay (1/15), started at tight end in a Divisional playoff game.

**2009 (13/2 - Atlanta):** Signed with Atlanta Falcons after spending the 2008 season out of football. Played in 13 games with two starts at left tackle.

**2007 (13/4 - Kansas City):** Played in 13 games with four starts. Started three games at right tackle and one contest at left tackle.

**2006 (2/0, 0/0 - Kansas City):** Played in two games, appearing on special teams against Cincinnati (9/10) and as a reserve at both tackle positions against San Francisco (10/1) before being placed on injured reserve with a knee injury (10/28/06).

- In the offseason, started 10 regular season games for the Frankfurt Galaxy of NFL Europe as part of an offensive line that helped the team lead the league in rushing yards; started at left tackle in the team's World Bowl XIV victory (5/27).

**2005 (1/0 - Kansas City):** Played in one game, appearing on special teams against Oakland (11/6). Was converted to the offensive line after spending his college career as a defensive lineman. Was inactive for 15 games.

### COLLEGE:

- Played in 38 games with 18 starts at defensive end at Stanford and registered 60 tackles, 4.5 tackles of loss, two sacks, one forced fumble and one interception.
- As a senior in 2004, played in nine games with four starts and recorded a career-high 30 tackles, 3.5 stops for loss and a half sack.
- As a junior, started all 11 games on defense and recorded 20 tackles, three stops for loss, a sack and an interception.
- As a sophomore, started the first three games at defensive end before injuries forced his move to tight end. Appeared in 10 games and notched eight tackles and one reception for six yards.
- In 2001, played in eight games and recorded two tackles.
- Redshirted as a true freshman in 2000.
- Majored in political science at Stanford.

### PERSONAL:

- Was a three-sport athlete at Newbury Park High School in Newbury Park, Calif., earning All-America honorable mention honors from *USA Today* as a senior after recording 87 tackles, nine sacks and five forced fumbles as a defensive end and catching 48 passes for 624 yards and four touchdowns at tight end.
- Named the Ventura County High School Athlete of the Year and California Division II Athlete of the Year by Cal-Hi Student Sports.
- Won two Junior Olympics decathlon national championships as a high school athlete.
- During the 2013 offseason, he attended all four NFL Business Management & Entrepreneurial Programs at Harvard Business School, the Wharton School of Business at Penn, the Kellogg School of Management at Northwestern University and Stanford Business School.
- Last name is pronounced SVEE-tech.
- Born Will Svitek on Jan. 8, 1982 in Prague, Czech Republic.

## WILL SVITEK'S NFL STATISTICS

### REGULAR SEASON

Year	Team	GP	GS
2005	Kansas City	1	0
2006	Kansas City	2	0
2007	Kansas City	13	4
2009	Atlanta	13	2
2010	Atlanta	16	0
2011	Atlanta	16	10
2012	Atlanta	Injured Reserve	
2013	New England	13	2
2014	Tennessee	5	3
<b>NFL Totals</b>		<b>79</b>	<b>21</b>

### PLAYOFFS

Year	Team	GP	GS
2010	Atlanta	1	1
2011	Atlanta	1	1
2013	New England	2	0
<b>Playoff Totals</b>		<b>4</b>	<b>2</b>

### Starts Breakdown:

2007 - LT 1, RT 3; 2009 - LT 2; 2011 - LT 10; 2013 - RT 2; 2014 - LT 3

### Additional Career Statistics

Tackles - 1 (2007), 1 (2014)



35



## JEMEA THOMAS

DEFENSIVE BACK • 5'10" • 195 lbs • COLLEGE: GEORGIA TECH  
ACQUIRED: FREE AGENT - 2014 • NFL EXPERIENCE: ROOKIE  
HOMETOWN: FITZGERALD, GA.  
GAMES PLAYED/GAMES STARTED: 2/0 (PLAYOFFS: 0/0)



**PRO:** A 2014 sixth-round pick of the New England Patriots, Thomas was signed by the Titans off the St. Louis Rams' practice squad in early December to provide depth in the secondary and on special teams. The Georgia Tech product was released by the Patriots after training camp and was claimed off waivers by the Dallas Cowboys. The 5-foot-10-inch, 195-pounder appeared in one game for the Rams in 2014 in between stints on their practice squad.

### CAREER TRANSACTIONS:

- The Fitzgerald, Ga., native was originally selected by the New England Patriots in the sixth round (206th overall) of the 2014 NFL Draft.
- Waived by the Patriots on Aug. 26, 2014.
- Claimed by the Dallas Cowboys off waivers from the Patriots on Aug. 27, 2014.
- Released by the Cowboys on Sept. 1, 2014 and signed to the team's practice squad a day later.
- Released by the Cowboys from their practice squad on Sept. 16, 2014.
- Signed by the St. Louis Rams to their practice squad on Sept. 19, 2014.
- Signed by the Rams to the active roster from their practice squad on Oct. 25, 2014.
- Released by the Rams on Oct. 29, 2014 and signed to the team's practice squad two days later.
- Signed by the Titans to their active roster from the Rams' practice squad on Dec. 3, 2014.

### SEASON RECAPS:

**2014 (0/0 - Dallas; 1/0 - St. Louis; 1/0 - Tennessee):** Saw action in one game as reserve after being signed by the Titans to their active roster from the Rams' practice squad on Dec. 3, 2014. Was also inactive for three games with the Titans. Appeared in one game as a reserve with the Rams.

- Against N.Y. Giants (12/7), was inactive.
- Against N.Y. Jets (12/14), made his Titans debut as a reserve on special teams.
- At Jacksonville (12/18), was inactive.
- Against Indianapolis (12/28), was inactive.

### COLLEGE:

- Saw action in 54 career games, tying for the most in Georgia Tech history, and played every position in the secondary. Recorded 234 career tackles and nine interceptions.
- As a senior in 2013, started all 13 games and led the team with 88 total tackles and eight passes defended. Was the Yellow Jackets' top cover corner but moved to safety as a senior because of injuries to teammates.
- Invited to play in two postseason all-star games including the East-West Shrine Game.
- As a junior in 2012, started all 14 games and ranked second on the team with 86 total tackles. Led the team with four interceptions, while posting three tackles for loss and six passes defended.
- As a sophomore in 2011, played in all 13 games and made two starts. Finished with 50 tackles, four tackles for loss and two sacks while his three interceptions tied for the team lead and ranked tied for 10th in the ACC. Also had two rushing attempts -- both on fake punt attempts -- for a total of 29 yards.
- In 2010, was redshirted for the season.
- As a true freshman in 2009, served as the top back-up to Morgan Burnett at the rover position, appearing in 14 games as a reserve. Recorded 10 tackles, a fumble recovery and one pass defended.
- Majored in management at Georgia Tech.

### PERSONAL:

- Attended Fitzgerald (Ga.) High School and was named the 2008 Class AA Defensive Player of the Year. Named Class AA first-team all-state selection, all-district and was named to the North-South All-Star Classic roster.
- As a senior, rushed 59 times for 518 yards (8.8 yards per carry) and seven touchdowns in 2008. Defensively, had 140 tackles (84 solo) with three blocked field goals and four interceptions.
- Also ran track in high school.
- Began playing football at age nine.
- Has five older siblings. His brother, Fabian Daniel, played football at Shorter College.
- Born Jemea I. Thomas on April 7, 1990 in Fitzgerald, Ga.

## JEMEA THOMAS' TITANS GAME-BY-GAME

2014 Tennessee Titans

Date	Opp	W/L	P/S	Tot	Solo	Asst	Sk	- Yds	QBP	TFL	Int	- Yds	-TD	PD	FF	FR	- Yds	SpT
Dec 7	NYG	L	IA															
Dec 14	NYJ	L	p	0	0	0	0.0	0.0	0	0	0	0	0	0	0	0	0	0
Dec 18	@ Jax	L	IA															
Dec 28	Ind	L	IA															
Totals		0-4	1/0	0	0	0	0.0	0.0	0	0	0	0	0	0	0	0	0	0

## JEMEA THOMAS' NFL STATISTICS

### REGULAR SEASON

Year	Team	GP	GS	Tot	Solo	Asst	Sk	Yds	QBP	TFL	No	Yds	Lg	TD	PD	FF	FR	Yds	SpT
2014	St. Louis	1	0	0	0	0	0.0	0.0	0	0	0	0	0	0	0	0	0	0	0
2014	Tennessee	1	0	0	0	0	0.0	0.0	0	0	0	0	0	0	0	0	0	0	0
NFL Totals		2	0	0	0	0	0.0	0.0	0	0	0	0	0	0	0	0	0	0	0

### Single-Game Highs

Tackles -

# 84



## TAYLOR THOMPSON

TIGHT END • 6'6" • 268 lbs • COLLEGE: SOUTHERN METHODIST  
ACQUIRED: 5TH ROUND - 2012 • NFL EXP. (NFL/TITANS): 3/3  
HOMETOWN: PROSPER, TEXAS  
GAMES PLAYED/GAMES STARTED: 35/8 (PLAYOFFS: 0/0)



**PRO:** The Titans raised eyebrows when they traded up in the fifth round of the 2012 NFL Draft to select Taylor Thompson. The 6-foot-6, 259-pound Thompson spent four years at Southern Methodist University as a defensive end and was considered a draft-worthy prospect at that position. However, the Titans were persuaded during pre-draft workouts and with his background at tight end that Thompson's NFL future would be on offense. Through his first two NFL seasons, Thompson played in every game as one of the club's top special teams performers as well as a key offensive reserve. He pairs ideal size with impressive athleticism, displayed in pre-draft workouts in the form of a 4.56-second 40-yard dash, a 37-inch vertical jump and reliable hands. To acquire the pick they used to draft Thompson (145th overall), the Titans traded their own fifth-round pick (155th overall) and their seventh-round selection (227th overall) to the Miami Dolphins.

### CAREER HIGHLIGHTS:

- Against Jacksonville on Nov. 10, 2013, he scored his first NFL touchdown on a nine-yard pass from Ryan Fitzpatrick.
- As a rookie in 2012, Thompson saw action in all 16 games with four starts at tight end and collected six receptions for 46 yards. He also finished second on the team with 11 special teams tackles.
- As a defensive end at Southern Methodist University, Thompson started the final 43 games of his four-year career and tallied 139 tackles, 18 sacks, 22.5 tackles for loss, 12 quarterback pressures, six forced fumbles and a fumble recovery.

### TITANS TIDBITS:

- Although Thompson spent four college seasons as a defensive end, he was not foreign to the offensive side of the ball. At Prosper (Texas) High School, he caught 58 passes for 960 yards as a senior wide receiver, in addition to playing defensive end and punter. Recruited by Vanderbilt as a tight end, he initially committed to the Commodores but then enrolled at Southern Methodist in order to stay closer to home. Under new head coach June Jones, however, SMU employed a spread offense that did not use a tight end, and Thompson decided to make his mark at defensive end. It was not until the final month of his senior season there that Jones encouraged him to think about making the switch back to tight end. He did, and in February 2012, Titans scouts became convinced of his potential at the Players All-Star Classic in Little Rock, Ark.
- The outdoor enthusiast enjoys golf, fishing and rock climbing. He also plays the guitar.
- Thompson's "bucket list" includes going to the moon.

### CAREER TRANSACTIONS:

- The Prosper, Texas, native was selected by the Titans in the fifth round (145th overall) of the 2012 NFL Draft.

### SEASON RECAPS:

- 2014 (3/1):** Played in three games with one start at tight end and caught two passes for 24 yards. Registered three special teams tackle on coverage units. Was inactive for five games before being placed on injured reserve with a knee injury on Nov. 5, 2014. Tied for the team lead in special teams tackles once in 2014 (at KC).
- At Kansas City (9/7), started at tight end and tied a career-high with two receptions for a career-high 24 receiving yards. Tied for the team lead with three special teams tackles.
  - Against Dallas (9/14), saw action as a reserve at tight end.
  - At Cincinnati (9/21), played as a reserve at tight end and on special teams.
  - At Indianapolis (9/28), was inactive.

- Against Cleveland (10/5), was inactive.
- Against Jacksonville (10/12), was inactive.
- At Washington (10/19), was inactive.
- Against Houston (10/26), was inactive.

**2013 (16/3):** Played in all 16 games with three starts at tight end and caught three passes for 13 yards with a touchdown. Collected 10 special teams tackles on coverage units. Registered his first career touchdown catch against Jacksonville (11/10/13).

- At Seattle (10/13), started at tight end as the team opened the game in a three tight end set.
- Against Jacksonville (11/10), caught a nine-yard touchdown pass. Notched a special teams tackle on coverage units. Cut the Jaguars' lead to 13-7 with a nine-yard touchdown reception on third-and-one with 41 seconds left in the first half, notching his first NFL touchdown.
- At Oakland (11/24), tied a career-best with two receptions for four yards.
- At Indianapolis (12/1), started at tight end. Recorded a special teams tackle.
- At Denver (12/8), started at tight end and saw significant action on special teams. Notched a special teams tackle.

**2012 (16/4):** Saw action in all 16 games with four starts at tight end as a rookie and collected six receptions for 46 yards. Finished second on the team with 11 special teams tackles. Made his NFL debut and started his first career contest against New England (9/9/12). Collected his first career catch from Rusty Smith at Minnesota (12/7/12). Tied for the team lead in receptions once in 2012 (vs. JAX). Tied for the team lead in special teams tackles three times in 2012 (at HST, at BUF, at IND).

- Against New England (9/9), started at tight end in his first career NFL game as the team opened the game in a three tight end set.
- Against Detroit (9/23), played a limited role as a reserve on special teams and at tight end. Provided the key block that sprung Darius Reynaud for his 105-yard kickoff return for a touchdown in the fourth quarter.
- At Houston (9/30), started at tight end. Tied for the team lead with two special teams tackles on coverage units.
- At Minnesota (10/7), played as a reserve at tight end and snared his first career reception for seven yards.
- Against Pittsburgh (10/11), saw action as a reserve at tight end and caught one pass for five yards. Registered two special teams tackles on coverage units.
- At Chicago (11/4), played as a reserve at tight end and caught one pass for seven yards. Collected a solo special teams tackle on coverage units.
- Against Jacksonville (12/30), started at tight end and snared two receptions for 19 yards. Collected a special teams tackle on coverage units.

### COLLEGE:

- During his four years with the Southern Methodist University Mustangs, Thompson competed in 49 games and finished his career with 43 straight starts at defensive end. He amassed 139 tackles, 22.5 tackles for loss, 18 sacks, 12 quarterback pressures, six forced fumbles, one fumble recovery and a blocked PAT. He was a three-time All-Conference USA selection. With 18 sacks, Thompson concluded his Mustang career tied for fourth in school history (Chad Patton), trailing only Luke Johnson (23.5), Justin Rogers (19.5) and Anthony Beverly (19).
- As a senior (2011), started all 13 games and totaled 44 tackles, eight sacks, 9.5 tackles for loss, two quarterback pressures and one fumble recovery. Additionally ranked second in the conference with six forced fumbles. Helped SMU rank second in Conference USA in total defense.

Named first-team All-Conference USA.

- As a junior (2010), Started all 14 contests at defensive end and was named first-team All-Conference after posting 32 tackles, 5.5 tackles for loss, 4.5 sacks and three quarterback pressures.
- As a sophomore (2009), started all 13 games at defensive end and was named honorable mention All-Conference-USA by the league's coaches. Posted 40 tackles and led the squad with 5.5 sacks. Added six tackles for loss, six quarterback pressures and four passes defended. Was a key contributor for SMU's first bowl team in 25 years (2009 Hawaii Bowl vs. Nevada).
- As a freshman (2008), played in nine games with three starts at defensive end. Totaled 23 tackles, 1.5 tackles for loss and one quarterback pressure.
- Majored in philosophy.

#### PERSONAL:

- Single, splits time between Prosper, Texas, and Nashville.
- At Prosper (Texas) High School, was an All-State wide receiver and defensive end, in addition to earning All-District honors as a punter. He was ranked the No. 37 tight end prospect in the nation by Scout.com, No. 38 by Rivals.com, No. 41 by ESPN.com and the No. 1 tight end in Texas

by Dave Campbell.

- As a senior, caught 58 passes for 960 yards and a touchdown.
- Also competed on the basketball, baseball and track and field teams in high school.
- List of favorites: (movie) "Super Troopers"; (TV show) "Workaholics"; (actor) Vince Vaughn; (music) classical music, particularly Chopin; (video game) Call of Duty; (school subject) psychology; (books) philosophy books; (car) 1970 Chevelle; (food) sushi; (favorite sports team other than the Titans) New York Yankees and Texas Rangers.
- His parents are Ron and Linda. He has a brother, Trevor, and a sister, Morgan.
- Born Taylor Nicholas Thompson on Oct. 19, 1989 in Plano, Texas.

## TAYLOR THOMPSON'S GAME-BY-GAME

### 2012 Tennessee Titans

Date	Opp.	W/L	P/S	No	Yds	Avg	Lg	TD
Sept 9	NE	L	S	0	0	-	0	0
Sept 16	@ SD	L	p	0	0	-	0	0
Sept 23	Det	W	p	0	0	-	0	0
Sept 30	@ Hou	L	S	0	0	-	0	0
Oct 7	@ Min	L	p	1	7	7.0	7	0
Oct 11	Pit	W	p	1	5	5.0	5	0
Oct 21	@ Buf	W	p	0	0	-	0	0
Oct 28	Ind	L	p	0	0	-	0	0
Nov 4	Chi	L	p	1	7	7.0	7	0
Nov 11	@ Mia	W	S	0	0	-	0	0
Nov 25	@ Jax	L	p	0	0	-	0	0
Dec 2	Hou	L	p	0	0	-	0	0
Dec 9	@ Ind	L	p	0	0	-	0	0
Dec 17	NYJ	W	p	0	0	-	0	0
Dec 23	@ GB	L	p	1	8	8.0	8	0
Dec 30	Jax	W	S	2	19	9.5	12	0
<b>Totals</b>	<b>6-10</b>	<b>16/4</b>		<b>6</b>	<b>46</b>	<b>7.7</b>	<b>12</b>	<b>0</b>

### 2013 Tennessee Titans

Date	Opp.	W/L	P/S	No	Yds	Avg	Lg	TD
Sept 8	@ Pit	W	p	0	0	-	0	0
Sept 15	@ Hou	L	p	0	0	-	0	0
Sept 22	SD	W	p	0	0	-	0	0
Sept 29	NYJ	W	p	0	0	-	0	0
Oct 6	KC	L	p	0	0	-	0	0
Oct 13	@ Sea	L	S	0	0	-	0	0
Oct 20	SF	L	p	0	0	-	0	0
Nov 3	@ StL	W	p	0	0	-	0	0

Nov 10	Jax	L	p	1	9	9.0	9t	1
Nov 14	Ind	L	p	0	0	-	0	0
Nov 24	@ Oak	W	p	2	4	2.0	4	0
Dec 1	@ Ind	L	S	0	0	-	0	0
Dec 8	@ Den	L	S	0	0	-	0	0
Dec 15	Ari	L	p	0	0	-	0	0
Dec 22	@ Jax	W	p	0	0	-	0	0
Dec 29	Hou	W	p	0	0	-	0	0
<b>Totals</b>	<b>7-9</b>	<b>16/3</b>		<b>3</b>	<b>13</b>	<b>4.3</b>	<b>9t</b>	<b>1</b>

### 2014 Tennessee Titans

Date	Opp.	W/L	P/S	No	Yds	Avg	Lg	TD
Sept 7	@ KC	W	S	2	24	12.0	13	0
Sept 14	Dal	L	p	0	0	-	0	0
Sept 21	@ Cin	L	p	0	0	-	0	0
Sept 28	@ Ind	L	IA					
Oct 5	Cle	L	IA					
Oct 12	Jax	W	IA					
Oct 19	@ Was	L	IA					
Oct 26	Hou	L	IA					
Nov 9	@ Bal							
Nov 17	Pit							
Nov 23	@ Phi							
Nov 30	@ Hou							
Dec 7	NYG							
Dec 14	NYJ							
Dec 18	@ Jax							
Dec 28	Ind							
<b>Totals</b>	<b>2-6</b>	<b>3/1</b>		<b>2</b>	<b>24</b>	<b>12.0</b>	<b>13</b>	<b>0</b>

Placed on injured reserve on Nov. 5, 2014

## TAYLOR THOMPSON'S NFL STATISTICS

### REGULAR SEASON

Year	Team	GP	GS	No	Yds	Avg	Lg	TD	Att	Yds	Avg	Lg	TD
2012	Tennessee	16	4	6	46	7.7	12	0	0	0	-	0	0
2013	Tennessee	16	3	3	13	4.3	9t	1	0	0	-	0	0
2014	Tennessee	3	1	2	24	12.0	13	0	0	0	-	0	0
<b>NFL Totals</b>		<b>35</b>	<b>8</b>	<b>11</b>	<b>83</b>	<b>7.5</b>	<b>13</b>	<b>1</b>	<b>0</b>	<b>0</b>	<b>-</b>	<b>0</b>	<b>0</b>

### Single-Game Highs

Receptions - **2 (Three times, last at Kansas City 9/7/14)**  
 Receiving Yards - **24 at Kansas City (9/7/14)**  
 Long Reception - **13 at Kansas City (9/7/14)**  
 Touchdowns - 1 vs. Jacksonville (11/10/13)

### Additional Statistics

Special Teams Tackles - 11 (2012), 10 (2013), 3 (2014)



82



## DELANIE WALKER

TIGHT END • 6'0" • 248 lbs • COLLEGE: CENTRAL MISSOURI  
 ACQUIRED: UNRESTRICTED FREE AGENT (SF) - 2013  
 NFL EXP. (NFL/TITANS): 9/2 • HOMETOWN: POMONA, CALIF.  
 GAMES PLAYED/GAMES STARTED: 129/65 (PLAYOFFS: 4/2)



**PRO:** The Titans targeted Delanie Walker early in the 2013 free agency period to bring physicality and versatility to the offense. The tight end spent the first seven years of his career with the San Francisco 49ers. His impact with the Titans was immediate, as he became the only tight end in franchise history other than Frank Wycheck to reach 60 receptions in a single season. The 6-foot, 248-pounder brings a unique element to the offense and poses match-up problems for defenses with his ability to line up in the backfield, on the line, in the slot and as a wideout. The Central Missouri State product utilizes his speed and athleticism not only on offense, but also on special teams, totaling 61 special teams tackles during his first eight seasons.

### CAREER HIGHLIGHTS:

- In 2013, Walker's first season in Tennessee, he totaled 60 receptions for 571 yards and six touchdowns, setting career highs in all three categories. Also, he became the only tight end in franchise history other than Titans Ring of Honor member Frank Wycheck (1997–2001) to reach 60 receptions in a single season. Walker's six touchdown receptions tied for fourth place in franchise history among tight ends and were the most since Wycheck's six in 1996.
- In 2012, Walker played an integral role in the 49ers' second consecutive playoff season, as he teamed with Vernon Davis to form one of the NFL's top tight-end duos. He saw action in all 16 regular-season games with four starts and set a career high with 344 yards and three touchdowns (matched career high) on 21 receptions. His average of 16.4 yards per catch was the highest among all NFL tight ends with 20 or more catches.
- During the 2012 playoffs, Walker appeared in all three games and started in Super Bowl XLVII. In the Super Bowl, he recorded three receptions for 48 yards.
- In 2011, appeared in 15 games with seven starts and caught 19 passes for 198 yards with three touchdowns.
- In 2010, played in 14 games with eight starts and tallied a career-best 29 receptions for 331 yards.

### TITANS TIDBITS:

- Walker has teamed with Mother's Against Drunk Driving (MADD) to help raise awareness about their campaign after losing his aunt and uncle in a horrific accident near New Orleans just hours after Super Bowl XLVII. The morning after San Francisco's loss to Baltimore at the Superdome, an alleged drunk driver killed Alice and Bryan Young. A few hours earlier, Walker had hugged Alice and Bryan at the team's postgame party. He wants to start a foundation to keep memories of them alive and also help support his eight cousins left behind.
- Over the years, Walker has owned quite a selection of cars, ranging from classics to newer models. His collection has included a 1964 Chevy Impala, 1972 Buick Skylark, 1989 Camaro IROC-Z28, 2008 Mercedes-Benz CL63 AMG and 2010 F250 truck. Walker's passion for cars can be traced back to his childhood, where he would spend countless hours refurbishing old autos with the help of his friend's father, who was a mechanic. "Growing up we didn't have much money, so we would buy cars from the junkyard and fix them up. We'd spend all day taking off parts and replacing them, just like new. The most important lesson I learned was 'the way you take it off is the way you put it back on.'" Walker admits that cars these days have become more advanced and that he is only comfortable working on models that are pre-1990. After his playing days are over, he envisions owning a car restoration shop.
- Having grown up in a tough neighborhood, Walker knows first-hand how

difficult it is to overcome obstacles in order to achieve one's goals. During his time in San Francisco, he visited delinquent youths across the Bay Area, making it a point to share his story and give positive reinforcement to those who can relate to him. "It's very important that people know about what I've been through. You can grow up in the worst neighborhood and still make it to the NFL. That's why I want kids, especially in the Bay Area, to understand that you can overcome those situations, because I did."

- For a 248-pound tight end, Walker makes a lot of tacklers miss. His speed on the field can be linked to his success on the track as a high school senior. Despite lettering only one year, he won the Division III 100m (10.6) and long jump (21-5) titles, while also serving as a member of the winning 4x100m relay team at the 2002 Miramonte League Meet. Delanie's younger brother, Anthony, competed in the 400m and 4x400m at the collegiate level, and has his hopes set on making the Olympic team one day.

### CAREER TRANSACTIONS:

- The Pomona, Calif., native was selected by the 49ers in the sixth round (175th overall) of the 2006 NFL Draft.
- Signed by the Titans as an unrestricted free agent on March 14, 2013.

### SEASON RECAPS:

**2014 (15/14 - Tennessee):** Played in 15 games with 14 starts at tight end and led the team with a career-high 63 receptions. Led the team and ranked second among AFC tight ends with a career-best 890 receiving yards, which is a franchise single-season record for tight ends. Ranked second on the team with four receiving touchdowns. Was inactive for one contest. Led or tied for the team lead in receptions five times in 2014 (vs. DAL, at IND, vs. HOU, at PHI, vs. IND). Led the team in receiving yards five times in 2014 (vs. DAL, at CIN, at IND, at PHI, vs. IND). Tied a career-high with 10 receptions against Dallas (9/14/14). Set a career-best with 155 receiving yards at Philadelphia (11/23/14). Has posted two career 100-yard receiving performances both coming in 2014 (vs. DAL, at PHI). With a 12-yard catch in the second quarter at Cincinnati (9/21/14), reached 200 career receptions.

- At Kansas City (9/7), started at tight end and hauled in three receptions for 37 yards with a touchdown. Gave the Titans a 7-3 lead with a leaping five-yard touchdown grab in the back of the end zone with 3:31 left to play in the second quarter. Kept a Titans' scoring drive alive with a 15-yard catch-and-run on third-and-four on the final play of the third quarter.
- Against Dallas (9/14), started at tight end and led the team with a career-best 142 receiving yards, while tying a career-high with a team-high 10 receptions and a touchdown. In addition to setting a career high, Walker's 142 receiving yards qualified as the third-highest total in franchise history by a tight end. Cut the Cowboys' lead to 16-10 with a career-long 61-yard touchdown catch-and-run on third-and-three with 7:45 remaining in the third quarter.
- At Cincinnati (9/21), started at tight end and led the team with 54 receiving yards on four catches. Hauled in a 23-yard reception on third-and-four on the opening drive. With a 12-yard catch in the second quarter, reached 200 career receptions.
- At Indianapolis (9/28), started at tight end and tied for the team lead with five receptions for a team-best 84 receiving yards and a touchdown. Kickstarted the Titans' first scoring drive with a 31-yard reception in the second quarter. Cut the Colts lead to 20-10 with an acrobatic seven-yard touchdown reception in the back of the end zone with 17 seconds left to play in the first half.
- Against Cleveland (10/5), started at tight end and recorded four receptions for 47 yards.
- Against Jacksonville (10/12), started at tight end and snared three

receptions for 57 yards. Extended the Titans' first scoring drive with an 18-yard grab on third-and-one in the first stanza. Kickstarted the Titans' touchdown drive with a 37-yard grab in the second quarter.

- At Washington (10/19), started at tight end and posted two receptions for 17 yards.
- Against Houston (10/26), played as a reserve at tight end and tied for the team lead with four receptions for 37 yards with a touchdown. Got the Titans in the end zone with a six-yard touchdown catch with 2:12 left to play in the third quarter.
- At Baltimore (11/9), started at tight end and hauled in three receptions for 37 yards before leaving the game in the second quarter with an injury. Converted two third downs with a 15-yard reception on third-and-nine and a 17-yard grab on third-and-seven during the opening drive of the game.
- Against Pittsburgh (11/17), was inactive.
- At Philadelphia (11/23), started at tight end and led the team with five receptions for a career-high 155 receiving yards which is the second-highest receiving yardage total by a tight end in franchise history. Set up the Titans second touchdown with a 68-yard catch-and-run reception in the second stanza. Extended the Titans' third scoring drive with a 21-yard reception on third-and-two in the second quarter. Kickstarted the Titans' final touchdown drive with a 27-yard catch down to the Eagles' 10-yard line in the final quarter.
- At Houston (11/30), started at tight end and posted one reception for six yards.
- Against N.Y. Giants (12/7), started at tight end and grabbed four receptions for 27 yards.
- Against N.Y. Jets (12/14), started at tight end and collected four receptions for 93 yards and in the process set a new single-season franchise record for receiving yards by a tight end.
- At Jacksonville (12/18), started at tight end and hauled in four receptions for 54 yards.
- Against Indianapolis (12/28), started at tight end and led the team with seven receptions and 43 receiving yards.

**2013 (15/11 - Tennessee):** Played in 15 games with 11 starts in his first season with the Titans and led the team with a career-high six receiving touchdowns. Ranked second on the team with a career-high 60 receptions and third on the squad with 571 receiving yards. Became just the second franchise tight end (Frank Wycheck) to amass 60 receptions in a season. Led the team in receptions once in 2013 (vs. IND). Led the team in receiving yards once in 2013 (vs. IND). Set career-highs with 10 receptions and 91 receiving yards against Indianapolis (11/14/13). Went over the 2,000-yard career receiving mark at Jacksonville (12/22/13).

- At Pittsburgh (9/8), made his Titans debut and caught three passes for 40 yards. Extended the Titans' second scoring drive with a 25-yard reception on third-and-15 in the third quarter. Drew a 24-yard pass interference penalty deep in Steelers' territory in the fourth quarter.
- At Houston (9/15), gave the Titans a 17-16 lead with a 10-yard touchdown pass from Jake Locker with 6:37 left to play in the fourth quarter.
- Against San Diego (9/22), made his first start in a Titans uniform and caught five passes for 49 yards. Helped block for Titans' rushers to gain 170 yards on the ground. Kickstarted the Titans' initial touchdown drive with a 17-yard grab in the second quarter.
- Against N.Y. Jets (9/29), got the Titans on the scoreboard with a one-yard touchdown reception on third-and-goal with 11:57 left to play in the first quarter.
- Against San Francisco (10/20), caught three passes for 52 yards with a touchdown. Snared a 26-yard touchdown pass with 3:17 left to play in the fourth quarter.
- Against Jacksonville (11/10), snared four receptions for 62 yards with a touchdown. Extended the Titans' final touchdown drive with a 33-yard grab on third-and-10 late in the fourth quarter. Got open in the end zone for a 14-yard touchdown with 40 seconds remaining in the game.
- Against Indianapolis (11/14), led the team with career-highs in receptions (10) and receiving yards (91), while adding a touchdown catch. Extended the Titans' initial touchdown drive with a 12-yard grab on third-and-one in the opening stanza. Kept the Titans' second touchdown drive alive with a 14-yard catch on third-and-seven in the first quarter. Converted a third-and-nine with an 18-yard reception during the Titans' scoring drive early in the final stanza. Got open and hauled in a 19-yard touchdown pass with 1:54 left to play in the game.
- At Indianapolis (12/1), snared one reception for five yards before leaving the game in the first quarter with an injury.
- Against Arizona (12/15), snared eight catches for 53 yards with a

touchdown. Helped set up the Titans' first touchdown with a 22-yard reception to the Cardinals' 33-yard line in the first quarter. Made the score 17-13 with a one-yard touchdown catch on a play-action fake with 6:16 left to play in the third quarter.

**2012 (16/4, 3/1 - San Francisco):** Appeared in all 16 games with four starts and compiled 21 receptions. Set a single-season career-high with 344 receiving yards and tied a career best with three receiving touchdowns. Appeared in all three postseason contests with a start and posted five receptions for 85 yards. Tallied four special teams tackles in the postseason, tying for the team lead (Michael Wilhoite).

- Against Seattle (10/18), hauled in his first touchdown of the season and the sixth of his career on an 11-yard pass from Alex Smith.
- At New England (12/16), recorded two receptions for 34 yards and a touchdown from Colin Kaepernick. Walker also recovered the Patriots onside kick attempt late in the fourth quarter to seal the victory.
- At Seattle (12/23), caught an 18-yard touchdown pass from Colin Kaepernick in the fourth quarter, giving him three receiving touchdowns in 2012, tying a career high (3 - 2011). He finished the game with four receptions for 54 yards.
- Against Baltimore (2/3), led the team with three special teams tackles in Super Bowl XLVII.

**2011 (15/7, 1/1 - San Francisco):** Appeared in 15 games with seven starts and caught 19 passes for 198 yards with three touchdowns. Started the playoff contest and caught two passes for 36 yards, including a long reception of 29 yards.

- Against Seattle (9/11), led team with three special teams tackles.
- Against Dallas (9/18), hauled in a 29-yard touchdown pass to record his third career score and first since at Carolina (12/2/07).
- Against Tampa Bay (10/9), recorded his second touchdown of the season with a 26-yard touchdown catch on the 49ers opening drive, marking the first time in his career that he had multiple touchdowns in a season.
- At Detroit (10/16), caught a game-winning six-yard touchdown pass on fourth down with 1:51 left from Alex Smith for the 25-19 victory over the previously unbeaten Lions.
- Against N.Y. Giants (11/13), recovered the onside kick by David Akers in the second quarter. Tied his career high with six receptions for 69 yards.

**2010 (14/8 - San Francisco):** Saw action in 14 games with eight starts and tallied a career-best 29 receptions for 331 yards.

- Against Denver (10/31), registered a career-high 85 receiving yards on five receptions, including a 38-yard catch to the one-yard line to set up the 49ers first touchdown.
- Against St. Louis (11/14), hauled in four receptions for 80 yards, marking the first time he posted 80 receiving yards in back-to-back games.

**2009 (16/8 - San Francisco):** Played in all 16 games with eight starts and caught 21 passes for 233 yards. Carried the ball three times for 34 yards. Ranked tied for third on the team with a career-high 20 special teams tackles.

- Against Jacksonville (11/29), registered a season-high four receptions for 52 yards, including two catches for more than 20 yards.

**2008 (15/2 - San Francisco):** Played in 15 games with two starts and hauled in 10 catches for 155 yards and a touchdown.

- Against New England (10/5), started his first game of season and caught one pass for eight yards.
- Against Philadelphia (10/12), filled in at fullback when Zak Keasey (bicep) left the game in the second quarter.
- Against Seattle (10/26), hauled in a career-long 53-yard catch from J.T. O'Sullivan in the first quarter to set up the 49ers first score of game. Left the game in second quarter with an elbow injury and did not return.
- At Dallas (11/23), returned five kickoffs for 112 yards after kick returner Allen Rossum left game with an ankle injury.

**2007 (16/10 - San Francisco):** Saw action 16 games with 10 starts and posted 21 receptions for 174 yards and one touchdown. Also recovered two onside kicks on special teams.

- At Pittsburgh (9/23), made first start of season and caught three passes for 19 yards, while returning three kickoffs for 63 yds.
- At Carolina (12/2), recorded his first career touchdown on a 21-yard pass

from Trent Dilfer.

- Against Minnesota (12/9), established then career-highs with six catches for 66 yards.

**2006 (7/1 - San Francisco):** Appeared in seven games as a rookie and registered two catches for 30 yards. Returned one kickoff for 25 yards. Injured shoulder early in training camp and missed first month of season.

- Against Oakland (10/8), played first career game and recorded his first NFL touch when he returned a kickoff 25 yds.
- At New Orleans (12/3), made first career start in a two-tight end set and saw extended playing time due to a knee injury suffered by Eric Johnson.

#### COLLEGE:

- Attended Central Missouri State, where he played 20 games and finished his college career tied with Anthony Simpson (1994-95) for eighth on school's career-record list with 113 receptions.
- Upon leaving UCM, his 1,347 receiving yards ranked 11th in school history, while his 965 yards on kickoff returns ranked seventh and 2,578 all-purpose yards ranked ninth.
- His two kickoff returns for touchdowns in 2004 tied a school season-record first set by Walter Rhome in 1971, and his three kickoff returns for scores tied CMSU's all-time record also held by Rhome (1969-72).
- Spent his first two seasons (2002-03) at Mt. San Antonio (Calif.) Community College and appeared in 19 games.
- Caught 199 total passes for 2,659 yds. and 23 touchdowns in 39 contests during his collegiate career.
- Majored in video production, with a minor in criminal justice at Central Missouri.

#### PERSONAL:

- Attended Pomona (Calif.) High School, where he was a first-team All-Region selection by *The Los Angeles Times*, adding all-division and All-San Gabriel Valley honors as a senior.
- Twice chosen Miramonte League Offensive Player of the Year and was selected as the 2001 Pomona Red Devil of the Year.
- Has a son, Delanie Jr., who lives with his mom.
- Follow Walker on Twitter at @Delaniewalker82 and on Instagram at DelanieWalker82.
- Born Delanie Walker on Aug. 12, 1984 in Pomona, Calif.

## DELANIE WALKER'S GAME-BY-GAME

### 2006 San Francisco 49ers

Date	Opp.	W/L	P/S	RECEIVING					TD
				No	Yds	Avg	Lg		
Sept 10	@ Ari	L	IA						
Sept 17	StL	W	IA						
Sept 24	Phi	L	IA						
Oct 1	@ KC	L	DNP						
Oct 8	Oak	W	p	0	0	0.0	0	0	0
Oct 15	SD	L	p	0	0	0.0	0	0	0
Oct 29	@ Chi	L	p	0	0	0.0	0	0	0
Nov 5	Min	W	p	0	0	0.0	0	0	0
Nov 12	@ Det	W	p	0	0	0.0	0	0	0
Nov 19	Sea	W	IA						
Nov 26	@ StL	L	IA						
Dec 3	@ NO	L	S	0	0	0.0	0	0	0
Dec 10	GB	L	p	2	30	15.0	29	0	0
Dec 14	@ Sea	W	DNP						
Dec 24	Ari	L	IA						
Dec 31	@ Den	W	IA						
<b>Totals</b>		<b>7-9</b>	<b>7/1</b>	<b>2</b>	<b>30</b>	<b>15.0</b>	<b>29</b>	<b>0</b>	

### 2007 San Francisco 49ers

Date	Opp.	W/L	P/S	RECEIVING					TD
				No	Yds	Avg	Lg		
Sept 10	Ari	W	p	0	0	0.0	0	0	0
Sept 16	@ StL	W	p	0	0	0.0	0	0	0
Sept 23	@ Pit	L	S	3	19	6.3	13	0	0
Sept 30	Sea	L	S	1	7	7.0	7	0	0
Oct 7	Bal	L	S	0	0	0.0	0	0	0
Oct 21	@ NYG	L	S	1	4	4.0	4	0	0
Oct 28	NO	L	S	1	0	0.0	0	0	0
Nov 4	@ Atl	L	p	0	0	0.0	0	0	0

Nov 12	@ Sea	L	p	1	2	2.0	2	0	
Nov 18	StL	L	S	0	0	0.0	0	0	
Nov 25	@ Ari	W	S	1	5	5.0	5	0	
Dec 2	@ Car	L	p	1	21	21.0	21	1	
Dec 9	Min	L	S	6	66	10.8	26	0	
Dec 15	Cin	W	S	2	13	6.5	7	0	
Dec 23	TB	W	p	2	23	11.5	14	0	
Dec 30	@ Cle	L	S	2	14	7.0	10	0	
<b>Totals</b>		<b>5-11</b>	<b>16/10</b>	<b>21</b>	<b>174</b>	<b>8.3</b>	<b>26</b>	<b>1</b>	

### 2008 San Francisco 49ers

Date	Opp.	W/L	P/S	RECEIVING					TD
				No	Yds	Avg	Lg		
Sept 7	Ari	W	p	0	0	0.0	0	0	0
Sept 14	@ Sea	W	p	3	44	14.7	24t	1	
Sept 21	Det	L	p	1	21	21.0	21	0	
Sept 28	@ NO	L	p	1	8	8.0	8	0	
Oct 5	NE	L	S	0	0	0.0	0	0	0
Oct 12	Phi	L	S	0	0	0.0	0	0	0
Oct 19	@ NYG	L	p	2	53	26.5	53	0	
Oct 26	Sea	L	p	1	4	4.0	4	0	
Nov 10	@ Ari	W	IA						
Nov 16	StL	L	p	0	0	0.0	0	0	0
Nov 24	@ Dal	W	p	0	0	0.0	0	0	0
Nov 31	@ Buf	W	p	1	15	15.0	15	0	
Dec 7	NYJ	L	p	1	10	10.0	10	0	
Dec 14	@ Mia	W	p	0	0	0.0	0	0	0
Dec 21	@ StL	W	p	0	0	0.0	0	0	0
Dec 28	Was	W	p	0	0	0.0	0	0	0
<b>Totals</b>		<b>8-8</b>	<b>15/2</b>	<b>10</b>	<b>155</b>	<b>15.5</b>	<b>53</b>	<b>1</b>	

# DELANIE WALKER'S GAME-BY-GAME CONT.

## 2009 San Francisco 49ers

Date	Opp.	W/L	P/S	No	Yds	Avg	Lg	TD
Sept 13	@ Ari	W	p	1	17	0.0	0	0
Sept 20	Sea	W	p	0	0	0.0	0	0
Sept 27	@ Min	L	p	0	0	0.0	0	0
Oct 4	StL	W	S	1	10	10.0	10	0
Oct 11	Atl	L	S	1	39	39.0	39	0
Oct 25	@ Hou	L	p	1	2	2.0	2	0
Nov 1	@ Ind	L	S	0	0	0.0	0	0
Nov 8	Ten	L	S	1	13	13.0	13	0
Nov 12	Chi	W	p	0	0	0.0	0	0
Nov 22	@ GB	L	p	0	0	0.0	0	0
Nov 29	Jax	W	S	4	52	0.0	22	0
Dec 6	@ Sea	L	S	3	28	9.3	18	0
Dec 14	Ari	W	S	1	2	2.0	2	0
Dec 20	@ Phi	L	S	3	28	9.3	13	0
Dec 27	Det	W	p	3	36	12.0	22	0
Jan 3	@ StL	W	p	2	6	3.0	5	0
<b>Totals</b>		<b>8-8</b>	<b>16/8</b>	<b>21</b>	<b>233</b>	<b>11.1</b>	<b>39</b>	<b>0</b>

## 2010 San Francisco 49ers

Date	Opp.	W/L	P/S	No	Yds	Avg	Lg	TD
Sept 12	@ Sea	L	S	3	27	9.0	14	0
Sept 20	NO	L	p	2	26	13.0	22	0
Sept 26	@ KC	L	p	1	6	6.0	6	0
Oct 3	@ Atl	L	p	1	6	6.0	6	0
Oct 10	Phi	L	IA					
Oct 17	Oak	W	IA					
Oct 24	@ Car	L	p	0	0	0.0	0	0
Oct 31	Den	W	S	5	85	17.0	38	0
Nov 14	StL	W	S	4	80	20.0	36	0
Nov 21	TB	L	p	3	27	9.0	14	0
Nov 29	@ Ari	W	S	0	0	0.0	0	0
Dec 5	@ GB	L	S	2	19	9.5	15	0
Dec 12	Sea	W	S	1	7	7.0	7	0
Dec 16	@ SD	L	p	3	14	4.7	6	0
Dec 26	@ StL	L	S	3	17	5.7	7	0
Jan 2	Ari	W	S	1	17	17.0	17	0
<b>Totals</b>		<b>6-10</b>	<b>14/8</b>	<b>29</b>	<b>331</b>	<b>11.4</b>	<b>38</b>	<b>0</b>

## 2011 San Francisco 49ers

Date	Opp.	W/L	P/S	No	Yds	Avg	Lg	TD
Sept 11	Sea	W	S	1	-1	-1.0	-1	0
Sept 18	Dal	L	p	2	38	19.0	29t	1
Sept 25	@ Cin	W	p	1	9	9.0	9	0
Oct 2	@ Phi	W	p	3	20	6.7	11	0
Oct 9	TB	W	S	2	37	18.5	26t	1
Oct 16	@ Det	W	p	2	11	5.5	6t	1
Oct 30	Cle	W	p	0	0	0.0	0	0
Nov 6	@ Was	W	S	2	15	7.5	10	0
Nov 13	NYG	W	S	6	69	11.5	19	0
Nov 20	Ari	W	p	0	0	0.0	0	0
Nov 24	@ Bal	L	S	0	0	0.0	0	0
Dec 4	StL	W	p	0	0	0.0	0	0
Dec 11	@ Ari	L	p	0	0	0.0	0	0
Dec 19	Pit	W	S	0	0	0.0	0	0
Dex 24	@ Sea	W	S	0	0	0.0	0	0
Jan 1	@ StL	W	IA					
<b>Totals</b>			<b>15/7</b>	<b>19</b>	<b>198</b>	<b>10.4</b>	<b>29t</b>	<b>3</b>
<b>Playoffs</b>								
Jan 14	NO	W	IA					
Jan 22	NYG	L	S	2	36	18.0	29	0
<b>Totals</b>			<b>1/1</b>	<b>2</b>	<b>36</b>	<b>18.0</b>	<b>29</b>	<b>0</b>

## 2012 San Francisco 49ers

Date	Opp.	W/L	P/S	No	Yds	Avg	Lg	TD
Sept 9	@ GB	W	p	0	0	0.0	0	0
Sept 16	Det	W	p	1	7	7.0	7	0
Sept 23	@ Min	L	p	1	1	1.0	1	0
Sept 30	@ NYJ	W	S	2	31	15.5	25	0
Oct 7	Buf	W	p	0	0	0.0	0	0

Oct 14	NYG	L	p	0	0	0.0	0	0
Oct 18	Sea	W	S	1	12	12.0	12	1
Oct 29	@ Ari	W	p	2	38	19.0	23	0
Nov 11	StL	T	p	0	0	0.0	0	0
Nov 19	Chi	W	p	1	9	9.0	9	0
Nov 25	@ NO	W	p	3	81	27.0	45	0
Dec 2	@ StL	L	p	1	7	7.0	7	0
Dec 9	Mia	W	S	1	20	20.0	20	0
Dec 16	@ NE	W	p	2	34	17.0	34t	1
Dec 23	@ Sea	L	p	4	54	13.5	23	1
Dec 30	Ari	W	S	2	50	25.0	27	0
<b>Totals</b>	<b>11-4-1</b>	<b>16/4</b>		<b>21</b>	<b>344</b>	<b>16.4</b>	<b>45</b>	<b>3</b>
<b>Playoffs</b>								
Jan 12	GB	W	p	1	17	17.0	17	0
Jan 20	@ Atl	W	p	1	20	20.0	20	0
Feb 3	Bal	L	S	3	48	16.0	28	0
<b>Totals</b>	<b>2-1</b>	<b>3/1</b>		<b>5</b>	<b>85</b>	<b>17.0</b>	<b>28</b>	<b>0</b>

## 2013 Tennessee Titans

Date	Opp.	W/L	P/S	No	Yds	Avg	Lg	TD
Sept 8	@ Pit	W	p	3	40	13.3	25	0
Sept 15	@ Hou	L	p	1	10	10.0	10t	1
Sept 22	SD	W	S	5	49	9.8	17	0
Sept 29	NYJ	W	p	3	14	4.7	7	1
Oct 6	KC	L	S	4	43	10.8	15	0
Oct 13	@ Sea	L	S	4	29	7.3	11	0
Oct 20	SF	L	S	3	52	17.3	26t	1
Nov 3	@ StL	W	p	2	13	6.5	8	0
Nov 10	Jax	L	S	4	62	15.5	33	1
Nov 14	Ind	L	S	10	91	9.1	19t	1
Nov 24	@ Oak	W	S	5	46	9.2	14	0
Dec 1	@ Ind	L	S	1	5	5.0	5	0
Dec 8	@ Den	L	IA					
Dec 15	Ari	L	S	8	53	6.6	22	1
Dec 22	@ Jax	W	S	4	35	8.8	11	0
Dec 29	Hou	W	S	3	29	9.7	11	0
<b>Totals</b>	<b>7-9</b>	<b>15/11</b>		<b>60</b>	<b>571</b>	<b>9.5</b>	<b>33</b>	<b>6</b>

## 2014 Tennessee Titans

Date	Opp.	W/L	P/S	No	Yds	Avg	Lg	TD
Sept 7	@ KC	W	S	3	37	12.3	17	1
Sept 14	Dal	L	S	10	142	14.2	61t	1
Sept 21	@ Cin	L	S	4	54	13.5	23	0
Sept 28	@ Ind	L	S	5	84	16.8	31	1
Oct 5	Cle	L	S	4	47	11.8	21	0
Oct 12	Jax	W	S	3	57	19.0	37	0
Oct 19	@ Was	L	S	2	17	8.5	12	0
Oct 26	Hou	L	p	4	37	9.3	15	1
Nov 9	@ Bal	L	S	3	37	12.3	17	0
Nov 17	Pit	L	IA					
Nov 23	@ Phi	L	S	5	155	31.0	68	0
Nov 30	@ Hou	L	S	1	6	6.0	6	0
Dec 7	NYG	L	S	4	27	6.8	12	0
Dec 14	NYJ	L	S	4	93	23.3	33	0
Dec 18	@ Jax	L	S	4	54	13.5	21	0
Dec 28	Ind	L	S	7	43	6.1	10	0
<b>Totals</b>	<b>2-14</b>	<b>15/14</b>		<b>63</b>	<b>890</b>	<b>14.1</b>	<b>68</b>	<b>4</b>



## DELANIE WALKER'S NFL STATISTICS

### REGULAR SEASON

Year	Team	REGULAR SEASON		RECEIVING					RUSHING				
		GP	GS	No	Yds	Avg	Lg	TD	Att	Yds	Avg	Lg	TD
2006	San Francisco	7	1	2	30	15.0	29	0	0	0	-	0	0
2007	San Francisco	16	10	21	174	8.3	26	1	0	0	-	0	0
2008	San Francisco	15	2	10	155	15.5	53	1	2	-13	-6.5	-3	0
2009	San Francisco	16	8	21	233	11.1	39	0	3	34	11.3	16	0
2010	San Francisco	14	8	29	331	11.4	38	0	3	18	6.0	10	0
2011	San Francisco	15	7	19	198	10.4	29t	3	3	5	1.7	14	0
2012	San Francisco	16	4	21	344	16.4	45	3	0	0	-	0	0
2013	Tennessee	15	11	60	571	9.5	33	6	0	0	-	0	0
2014	Tennessee	15	14	63	890	14.1	68	4	0	0	-	0	0
NFL Totals		129	65	246	2,926	11.9	68	18	11	44	4.0	16	0

### REGULAR SEASON

REGULAR SEASON		KICKOFF RETURNS					PUNT RETURNS					
Year	Team	No	Yds	Avg	Lg	TD	No	FC	Yds	Avg	Lg	TD
2006	San Francisco	1	25	25.0	25	0	0	0	0	-	-	0
2007	San Francisco	3	63	21.0	30	0	0	0	0	-	-	0
2008	San Francisco	13	257	19.8	35	0	0	0	0	-	-	0
2009	San Francisco	5	85	17.0	25	0	0	0	0	-	-	0
2010	San Francisco	5	70	14.0	20	0	0	0	0	-	-	0
2012	San Francisco	4	28	7.0	18	0	0	0	0	-	-	0
NFL Totals		31	528	17.0	35	0	0	0	0	-	-	0

### POSTSEASON

Year	Team	POSTSEASON		RECEIVING					RUSHING				
		GP	GS	No	Yds	Avg	Lg	TD	Att	Yds	Avg	Lg	TD
2011	San Francisco	1	1	2	36	18.0	29	0	0	0	-	0	0
2012	San Francisco	3	1	5	85	17.0	28	0	0	0	-	0	0
NFL Totals		4	2	7	121	17.3	29	0	0	0	-	0	0

### Single-Game Highs

Receptions - **10 (Twice, last vs. Dallas 9/14/14)**  
 Receiving Yards - **155 at Philadelphia (11/23/14)**  
 Long Reception - **68 at Philadelphia (11/23/14)**  
 Touchdowns - **1 (18 times, last vs. Houston 10/26/14)**  
 Kickoff Returns - 5 at Dallas (11/23/08)  
 Kickoff Return Yards - 112 at Dallas (11/23/08)  
 Long Kickoff Return - 35 at Dallas (11/23/08)

### Playoff Single-Game Highs

Receptions - 3 vs. San Francisco (2/3/13)  
 Receiving Yards - 48 vs. San Francisco (2/3/13)  
 Long Reception - 29 vs. N.Y. Giants (1/22/12)

### Additional Statistics

Special Teams Tackles - 2 (2007), 15 (2008), 20 (2009), 13 (2010), 8 (2011), 3 (2012)  
 Misc. Tackles - 2 (2013), 1 (2014)  
 Onside Kick Recoveries - 2 (2007), 1 (2011), 1 (2012)  
 Fumble Recovery - 1 (2013), 3 (2014)

70



## CHANCE WARMACK

GUARD • 6'2" • 323 lbs • COLLEGE: ALABAMA

ACQUIRED: 1ST ROUND - 2013 • NFL EXP. (NFL/TITANS): 2/2

HOMETOWN: ATLANTA, GA.

GAMES PLAYED/GAMES STARTED: 32/32 (PLAYOFFS: 0/0)



**PRO:** With the 10th overall selection in the 2013 NFL Draft, the Titans selected former Alabama guard Chance Warmack. The 6-foot-2-inch, 323-pound lineman possesses an impressive list of attributes and accomplishments, beginning with his positive, workmanlike attitude and his commitment to the game. Regarded as a colorful character in the locker room, on the field he reveals a nasty and aggressive demeanor. The three-time national champion as a member of the Crimson Tide built a reputation as smart and instinctive and a rare blend of power and athleticism at the guard position. He started his final three seasons at Alabama at left guard, but he immediately became a 16-game starter at right guard as a rookie with the Titans. Warmack became the first offensive lineman selected by the Titans/Oilers in the first round since tackle Brad Hopkins (13th overall) in 1993 and the first guard selected by the club in the first round since Bruce Matthews (ninth overall) in 1983.

### CAREER HIGHLIGHTS:

- With starts in all 16 games at right guard in 2013, Warmack became the first Titans rookie since Michael Roos in 2005 to start every game as a rookie offensive lineman.
- During his time at Alabama, the Crimson Tide won three BCS National Championships, taking the title during his freshman (2009), junior (2011) and senior (2012) seasons.
- Warmack started the final 40 games of his college career at left guard, including all 14 contests as a senior in 2012.
- In the final game of his college career, Warmack turned in a dominating performance against the Notre Dame defense in a 42-14 win. The Crimson Tide offense accumulated 529 yards and did not allow a sack en route to the BCS National Championship victory.

### TITANS TIDBITS:

- At Alabama, Warmack developed the custom of rolling up his jersey to just under the numbers as a way to stay cooler. Soon, the fad became known as "Warmacking," and fans began posting photos on social media of their exposed bellies. He highlights the best fan photos on social media with what he calls "Warmackin Wednesdays."
- Warmack spent time training prior to the 2013 NFL Draft with the Titans' eventual fourth-round pick, center Brian Schwenke.
- Warmack attended Westlake High School in Atlanta, Ga., where he was a teammate during his freshman and sophomore years with current Carolina Panthers quarterback Cam Newton.
- Warmack's brother, Dallas, is a rising senior offensive line prospect in Atlanta and has already committed to follow in Chance's footsteps at Alabama.

### CAREER TRANSACTIONS:

- Raised in Atlanta, Ga., Warmack was selected by the Titans in the first round (10th overall) of the 2013 NFL Draft.

### SEASON RECAPS:

**2014 (16/16):** Started all 16 games at right guard for the second consecutive season.

- At Kansas City (9/7), started at right guard and helped open holes for Titans' rushers to gain 162 yards on the ground.
- Against Dallas (9/14), started at right guard.
- At Cincinnati (9/21), started at right guard and helped block for Titans' rushers to gain 149 yards on 28 carries (5.3 avg.).
- At Indianapolis (9/28), started at right guard.

- Against Cleveland (10/5), started at right guard and helped the Titans' offense amass 410 total yards.
- Against Jacksonville (10/12), started at right guard.
- At Washington (10/19), started at right guard.
- Against Houston (10/26), started at right guard.
- At Baltimore (11/9), started at right guard.
- Against Pittsburgh (11/17), started at right guard and was a part of an offensive front that did not allow a sack on 24 pass attempts.
- At Philadelphia (11/23), started at right guard.
- At Houston (11/30), started at right guard.
- Against N.Y. Giants (12/7), started at right guard.
- Against N.Y. Jets (12/14), started at right guard.
- At Jacksonville (12/18), started at right guard.
- Against Indianapolis (12/28), started at right guard and helped open holes for Titans' rushers to gain 142 yards on just 24 carries (5.9 avg.).

**2013 (16/16):** Started all 16 games at right guard in his rookie campaign.

- At Pittsburgh (9/8), made his first career NFL start at right guard and helped open holes for Titans' rushers to gain 112 yards on the ground.
- Against San Diego (9/22), helped block for an offense that amassed 452 total yards, including 170 on the ground. Recovered a Jake Locker fumble in the fourth quarter allowing the Titans to kick a field goal two plays later.
- Against N.Y. Jets (9/29), blocked for the Titans' offense that amassed 322 total yards and four touchdowns.
- At St. Louis (11/3), blocked for Titans' ball carriers to gain 198 rushing yards on 35 carries (5.7 avg.).
- Against Jacksonville (11/10), was part of an offensive front that allowed just one sack on 42 pass attempts.
- Against Arizona (12/15), helped protect Ryan Fitzpatrick allowing him to throw for a career-high 402 yards.
- At Jacksonville (12/22), helped open holes for Titans ball carriers to accumulate 182 yards on the ground.

### COLLEGE:

- In a four-year career at Alabama, appeared in 45 games, including starts in his final 40 contests—every game his sophomore, junior and senior seasons—at left offensive guard. Appeared in his first five college games as a reserve right guard. The three-time national champion was credited with 49 touchdown-resulting blocks while clearing lanes for individual ball carriers to record 25 100-yard performances during his time in the starting lineup. Also totaled 316 key blocks/knockdowns for the Tide.
- As a senior (2012), was a unanimous first-team All-American selection while helping Alabama to a national championship, starting all 14 contests along the way. Added All-SEC first-team accolades, and rated the best interior lineman eligible for the 2013 NFL Draft by The NFL Draft Report. Was penalized twice on 805 offensive plays, pacing a veteran-filled front wall with 37 pancakes, a total of 128 knockdowns/key blocks and 19 touchdown-resulting blocks. Graded 90 percent or better for blocking consistency in eight games, finishing with a season average of 89.94 percent, the highest grade for any offensive guard in college football in 2012. Blocked for 10 100-yard rushing performances, opening holes for a rushing offense that ranked 16th in the nation (227.5 yards per game), in addition to paving the way for the Tide to generate 445.5 yards per game in total offense.
- As a junior (2011), started all 13 games for the second consecutive season. Named honorable mention All-American by *Pro Football Weekly* and second-team All-SEC by the league coaches. Helped Alabama rank 16th nationally running the football with an average of 214.5 yards per

game, while ranking 20th nationally in scoring offense (34.9 points per game) and 31st in total offense (429.6 yards per game). The Tide scored 34 rushing touchdowns on the year. Blocked for 11 100-yard rushers.

- As a sophomore (2011), took over the first-string left guard duties, starting all 13 games. Helped the Crimson Tide rank 22nd nationally in total offense (444.08 yards per game). Anchored an offensive line that provided time for the nation's No. 4 quarterback in passing efficiency. Blocked for five 100-yard rushers.

- As a freshman (2009), saw action in five games at guard as a true freshman.

- Graduated in December 2012 with a degree in communication studies.

#### PERSONAL:

- Single, splits time between Nashville and Atlanta.

- Attended Westlake (Atlanta, Ga.) High School, where he averaged seven pancake blocks per game as a senior in 2008. Rated by Rivals.com as the No. 20 offensive guard prospect in the country and the No. 29 player in the state of Georgia. Also rated by ESPNU as the No. 16 offensive guard and an All-American in Tom Lemming's Prep Football Report.

- On Twitter: @chancewarmack

- On Instagram: @warmackin

- List of favorites: (movie) "End of Watch"; (TV show) "South Park"; (actor) Kerry Washington; (music artists) Kanye West, Foo Fighters, deadmau5; (school subjects) English, art and history; (car) Ford Expedition; (favorite athlete as a child) Larry Allen; (video game) Devil May Cry; (pro sports team as a child) Chicago Bulls; and (food) all kinds of food "except for potato salad."

- Born Chance S. Warmack in Detroit, Mich., on Sept. 14, 1991.

## CHANCE WARMACK'S NFL STATISTICS

### REGULAR SEASON

Year	Team	GP	GS
2013	Tennessee	16	16
2014	Tennessee	16	16
NFL Totals		32	32

### Starts Breakdown:

2013 - RG 16; 2014 - RG 16

### Additional Career Statistics

Tackles - 1 (2014)

Fumble Recovery - 1 (2013)

29



## LEON WASHINGTON

RUNNING BACK • 5'8" • 192 lbs • COLLEGE: FLORIDA STATE  
 ACQUIRED: FREE AGENT - 2013 • NFL EXP. (NFL/TITANS): 9/2  
 HOMETOWN: JACKSONVILLE, FLA.  
 GAMES PLAYED/GAMES STARTED: 126/14 (PLAYOFFS: 5/2)



PRO BOWLS



2008



2012

**PRO:** Leon Washington is a prolific return specialist that has been named to two Pro Bowls during his eight NFL seasons. The 5-foot-8-inch, 192-pounder has returned eight kickoffs for touchdowns in his career which is tied for the most in NFL history. He also adds a dynamic presence in the backfield, having compiled 2,214 rushing yards and 146 receptions in his first eight NFL campaigns. Prior to his arrival in Tennessee, the Florida State product spent time with the N.Y. Jets, Seattle Seahawks and New England Patriots.

### CAREER HIGHLIGHTS:

- His eight kickoff returns for touchdowns are tied for the most in NFL history (Josh Cribbs).
- Became the first player in NFL history to return three kickoffs for touchdowns in two different seasons (2007, 2010).
- Earned NFC Special Teams Player of the Week honors after returning four kicks for 253 yards and two touchdowns against San Diego (9/26/10), including a career-long 101-yard touchdown and a 99-yard touchdown. Became the 10th player in NFL history to return two kickoffs for touchdowns in the same game and set a Seahawks franchise record with 253 kickoff return yards. His 63.3 yard average is fourth in NFL history (min. three attempts) in a single game.
- Set a career-high with 274 all-purpose yards against Kansas City (10/26/08), including a 60-yard touchdown run and an 18-yard touchdown reception, his first career game with rushing and receiving touchdowns.
- In 2008, tied for first in the league for most 40-plus yard touchdown runs (three) and plays of 40-plus yards (10; six returns, three rushes and one reception).
- Completed a 36-yard pass to Wallace Wright against Kansas City (12/30/07), marking the longest pass by a non-quarterback in N.Y. Jets franchise history and became the first player since Antwaan Randle-El in 2003 to throw a pass, catch a pass, rush the ball, return a punt and return a kickoff in the same game.

### TITANS TIDBITS:

- In 2013, he started the annual Leon Washington Foundation Champions Weekend in Jacksonville, Fla. ([www.leonwashington33.org](http://www.leonwashington33.org)). The festivities include a casino night fundraiser, a football clinic and scholarship dinner. Proceeds benefit Blessings in a Backpack, a non-profit that provides elementary school children who are on the federal Free and Reduced Price Meal Program with a backpack of food to take home for 38 weekends during the school year.
- Washington entered his freshman year at Florida State as a defensive back but soon found his niche on the other side of the ball as a running back.

### CAREER TRANSACTIONS:

- The Jacksonville, Fla., native was originally selected by the New York Jets in the fourth round (117th overall) of the 2006 NFL Draft.
- Re-signed by the Jets as a restricted free agent on April 15, 2010.
- Traded by the Jets to the Seattle Seahawks for a 2010 fifth-round draft pick.
- Released by the Seahawks on March 12, 2013.
- Signed by the New England Patriots as an unrestricted free agent on March 14, 2013.
- Released by the Patriots on Sept. 1, 2013 and re-signed by the team on Sept. 7, 2013.
- Released by the Patriots on Nov. 23, 2013.

- Signed by the Titans as a free agent on Nov. 27, 2012.

### SEASON RECAPS:

**2014 (16/0 - Tennessee):** Played in all 16 games as a reserve at running back and as a return specialist. Returned 31 kickoffs for 738 yards (23.8 avg.) and seven punts for 47 yards (6.7 avg.). Rushed 13 times for 57 yards and caught 22 passes for 159 yards with two touchdowns. Led the team in receptions once in 2014 (at JAX). Became the second active player (Darren Sproles) and the 11th player in NFL history to reach 7,000 career kickoff return yards against Jacksonville (10/12/14).

- At Kansas City (9/7), played as a reserve at running back and carried the ball twice for 23 yards. Caught two passes for 11 yards. Returned one kickoff for 22 yards. Extended the Titans' first scoring drive by hauling in a pass, making a defender miss and picking up eight yards on third-and-eight in the second stanza.
- Against Dallas (9/14), returned four kickoffs for 47 yards.
- At Cincinnati (9/21), returned two kickoffs for 56 yards.
- At Indianapolis (9/28), played as a reserve at running back and as a kickoff returner, but did not record any statistics.
- Against Cleveland (10/5), saw action as a reserve at running back and hauled in a seven-yard reception. Returned two kickoffs for 31 yards.
- Against Jacksonville (10/12), played as a reserve at running back and snared an 11-yard reception. Carried the ball once for one yard and returned one kickoff for 50 yards. On Jacksonville's first kickoff of the game, Leon Washington returned the ball 50 yards. With the return, he became the second active player (Darren Sproles) and the 11th player in NFL history to reach 7,000 career kickoff return yards.
- At Washington (10/19), saw action as a reserve at running back and rushed the ball once for eight yards. Caught two passes for minus-four yards. Returned two kickoffs for 50 yards.
- Against Houston (10/26), played as a reserve at running back and caught three passes for 40 yards. Returned three kickoffs for 77 yards.
- At Baltimore (11/9), saw action as a reserve at running back and caught two passes for 12 yards with a touchdown. Carried the ball once for three yards. Returned two punts for 10 yards and two kickoffs for 43 yards. Gave the Titans a 7-0 lead with a three-yard touchdown on a shovel pass with 20 seconds remaining in the first quarter.
- Against Pittsburgh (11/17), saw action as a reserve running back.
- At Philadelphia (11/23), returned three kickoffs for 94 yards with a long of 44 yards.
- At Houston (11/30), played as a reserve as the third-down running back and caught one pass for eight yards.
- Against N.Y. Giants (12/7), saw action as a reserve as the third-down back. Carried the ball twice for nine yards and caught two passes for 10 yards. Recovered a Zach Mettenberger fumble late in the second quarter.
- Against N.Y. Jets (12/14), returned five kickoffs for 116 yards. Hauled in one reception for two yards.
- At Jacksonville (12/18), led the team with seven receptions for 62 yards with a touchdown. Carried the ball four times for 11 yards. Returned four punts for 27 yards and one kickoff for 12 yards. Kept the Titans' touchdown drive with an 11-yard reception on third-and-three in the opening stanza. Gave the Titans an early 7-0 lead with a eight-yard touchdown catch on third-and-goal with 7:23 left to play in the first quarter. Extended the Titans' second scoring drive with a six-yard catch on third-and-three in the second quarter.
- Against Indianapolis (12/28), returned five kickoffs for 140 yards and one punt for 10 yards as the team's return specialist. Carried the ball twice for two yards out of the backfield.



**2013 (2/0 - New England; 5/0 - Tennessee):** Saw action in five games as a reserve with the Titans and returned 16 kickoffs for 481 yards with a long return of 95 yards. Returned six punts for 78 yards with a long return of 33 yards. Before arriving in Tennessee, played in two games as a reserve with the Patriots and rushed once for one yard and returned one kickoff for 19 yards.

- At Indianapolis (12/1), made his Titans debut as a return specialist. Brought out three kickoffs for 78 yards and returned two punts for 43 yards with a long of 33 yards. Fielded a 60-yard punt and returned it 33 yards to the Colts' 32-yard line in the third quarter.
- At Denver (12/8), returned five kickoffs for 209 yards with a long of 95 yards. Fair caught his only two punts. Set up the Titans' second touchdown with a 95-yard kickoff return to the Broncos' three-yard line in the first quarter.
- Against Arizona (12/15), served as the team's return specialist and brought out six kickoffs for 140 yards and two punts for 18 yards.

**2012 (16/0, 2/0 - Seattle):** Played in 16 games, finishing with 23 carries for 83 yards and a touchdown, four catches for 31 yards, 41 punt returns for 356 yards (8.7 avg.) and 27 kick returns for 784 yards (career-high 29.0 avg.) and a touchdown. Played in two postseason games, returning four punts for 43 yards and three kickoffs for 83 yards. Named to the NFC Pro Bowl team.

- At Arizona (9/9), posted a season-high 52-yard punt return.
- At Miami (11/25), returned a kickoff 98 yards for a touchdown, tying him for first all-time with eight career kickoff returns for touchdowns (Josh Cribbs).

**2011 (16/1 - Seattle):** Played in all 16 games, starting one, amassing 53 rushes for 248 yards and a touchdown, 10 receptions for 48 yards, 41 punt returns for 464 yards (11.3 avg.) and 43 kickoff returns for 1,084 yards (25.2 avg.).

- At Arizona (1/1), rushed for a season-high 78 yards and a 48-yard touchdown.

**2010 (16/0, 2/1 - Seattle):** Played in all 16 games, registering 27 carries for 100 yards and a touchdown, nine receptions for 79 yards, 22 punt returns for 249 yards (11.3 avg.) and a career-high 57 kick returns for 1,461 yards and three touchdowns. Played in both postseason games, with one start, recording nine kick returns for 22 yards, one punt return for 12 yards and added one catch for nine yards and one rush for 10 yards. Named to the *Associated Press* All-Pro for the third time in his career.

- Became the first player in NFL history to return three kickoffs for touchdowns in two different seasons (2007, 2010).
- Against San Diego (9/26), earned NFC Special Teams Player of the Week honors after returning four kicks for 253 yards and two touchdowns, including a career-long 101-yard touchdown and a 99-yard touchdown. Became the 10th player in NFL history to return two kickoffs for touchdowns in the same game, setting a franchise record with 253 kickoff return yards and his 63.3 yard average is fourth in NFL history (min. three attempts).
- Against Carolina (12/5), recorded a career-long 84-yard punt return.
- At San Francisco (12/12), scored on a 92-yard kickoff return.
- At Chicago (1/16), returned five kickoffs for 143 yards in a Divisional playoff game, including a 62-yard return.

**2009 (7/0 - N.Y. Jets):** Played in seven games before being placed on injured reserve with a leg injury. Rushed 72 times for 331 yards, caught 15 passes for 131 yards, returned two punts for 16 yards and returned 16 kickoffs for 385 yards.

- Against Buffalo (10/18), posted season-highs in carries (15) and rushing yards (99).

**2008 (16/1 - N.Y. Jets):** Played in 16 games, starting one contest, and led the NFL with 2,332 all-purpose yards, with 48 kick returns for 1,231 yards and one touchdown, 29 punt returns for 303 yards (10.3 avg.), 76 rushes for 448 yards and six touchdowns and 47 receptions for 355 yards and two touchdowns. Named to the NFC Pro Bowl team and the *Associated Press* All-Pro team.

- Tied for first in the league for most 40-plus yard touchdown runs (three) and plays of 40 or more yards (10; six returns, three rushes and one reception).
- Registered three games with 200-plus all-purpose yards (218, 9/22 at San Diego; 274, 10/26 vs. Kansas City; and 212, 11/13 at New England).

- Against Kansas City (10/26), set a career-high with 274 all-purpose yards, including a 60-yard touchdown run and an 18-yard touchdown reception, his first career game with rushing and receiving touchdowns.
- At New England (11/13), scored twice on a seven-yard touchdown reception and a 92-yard kickoff return touchdown.
- At Tennessee (11/23), tallied two rushing touchdowns, including a career-long 61-yard touchdown run, his third touchdown rush over 40 yards in 2008.

**2007 (16/4 - N.Y. Jets):** Played in 16 games with four starts, returning 20 punts for 183 yards (9.2 avg.), 47 kickoffs for 1,921 yards (27.5 avg., third in the NFL) and three touchdowns. Rushed for 353 yards and three touchdowns and caught 36 passes for 213 yards. Named to the *Associated Press* All-Pro team.

- Against Miami (9/23), scored his first career kickoff return touchdown, running back a kick 98 yards for a score vs. Miami
- At Buffalo (9/30), recorded a career-high eight receptions for 38 yards and added four rushes for 24 yards and a touchdown.
- At N.Y. Giants (10/7), returned a kickoff 98 yards for a touchdown.
- Against Washington (11/4), returned the opening kickoff 86 yards for a touchdown.
- At Miami (12/2), posted a season-high 68 rushing yards and two touchdowns.
- Against Kansas City (12/30), completed a 36-yard pass to Wallace Wright, marking the longest pass by a non quarterback in franchise history and became the first player since Antwaan Randle-El in 2003 to throw a pass, catch a pass, rush the ball, return a punt and return a kickoff in the same game.

**2006 (16/8, 1/1 - N.Y. Jets):** Played in all 16 games as a rookie, starting eight contests. Led the team with 650 yards rushing and scored four rushing touchdowns, while catching 25 passes for 270 yards and returning 13 punts for 97 yards and six kickoffs for 79 yards.

- At Jacksonville (10/8), rushed for 101 yards on a career-high 23 carries, becoming the first Jets rookie to rush for over 100 yards since 1990.
- Against Miami (10/15), made his first NFL start, leading the team with 58 yards on 11 carries.
- Against Detroit (10/22), rushed for a career-high 129 yards and two touchdowns.
- At Miami (12/25), registered his first career 100-yard receiving game, catching four passes for a career-high 108 yards, including a career-long 64-yard reception that set up the game-winning field goal.
- At New England (1/7), started his first postseason game, rushing for 50 yards on 11 carries and tallying four receptions for 25 yards.

#### COLLEGE:

- Left Florida State 10th on the school's career rushing list, with 2,041 yards and was the only player in the Bobby Bowden era to score a touchdown five different ways (rushing, receiving, punt return, kickoff return, fumble return).
- Earned All-ACC second-team honors and was named the offensive MVP by the coaching staff.
- Led the ACC in rushing yards per game (95.1 avg.) and finished second in the ACC with 112.5 total offensive yards per game.
- Named Gator Bowl MVP in 2004, after rushing for 195 yards on 12 carries.
- Majored in social sciences at Florida State.

#### PERSONAL:

- Married to Charity with three sons: Leon Dewitt Cain-Washington, Noel Simon Washington and Nolen Lee Washington.
- Named 2002 Mr. Florida after compiling 2,437 rushing yards and 28 touchdowns, three punt return touchdowns, one kickoff return touchdown and 88 tackles and three interceptions on defense.
- Named Player of the Year by the *Florida Times-Union* and the number three overall prospect in the state by the *Orlando Sentinel*.
- Follow Washington on Twitter at @Leon\_Washington.
- List of favorites: (movie) "300"; (TV show) "Martin"; (music artist) Lecrae; (video game) FIFA; (school subject) biology; (book) Charlotte's Web; and (car) Fisker Karma.
- Born Leon Dewitt Washington on Aug. 29, 1982 in Jacksonville, Fla.

# LEON WASHINGTON'S GAME-BY-GAME

2006 New York Jets				RUSHING					RECEIVING					PUNT RETURNS						KICKOFF RETURNS				
Date	Opp	W/L	P/S	Att	Yds	Avg	Lg	TD	No	Yds	Avg	Lg	TD	No	FC	Yds	Avg	Lg	TD	No	Yds	Avg	Lg	TD
Sept 10	@ Ten	W	p	0	0	-	-	0	0	0	-	-	0	2	0	11	5.5	7	0	0	0	-	-	0
Sept 17	NE	L	p	1	0	0.0	0	0	0	0	-	-	0	1	1	6	6.0	6	0	1	23	23.0	23	0
Sept 24	@ Buf	W	p	7	25	3.6	7	0	2	52	26.0	47	0	0	0	0	-	-	0	0	0	-	-	0
Oct 1	Ind	L	p	9	33	3.7	7	0	1	8	8.0	8	0	0	0	0	-	-	0	1	2	2.0	2	0
Oct 8	@ Jac	L	p	23	101	4.4	19	0	1	8	8.0	8	0	0	0	0	-	-	0	0	0	-	-	0
Oct 15	Mia	W	S	11	58	5.3	12	0	0	0	-	-	0	0	0	0	-	-	0	0	0	-	-	0
Oct 22	Det	W	S	20	129	6.5	23	2	1	8	8.0	8	0	0	0	0	-	-	0	0	0	-	-	0
Oct 29	@ Cle	L	S	15	51	3.4	11	0	0	0	-	-	0	0	0	0	-	-	0	1	15	15.0	15	0
Nov 12	@ NE	W	p	9	35	3.9	8	0	2	1	0.5	2	0	0	0	0	-	-	0	0	0	-	-	0
Nov 19	Chi	L	S	13	22	1.7	16	0	1	7	7.0	7	0	0	0	0	-	-	0	0	0	-	-	0
Nov 26	Hou	W	p	5	17	3.4	9	0	2	7	3.5	9	0	0	0	0	-	-	0	2	23	11.5	15	0
Dec 3	@ GB	W	S	7	40	5.7	20t	1	2	26	13.0	13	0	1	0	0	0.0	0	0	0	0	-	-	0
Dec 10	Buf	L	S	7	55	7.9	18	0	7	28	4.0	9	0	1	2	3	3.0	3	0	1	16	16.0	16	0
Dec 17	@ Min	W	S	3	5	1.7	5	0	0	0	-	-	0	3	2	50	16.7	38	0	0	0	-	-	0
Dec 25	@ Mia	W	S	6	26	4.3	11	0	4	108	27.0	64	0	5	1	27	5.4	18	0	0	0	-	-	0
Dec 31	Oak	W	p	15	53	3.5	15t	1	2	17	8.5	10	0	1	0	7	7.0	7	0	0	0	-	-	0
Totals		10-6	16/8	151	650	4.3	23	4	25	270	10.8	64	0	13	6	97	7.5	38	0	6	79	13.2	23	0
Playoffs																								
Jan 7	@ NE	L	S	11	50	4.5	19	0	4	25	6.3	12	0	1	0	7	7.0	7	0	0	0	-	-	0
Playoffs Totals		0-1	1/1	11	50	4.5	19	0	4	25	6.3	12	0	1	0	7	7.0	7	0	0	0	-	-	0

2007 New York Jets				RUSHING					RECEIVING					PUNT RETURNS						KICKOFF RETURNS				
Date	Opp	W/L	P/S	Att	Yds	Avg	Lg	TD	No	Yds	Avg	Lg	TD	No	FC	Yds	Avg	Lg	TD	No	Yds	Avg	Lg	TD
Sept 9	NE	L	S	4	15	3.8	5	0	3	30	10.0	16	0	0	0	0	-	-	0	5	114	22.8	32	0
Sept 16	@ Bal	L	p	0	0	-	-	0	0	0	-	-	0	1	3	6	6.0	6	0	0	0	-	-	0
Sept 23	Mia	W	p	7	18	2.6	5	0	0	0	-	-	0	0	1	0	-	-	0	2	111	55.5	98t	1
Sept 30	@ Buf	L	p	4	24	6.0	9	1	8	38	4.8	9	0	2	0	5	2.5	5	0	2	54	27.0	28t	0
Oct 7	@ NYG	L	S	9	13	1.4	10	0	1	-1	-1.0	-1	0	2	1	20	10.0	14	0	3	155	51.7	98t	1
Oct 14	Phi	L	p	2	8	4.0	6	0	1	5	5.0	5	0	1	0	15	15.0	15	0	3	112	37.3	51	0
Oct 21	@ Cin	L	p	3	11	3.7	8	0	2	21	10.5	15	0	0	1	0	-	-	0	5	118	23.6	30	0
Oct 28	Buf	L	p	5	25	5.0	17	0	2	7	3.5	11	0	2	2	10	5.0	6	0	2	48	24.0	26	0
Nov 4	Was	L	p	4	13	3.3	4	0	4	18	4.5	7	0	1	0	3	3.0	3	0	3	125	41.7	86t	1
Nov 18	Pit	W	p	2	10	5.0	8	0	0	0	-	-	0	2	2	38	19.0	33	0	1	12	12.0	12	0
Nov 22	@ Dal	L	S	2	14	7.0	11	0	1	5	5.0	5	0	2	2	8	4.0	5	0	4	97	24.3	27	0
Dec 2	@ Mia	W	p	10	68	6.8	18t	2	2	35	17.5	18	0	0	0	0	-	-	0	3	65	21.7	36	0
Dec 9	Cle	L	p	4	5	1.7	3	0	4	31	7.8	11	0	2	0	53	26.5	33	0	4	45	11.3	29	0
Dec 16	@ NE	L	p	4	57	14.3	49	0	3	9	3.0	5	0	2	0	14	7.0	14	0	5	130	26.0	26	0
Dec 23	@ Ten	L	S	1	5	5.0	5	0	2	2	1.0	5	0	1	0	15	15.0	15	0	3	66	22.0	26	0
Dec 30	KC	W	p	11	67	6.1	22	0	3	13	4.3	11	0	2	2	-4	-2.0	0	0	2	39	19.5	21	0
Totals		4-12	15/4	71	353	5.0	49	3	36	213	5.9	18	0	20	14	183	9.2	33	0	47	1291	27.3	98t	3

2008 New York Jets				RUSHING					RECEIVING					PUNT RETURNS						KICKOFF RETURNS				
Date	Opp	W/L	P/S	Att	Yds	Avg	Lg	TD	No	Yds	Avg	Lg	TD	No	FC	Yds	Avg	Lg	TD	No	Yds	Avg	Lg	TD
Sept 7	@ Mia	W	p	6	9	1.5	5	0	2	17	8.5	13	0	5	1	64	12.8	20	0	1	10	10.0	10	0
Sept 14	NE	L	p	2	28	14.0	17	0	4	22	5.5	13	0	0	0	0	-	-	0	1	24	24.0	24	0
Sept 22	@ SD	L	p	1	-1	-1.0	-1	0	2	20	10.0	15	0	0	0	0	-	-	0	5	198	39.6	94	0
Sept 28	Ari	W	S	7	26	3.7	13	0	4	17	4.3	9	0	1	0	9	9.0	9	0	1	18	18.0	18	0
Oct 12	Cin	W	p	5	7	1.4	3	0	4	22	5.5	12	0	5	2	77	15.4	22	0	2	65	32.5	46	0
Oct 19	@ Oak	L	p	3	19	6.3	11t	1	3	21	7.0	8	0	3	0	0	0.0	0	0	3	52	17.3	23	0
Oct 26	KC	W	p	3	67	22.3	60t	1	3	34	11.3	18t	1	3	2	71	23.7	37	0	4	102	25.5	28	0
Nov 2	@ Buf	W	p	7	13	1.9	5	0	2	42	21.0	40	0	0	0	0	-	-	0	3	70	23.3	40	0
Nov 9	StL	W	p	12	54	4.5	13	0	4	14	3.5	7	0	4	0	49	12.3	16	0	1	23	23.0	23	0
Nov 13	@ NE	W	p	5	18	3.6	7	0	2	17	8.5	10	1	0	2	0	-	-	0	4	177	44.3	92t	1
Nov 23	@ Ten	W	p	8	82	10.3	61t	2	1	2	2.0	2	0	2	0	8	4.0	8	0	2	39	19.5	22	0
Nov 30	Den	L	p	2	4	2.0	4	0	3	60	20.0	34	0	2	0	7	3.5	5	0	4	87	21.8	31	0
Dec 7	@ SF	L	p	1	1	1.0	1	0	6	31	5.2	9	0	3	0	14	4.7	10	0	3	71	23.7	39	0
Dec 14	Buf	W	p	1	47	47.0	47t	1	1	7	7.0	7	0	0	0	0	-	-	0	6	132	22.0	43	0
Dec 21	@ Sea	L	p	3	14	4.7	6	0	0	0	-	-	0	1	1	4	4.0	4	0	4	71	17.8	22	0
Dec 28	Mia	L	p	10	60	6.0	13	1	6	29	4.8	9	0	0	1	0	-	-	0	4	92	23.0	27	0
Totals		9-7	16/1	76	448	5.9	61t	6	47	355	7.6	40	2	29	9	303	10.4	37	0	48	1231	25.6	94	1

# LEON WASHINGTON'S GAME-BY-GAME CONT.

## 2009 New York Jets

2009 New York Jets				RUSHING					RECEIVING					PUNT RETURNS						KICKOFF RETURNS				
Date	Opp	W/L	P/S	Att	Yds	Avg	Lg	TD	No	Yds	Avg	Lg	TD	No	FC	Yds	Avg	Lg	TD	No	Yds	Avg	Lg	TD
Sept 13	@ Hou	W	p	15	60	4.0	12	0	4	24	6.0	8	0	2	1	16	8.0	12	0	1	20	20.0	20	0
Sept 20	NE	W	p	14	58	4.1	19	0	2	18	9.0	13	0	0	0	0	-	-	0	4	127	31.8	43	0
Sept 27	Ten	W	p	12	46	3.8	10	0	1	6	6.0	6	0	0	0	0	-	-	0	3	63	21.0	28	0
Oct 4	@ NO	L	p	4	17	4.3	7	0	4	24	6.0	15	0	0	0	0	-	-	0	1	17	17.0	17	0
Oct 12	@ Mia	L	p	11	45	4.1	11	0	1	13	13.0	13	0	0	0	0	-	-	0	4	101	25.3	28	0
Oct 18	Buf	L	p	15	99	6.6	33	0	3	46	15.3	33	0	0	0	0	-	-	0	3	57	19.0	27	0
Oct 25	@ Oak	W	p	1	6	6.0	6	0	0	0	-	-	0	0	0	0	-	-	0	0	0	-	-	0
Totals		4-3	7/0	72	331	4.6	33	0	15	131	8.7	33	0	2	1	16	8.0	12	0	16	57	19.0	27	0

## 2010 Seattle Seahawks

2010 Seattle Seahawks				RUSHING					RECEIVING					PUNT RETURNS						KICKOFF RETURNS				
Date	Opp	W/L	P/S	Att	Yds	Avg	Lg	TD	No	Yds	Avg	Lg	TD	No	FC	Yds	Avg	Lg	TD	No	Yds	Avg	Lg	TD
Sept 12	SF	W	p	6	12	2.0	5	0	0	0	-	-	0	0	0	0	-	-	0	2	58	29.0	41	0
Sept 19	@ Den	L	p	4	17	4.3	7	0	0	0	-	-	0	0	0	0	-	-	0	1	13	13.0	13	0
Sept 26	SD	W	p	1	0	0.0	0	0	0	0	-	-	0	0	0	0	-	-	0	4	253	63.3	101t	2
Oct 3	@ StL	L	p	1	1	1.0	1	0	2	28	14.0	28	0	0	0	0	-	-	0	3	80	26.7	30	0
Oct 17	@ Chi	W	p	0	0	-	-	0	1	0	0.0	0	0	0	0	0	-	-	0	3	77	25.7	42	0
Oct 24	Ari	W	p	0	0	-	-	0	0	0	-	-	0	0	0	0	-	-	0	2	45	22.5	38	0
Oct 31	@ Oak	L	p	5	29	5.8	21	0	0	0	-	-	0	2	0	62	31.0	43	0	4	114	28.5	45	0
Nov 7	NYG	L	p	0	0	-	-	0	0	0	-	-	0	1	0	6	6.0	6	0	5	113	22.6	57	0
Nov 14	@ Ari	W	p	0	0	-	-	0	0	0	-	-	0	2	2	51	25.5	48	0	1	22	22.0	22	0
Nov 21	@ NO	L	p	1	0	0.0	0	0	1	9	9.0	9	0	0	1	0	-	-	0	3	74	24.7	28	0
Nov 28	KC	L	p	0	0	-	-	0	1	5	5.0	5	0	1	1	-2	-2.0	-2	0	5	77	15.4	23	0
Dec 5	Car	W	p	2	5	2.5	4	0	0	0	-	-	0	4	1	92	23.0	84	0	3	47	15.7	22	0
Dec 12	@ SF	L	p	4	10	2.5	5	0	1	13	13.0	13	0	2	1	8	4.0	12	0	7	222	31.7	92t	1
Dec 19	Atl	L	p	1	6	6.0	6	0	0	0	-	-	0	2	1	3	1.5	3	0	4	76	19.0	23	0
Dec 26	@ TB	L	p	1	16	16.0	16t	1	0	0	-	-	0	2	0	4	2.0	6	0	7	128	18.3	32	0
Jan 2	StL	W	p	1	4	4.0	4	0	3	24	8.0	10	0	6	1	25	4.2	13	0	3	62	20.7	24	0
Totals		7-9	16/0	27	100	3.7	21	1	36	213	5.9	18	0	22	8	249	11.3	84	0	57	1461	25.6	101t	3
Playoffs																								
Jan 8	NO	W	p	0	0	-	-	0	0	0	-	-	0	1	2	12	12.0	12	0	4	79	19.8	24	0
Jan 16	@ Chi	L	S	1	9	9.0	9	0	1	10	10.0	10	0	0	0	0	-	-	0	9	143	28.6	62	0
Playoffs Totals		1-1	2/1	1	9	9.0	9	0	1	10	10.0	10	0	1	2	12	12.0	12	0	9	222	24.7	62	0

## 2011 Seattle Seahawks

2011 Seattle Seahawks				RUSHING					RECEIVING					PUNT RETURNS						KICKOFF RETURNS				
Date	Opp	W/L	P/S	Att	Yds	Avg	Lg	TD	No	Yds	Avg	Lg	TD	No	FC	Yds	Avg	Lg	TD	No	Yds	Avg	Lg	TD
Sept 11	@ SF	L	p	0	0	-	-	0	1	7	7.0	7	0	3	0	27	9.0	14	0	4	104	26.0	28	0
Sept 18	@ Pit	L	p	1	-2	-2.0	-2	0	1	9	9.0	9	0	1	0	0	0.0	0	0	2	39	19.5	21	0
Sept 25	Ari	W	p	3	29	9.7	21	0	0	0	-	-	0	3	0	27	9.0	13	0	2	29	14.5	29	0
Oct 2	Atl	L	p	2	2	1.0	1	0	1	4	4.0	4	0	2	2	40	20.0	33	0	4	94	23.5	36	0
Oct 9	@ NYG	W	p	3	10	3.3	6	0	1	6	6.0	6	0	6	0	79	13.2	21	0	3	71	23.7	28	0
Oct 23	@ Cle	L	S	7	39	5.6	11	0	4	10	2.5	5	0	2	2	39	19.5	36	0	3	60	20.0	21	0
Oct 30	Cin	L	p	2	34	17.0	28	0	0	0	-	-	0	3	1	38	12.7	14	0	5	142	28.4	43	0
Nov 6	@ Dal	L	p	3	16	5.3	10	0	0	0	-	-	0	0	3	0	-	-	0	3	50	16.7	32	0
Nov 13	Bal	W	p	3	9	3.0	4	0	0	0	-	-	0	1	1	12	12.0	12	0	3	77	25.7	30	0
Nov 20	@ StL	W	p	6	-3	-0.5	1	0	0	0	-	-	0	7	1	74	10.6	37	0	1	21	21.0	21	0
Nov 27	Was	L	p	4	9	2.3	4	0	0	0	-	-	0	2	1	1	0.5	1	0	2	86	43.0	51	0
Dec 1	Phi	W	p	6	9	1.5	4	0	0	0	-	-	0	3	0	0	0.0	0	0	1	24	24.0	24	0
Dec 12	StL	W	p	1	3	3.0	3	0	0	0	-	-	0	1	3	17	17.0	17	0	2	80	40.0	54	0
Dec 18	@ Chi	W	p	3	6	2.0	5	0	0	0	-	-	0	2	1	44	22.0	36	0	1	16	16.0	16	0
Dec 24	SF	L	p	2	9	4.5	5	0	0	0	-	-	0	1	0	24	24.0	24	0	5	107	21.4	24	0
Jan 1	@ Ari	L	p	7	78	11.1	48t	1	2	12	6.0	8	0	4	1	42	10.5	17	0	2	84	42.0	27	0
Totals		7-9	16/1	53	248	4.7	48t	1	10	48	4.8	9	0	41	16	464	11.3	37	0	43	1084	25.2	54	0

## 2012 Seattle Seahawks

2012 Seattle Seahawks				RUSHING					RECEIVING					PUNT RETURNS					KICKOFF RETURNS					
Date	Opp	W/L	P/S	Att	Yds	Avg	Lg	TD	No	Yds	Avg	Lg	TD	No	FC	Yds	Avg	Lg	TD	No	Yds	Avg	Lg	TD
Sept 9	@ Ari	L	p	2	5	2.5	3	0	0	0	-	-	0	3	1	51	17.0	52	0	3	133	44.3	83	0
Sept 16	Dal	W	p	4	11	2.8	5	0	0	0	-	-	0	1	1	7	7.0	7	0	1	20	20.0	20	0
Sept 24	GB	W	p	1	11	11.0	11	0	0	0	-	-	0	2	2	5	2.5	6	0	2	42	21.0	21	0
Sept 30	@ StL	L	p	1	2	2.0	2	0	0	0	-	-	0	2	2	1	0.5	4	0	1	69	69.0	69	0
Oct 7	@ Car	W	p	0	0	-	-	0	0	0	-	-	0	5	0	39	7.8	17	0	2	45	22.5	45	0
Oct 14	NE	W	p	0	0	-	-	0	2	1	9	9.0	9	2	1	29	14.5	25	0	2	40	20.0	23	0
Oct 18	@ SF	L	p	2	4	2.0	2	0	0	0	-	-	0	2	2	5	2.5	5	0	0	0	-	-	0
Oct 28	@ Det	L	p	0	0	-	-	0	2	16	8.0	9	0	3	1	29	9.7	18	0	3	68	22.7	28	0
Nov 4	Min	W	p	0	0	-	-	0	0	0	-	-	0	2	0	21	10.5	24	0	1	19	19.0	19	0
Nov 11	NYJ	W	p	2	-1	-0.5	2	0	0	0	-	-	0	3	3	40	13.3	20	0	1	17	17.0	17	0
Nov 25	@ Mia	L	p	0	0	-	-	0	0	0	-	-	0	2	1	30	15.0	15	0	2	122	61.0	98t	1
Dec 2	@ Chi	W	p	2	8	4.0	6	0	1	6	6.0	6	0	2	0	1	0.5	1	0	0	0	-	-	0
Dec 9	Ari	W	p	7	38	5.4	14	1	0	0	-	-	0	5	1	39	7.8	26	0	1	18	18.0	18	0
Dec 16	@ Buf	W	p	2	5	2.5	5	0	0	0	-	-	0	3	1	20	6.7	13	0	3	66	22.0	24	0

## LEON WASHINGTON'S GAME-BY-GAME CONT.

Dec 23	SF	W	p	0	0	-	-	0	0	0	-	-	0	2	1	17	8.5	15	0	2	63	31.5	42	0
Dec 30	StL	W	p	0	0	-	-	0	0	0	-	-	0	2	0	22	11.0	13	0	3	62	20.7	24	0
Totals		11-5	16/0	23	83	3.6	14	1	4	31	7.8	9	0	41	17	356	8.7	52	0	27	784	29.0	98t	1
Playoffs																								
Jan 6	@ Was	W	p	0	0	-	-	0	0	0	-	-	0	2	1	19	9.5	13	0	2	46	23.0	24	0
Jan 13	@ Atl	L	p	0	0	-	-	0	0	0	-	-	0	2	0	24	12.0	15	0	1	83	27.7	37	0
Playoffs Totals		1-1	2/0	0	0	-	-	0	0	0	-	-	0	4	1	43	10.8	15	0	3	83	27.7	37	0

2013 New England Patriots			RUSHING							RECEIVING					PUNT RETURNS						KICKOFF RETURNS				
Date	Opp	W/L	P/S	Att	Yds	Avg	Lg	TD	No	Yds	Avg	Lg	TD	No	FC	Yds	Avg	Lg	TD	No	Yds	Avg	Lg	TD	
Sept 12	NYJ	W	p	1	1	1.0	1	0	0	0	-	-	0	0	0	0	-	-	0	0	0	-	-	0	
Oct 6	@ Cin	L	p	0	0	-	-	0	0	0	-	-	0	0	0	0	-	-	0	1	19	19.0	19	0	
Totals		1-1	2/0	1	1	1.0	1	0	0	0	-	-	0	0	0	0	-	-	0	1	19	19.0	19	0	
2013 Tennessee Titans			RUSHING							RECEIVING					PUNT RETURNS						KICKOFF RETURNS				
Date	Opp	W/L	P/S	Att	Yds	Avg	Lg	TD	No	Yds	Avg	Lg	TD	No	FC	Yds	Avg	Lg	TD	No	Yds	Avg	Lg	TD	
Dec 1	@ Ind	L	p	0	0	-	-	0	0	0	-	-	0	2	2	43	21.5	33	0	3	78	26.0	32	0	
Dec 8	@ Den	L	p	0	0	-	-	0	0	0	-	-	0	0	2	0	-	-	0	5	209	41.8	95	0	
Dec 15	Ari	L	p	0	0	-	-	0	0	0	-	-	0	2	0	18	9.0	9	0	6	140	23.3	33	0	
Dec 22	@ Jax	W	p	0	0	-	-	0	0	0	-	-	0	1	2	-1	-1.0	-1	0	0	0	-	-	0	
Dec 29	Hou	W	p	0	0	-	-	0	0	0	-	-	0	1	3	18	18.0	18	0	2	54	27.0	27	0	
Totals		2-3	5/0	0	0	-	-	0	0	0	-	-	0	6	9	78	13.0	33	0	16	481	29.5	95	0	

2014 Tennessee Titans									RUSHING					RECEIVING					PUNT RETURNS						KICKOFF RETURNS				
Date	Opp	W/L	P/S	Att	Yds	Avg	Lg	TD	No	Yds	Avg	Lg	TD	No	FC	Yds	Avg	Lg	TD	No	Yds	Avg	Lg	TD					
Sept 7	@ KC	W	p	2	23	11.5	16	0	2	11	5.5	8	0	0	0	0	-	0	0	1	22	22.0	22	0					
Sept 14	Dal	L	p	0	0	-	0	0	0	0	-	0	0	0	0	0	-	0	0	4	47	11.8	18	0					
Sept 21	@ Cin	L	p	0	0	-	0	0	0	0	-	0	0	0	0	0	-	0	0	2	56	28.0	29	0					
Sept 28	@ Ind	L	p	0	0	-	0	0	0	0	-	0	0	0	0	0	-	0	0	0	0	-	0	0					
Oct 5	Cle	L	p	0	0	-	0	0	1	7	7.0	7	0	0	0	0	-	0	0	2	31	15.5	20	0					
Oct 12	Jax	W	p	1	1	1.0	1	0	1	11	11.0	11	0	0	0	0	-	0	0	1	50	50.0	50	0					
Oct 19	@ Was	L	p	1	8	8.0	8	0	2	-4	-2.0	1	0	0	0	0	-	0	0	2	50	25.0	29	0					
Oct 26	Hou	L	p	0	0	-	0	0	3	40	13.3	19	0	0	0	0	-	0	0	3	77	25.7	39	0					
Nov 9	@ Bal	L	p	1	3	3.0	3	0	2	12	6.0	9	1	2	1	10	5.0	9	0	2	43	21.5	27	0					
Nov 17	Pit	L	p	0	0	-	0	0	0	0	-	0	0	0	0	0	-	0	0	0	0	-	0	0					
Nov 23	@ Phi	L	p	0	0	-	0	0	0	0	-	0	0	0	0	0	-	0	0	3	94	31.3	44	0					
Nov 30	@ Hou	L	p	0	0	-	0	0	1	8	8.0	8	0	0	0	0	-	0	0	0	0	-	0	0					
Dec 7	NYG	L	p	2	9	4.5	5	0	2	10	5.0	8	0	0	0	0	-	0	0	0	0	-	0	0					
Dec 14	NYJ	L	p	0	0	-	0	0	1	2	2.0	2	0	0	0	0	-	0	0	5	116	23.2	46	0					
Dec 18	@ Jax	L	p	4	11	2.8	11	0	7	62	8.9	25	1	4	2	27	6.8	10	0	1	12	12.0	12	0					
Dec 28	Ind	L	p	2	2	1.0	2	0	0	0	-	0	0	1	1	10	10.0	10	0	5	140	28.0	52	0					
Totals		2-14	16/0	13	57	4.4	16	0	22	159	7.2	25	2	7	4	47	6.7	10	0	31	738	23.8	52	0					



## LEON WASHINGTON'S NFL STATISTICS

### REGULAR SEASON

Year	Team	RUSHING							RECEIVING				
		GP	GS	No	Yds	Avg	Lg	TD	Att	Yds	Avg	Lg	TD
2006	N.Y. Jets	16	8	151	650	4.3	23	4	25	270	10.8	64	0
2007	N.Y. Jets	16	4	71	353	5.0	49	3	36	213	5.9	18	0
2008	N.Y. Jets	16	1	76	448	5.9	61t	6	47	355	7.6	40	2
2009	N.Y. Jets	7	0	72	331	4.6	33	0	15	131	8.7	33	0
2010	Seattle	16	0	27	103	3.7	21	1	9	79	8.8	28	0
2011	Seattle	16	1	53	248	4.7	48t	1	10	48	4.8	9	0
2012	Seattle	16	0	23	83	3.6	9	1	4	31	7.8	9	0
2013	NE/TEN	7	0	1	1	1.0	1	0	0	0	0.0	0	0
2014	Tennessee	16	0	13	57	4.4	16	0	22	159	7.2	25	2
NFL Totals		126	14	487	2,271	4.7	61t	16	168	1,286	7.7	64	4

### PUNT RETURNS

### KICKOFF RETURNS

Year	Team	No	FC	Yds	Avg	Lg	TD	No	Yds	Avg	Lg	TD
2006	N.Y. Jets	13	6	97	7.5	38	0	6	79	13.2	23	0
2007	N.Y. Jets	20	14	183	9.2	33	0	47	1,291	27.5	98t	3
2008	N.Y. Jets	29	9	303	10.4	37	0	48	1,231	25.6	94	1
2009	N.Y. Jets	2	1	16	8.0	12	0	16	385	24.1	43	0
2010	Seattle	22	8	249	11.3	84	0	57	1,461	25.6	101t	3
2011	Seattle	41	16	464	11.3	37	0	43	1,084	25.2	54	0
2012	Seattle	41	17	356	8.7	52	0	27	784	29.0	98t	1
2013	NE/TEN	6	9	78	13.0	33	0	17	500	29.4	95	0
2014	Tennessee	7	4	47	6.7	10	0	31	738	23.8	52	0
NFL Totals		181	84	1,793	9.9	84	0	292	7,553	25.9	101t	8

### POSTSEASON

Year	Team	RUSHING							RECEIVING				
		GP	GS	No	Yds	Avg	Lg	TD	Att	Yds	Avg	Lg	TD
2006	N.Y. Jets	1	1	11	50	4.5	19	0	4	25	6.3	12	0
2010	Seattle	2	1	1	9	9.0	9	0	1	10	10.0	10	0
2012	Seattle	2	0	0	0	-	0	0	0	0	-	0	0
NFL Totals		5	2	12	59	4.9	19	0	5	35	7.0	12	0

### PUNT RETURNS

### KICKOFF RETURNS

Year	Team	No	FC	Yds	Avg	Lg	TD	No	Yds	Avg	Lg	TD
2006	N.Y. Jets	1	0	7	7.0	7	0	0	0	-	0	0
2010	Seattle	1	2	12	12.0	12	0	9	222	24.7	62	0
2012	Seattle	4	1	43	10.8	15	0	3	83	27.7	37	0
NFL Totals		6	3	62	10.3	15	0	12	305	25.4	62	0

### Single-Game Highs

Rushing Attempts - 23 at Jacksonville (10/8/06)  
 Rushing Yards - 129 vs. Detroit (10/22/06)  
 Long Rush - 61t at Tennessee (11/23/08)  
 Rushing Touchdowns - 2 (Three times, last at Tennessee 11/23/08)  
 Receptions - 8 at Buffalo (9/30/07)  
 Receiving Yards - 125 at Miami (12/25/06)  
 Long Reception - 64 at Miami (12/25/06)  
 Receiving Touchdowns - 1 (Four times, last at Jacksonville 12/18/14)

Punt Returns - 7 at St. Louis (11/20/11)  
 Punt Return Yards - 92 vs. Carolina (12/5/10)  
 Punt Return Long - 84 vs. Carolina (12/5/10)  
 Kickoff Returns - 7 (Twice, last at Tampa Bay 12/26/10)  
 Kickoff Return Yards - 253 vs. San Diego (9/26/10)  
 Kickoff Return Long - 101t vs. San Diego (9/26/10)  
 Kickoff Return Touchdown - 2 vs. San Diego (9/26/10)

### Additional Statistics

Misc. Tackles - 2 (2006), 4 (2008), 2 (2011), 2 (2014)  
 Passing - 1 for 1 for 36 yards (2007); 0 for 0 for 0 yards, 1 sack for 7 yards (2010)  
 Fumble Recovery - 1 (2014)

# 85



## NATE WASHINGTON

WIDE RECEIVER • 6'1" • 183 lbs • COLLEGE: TIFFIN

ACQUIRED: UFA - 2009 (PIT) • NFL EXP. (NFL/TITANS): 10/6

HOMETOWN: TOLEDO, OHIO

GAMES PLAYED/GAMES STARTED: 145/92 (PLAYOFFS: 7/0)



2013, 2014

SUPER BOWLS



2005



2008

**PRO:** Nate Washington was signed by the Titans in the 2009 offseason to bolster the wide receiving corps and provide a deep threat for the aerial attack. From 2009 through 2013, no Titans player had more total receptions (267), receiving yards (3,944) and receiving touchdowns (26) than him. The 6-foot-1, 183-pounder enjoyed his greatest statistical success in 2011, when he posted career highs with 74 receptions for 1,023 yards and seven touchdowns. He is one of his generation's greatest success stories in the NFL. At the conclusion of 2013, the former undrafted free agent from Tiffin University ranked third among all active undrafted NFL players in career receiving yards, trailing only Wes Welker and Antonio Gates. He also has been remarkably durable, recording eight consecutive campaigns in which he played in all 16 games. At the conclusion of the 2013 campaign, his current streak of 128 consecutive games played ranked first in the NFL among wide receivers.

### CAREER HIGHLIGHTS:

- In 2013, Washington recorded season totals of 58 catches (third on team) for 919 yards (second on team) and three touchdowns (fourth on team). His reception and yardage totals were the second-best of his career through nine seasons.
- Washington was a member of two Super Bowl championship teams during his four-year stay in Pittsburgh. The Steelers hoisted the Lombardi Trophy in 2005 and 2008.
- Had recorded at least one reception in 85 consecutive games, including 71 straight contests as a member of the Titans before not recording a catch at St. Louis on Nov. 3, 2013. The 71-game streak is the fourth-longest in franchise history.
- In 2012, Washington led the team with 746 receiving yards, while tying for the team lead with four receiving touchdowns. He also finished second on the squad with 46 catches.
- Washington posted career numbers in 2011, when he led the team and ranked ninth in the AFC with a career-best 74 receptions. He also eclipsed the 1,000-yard receiving mark for the first time (1,023 yards) and set a career-high with seven receiving touchdowns. Washington was also clutch when it mattered most ranking second in the NFL and first in the AFC with 29 receptions on third down.
- In 2010, Washington tied for second on the Titans with 42 receptions for a then career-best 687 receiving yards, while also tying a career-high with six touchdown grabs. He also posted the first two 100-yard receiving games of his career.
- In 2009, Washington led the Titans with a then-career-high six receiving touchdowns and finished second on the team with a career-best 47 receptions and 569 receiving yards.
- In 2006, Washington led the AFC with a 17.8-yard per reception average and caught 35 passes for 624 yards with four touchdowns for the Steelers.

### TITANS TIDBITS:

- By signing with the Steelers as an undrafted free agent in 2005, Washington became the first Tiffin University player in the modern era to play in the NFL.
- Following his first Super Bowl victory in 2005, Washington received the key to city from his hometown, Toledo, Ohio and his college town of Tiffin, Ohio.
- Washington was a lifeguard at a community pool for three summers when he was in high school.
- Washington wasted no time meeting and greeting the Titans faithful as he took part in Titans Caravan XII in April 2009, visiting fans in Waynesboro,

Hohenwald, Lawrenceburg, Pulaski and Franklin. Washington's Caravan schedule also took him to Alabama with a huge group stop with Kerry Collins in Florence.

### CAREER TRANSACTIONS:

- The Toledo, Ohio., native was originally signed by the Pittsburgh Steelers as an undrafted free agent in 2005.
- Signed by the Titans as an unrestricted free agent on March 2, 2009.

### SEASON RECAPS:

**2014 (16/11 - Tennessee):** Played in all 16 games with 11 starts at wide receiver and ranked third on the team with 40 receptions and 647 receiving yards. Registered two receiving touchdowns. Ranks ninth in franchise history in career receptions (307) and eighth in career receiving yards (4,591). Led or tied for the team lead in receptions twice in 2014 (vs. HOU, vs. NYJ). Led the team in receiving yards three times in 2014 (vs. HOU, vs. PIT, vs. NYJ). Has posted nine career 100-yard receiving performances, including one in 2014 (vs. NYJ). Was voted a team captain for the 2014 season by his teammates. With a 20-yard at Indianapolis (9/28/14), moved past Chris Johnson (272 career receptions) for 10th place on the team's all-time receptions list. Became the ninth player to reach 4,000 receiving yards with the franchise with a 59-yard receiving performance at Kansas City (9/7/14). Surpassed 6,000 career receiving yards at Philadelphia (11/23/14). Hauled in his 400th career reception at Houston (11/30/14). Grabbed a career-long 80-yard touchdown receptions against Pittsburgh (11/17/14).

- At Kansas City (9/7), started at wide receiver and caught four passes for 59 yards. Kickstarted the first scoring drive with a 16-yard reception in the second quarter. Extended a Titans' scoring drive with a 12-yard grab on third-and-nine in the fourth quarter. On a 12-yard catch in the fourth quarter, he became the ninth player to reach 4,000 receiving yards with the franchise (4,003).
- Against Dallas (9/14), started at wide receiver and recorded one reception for one yard.
- At Cincinnati (9/21), started at wide receiver.
- At Indianapolis (9/28), started at wide receiver and caught one pass for 20 yards, moving past Chris Johnson (272 career receptions) for 10th place on the team's all-time receptions list.
- Against Cleveland (10/5), played as a reserve at wide receiver and posted four receptions for 57 yards. On a 17-yard reception in the first quarter, he passed Drew Bennett (273 career receptions) for ninth place on team's all-time reception list. On the same catch, Washington moved past Bennett (4,033 receiving yards) for eighth place on the club's all-time receiving yards list.
- Against Jacksonville (10/12), saw action as a reserve at wide receiver and snared two receptions for 23 yards. Kept the Titans' touchdown drive alive with a 17-yard catch on third-and-four in the second quarter.
- At Washington (10/19), started at wide receiver and posted one reception for nine yards.
- Against Houston (10/26), started at wide receiver and tied for the team lead with four catches for a team-best 68 receiving yards. Snared a 43-yard reception with a diving catch on the sideline in the fourth quarter.
- At Baltimore (11/9), played as a reserve at wide receiver and hauled in two receptions for 30 yards.
- Against Pittsburgh (11/17), started at wide receiver and hauled in a career-long 80-yard touchdown pass on a double move to give the Titans a 17-13 lead with 32 seconds remaining in the first half.
- At Philadelphia (11/23), played as a reserve at wide receiver and posted four receptions for 63 yards. Helped set up the Titans' lone field goal with

a 21-yard reception down to the Eagles' 18-yard line. The 21-yard catch put him over the 6,000-yard receiving mark for his career.

- At Houston (11/30), played as a reserve at wide receiver and caught five passes for 61 yards with a touchdown. Hauled in his 400th career reception with a diving 25-yard touchdown grab in the corner of the end zone late in the fourth quarter. It was his 40th career receiving touchdown and he became the 20th active player to reach the 400/40 plateau.
- Against N.Y. Giants (12/7), started at wide receiver and caught three passes for 56 yards. Hauled in a 30-yard reception in the fourth quarter.
- Against N.Y. Jets (12/14), started at wide receiver and led the team with six receptions and 102 receiving yards. On the first play of the game, caught a six-yard pass from Jake Locker and in doing so, became the ninth player to reach 300 receptions as a member of the Titans/Oilers franchise. Kept the Titans' first scoring drive alive with a 26-yard reception on third-and-eight in the first stanza. Kept the Titans' second scoring drive with an 11-yard reception on third-and-three in the third quarter.
- At Jacksonville (12/18), started at wide receiver and caught two passes for 18 yards.
- Against Indianapolis (12/28), started at wide receiver.

**2013 (16/15 - Tennessee):** Played in all 16 games for the eighth consecutive season and ranked third on the team with 58 receptions and finished second on the squad with 919 receiving yards. Hauled in three receiving touchdowns. Posted three 100-yard receiving performances (vs. SD, vs. NYJ, at JAX). Led the team in receptions three times (at PIT, vs. SD, at JAX). Led the team in receiving yards five times (at PIT, vs. SD, vs. NYJ, at IND, at JAX). Set a career-high with 131 receiving yards against San Diego (9/22/13). Reached the 5,000-yard receiving mark for his career with a career-long 77-yard touchdown catch against N.Y. Jets (9/29/13). Had recorded at least one reception in 85 consecutive games, including 71 straight contests as a member of the Titans before not recording a catch at St. Louis (11/3/13). Was voted a team captain for the 2013 season by his teammates.

- At Pittsburgh (9/8), led the team with four receptions and 46 receiving yards. Extended the Titans' second scoring drive with a 14-yard reception on third-and-13 in the third quarter.
- At Houston (9/15), grabbed three receptions for 50 yards. Kept the Titans' initial scoring drive alive with a 17-yard reception on third-and-six in the first quarter. Kickstarted the Titans' nine-play, 99-yard drive with a 31-yard reception down the sideline in the fourth quarter.
- Against San Diego (9/22), led the team with eight receptions for a career-high 131 yards. Hauled in a game-high 35-yard reception during the second quarter. Kept a Titans' fourth quarter scoring drive alive with a 17-yard catch on fourth-and-three.
- Against N.Y. Jets (9/29), hauled in four receptions for a team-best 105 yards and two touchdowns. Kept a Titans' scoring drive alive with an 18-yard catch on third-and-eight in the second quarter. Gave the Titans a 17-3 lead with a four-yard touchdown grab on third-and-goal in the second quarter. Extended the Titans' lead to 38-13 with a leaping career-long 77-yard catch-and-run reception with 7:06 remaining in the game.
- Against San Francisco (10/20), snared three receptions for 62 yards. Set up a field goal with a 42-yard reception in the third quarter.
- At St. Louis (11/3), was held without a reception, ending his streak of 85 consecutive NFL games with at least one catch. His 71-game streak with at least one reception as a member of the Titans was the fourth-longest streak in franchise history, trailing only Frank Wycheck, Ernest Givins and Drew Hill.
- Against Indianapolis (11/14), had two receptions for 53 yards. Set up the Titans' final touchdown with a 42-yard reception late in the fourth quarter.
- At Indianapolis (12/1), led the team with 81 receiving yards on five receptions. Fueled the Titans' first touchdown drive with a 31-yard reception down the right sideline in the first quarter.
- Against Arizona (12/15), grabbed seven receptions for 92 yards. Converted a third-and-four during the Titans' first touchdown drive of the fourth quarter with a seven-yard catch. Hauled in a 33-yard pass over the middle in overtime.
- At Jacksonville (12/22), led the team with six receptions and 117 receiving yards with a touchdown. Helped set up the Titans' first field goal with receptions of 26 and 25 yards on consecutive plays on the first drive. Extended the Titans' scoring drive in the second quarter with a 19-yard reception on third-and-seven. Kept the Titans' first touchdown drive alive with a 15-yard grab on third-and-three in the third stanza. Got open down the left sideline for a 30-yard game-winning touchdown catch early in the final quarter.
- Against Houston (12/29), hauled in two receptions for 39 yards. Hauled

in a 32-yard reception late in the first quarter.

**2012 (16/14 - Tennessee):** Played in all 16 games for the seventh consecutive season and led the team with 746 receiving yards, while tying for the team lead with four receiving touchdowns. Finished second on the squad with 46 catches. Led the team in receptions three times (at BUF, vs. IND, vs. NYJ). Led the team in receiving yards six times (vs. DET, at BUF, vs. IND, at JAX, vs. HST, vs. NYJ). Played in his 100th career regular season game against Detroit (9/23/12).

- Against New England (9/9), grabbed two receptions for 53 yards with a touchdown. Kept the first scoring drive alive with a leaping 24-yard grab down the left sideline in the opening stanza. Cut the Patriots lead to 21-10 with a 29-yard touchdown catch with 10:17 left to play in the third quarter.
- Against Detroit (9/23), started at wide receiver in his 100th career regular season game. Led the team with 112 receiving yards on three receptions and tied a career-high long with a 71-yard touchdown catch. Kickstarted the Titans' initial scoring drive with a 32-yard reception in the opening stanza. Gave the Titans a 34-27 lead with an acrobatic 71-yard touchdown catch where he grabbed the ball off the defenders back and raced to the end zone with 3:11 remaining in the fourth quarter.
- At Buffalo (10/21), started at wide receiver and led the team with six receptions and 43 receiving yards, including the game-winning touchdown. Helped kickstart the Titans' game-winning touchdown drive by hauling in a 19-yard reception on second-and-18 late in the fourth quarter. Gave the Titans a dramatic 35-34 lead with a 15-yard touchdown catch on fourth-and-nine with 1:03 remaining in the game.
- Against Indianapolis (10/28), started at wide receiver and led the team with five catches and 69 receiving yards. Kept the Titans' touchdown drive alive with five-yard catch on third-and-two in the second stanza. Hauled in a 29-yard reception in the third quarter.
- At Chicago (11/4), started at wide receiver and collected two receptions for 35 yards, including a touchdown. Hauled in a 30-yard touchdown pass with 11:25 left to play in the third quarter.
- Against Houston (12/2), started at wide receiver and led the team with 96 receiving yards on three receptions. Hauled in a 49-yard catch on third-and-three early in the fourth quarter. Snared a 28-yard reception on third-and-11 in the fourth quarter.
- Against N.Y. Jets (12/17), started at wide receiver and led the team with four receptions and 62 receiving yards. Hauled in a 30-yard reception over the middle during the Titans' initial drive.

**2011 (16/15 - Tennessee):** Played in all 16 games with 15 starts. Led the team and ranked ninth in the AFC with a career-high 74 receptions. Led the team and finished ninth in the AFC with a career-best 1,023 receiving yards. Ranked second in the NFL and first in the AFC with 29 receptions on third down. Led the team with a career-high seven receiving touchdowns. Reached the 1,000-yard receiving plateau for the first time in his career, becoming the first Titans player to reach the receiving mark since Drew Bennett and Derrick Mason each exceeded 1,000 yards in 2004. Has posted a reception in 62 consecutive games, including 48 straight with the Titans. Posted two 100-yard receiving performances (at ATL, vs. NO). Led or tied for the team lead in receptions seven times (at JAX, vs. DEN, at CLE, at ATL, at BUF, vs. NO, at HST). Led the team in receiving yards five times (vs. DEN, at PIT, at ATL, vs. NO, at HST). Hauled in a career-best nine catches at Atlanta (11/20/11). Recorded a career-best 130 receiving yards against New Orleans (12/11/11).

- Against Baltimore (9/18), started at wide receiver and tied a then career-best with seven receptions for 99 yards. Kickstarted a Titans' touchdown drive with a 42-yard bomb from Matt Hasselbeck on third-and-eight early in the third quarter. Extended a Titans' scoring drive with an eight-yard catch on third-and-six in the third quarter.
- Against Denver (9/25), started at wide receiver and led the team with a then career-best eight catches for 92 yards and a touchdown. Kept the Titans' initial scoring drive alive with a 16-yard reception on third-and-seven. On the next play, tied the score at 7-7 with a 14-yard touchdown grab with 11:37 left to play in the second quarter.
- Against Indianapolis (10/30), started at wide receiver and caught four passes for 34 yards and a touchdown. Took a lateral from Matt Hasselbeck and scored his first career rushing touchdown on a three-yard jaunt with 22 seconds remaining in the first half. Extended the Titans lead to 27-10 with a 14-yard touchdown catch in the fourth quarter.
- At Atlanta (11/20), played as a reserve at wide receiver and led the team with a career-best nine receptions, 115 receiving yards and two touchdowns. Cut the Falcons' lead to 23-10 with a 40-yard catch-and-run touchdown from Jake Locker on third-and-two late in the third quarter.



Made it a one possession game with a four-yard touchdown pass from Locker late in the fourth stanza.

- Against New Orleans (12/11), despite not practicing all week, started at wide receiver and led the team with six receptions and a career-high 130 receiving yards with a touchdown. Cut the Saints lead to 22-17 with a 40-yard touchdown catch over the middle from Jake Locker with 5:58 remaining in the fourth quarter. Grabbed a 40-yard pass down to the Saints' five-yard with less than a minute remaining in the game.
- At Indianapolis (12/18), started at wide receiver and caught seven passes for 62 yards with a touchdown. Hauled in a seven-yard touchdown pass from Jake Locker with 3:43 left to play in the game.
- At Houston (1/1), started at wide receiver and tied for the team lead with four receptions for a team-best 92 receiving yards and a touchdown. Extended the Titans' first scoring drive with an eight-yard catch on third-and-three late in the first quarter. Got open down the right sideline and hauled in a 55-yard reception in the third quarter. Gave the Titans a 23-16 lead with a leaping 23-yard touchdown reception with 4:31 remaining in the game.

**2010 (16/15 – Tennessee):** Appeared in all 16 games with 15 starts at wide receiver. Tied for second on the team with 42 receptions and finished second on the squad with a career-high 687 receiving yards. Ranked 10th in the NFL with 16.4 avg. yards per reception. Led the team in receiving yards four times in 2010 (vs. OAK, vs. DEN, at SD, vs. WAS). Led or tied for the team lead in receptions three times in 2010 (at NYG, vs. DEN, vs. WAS). Registered a career-high 117 receiving yards at San Diego (10/31/10) and against Washington (11/21/10).

- Against Oakland (9/12), led the team with 88 receiving yards on three catches, including a touchdown. Gave the Titans an early 7-3 lead with a 56-yard touchdown catch with 4:39 remaining in the first quarter.
- Against Pittsburgh (9/19), caught four passes for 34 yards and a touchdown. Kickstarted the Titans' touchdown drive with a 20-yard reception in the fourth quarter. Got open in the right corner of the end zone for a two-yard touchdown pass with 58 seconds remaining in the fourth quarter.
- At Dallas (10/10), gave the Titans an early 7-0 lead with an acrobatic 24-yard touchdown reception over two defenders in the first quarter.
- At San Diego (10/31), notched his first career 100-yard receiving game with four catches for 117 receiving yards and a touchdown. In the fourth quarter, caught a 71-yard touchdown pass from Vince Young, setting a new career long.
- At Miami (11/14), caught three passes for 26 yards with a touchdown. Cut the Dolphins' lead to 20-17 with a 14-yard touchdown reception in the corner of the end zone with 1:13 remaining in the third stanza.
- Against Washington (11/21), led the team with five receptions for 117 receiving yards. Extended a Titans' scoring drive by converting a pair of third downs with a 14-yard grab and a eight-yard catch in the second quarter. Adjusted his route and hauled in a 37-yard reception in the third quarter. Set up a Rob Bironas field goal by hauling in a 52-yard pass from Rusty Smith in the fourth quarter.
- Against Houston (12/19), grabbed two receptions for 20 yards and a touchdown. Gave the Titans an early 7-0 lead with three-yard touchdown reception in the first quarter.

**2009 (16/15 - Tennessee):** In his first season with the Titans appeared in all 16 games with 15 starts and led the team with a career-high six receiving touchdowns. Finished second on the team with a career-best 47 receptions and 569 receiving yards. Set a career-high with seven receptions at Jacksonville (10/4/09). Led or tied for the team lead in receptions three times in 2009 (at NE, vs. SD, at SEA) and led the team in receiving yards twice (vs. SD, at SEA).

- Against Houston (9/20), collected four receptions for 36 yards and a touchdown. Collected his first touchdown reception with the Titans on an eight-yard pass from Kerry Collins in the corner of the end zone, giving the Titans a 21-7 lead with 12:00 remaining in the second quarter.
- At Jacksonville (10/4), tied for the team lead with a career-high seven receptions for 66 yards and a touchdown. Hauled in a 14-yard touchdown pass with 19 seconds remaining in the third quarter.
- Against Jacksonville (11/1), snared two receptions for 22 yards with a touchdown in the Titans' 30-13 victory. Gave the Titans a 10-0 lead with a six-yard touchdown reception in the corner of the end zone with 9:19 remaining in the second quarter.
- Against Buffalo (11/15), snared two receptions for 33 yards and a touchdown in the Titans' 41-17 win. Gave the Titans a 14-7 lead with a

14-yard touchdown catch with 46 seconds remaining in the first stanza.

- At Seattle (1/3), led the team with six receptions and 83 receiving yards in the Titans' season-ending 17-13 victory. Hauled in a 29-yard reception along the right sideline down to the Seattle two-yard line in the fourth quarter.

**2008 (16/1, 3/0 - Pittsburgh):** Appeared in all 16 games with one start and collected career-highs with 40 receptions and 631 receiving yards, while also scoring three touchdowns. Saw action as a reserve in all three postseason contests and notched seven catches for 62 yards.

- At Philadelphia (9/21), led the team with five receptions for 51 yards (10.2 avg.).
- At Jacksonville (10/5), established a career-high with six catches for 94 yards (15.7 avg.). Scored his first touchdown of the season on a 48-yard touchdown reception from Ben Roethlisberger in the second quarter.
- At Cincinnati (10/19), caught two passes for 57 yards (28.5 avg.) with a then-career-long 50-yard touchdown reception in the fourth quarter. Rushed one time for six yards, picking up a key first down on the Steelers opening scoring drive.
- Against N.Y. Giants (10/26), made his sixth career start at wide receiver and his only reception was a career-long 65-yard touchdown grab in the third quarter. Marked the third consecutive game he caught a touchdown, the longest such streak of his career.
- At Washington (11/3), caught two passes for 59 yards (29.5 avg.) with a long of 50 yards.
- Against Dallas (12/7), collected a team-high four catches for 58 yards (14.5 avg.). Caught three passes for 41 yards (13.7 avg.) on the game-tying touchdown drive in the fourth quarter.
- At Baltimore (12/14), caught five passes for 76 yards (15.2 avg.). Made three catches for 49 yards (16.3 avg.) on the game-winning touchdown drive in the fourth quarter.
- Against San Diego (1/11), grabbed three passes for 30 yards (10.0 avg.) with a long of 18 yards.
- Against Arizona (2/1), played in his seventh consecutive postseason game in the Super Bowl XLIII and caught one pass for 11 yards.

**2007 (16/4, 1/0 - Pittsburgh):** Played in all 16 games, starting four of them, and notched 29 receptions for 450 yards (15.5 avg.) and a career-high five touchdowns. Tied a then career-high with four receptions for 56 yards (14.0 avg.) in Week 10 against Cleveland. Set a career-high with two touchdown receptions in Week 9 win over Baltimore, then matched that in Week 16 win over St. Louis. Had one reception for eight yards in the playoff loss to Jacksonville.

- Against Baltimore (11/5), finished with three catches for 51 yards (17.0 avg.) with two touchdowns. Grabbed a 30-yard touchdown reception early in the second quarter to put Pittsburgh ahead 21-0. Caught a seven-yard touchdown late in the second quarter for his first multi-touchdown game of his career.
- At St. Louis (12/20), notched two catches for 50 yards (25.0 avg.), including a long of 33 yards. Both of his receptions went for touchdowns and it marked his second multi-touchdown game of the season and of his career.
- At Baltimore (12/30), made his sixth career start at wide receiver and led the team with five catches for 68 yards (13.6 avg.), including a 24-yard long.

**2006 (16/2 - Pittsburgh):** Played in all 16 games, making his first two career starts and finished with 35 catches for 624 yards (17.8 avg.) with four touchdowns. Also rushed three times for eight yards.

- Against Miami (9/7), registered his first career regular-season catch and touchdown when he pulled down a 27-yard pass from Charlie Batch to give the Steelers an early 7-0 lead. Finished the contest with two catches for 32 yards (16.0 avg.) and one rush for eight yards.
- Against Kansas City (10/15), caught three passes for 68 yards (22.7 avg.), including a 47-yard touchdown reception.
- At Atlanta (10/22), caught three passes for 76 yards and a game-high 25.3 average. Grabbed a 10-yard touchdown in the second quarter to give the Steelers a 24-21 lead. Collected a long catch of 49 yards.
- Against Tampa Bay (12/3), started his first career game in place of the injured Hines Ward and caught three passes for a then career-high 78 yards (26.0 avg.) and a game-long of 36.

**2005 (1/0, 3/0 - Pittsburgh):** Made the team as an undrafted free agent out



of training camp. Was inactive for the season opener against Tennessee (9/11) and was then released by team on Sept. 13 and signed to Steelers' practice squad on Sept. 14. Signed to the active roster prior to the game against New England (9/25) and spent the remainder of the season on the 53-man roster. Appeared in one regular season contest against Jacksonville (10/16), was inactive for 13 games and did not play against New England (9/25). Made his first NFL catch, a 13-yard grab, for a crucial third-down conversion against Denver in the AFC Championship Game.

- Against Jacksonville (10/16), played in the first game of his career but did not catch a pass.
- At Indianapolis (1/15), played in first postseason game on special teams in the AFC Divisional playoff.
- At Denver (1/22), saw action at wide receiver and caught the first pass of his career for 13 yards and a crucial third-down conversion in the AFC Championship Game.
- Against Seattle (2/5), played on special teams and as a reserve wide receiver but did not catch a pass in Super Bowl XL.

#### COLLEGE:

- Holds eight individual Tiffin receiving records, including records for receptions in a game (13), yards in a game (299), receptions in a season (70), yards in a season (1,428), touchdowns in a season (16), receptions in a career (212), yards in a career (4,214), and touchdown receptions (47).
- As a senior, finished the season with 1,428 yards receiving on 69 receptions over 11 games. Averaged 129.8 yards receiving and 6.3 receptions per game.
- In 2004, was named a Don Hansen's Football Gazette Honorable

Mention All-American, D2Football.com Second Team All-American, Dopke.com Second Team All-American, Independent Football Alliance Offensive Player of the Year and Independent Football Alliance First Team player.

- In his final collegiate season, recorded 299 yards receiving with three touchdowns in 50-39 loss to Gannon, 124 yards receiving with three touchdowns in 49-3 win over Butler, 115 yards receiving with three touchdowns in 59-21 win over Alma College, 197 yards receiving with two touchdowns in close loss to Nebraska Omaha and 176 yards receiving with three touchdowns in 56-14 win over Ohio Dominican.
- In 2003, was selected Dopke.com Division II Second Team All-American and Independent Football Alliance First Team player.
- As a sophomore, was named D2Football.com Honorable Mention All-Northeast Division player and Independent Football Alliance First Team honoree.
- Majored in Information Systems at Tiffin University.

#### PERSONAL:

- Has a daughter, Niyla Monae.
- Attended Scott High School in Toledo, Ohio and was first team All-City, first team All-District, and Honorable Mention All-State as a senior.
- List of favorites: (movie) "Harlem Nights"; (TV show) "Martin"; (actor/actress) Denzel Washington, Sanaa Lathan; (music artist) Jay-Z; (food) chicken; (vacation spot) Puerto Rico; (school subject) science; (car) Ferrari; (video game) Gears of War 2; (sports hero) Michael Jordan; and (book) "Autobiography of Malcolm X."
- Born Nate Washington on Aug. 28, 1983 in Toledo, Ohio.

## NATE WASHINGTON'S GAME-BY-GAME

### 2005 Pittsburgh Steelers

Date	Opp.	W/L	P/S	No	Yds	Avg	Lg	TD
Sept 11	Ten	W	IA					
Sept 18	@ Hou	W						
Sept 25	NE	L	DNP					
Oct 10	@ SD	W	IA					
Oct 16	Jax	L	p	0	0	0.0	0	0
<b>Totals</b>		<b>11-5</b>	<b>1/0</b>	<b>0</b>	<b>0</b>	<b>0.0</b>	<b>0</b>	<b>0</b>
<b>Playoffs</b>								
Jan 8	@ Cin	W	IA					
Jan 15	@ Ind	W	p	0	0	0.0	0	0
Jan 23	@ Den	W	p	1	13	13.0	13	0
Feb 5	vs. Sea	W	p	0	0	0.0	0	0
<b>Totals</b>		<b>4-0</b>	<b>3/0</b>	<b>1</b>	<b>13</b>	<b>13.0</b>	<b>13</b>	<b>0</b>

\* Was inactive for final 11 games from Oct. 23 - Jan. 1

### 2006 Pittsburgh Steelers

Date	Opp.	W/L	P/S	No	Yds	Avg	Lg	TD
Sept 7	Mia	W	p	2	32	16.0	27t	1
Sept 18	@ Jax	L	p	3	32	10.7	16	0
Sept 24	Cin	L	p	1	8	8.0	8	0
Oct 8	@ SD	L	p	3	45	15.0	22	0
Oct 15	KC	W	p	3	68	22.7	47t	1
Oct 22	@ Atl	L	p	3	76	25.3	49	1
Oct 29	@ Oak	L	p	1	49	49.0	49	0
Nov 5	Den	L	p	3	24	8.0	17	0
Npv 12	NO	W	p	2	28	14.0	22	0
Nov 19	@ Cle	W	p	2	24	12.0	13	0
Nov 26	@ Bal	L	p	4	49	12.3	27	0
Dec 3	TB	W	p	3	78	26.0	36	0
Dec 7	Cle	W	S	2	67	33.5	49t	1
Dec 17	@ Car	W	p	1	14	14.0	14	0
Dec 24	Bal	L	p	1	9	9.0	9	0
Dec 31	@ Cin	W	p	1	21	21.0	21	0
<b>Totals</b>		<b>8-8</b>	<b>16/1</b>	<b>35</b>	<b>624</b>	<b>17.8</b>	<b>49t</b>	<b>4</b>

### 2007 Pittsburgh Steelers

Date	Opp.	W/L	P/S	No	Yds	Avg	Lg	TD
Sept 9	@ Cle	W	p	0	0	0.0	0	0
Sept 16	Buf	W	p	3	60	20.0	30	0
Sept 23	SF	W	p	0	0	0.0	0	0
Sept 30	@ Arz	L	p	2	18	9.0	9	0
Oct 7	Sea	W	S	3	26	8.7	14	0
Oct 21	@ Den	L	p	1	40	40.0	40	0
Oct 28	@ Cin	W	p	0	0	0.0	0	0
Nov 5	Bal	W	p	3	51	17.0	30	2
Nov 11	Cle	W	p	4	56	14.0	17	0
Nov 18	@ NYJ	L	p	0	0	0.0	0	0
Nov 26	Mia	W	S	1	6	6.0	6	0
Dec 2	Cin	W	S	2	16	8.0	11	0
Dec 9	@ NE	L	p	2	29	14.5	21	0
Dec 16	Jax	L	p	1	30	30.0	30	0
Dec 20	@ Stl	W	p	2	50	25.0	33	2
Dec 30	@ Bal	L	S	5	68	13.6	24	0
<b>Totals</b>		<b>10-6</b>	<b>16/4</b>	<b>29</b>	<b>450</b>	<b>15.5</b>	<b>40</b>	<b>5</b>
<b>Playoffs</b>								
Jan 5	Jax	L	p	1	8	8.0	8	0
<b>Totals</b>		<b>0-1</b>	<b>1/0</b>	<b>1</b>	<b>8</b>	<b>8.0</b>	<b>8</b>	<b>0</b>

### 2008 Pittsburgh Steelers

Date	Opp.	W/L	P/S	No	Yds	Avg	Lg	TD
Sept 7	Hou	W	p	0	0	0.0	0	0
Sept 14	@ Cle	W	p	0	0	0.0	0	0
Sept 21	@ Phi	L	p	5	51	10.2	16	0
Sept 29	Bal	W	p	2	23	11.5	12	0
Oct 5	@ Jax	W	p	6	94	15.7	48	1
Oct 19	@ Cin	W	p	2	57	28.5	50t	1
Oct 26	NYG	L	S	1	65	65.0	65t	1
Nov 3	@ Wash	W	p	2	59	29.5	50	0
Nov 9	Ind	L	p	3	30	10.0	16	0

# NATE WASHINGTON'S GAME-BY-GAME

Nov 16		SD	W	p	2	14	7.0	7	0
Nov 20		Cin	W	p	1	12	12.0	12	0
Nov 30	@	NE	W	p	3	41	13.7	16	0
Dec 7		Dal	W	p	4	58	14.5	21	0
Dec 14	@	Bal	W	p	5	76	15.2	24	0
Dec 21	@	Ten	L	p	3	38	12.7	20	0
Dec 28		Cle	W	p	1	13	13.0	13	0
<b>Totals</b>			<b>12-4</b>	<b>16/1</b>	<b>40</b>	<b>631</b>	<b>15.8</b>	<b>65t</b>	<b>3</b>
<b>Playoffs</b>									
Jan 11		SD	W	p	3	30	10.0	18	0
Jan 18		Bal	W	p	3	21	7.0	8	0
Feb 1	vs.	Ari	W	p	1	11	11.0	11	0
<b>Totals</b>			<b>3-0</b>	<b>3/0</b>	<b>7</b>	<b>62</b>	<b>8.9</b>	<b>18</b>	<b>0</b>

2009 Tennessee Titans					RECEIVING				
Date	Opp.	W/L	P/S	No	Yds	Avg	Lg	TD	
Sept 10	@ Pit	L	p	1	8	8.0	8	0	
Sept 20	Hou	L	S	4	36	9.0	12	1	
Sept 27	@ NYJ	L	S	2	25	12.5	16	1	
Oct 4	@ Jax	L	S	7	66	9.4	15	1	
Oct 11	Ind	L	S	3	37	12.3	23	0	
Oct 18	@ NE	L	S	1	-22	-22.0	-22	0	
Nov 1	Jax	W	S	2	22	11.0	16	1	
Nov 8	@ SF	W	S	3	30	10.0	18	0	
Nov 15	Buf	W	S	2	33	16.5	19	1	
Nov 23	@ Hou	W	S	1	14	14.0	14	0	
Nov 29	Ari	W	S	3	68	22.7	35	0	
Dec 6	@ Ind	L	S	4	44	11.0	17	0	
Dec 13	StL	W	S	3	54	18.0	32	0	
Dec 20	Mia	W	S	1	32	32.0	32t	1	
Dec 25	SD	L	S	4	39	9.8	12	0	
Jan 3	@ Sea	W	S	6	83	13.8	29	0	
<b>Totals</b>		<b>8-8</b>	<b>16/15</b>	<b>47</b>	<b>569</b>	<b>12.1</b>	<b>35</b>	<b>6</b>	

2010 Tennessee Titans					RECEIVING				
Date	Opp.	W/L	P/S	No	Yds	Avg	Lg	TD	
Sept 12	Oak	W	S	3	88	29.3	56t	1	
Sept 19	Pit	L	S	4	34	8.5	20	1	
Sept 26	@ NYG	W	S	3	30	10.0	17	0	
Oct 3	Den	L	S	4	42	10.5	19	0	
Oct 10	@ Dal	W	S	1	24	24.0	24t	1	
Oct 18	@ Jax	W	S	1	9	9.0	9	0	
Oct 24	Phi	W	S	1	7	7.0	7	0	
Oct 31	@ SD	L	S	4	117	29.3	71t	1	
Nov 14	@ Mia	L	S	3	26	8.7	14t	1	
Nov 21	Was	L	S	5	117	23.4	52	0	
Nov 28	@ Hou	L	S	1	10	10.0	10	0	
Dec 5	Jax	L	S	3	40	13.3	21	0	
Dec 9	Ind	L	p	3	48	16.0	21	0	
Dec 19	Hou	W	S	2	20	10.0	17	1	
Dec 26	@ KC	L	S	3	37	12.3	13	0	
Jan 2	@ Ind	L	S	1	38	38.0	38	0	
<b>Totals</b>		<b>6-10</b>	<b>16/15</b>	<b>42</b>	<b>687</b>	<b>16.4</b>	<b>71t</b>	<b>6</b>	

2011 Tennessee Titans					RECEIVING				
Date	Opp.	W/L	P/S	No	Yds	Avg	Lg	TD	
Sept 11	@ Jax	L	S	6	67	11.2	30	0	
Sept 18	Bal	W	S	7	99	14.1	42	0	
Sept 25	Den	W	S	8	92	11.5	22	1	
Oct 2	@ Cle	W	S	2	62	31.0	57	0	
Oct 9	@ Pit	L	S	5	69	13.8	25	0	
Oct 23	Hou	L	S	1	10	10.0	10	0	
Oct 30	Ind	W	S	4	34	8.5	14t	1	
Nov 6	Cin	L	S	3	28	9.3	13	0	
Nov 13	@ Car	W	S	3	40	13.3	15	0	
Nov 20	@ Atl	L	p	9	115	12.8	40t	2	
Nov 27	TB	W	S	1	12	12.0	12	0	
Dec 4	@ Buf	W	S	4	40	10.0	12	0	
Dec 11	NO	L	S	6	130	21.7	40t	1	
Dec 18	@ Ind	L	S	7	62	8.9	15	1	
Dec 24	Jax	W	S	4	71	17.8	26	0	

Jan 1	@	Hou	W	S	4	92	23.0	55	1
<b>Totals</b>			<b>9-7</b>	<b>16/15</b>	<b>74</b>	<b>1023</b>	<b>13.8</b>	<b>57</b>	<b>7</b>

2012 Tennessee Titans					RECEIVING				
Date	Opp.	W/L	P/S	No	Yds	Avg	Lg	TD	
Sept 9	NE	L	p	2	53	26.5	29t	1	
Sept 16	@ SD	L	p	2	20	10.0	16	0	
Sept 23	Det	W	S	3	112	37.3	71t	1	
Sept 30	@ Hou	L	S	3	43	14.3	25	0	
Oct 7	@ Min	L	S	4	46	11.5	17	0	
Oct 11	Pit	W	S	3	57	19.0	25	0	
Oct 21	@ Buf	W	S	6	43	7.2	17	1	
Oct 28	Ind	L	S	5	69	13.8	29	0	
Nov 4	Chi	L	S	2	35	17.5	30t	1	
Nov 11	@ Mia	W	S	1	5	5.0	5	0	
Nov 25	@ Jax	L	S	4	54	13.5	21	0	
Dec 2	Hou	L	S	3	96	32.0	49	0	
Dec 9	@ Ind	L	S	1	15	15.0	15	0	
Dec 17	NYJ	W	S	4	62	15.5	30	0	
Dec 23	@ GB	L	S	2	15	7.5	8	0	
Dec 30	Jax	W	S	1	21	21.0	21	0	
<b>Totals</b>		<b>6-10</b>	<b>16/14</b>	<b>46</b>	<b>746</b>	<b>16.2</b>	<b>71t</b>	<b>4</b>	

2013 Tennessee Titans					RECEIVING				
Date	Opp.	W/L	P/S	No	Yds	Avg	Lg	TD	
Sept 8	@ Pit	W	S	4	46	11.5	14	0	
Sept 15	@ Hou	L	S	3	50	16.7	31	0	
Sept 22	SD	W	S	8	131	16.4	35	0	
Sept 29	NYJ	W	S	4	105	26.3	77t	2	
Oct 6	KC	L	S	3	30	10.0	13	0	
Oct 13	@ Sea	L	p	1	15	15.0	15	0	
Oct 20	SF	L	S	3	62	20.7	42	0	
Nov 3	@ StL	W	S	0	0	-	0	0	
Nov 10	Jax	L	S	3	29	9.7	15	0	
Nov 14	Ind	L	S	2	53	26.5	42	0	
Nov 24	@ Oak	W	S	5	45	9.0	16	0	
Dec 1	@ Ind	L	S	5	81	16.2	31	0	
Dec 8	@ Den	L	S	2	24	12.0	16	0	
Dec 15	Ari	L	S	7	92	13.1	33	0	
Dec 22	@ Jax	W	S	6	117	19.5	30t	1	
Dec 29	Hou	W	S	2	39	19.5	32	0	
<b>Totals</b>		<b>7-9</b>	<b>16/15</b>	<b>58</b>	<b>919</b>	<b>15.8</b>	<b>77t</b>	<b>3</b>	

2014 Tennessee Titans					RECEIVING				
Date	Opp.	W/L	P/S	No	Yds	Avg	Lg	TD	
Sept 7	@ KC	W	S	4	59	14.8	19	0	
Sept 14	Dal	L	S	1	1	1.0	1	0	
Sept 21	@ Cin	L	S	0	0	-	0	0	
Sept 28	@ Ind	L	S	1	20	20.0	20	0	
Oct 5	Cle	L	p	4	57	14.3	20	0	
Oct 12	Jax	W	p	2	23	11.5	17	0	
Oct 19	@ Was	L	S	1	9	9.0	9	0	
Oct 26	Hou	L	S	4	68	17.0	43	0	
Nov 9	@ Bal	L	p	2	30	15.0	17	0	
Nov 17	Pit	L	S	1	80	80.0	80t	1	
Nov 23	@ Phi	L	p	4	63	15.8	22	0	
Nov 30	@ Hou	L	p	5	61	12.2	25t	1	
Dec 7	NYG	L	S	3	56	18.7	30	0	
Dec 14	NYJ	L	S	6	102	17.0	26	0	
Dec 18	@ Jax	L	S	2	18	9.0	9	0	
Dec 28	Ind	L	S	0	0	-	0	0	
<b>Totals</b>		<b>2-14</b>	<b>16/11</b>	<b>40</b>	<b>647</b>	<b>16.2</b>	<b>80t</b>	<b>2</b>	

## NATE WASHINGTON'S NFL STATISTICS

### REGULAR SEASON

		RECEIVING							RUSHING				
Year	Team	GP	GS	No	Yds	Avg	Lg	TD	Att	Yds	Avg	Lg	TD
2005	Pittsburgh	1	0	0	0	-	-	0	0	0	-	-	0
2006	Pittsburgh	16	2	35	624	17.8	49t	4	3	8	2.7	8	0
2007	Pittsburgh	16	4	29	450	15.5	40	5	1	0	0.0	0	0
2008	Pittsburgh	16	1	40	631	15.8	65t	3	5	18	3.6	8	0
2009	Tennessee	16	15	47	569	12.1	35	6	2	15	7.5	14	0
2010	Tennessee	16	15	42	687	16.4	71t	6	1	-8	-8	-8	0
2011	Tennessee	16	15	74	1,023	13.8	57	7	2	5	2.5	3t	1
2012	Tennessee	16	14	46	746	16.2	71t	4	0	0	-	0	0
2013	Tennessee	16	15	58	919	15.8	77t	3	0	0	-	0	0
2014	Tennessee	16	11	40	647	16.2	80t	2	0	0	-	0	0
<b>NFL Totals</b>		<b>145</b>	<b>92</b>	<b>411</b>	<b>6,296</b>	<b>15.3</b>	<b>80t</b>	<b>40</b>	<b>14</b>	<b>38</b>	<b>2.7</b>	<b>14</b>	<b>1</b>

### PLAYOFFS

		RECEIVING							RUSHING				
Year	Team	GP	GS	No	Yds	Avg	Lg	TD	Att	Yds	Avg	Lg	TD
2005	Pittsburgh	3	0	1	13	13.0	13	0	0	0	-	-	0
2007	Pittsburgh	1	0	1	8	8.0	8	0	0	0	-	-	0
2008	Pittsburgh	3	0	7	62	8.9	18	0	1	1	1.0	1	0
<b>Playoff Totals</b>		<b>7</b>	<b>0</b>	<b>9</b>	<b>83</b>	<b>9.2</b>	<b>18</b>	<b>0</b>	<b>1</b>	<b>1</b>	<b>1.0</b>	<b>1</b>	<b>0</b>

#### Single-Game Highs

Receptions - 9 at Atlanta (11/20/11)  
 Receiving Yards - 131 vs. San Diego (9/22/13)  
 Long Reception - **80t vs. Pittsburgh (11/17/14)**  
 Touchdown Receptions - 2 (Four times, last vs. N.Y. Jets 9/29/13)  
 Rushing Attempts - 1 (14 times, last at Carolina 11/13/11)  
 Rushing Yards - 8 (Twice, last vs. Baltimore 9/29/08)  
 Long Rush - 14 vs. Houston (9/20/09)  
 Rushing Touchdown - 1 vs. Indianapolis (10/30/11)

#### Playoff Single-Game Highs

Receptions - 3 (Twice, last vs. Baltimore 1/18/09)  
 Receiving Yards - 30 vs. San Diego (1/11/09)  
 Long Reception - 18 vs. San Diego (1/11/09)  
 Rushing Attempts - 1 vs. Baltimore (1/18/09)  
 Rushing Yards - 1 vs. Baltimore (1/18/09)

#### Additional Statistics

Tackles - 3 (2007), 2 (2009), 3 (2010), 1 (2011), 2 (2012), 5 (2013), 1 (2014)  
 Forced Fumbles - 1 (2007)

# 12



## CHARLIE WHITEHURST

QUARTERBACK • 6'5" • 226 lbs • COLLEGE: CLEMSON

ACQUIRED: UNRESTRICTED FREE AGENT (SD)

NFL EXP. (NFL/TITANS): 9/1 • HOMETOWN: DULUTH, GA.

GAMES PLAYED/GAMES STARTED: 20/9 (PLAYOFFS: 0/0)



**PRO:** The Titans signed unrestricted free agent signal caller Charlie Whitehurst early in the 2014 offseason to provide experience at the backup quarterback spot. The 6-foot-5-inch, 226-pounder is well-versed in Coach Ken Whisenhunt's offensive system, having served as the San Diego Chargers backup quarterback under his direction during the 2013 campaign. The Clemson product arrives in Tennessee after six total seasons with the Chargers (2006-09, 2012-13) and two campaigns with the Seattle Seahawks (2010-11).

### CAREER HIGHLIGHTS:

- In his first eight seasons in the NFL, Whitehurst appeared in 13 games with four starts and completed 84 of 155 passes for 805 yards with three touchdowns and four interceptions.
- Started the 2010 regular-season finale for Seattle and led Seahawks to NFC West-clinching 16-6 win by completing 22 of 36 passes for 192 yards and a touchdown.

### TITANS TIDBITS:

- Whitehurst's dad, David, played quarterback for the Green Bay Packers from 1977-83 and the Kansas City Chiefs in 1984. When the Chargers played at Lambeau Field in 2007, the Packers were hosting the team's annual alumni weekend and the entire Whitehurst family made the trip to Northern Wisconsin to take part in the festivities and watch the Chargers play.

### CAREER TRANSACTIONS:

- The Duluth, Ga., native was originally selected by the San Diego Chargers in the third round (81st overall) in the 2006 NFL Draft.
- Traded by the Chargers to the Seattle Seahawks in exchange for a 2011 third-round draft pick, and the two teams switched second-round picks in the 2010 NFL Draft.
- Signed by the Chargers as an unrestricted free agent on March 16, 2012.
- Signed by the Titans as an unrestricted free agent on March 14, 2014.

### SEASON RECAPS:

**2014 (7/5 - Tennessee):** Played in seven games with five starts at quarterback and registered career-highs with 105 completions, 185 pass attempts, 1,326 passing yards, seven touchdowns and a 87.4 passer rating. Rushed 20 times for 90 yards. Was inactive for five games and did not play in four contests. Posted a career-best 287 passing yards at Jacksonville (12/18/14). Registered a career-high two touchdown passes against Cleveland (10/5/14). Led the team in rushing yards once in 2014 (at IND).

- At Kansas City (9/7), dressed but did not play as the backup quarterback.
- Against Dallas (9/14), did not play as the backup quarterback.
- At Cincinnati (9/21), did not see action as the backup quarterback.
- At Indianapolis (9/28), made his first start at quarterback since the 2011 season and completed 12 of 23 passes for 177 yards with a touchdown and an interception. Led the team with 40 rushing yards on five rushes. Scrambled for a career-high 23 yards late in the first quarter. Kickstarted the Titans' first scoring drive with a 31-yard pass to Delanie Walker in the second quarter. Cut the Colts lead to 20-10 with a seven-yard touchdown pass to Walker in the back of the end zone with 17 seconds left to play in the first half.
- Against Cleveland (10/5), entered the game late in the second quarter and completed 13 of 21 passes for a then career-high 194 yards with two touchdowns for a 123.9 passer rating. Gave the Titans a 21-3 advantage with an 11-yard touchdown pass to Kendall Wright with 3:43 left to play in

the first half. Found Justin Hunter deep on a double move for a career-long 75-yard touchdown pass with 2:44 remaining to play in the first half.

- Against Jacksonville (10/12), made his second start of the season at quarterback and connected on 17 of 28 passes for a career-best 233 yards. Extended the Titans' first scoring drive with an 18-yard toss to Delanie Walker on third-and-one in the first stanza. Kickstarted the Titans' touchdown drive with a 37-yard connection to Walker in the second quarter. Kept the Titans' touchdown drive alive with a 17-yard pass to Nate Washington on third-and-four in the second quarter. Set up the Titans' only touchdown with a 22-yard toss to Justin Hunter to the Jaguars' one-yard line in the second quarter. Extended the Titans' final scoring drive with a 17-yard pass to Hunter on third-and-two late in the third quarter.
- At Washington (10/19), started at quarterback and completed 17 of 26 passes for 160 yards with two touchdowns and an interception for a 91.8 passer rating. Gave the Titans a 10-6 lead with a 14-yard touchdown pass to Kendall Wright with 1:04 left to play in the first half. Gave the Titans a 17-16 lead with a 38-yard touchdown pass to Derek Hagan on play action with 7:41 remaining in the fourth quarter.
- Against Houston (10/26), was inactive.
- At Baltimore (11/9), was inactive.
- Against Pittsburgh (11/17), was inactive.
- At Philadelphia (11/23), was inactive.
- At Houston (11/30), was inactive.
- Against N.Y. Giants (12/7), dressed but did not play.
- Against N.Y. Jets (12/14), entered as a reserve in the second quarter after Jake Locker left the game with an injury. Completed 10 of 24 passes for 203 yards. Rushed twice for nine yards. Kept the Titans' second scoring drive alive with a 10-yard scramble on third-and-three in the third quarter. Converted a pair of third downs during the Titans' second scoring drive with a 14-yard toss to Kris Durham on third-and-13 and a 11-yard pass to Nate Washington on third-and-three.
- At Jacksonville (12/18), started at quarterback and completed 24 of 35 passes for a career-high 287 yards with a touchdown for a passer rating of 102.9. Rushed three times for 12 yards. Kept the Titans' touchdown drive alive with a pair of third-down conversions: an 11-yard connection to Leon Washington on third-and-three and a 14-yard pass to Kendall Wright on third-and-four. Gave the Titans an early 7-0 lead with a eight-yard touchdown pass to Washington on third-and-goal with 7:23 left to play in the first quarter. Extended the Titans' second scoring drive with a six-yard pass to Washington on third-and-three in the second quarter. Kickstarted the Titans' final scoring drive with a 39-yard pass to Kendall Wright down the left sideline in the fourth quarter.
- Against Indianapolis (12/28), started at quarterback and completed 12 of 28 passes for 72 yards with a touchdown. Rushed four times for 19 yards. Extended the Titans' touchdown drive with a three-yard scramble on third-and-one in the second quarter. Got the Titans on the scoreboard with a six-yard touchdown strike to Kendall Wright on third-and-six with 5:07 remaining in the second quarter.

**2013 (2/0, 0/0 - San Diego):** Saw action as a reserve in two games, but did not record any statistics.

**2012 (0/0 - San Diego):** Dressed but did not play as the backup quarterback in all 16 games.

**2011 (3/2 - Seattle):** Played in three games with two starts and completed 27 of 56 passes for 298 yards with a touchdown and an interception.

- Against N.Y. Giants (10/9), took over for injured Tavaris Jackson in third quarter and completed 11 of 19 passes for 149 yards with a touchdown



while leading the Seahawks to 36-25 win. Gave the Seahawks a late fourth-quarter 29-25 lead on 27-yard touchdown pass to Doug Baldwin with 2:37 remaining.

**2010 (6/2, 0/0 - Seattle):** Appeared in six games with two starts and completed 57 of 99 passes for 507 yards with two touchdowns and three interceptions. Rushed the ball 20 times for 43 yards with a touchdown.

- Against N.Y. Giants (11/7), made his first-career start and completed 12 of 23 passes for 113 yards with a touchdown and two interceptions.
- Against Atlanta (12/19), took over for injured Matt Hasselbeck and scored touchdown on one-yard run.
- Against St. Louis (1/2), started NBC Sunday Night Football game and led Seahawks to NFC West-clinching 16-6 win by completing 22 of 36 for 192 yards and a touchdown.

**2009 (0/0, 0/0 - San Diego):** Was inactive for all 16 games and Divisional playoffs.

**2008 (0/0, 0/0 - San Diego):** Was inactive for all 16 games and the playoffs.

**2007 (0/0, 0/0 - San Diego):** Was inactive for all 16 games and the playoffs.

**2006 (2/0 - San Diego):** Appeared in two games as a reserve and carried the ball twice for 13 yards, including a 14-yard touchdown run.

- Against Tennessee (9/17), took over for Philip Rivers late in fourth quarter and scored first-career touchdown on 14-yard run.

#### COLLEGE:

- At Clemson, amassed 25 career wins for second-most in school history, including eight fourth-quarter comeback wins. His seven wins over top-25 teams tied school record and included three wins against Top-10 teams. Graduated with 46 school records, including career passing yards, completions, touchdowns and 300-yard games.
- Became the only quarterback in 103-game history of South Carolina-Clemson series to go 4-0 as starter.
- As a senior (2005), was a second-team All-ACC selection after completing

- 229 of 340 passes for 2,483 yards with 11 touchdowns. Completed 67.4 percent of his passes to set the Clemson record and rank fifth in the nation. Ranked second in the ACC in total offense per game (228.1), third in passing yards per game (225.7) and fourth in passing efficiency (133.5).
- As a junior (2004), connected on 177 of 349 passes for 2,067 yards with seven touchdowns. Led the team to five wins in the last six games, including a win over South Carolina when he completed 15-28 passes for 151 yards. Ranked sixth in the ACC in total offense per game (191.8).
  - As a sophomore (2003), completed 288 of 465 passes for 3,561 yards with 21 touchdowns. Finished second in the ACC to Player of the Year Philip Rivers in passing yards per game (273.9) and fourth in pass efficiency (135.6). Set the single-season school record with five games of at least 300 passing yards. Led the Tigers to four-game winning streak to end the season and he completed 84 of 133 passes for 1,151 yards with eight touchdowns during the streak.
  - As a redshirt freshman (2002), appeared in nine games with five starts and completed 123 of 214 passes for 1,554 yards with 10 touchdowns. Finished second in the ACC in pass efficiency (145.0) in ACC regular-season games. Did not play in each of the first three games.
  - An honor roll student throughout his college career at Clemson, Whitehurst earned his degree in marketing in December 2004, a full year before his eligibility expired.

#### PERSONAL:

- Attended Chattahoochee High School (Alpharetta, Ga) and lettered in football and baseball.
- As a senior captain, passed for 888 yards and eight scores. Played just six games due to a separated shoulder and broken thumb.
- Chosen to Georgia's top 50 and the Southern top 100 by Atlanta Constitution.
- Passed for 1,708 yards and 13 touchdowns as a junior.
- Was a four-year letterman and starter in baseball as an outfielder and first baseman.
- Whitehurst's sister, Carrie, also went Clemson where she was a forward on the Tigers' women's basketball team.
- Born Charles David Whitehurst II on Aug. 6, 1982 in Green Bay, Wisc.

## CHARLIE WHITEHURST'S TITANS GAME-BY-GAME

2014 Tennessee Titans				PASSING											RUSHING					
Date	Opp	W/L	P/S	Att	Cmp	Pct	Yds	Yds/Att	TD	Int	Lg	Sk	Lst	Rating	Att	Yds	Avg	Lg	TD	
Sept 7	@ KC	W	DNP																	
Sept 14	Dal	L	DNP																	
Sept 21	@ Cin	L	DNP																	
Sept 28	@ Ind	L	S	23	12	52.2	177	7.7	1	1	31	3	18	74.0	5	40	8.0	23	0	
Oct 5	Cle	L	p	21	13	61.9	194	9.2	2	0	75t	2	11	123.9	2	-1	-0.5	0	0	
Oct 12	Jax	W	S	28	17	60.7	233	8.3	0	0	38	3	13	87.4	2	1	0.5	2	0	
Oct 19	@ Was	L	S	26	17	65.4	160	6.2	2	1	38t	1	0	91.8	2	10	5.0	6	0	
Oct 26	Hou	L	IA																	
Nov 9	@ Bal	L	IA																	
Nov 17	Pit	L	IA																	
Nov 23	@ Phi	L	IA																	
Nov 30	@ Hou	L	IA																	
Dec 7	NYG	L	DNP																	
Dec 14	NYJ	L	p	24	10	41.7	203	8.5	0	0	49	1	7	72.0	2	9	4.5	10	0	
Dec 18	@ Jax	L	S	35	24	68.6	287	8.2	1	0	39	4	25	102.9	3	12	4.0	10	0	
Dec 28	Ind	L	S	28	12	42.9	72	2.6	1	0	10	4	29	62.2	4	19	4.8	13	0	
Totals		2-14	7/5	185	105	56.8	1,326	7.2	7	2	75t	18	103	87.4	20	90	4.5	23	0	

## CHARLIE WHITEHURST'S NFL STATISTICS

REGULAR SEASON			PASSING											RUSHING					
Year	Team	GP/GS	Att	Cmp	Pct	Yds	Yd/Att	TD	INT	Lg	Sk	Yds	Rat	Att	Yds	Avg	Lg	TD	
2006	San Diego	2/0	0	0	0.0	0	0.0	0	0	0	0	0	0.0	2	13	6.5	14t	1	
2007	San Diego	0/0	0	0	0.0	0	0.0	0	0	0	0	0	0.0	0	0	-	0	0	
2008	San Diego	0/0	0	0	0.0	0	0.0	0	0	0	0	0	0.0	0	0	-	0	0	
2009	San Diego	0/0	0	0	0.0	0	0.0	0	0	0	0	0	0.0	0	0	-	0	0	
2010	Seattle	6/2	99	57	57.6	507	5.1	2	3	61	5	13	65.5	20	43	2.2	9	1	
2011	Seattle	3/2	56	27	48.2	298	5.3	1	1	38	8	46	63.0	4	13	3.3	7	0	
2012	San Diego	0/0	0	0	0.0	0	0.0	0	0	0	0	0	0.0	0	0	-	0	0	
2013	San Diego	2/0	0	0	0.0	0	0.0	0	0	0	0	0	0.0	6	-5	-0.8	0	0	
2014	Tenn.	7/5	185	105	56.8	1,326	7.2	7	2	75t	18	103	87.4	20	90	4.5	23	0	
NFL Totals			20/9	340	189	55.6	2,131	6.3	10	6	75t	31	162	77.0	52	154	3.0	23	2

Career record as starter: 2-7 (.222)

### Single-Game Highs

Attempts - 36 vs. St. Louis (1/2/11)  
 Completions - **24 at Jacksonville (12/18/14)**  
 Passing Yards - **287 at Jacksonville (12/18/14)**  
 Touchdown Passes - **2 (Twice, last at Washington 10/19/14)**  
 Long Completion - **75t vs. Cleveland (10/5/14)**  
 Rushes - 8 vs. St. Louis (1/2/11)  
 Rushing Yards - **40 at Indianapolis (9/28/14)**  
 Long Rush - **23 at Indianapolis (9/28/14)**  
 Rushing Touchdowns - 1 (Twice, last vs. Atlanta 12/19/10)

### Additional Statistics

Receiving Yards - 10 (2014)  
 Fumble Recoveries - 2 (2014)

# 54



## AVERY WILLIAMSON

LINEBACKER • 6'1" • 246 lbs • COLLEGE: KENTUCKY

ACQUIRED: 5TH ROUND - 2014 • NFL EXPERIENCE: ROOKIE

HOMETOWN: MILAN, TENN.

GAMES PLAYED/GAMES STARTED: 16/12 (PLAYOFFS: 0/0)



**PRO:** The Titans used their fifth-round pick in the 2014 NFL Draft on Kentucky linebacker Avery Williamson. The 6-foot-1-inch, 246-pound defender arrives in the NFL with a reputation as an aggressive, downhill, sure-tackling inside linebacker. He will have a chance to contribute immediately on special teams and will add depth in the linebacking corps. At the 2014 NFL Scouting Combine, he placed sixth among linebackers with a 4.66-second 40-yard dash and third among his position group with a 4.07-second short shuttle.

### CAREER HIGHLIGHTS:

- As a senior at Kentucky, Williamson was a team captain and led the squad in tackles for the second consecutive season. His 102 tackles tied for fourth place in the SEC.
- As a junior, Williamson achieved career highs with 135 tackles and three sacks.

### TITANS TIDBITS:

- Williamson grew up in the West Tennessee town of Milan, which is approximately a two-hour drive from Nashville. He lists Eddie George, Steve McNair and Jevon Kearse as his favorite Titans as a child.
- One of Williamson's "bucket list" items is to see the pyramids in Egypt.
- In 2013, he was chosen to represent the Kentucky football program on a one-week educational/service trip in Ethiopia.

### CAREER TRANSACTIONS:

- The Milan, Tenn., native was selected by the Titans in the fifth round (151st overall) of the 2014 NFL Draft.

### SEASON RECAPS:

**2014 (16/12):** Appeared in 16 games with 12 starts at linebacker and ranked third on the team with 107 tackles in his rookie campaign. Tied for third on the squad with three sacks. Posted eight quarterback pressures, eight stops for loss, four passes defended and two fumble recoveries. Recorded seven special teams tackles on coverage units. Led or tied for the team lead in tackles three times in 2014 (vs. HOU, at BAL, vs. PIT). Led or tied for the team lead in sacks twice in 2014 (vs. HOU, vs. PIT). Tied for the team lead in passes defended twice in 2014 (vs. CLE, at HOU). Led or tied for the team lead in quarterback pressures three times in 2014 (at BAL, vs. PIT, at HOU). Registered his first career NFL start against Cleveland (10/5/14). Made his NFL debut at Kansas City (9/7/14).

- At Kansas City (9/7), made his NFL debut as a reserve on special teams.
- Against Dallas (9/14), saw action as a reserve on special teams.
- At Cincinnati (9/21), played as a reserve at linebacker and posted four tackles, including a stop for loss. Stonewalled Jeremy Hill for a two-yard loss on a rush off right guard in the second quarter.
- At Indianapolis (9/28), saw significant action as a reserve inside linebacker and finished second on the team with a career-high nine tackles.
- Against Cleveland (10/5), made his first career start at inside linebacker and finished second on the team with a career-high tying nine tackles and two passes defended. Halted a Browns' drive by breaking up a third-and-five pass intended for Jordan Cameron late in the second quarter. Broke up a pass intended for Cameron on third-and-three late in the third stanza.
- Against Jacksonville (10/12), started at inside linebacker and totaled seven tackles, including a stop for loss and a fumble recovery. Stopped Jordan Todman for no gain on a rush up the middle in the first stanza. Stuffed Todman for a one-yard loss on a rush off left end in the second quarter. Ended a potential Jaguars' scoring drive by recovering a Cecil Shorts III fumble that was forced by Jason McCourty at the Titans' eight-yard line in the fourth quarter.

- At Washington (10/19), started at inside linebacker and collected nine tackles and a fumble recovery. Recovered a Kirk Cousins fumble that was forced by a Derrick Morgan strip-sack in the first quarter.
- Against Houston (10/26), started at linebacker and led the team with 11 tackles, including a sack, two tackles for loss, a pass defended and a quarterback pressure. Stonewalled Arian Foster for a four-yard loss on a screen pass in the first quarter. Stopped Alfred Blue for no gain on a rush up the middle in the opening quarter. Registered his first career sack by dropping Ryan Fitzpatrick for a seven-yard loss in the second quarter. Knocked down a pass intended for Damaris Johnson in the second quarter.
- At Baltimore (11/9), started at linebacker and led the team with 12 tackles, including two stops for loss and two quarterback pressures. Stuffed Justin Forsett for a two-yard loss on a rush off left tackle in the second quarter. Stonewalled Steve Smith for no gain on a short pass early in the third quarter. Stopped Forsett for a three-yard loss on a rush off right end in the final stanza. Notched a special teams tackle on coverage units.
- Against Pittsburgh (11/17), started at linebacker and tied for the team lead with nine tackles, including a career-best two sacks, a team-high three quarterback pressures and a stop for loss. Teamed with Derrick Morgan to sack Ben Roethlisberger for a one-yard loss in the second quarter. Combined with Wesley Woodyard to sack Roethlisberger for an eight-yard loss in the third quarter. On the next play, ended a Steelers' drive by sacking Roethlisberger for an eight-yard loss on third-and-14. Collected a special teams tackle.
- At Philadelphia (11/23), started at linebacker and amassed six tackles. Notched two special teams tackles on coverage units. Stuffed LeSean McCoy for no gain on a rush off left end in the second quarter.
- At Houston (11/30), started at linebacker and notched six tackles, two quarterback pressures and a pass defended. Teamed with Derrick Morgan to stop Damaris Johnson for a seven-yard loss on a reverse in the fourth quarter. Batted down a pass intended for Foster in the fourth quarter.
- Against N.Y. Giants (12/7), started at linebacker and totaled eight tackles, including a stop for loss. Notched a special teams tackle. Teamed with Jurrell Casey to stonewall Andre Williams for a three-yard loss on a rush off left tackle in the second quarter. Stuffed Williams for no gain on a rush up the middle in the second stanza.
- Against N.Y. Jets (12/14), started at linebacker and collected six tackles.
- At Jacksonville (12/18), started at linebacker and registered five tackles. Collected a special teams stop on coverage units. Combined with DaQuan Jones to stuff Toby Gerhart for no gain on a rush up the middle in the fourth quarter.
- Against Indianapolis (12/28), started at linebacker and tallied six tackles.

### COLLEGE:

- In a four-year career at Kentucky, Williamson played in 49 games with 21 starts. He finished his career with 296 total tackles, including double-digit tackles in 12 career contests. After primarily serving on special teams in his first two years, he went over the 100-tackle mark as a junior (135) and senior (102).

**AS A SENIOR (2013),** he played in 12 games with 11 starts. He finished the season as Kentucky's leading tackler for the second consecutive year, posting 102 total tackles to tie for fourth in the SEC. Additionally, he posted four tackles for loss, one sack, three quarterback hurries and two fumble recoveries. Served as captain in all 12 games. Had double-digit tackles in four games. Named All-SEC first team by CollegeSportsMadness.com. Earned All-SEC second-team honors from Associated Press, SEC Coaches, ESPN.com, Phil Steele's College Football and Athlon Sports. Also named to the SEC Community Service Team.

- Against Louisville (9/14), posted 15 tackles.
- Against Alabama (10/12), notched 13 tackles.
- At Vanderbilt (11/16), had two tackles for loss.

**AS A JUNIOR (2012)**, he registered 10 starts in 12 games. He finished first on the team, second in the SEC and placed seventh nationally with 135 total tackles. Earned second-team All-SEC honors from CollegeSportsMadness.com and third-team All-SEC by Phil Steele's College Football. Had eight double-figure tackle performances. Recorded a streak of four games with at least 13 tackles in each game, the first UK player to do so since Randy Holleran in 1990. Additional contributions during the season included 4.5 tackles for loss, three sacks, an interception, four passes defended, two forced fumbles and a fumble recovery.

- Against Western Kentucky (9/15), snagged an interception.
- Against Vanderbilt (11/3), registered a career-high 20 tackles.

**AS A SOPHOMORE (2011)**, he played in all 12 games and registered 49 tackles, a tackle for loss, an interception, a pass defended and a forced fumble. Recorded at least two tackles in every game.

- Against Jacksonville State (10/22), had a then-career-best seven tackles in a win.
- Against Florida (9/24), recorded his first career interception.
- At South Carolina (10/8), recorded his first career forced fumble.

**AS A FRESHMAN (2010)**, he played in all 13 games, helping give the Wildcats depth at middle linebacker. Totaled 10 tackles and one pass breakup.

- Graduated in 2014 with a degree in integrated strategic communications.

#### PERSONAL:

- Attended Milan (Tenn.) High School, where he was a first-team Class AAA All-State linebacker as tabbed by the Tennessee Sports Writers Association. Led Milan to consecutive state championship finals with identical 14-1 records as a junior and senior. Named Region Defensive Player of the Year as a junior and senior. Named one of the top 15 players in Tennessee by Rivals.com.

- As a senior, named West Tennessee Player of the Year by the *Jackson Sun*. Made 125 tackles with one interception during the regular season in his senior year, and he also rushed for 416 yards and seven touchdowns at fullback.

- As a junior, collected 119 tackles, including 21 for loss. He set a Tennessee state championship game record with 22 tackles in the title contest.

- Was named the Outstanding Senior of his graduating high school class, recognizing academics, character and athletics. He was also a member of the honor-student club and the Spanish Club.

- At Kentucky, he was active in the community, participating in the Big Blue U Move-In (2011, 2012), the God's Pantry project (2012, 2013), Read Across America (2012, 2013), Salvation Army bellringing (2012), the "Be the Match" bone marrow drive (2012) and several school visits.

- List of favorites: (movie) "Friday"; (TV show) "Chappelle's Show"; (music artist) Yo Gotti; (school subject) public speaking; (car) Lamborghini; (books) mysteries; (food) baked chicken; and (athlete as a child) Ray Lewis.

- Born Avery Milton Williamson on March 9, 1992 in Cleveland, Ohio.

## AVERY WILLIAMSON'S COLLEGE STATISTICS

REGULAR SEASON				TACKLES						INTERCEPTIONS					FUMBLES		
Year	Team	GP	GS	Tot	Solo	Asst	Sk	Yds	TFL	No	Yds	Lg	TD	PD	FF	FR	Yds
2010	Kentucky	13	0	10	5	5	0.0	0	0.0	0	0	-	0	1	0	0	0
2011	Kentucky	12	0	49	26	23	0.0	0	1.5	1	15	15	0	1	1	0	0
2012	Kentucky	12	10	135	70	65	3.0	27	4.5	1	3	3	0	4	2	1	0
2013	Kentucky	12	11	102	46	56	1.0	7	4.0	0	0	-	0	0	0	2	0
<b>College Totals</b>		<b>49</b>	<b>21</b>	<b>296</b>	<b>147</b>	<b>149</b>	<b>4.0</b>	<b>34</b>	<b>10.0</b>	<b>2</b>	<b>18</b>	<b>15</b>	<b>0</b>	<b>6</b>	<b>3</b>	<b>3</b>	<b>0</b>

#### Single-Game Highs

Tackles - 20 vs. Vanderbilt (11/3/12)

Interceptions - 1 (Twice, last vs. Western Kentucky, 9/15/12)

Sacks - 2 vs. Samford (11/17/12)

## AVERY WILLIAMSON'S GAME-BY-GAME

2014 Tennessee Titans																	
Date	Opp	W/L	P/S	Tot	Solo	Asst	Sk	- Yds	QBP	TFL	Int	- Yds	- TD	PD	FF	FR	- Yds
Sept 7	@ KC	W	p	0	0	0	0.0	0.0	0	0	0	0	0	0	0	0	0
Sept 14	Dal	L	p	0	0	0	0.0	0.0	0	0	0	0	0	0	0	0	0
Sept 21	@ Cin	L	p	4	2	2	0.0	0.0	0	1	0	0	0	0	0	0	0
Sept 28	@ Ind	L	p	9	6	3	0.0	0.0	0	0	0	0	0	0	0	0	0
Oct 5	Cle	L	S	9	4	5	0.0	0.0	0	0	0	0	0	2	0	0	1
Oct 12	Jax	W	S	7	3	4	0.0	0.0	0	1	0	0	0	0	1	41	0
Oct 19	@ Was	L	S	9	5	4	0.0	0.0	0	0	0	0	0	0	1	2	0
Oct 26	Hou	L	S	11	8	3	1.0	7.0	1	2	0	0	0	1	0	0	0
Nov 9	@ Bal	L	S	12	7	5	0.0	0.0	2	2	0	0	0	0	0	0	1
Nov 17	Pit	L	S	9	3	6	2.0	12.5	3	1	0	0	0	0	0	0	1
Nov 23	@ Phi	L	S	6	4	2	0.0	0.0	0	0	0	0	0	0	0	0	2
Nov 30	@ Hou	L	S	6	2	4	0.0	0.0	2	0	0	0	0	1	0	0	0
Dec 7	NYG	L	S	8	3	5	0.0	0.0	0	1	0	0	0	0	0	0	1
Dec 14	NYJ	L	S	6	4	2	0.0	0.0	0	0	0	0	0	0	0	0	0
Dec 18	@ Jax	L	S	5	2	3	0.0	0.0	0	0	0	0	0	0	0	0	1
Dec 28	Ind	L	S	6	2	4	0.0	0.0	0	0	0	0	0	0	0	0	0
<b>Totals</b>				<b>2-14</b>	<b>16/12</b>	<b>107</b>	<b>55</b>	<b>52</b>	<b>3.0</b>	<b>19.5</b>	<b>8</b>	<b>8</b>	<b>0</b>	<b>4</b>	<b>0</b>	<b>2</b>	<b>43</b>

## AVERY WILLIAMSON'S NFL STATISTICS

REGULAR SEASON				TACKLES						INTERCEPTIONS					FUMBLES			
Year	Team	GP	GS	Tot	Solo	Asst	Sk	Yds	QBP	TFL	No	Yds	Lg	TD	PD	FF	FR	Yds
2014	Tennessee	16	12	107	55	52	3.0	19.5	8	8	0	0	0	0	4	0	2	43
<b>NFL Totals</b>		<b>16</b>	<b>12</b>	<b>107</b>	<b>55</b>	<b>52</b>	<b>3.0</b>	<b>19.5</b>	<b>8</b>	<b>8</b>	<b>0</b>	<b>0</b>	<b>0</b>	<b>0</b>	<b>4</b>	<b>0</b>	<b>2</b>	<b>43</b>

#### Single-Game Highs

Tackles - 12 at Baltimore (11/9/14)

Sacks - 2 vs. Pittsburgh (11/17/14)

Tackle For Loss - 2 at Baltimore (11/9/14)


Quarterback Pressures - 3 vs. Pittsburgh (11/17/14)

Fumble Recovery - 1 (Twice, last at Washington 10/19/14)

Passes Defensed - 2 vs. Cleveland (10/5/14)



21



## GEORGE WILSON

SAFETY • 6'0" • 210 lbs • COLLEGE: ARKANSAS

ACQUIRED: FREE AGENT - 2013 • NFL EXP. (NFL/TITANS): 9/2

HOMETOWN: PADUCAH, KY.

GAMES PLAYED/GAMES STARTED: 124/68 (PLAYOFFS: 0/0)



2014

**PRO:** George Wilson was signed by the Titans as a free agent on March 1, 2013. The 6-foot, 210-pound safety brings veteran leadership and experience to the Titans' secondary. Prior to joining the Titans, the former Arkansas product spent his first seven seasons as a member of the Buffalo Bills and was a team captain for each of his final five seasons with the club. Wilson entered the NFL as wide receiver before switching to safety at the start of the 2007 season.

### CAREER HIGHLIGHTS:

- In 2013, his first season with the Titans, Wilson led the club with 19 special teams tackles in addition to the contributions he made in the secondary.
- Wilson was voted a team captain for five consecutive seasons (2008-12) with the Buffalo Bills.
- In 2011, Wilson started 13 games at safety and posted a career-high 104 tackles, four interceptions, two forced fumbles, a fumble recovery and a quarterback pressure.
- In 2009, Wilson saw action in all 16 games with 12 starts and posted 91 tackles, two sacks, four interceptions, two quarterback pressures, a forced fumble and six passes defended.
- In 2007, made the full-time transition from wide receiver to safety and appeared in 12 games. He recorded 41 tackles, two defensive touchdowns, two interceptions, a fumble recovery and three passes defended.

### TITANS TIDBITS:

- Wilson was named Buffalo Bills Walter Payton Man of the Year in 2009 and 2011.
- Wilson entered the NFL as a rookie free agent wide receiver in 2004 and switched to safety in 2007.
- Wilson made his acting debut, appearing in Mary J. Blige's music video "Hood Love" as the lead male and Blige's love interest.
- Wilson hosts an annual charity bowling event and an annual football and cheer camp in his hometown of Paducah, Ky.

### CAREER TRANSACTIONS:

- The Paducah, Ky., native was originally signed by the Detroit Lions as an undrafted free agent on April 30, 2004.
- Released by the Lions on Sept. 5, 2004 and signed to the team's practice squad on Sept. 14, 2004.
- Released from the Lions' practice squad on Oct. 12, 2004.
- Signed to the Buffalo Bills' practice squad on Oct. 18, 2004.
- Released from the Bills' practice squad on Dec. 8, 2004 and re-signed to the Buffalo practice squad on Dec. 19, 2004.
- Released from the Bills' practice squad on Dec. 22, 2004 and re-signed to the Buffalo practice squad on Dec. 29, 2004.
- Released from the Bills' practice squad on Dec. 31, 2004.
- Signed by the Bills as a free agent on Jan. 6, 2005.
- Released by the Bills on Sept. 2, 2006 and signed to the team's practice squad a day later.
- Signed by the Bills from their practice squad to the active roster on Dec. 29, 2006.
- Released by the Bills on Feb. 11, 2013.
- Signed by the Titans as a free agent on March 1, 2013.

### SEASON RECAPS:

**2014 (16/10 - Tennessee):** Played in all 16 games with 10 starts at safety and posted 65 tackles, an interception, a sack, four passes defended and four stops for loss. Collected four special teams tackles on coverage units. Led or tied for the team lead in tackles three times in 2014 (at HOU, vs.

NYJ, at JAX). Tied for the team lead in passes defended three times in 2014 (at CIN, at BAL, at HOU). Tied for the team lead in sacks once in 2014 (vs. NYJ). Led the team in special teams tackles once in 2014 (vs. DAL). Was voted a team captain for the 2014 season by his teammates.

- At Kansas City (9/7), saw significant action as a reserve at safety and on special teams.
- Against Dallas (9/14), started at safety as the team opened the game in a dime package and notched a solo tackle. Led the team with a solo special teams tackle.
- At Cincinnati (9/21), played as a reserve at safety and posted three tackles with an interception. Intercepted a tipped screen pass intended for Giovani Bernard with less than a minute remaining in the first half. Stuffed Bernard for no gain on a rush off left end on the first play of the third quarter. Teamed with Al Woods to stop Bernard for no gain on a rush off left tackle in the third stanza.
- At Indianapolis (9/28), saw significant action as a reserve safety and amassed eight tackles, including a stop for loss and a pass defended. Batted down a pass intended for Reggie Wayne over the middle in the second quarter. Stopped Daniel Herron for a one-yard loss on a rush off left end late in the fourth quarter.
- Against Cleveland (10/5), played as a reserve at safety and registered a solo tackle.
- Against Jacksonville (10/12), started at safety and totaled two tackles.
- At Washington (10/19), started at safety and collected three tackles.
- Against Houston (10/26), saw significant action as a reserve safety and posted three tackles.
- At Baltimore (11/9), started at safety and tallied a pass defended. Batted down a pass intended for Owen Daniels early in the second quarter.
- Against Pittsburgh (11/17), started at safety and notched eight tackles, including a stop for loss. Stuffed Le'Veon Bell for a one-yard loss on a rush off left guard in the second quarter.
- At Philadelphia (11/23), played as a reserve at safety and amassed three tackles.
- At Houston (11/30), started at safety and led the team with nine tackles, including a stop for loss and a pass defended. Combined with Ropati Pitoitua to stop Alfred Blue for no gain on a rush off left guard in the first quarter. Stuffed Arian Foster for a seven-yard loss on a rush off left end in the third quarter. Broke up a pass intended for Ryan Griffin on third-and-nine late in the third quarter.
- Against N.Y. Giants (12/7), started at safety and totaled seven tackles. Notched a special teams tackle. Halted a Giants' drive by stopping Adrien Robinson for no gain on a third-and-one pass in the third quarter. Stuffed Orleans Darkwa for no gain on a rush up the middle late in the fourth quarter.
- Against N.Y. Jets (12/14), started at safety and led the team with eight tackles, including a sack. Posted a special teams tackle on coverage units. Forced Geno Smith out of bounds resulting in a sack at the end of the second quarter.
- At Jacksonville (12/18), started at safety and tied for the team lead with six tackles, including a stop for loss. Stopped Jordan Todman for a four-yard loss on a third-and-seven screen pass in the first quarter. Stuffed Todman for no gain on a rush up the middle in the fourth quarter.
- Against Indianapolis (12/28), started at safety and tallied three solo tackles. Registered a special teams tackle on coverage units.

**2013 (16/3 - Tennessee):** Played in all 16 games with three starts at safety in his first season with the Titans. Led the team with 19 special teams tackles. Registered 33 tackles, two stops for loss, an interception and five passes defended. Tied for the team lead in passes defended twice (vs. SD,

at IND). Led or tied for the team lead in special teams tackles six times (at PIT, vs. SF, vs. IND, at OAK, vs. ARI, vs. HOU). Played in his 100th career regular season game at St. Louis (11/3/13).

- At Pittsburgh (9/8), led the team with five special teams tackles. Saw limited action as a reserve safety. Sealed the game by recovering the Steelers' onside kick late in the fourth quarter.
- Against San Diego (9/22), saw significant action as the dime back and notched four tackles and a pass defended. Batted down a pass intended for Antonio Gates late in the second quarter.
- Against N.Y. Jets (9/29), started at safety as the team opened the game in a nickel package and posted two tackles.
- Against Kansas City (10/6), recorded five solo tackles. Teamed with Ropati Pitoitua to stuff Jamaal Charles for no gain on a short pass in the third quarter.
- At St. Louis (11/3), started at safety in his 100th career regular season game.
- At Oakland (11/24), led the team with four special teams tackles.
- At Indianapolis (12/1), started at safety and amassed five tackles, including a stop for loss and two passes defended. Stuffed Donald Brown for a four-yard loss on a rush off left end in the first quarter. Broke up a pass intended for Coby Fleener in the opening stanza. Teamed with Karl Klug to stuff Donald Brown for no gain on a rush up the middle in the second quarter. Broke up a deep pass intended for LaVon Brazill in the final stanza.
- At Denver (12/8), saw significant action as the dime back and totaled five tackles. Stuffed Montee Ball for no gain on a rush up the middle early in the fourth quarter. Collected a special teams stop.
- At Jacksonville (12/22), accumulated three tackles, including a stop for loss and an interception. Stuffed Jordan Todman for a one-yard loss on a rush off left end in the fourth quarter. Sealed the victory with a leaping, one-handed interception on a pass intended for Mercedes Lewis late in the fourth quarter.

**2012 (16/16 - Buffalo):** Started all 16 games, tallying 98 tackles and five pass deflections. Selected as a team captain for the fifth straight year. Added six special teams tackles on coverage units.

- At Cleveland (9/23), led Bills defensive backs with six tackles and added one special teams tackle.
- Against New England (9/30), led Bills defensive backs with 10 tackles.
- Against Tennessee (10/21), led defensive backs with eight tackles and added a pass defended.
- At Indianapolis (11/25), made his 50th career start and totaled three tackles and added one special teams tackle.
- At Miami (12/23), led the team with nine tackles and had a team-high two special teams tackles.

**2011 (13/13 - Buffalo):** Appeared in and started 13 games at safety and posted a career-high 104 tackles, four interceptions, two forced fumbles, a fumble recovery and a quarterback pressure. Elected team captain for fourth consecutive season. Was inactive for three games with a neck injury.

- At Kansas City (9/11), collected five tackles including a tackle for loss. Forced a Jamaal Charles fumble in the second quarter. The turnover was converted to a Bills field goal to give team 20-0 lead. It was his second career forced fumble.
- Against New England (9/25), totaled 10 tackles and posted an interception in the fourth quarter that led to Buffalo tying the game at 24.
- At Cincinnati (10/2), posted a game-high 12 tackles. Made his 30th career start and recorded his 10th career interception in the second quarter. The turnover led to a Fred Jackson touchdown run.
- Against Philadelphia (10/9), produced a team-high 11 tackles (nine in the first half) including one tackle for loss. Posted three passes defended. Recorded the second of Buffalo's four interceptions of Michael Vick, posting an interception in his third consecutive game.
- Against Washington (10/30), recorded his fourth interception of the season and added nine tackles.
- Against Miami (12/18), totaled seven tackles and recorded a fumble recovery in the first quarter. Takeaway led to a CJ Spiller touchdown run. Recovered an onside kick in fourth quarter that led to a Bills field goal.
- At New England (1/1), totaled 10 tackles and a forced fumble. Converted a fake punt for a six-yard rush and first down. Play helped set-up team's first touchdown.

**2010 (16/2 - Buffalo):** Appeared in all 16 games with two starts and compiled 17 tackles and two interceptions. Tallied 18 special teams tackles on coverage units. Was voted team captain for the third consecutive

season.

- Against Miami (9/12), earned the start at free safety. Made five defensive tackles and added one special teams tackle.
- At Baltimore (10/24), played in his 50th career game and tied for the team-lead with two special teams tackles. Also added a fumble recovery on special teams.
- At Cincinnati (11/21), halted potential Bengals' scoring drive with an interception in the end zone at 3:11 in the third quarter and returned it 56 yards. Added three tackles and two passes defended.
- At Miami (12/19), recorded Buffalo's only interception and the offense converted turnover to the team's first touchdown.

**2009 (16/12 - Buffalo):** Appeared in all 16 games with 12 starts and posted 91 tackles, two sacks, four interceptions, two quarterback pressures, a forced fumble and six passes defended. Notched 12 special teams tackles on coverage units.

- At Miami (10/4), made first start of the season and led the team with two sacks. Also posted his first forced fumble of his career on one of the sacks and totaled five defensive tackles. Also led the team with three special teams tackles.
- At N.Y. Jets (10/18), had a very active day in the secondary with an interception (first of the season), six tackles, a tackle for loss, a pass defended and three special teams tackles.
- At Carolina (10/25), set a career-high and led Bills defensive backs with 10 tackles. Added an interception, a tackle for loss and a pass defended.
- Against Houston (11/1), posted a career-high 15 tackles and added a quarterback hit.
- At Jacksonville (11/22), posted an interception and added four solo tackles and a pass defended.
- At Kansas City (12/13), registered Buffalo's fourth interception of the game on the final play of the game. Added five tackles including one tackle for loss, a quarterback hit, and a pass defended.

**2008 (16/3 - Buffalo):** Played in all 16 games for first time in career and finished third on team with 15 special teams tackles. Collected 11 tackles, 1.5 sacks, a quarterback pressure and two fumble recoveries. Was voted as a special teams captain prior to the season.

- At New England (11/9), recorded a half-sack and a fumble recovery. Shared a sack of Matt Cassel with Marcus Stroud. The play marked his first career participation in a sack. Also recovered the fumble forced by Stroud on the same play, marking his second career fumble recovery.
- At Kansas City (11/23), had season-high four tackles, including one for a loss of five yards, a sack, and a fumble recovery, starting in place of an injured Donte Whitner.

**2007 (12/9 - Buffalo):** Made the full-time transition from wide receiver to safety and played in 12 games, making a career-high nine starts. Recorded 41 tackles, two defensive touchdowns, two interceptions, a fumble recovery and three passes defended. Was placed on injured reserve on Dec. 14, 2007.

- Against Dallas (10/8), in first career start at free safety posted first career interception and returned the ball 25 yards for a touchdown. Became the first Bills player to return their first interception for a score since 2004 (Pat Williams).
- At N.Y. Jets (10/28), notched his second interception of the season and of his career off Kellen Clemens in the end zone as time expired.
- Against Cincinnati (11/4), posted a then career-high eight tackles.
- Against Miami (12/9), scored his second career touchdown on his first career fumble recovery, returning the loose ball 20 yards for a score.

**2006 (0/0 - Buffalo):** Spent the first 15 games of the season on the Bills' practice squad. Was promoted to the 53-man roster for the final game and was inactive at Baltimore (12/31).

**2005 (3/0 - Buffalo):** Played in three of the first four games of the season and saw action primarily on special teams, finishing the year with two special teams tackles.

- Against Houston (9/11), saw action in his first NFL game and played primarily on special teams and recorded a tackle.
- Against Atlanta (9/25), saw action at wide receiver and on special teams.
- At New Orleans (10/2), posted one tackle on special teams.

**2004 (0/0 - Detroit; 0/0 - Buffalo):** Was waived by Detroit following his rookie training camp and subsequently spent a month on the Lions' practice squad. Was released by the Lions and signed to Buffalo's practice squad

where he spent the remainder of his rookie campaign.

COLLEGE:

- Three-year starter who overcame injury problems earlier in his career to become the Arkansas' top possession-type receiver. In 44 games, hauled in 144 career receptions for 2,151 yards (14.9 avg.) and 16 touchdowns.
- Finished career with at least one reception in 38 of his final 40 games, including all of the 2003 season.
- At the time, was only the 16th player in school history to gain over 1,000 yards receiving in a career.
- In 2003, led team in receiving for second-straight year with 50 receptions for 900 yards (18.0 avg.) and six touchdowns. Had four 100-yard receiving games in 2003, including a career-high 172 yards on nine receptions and a touchdown in team's 71-63 overtime win over Kentucky.
- In 2002, led the team with 49 catches for 626 yards and a career-high seven touchdowns, starting 11 of 14 games.
- Graduated with a degree in business management from Arkansas.

PERSONAL:

- Has a son, George Wilson III.
- Was a two-time all-state receiver and was an honorable mention All-American as a senior at Tilghman (Paducah, Ky.) High School.
- Collected 81 catches for 1,723 yards and 24 touchdowns during his career.
- Played in the Kentucky-Tennessee All-Star Game and was a finalist for the Kentucky Male Athlete of the Year award.
- Was named All-State in basketball as well and also lettered in baseball and track.
- At Arkansas was a member of the 2001-02 and 2002-03 Lon Farrell Academic Honor Rolls and was involved in Fayetteville's community outreach project, spending his spare time speaking and reading at elementary schools.
- Born George Eugene Wilson, Jr. on March 14, 1981 in Paducah, Ky.

GEORGE WILSON'S NFL STATISTICS

REGULAR SEASON				TACKLES							INTERCEPTIONS					FUMBLES			
Year	Team	GP	GS	Tot	Solo	Asst	Sk	Yds	QBP	TFL	No	Yds	Lg	TD	PD	FF	FR	Yds	SpT
2004	DET/BUF	0	0	Practice Squad															
2005	Buffalo	3	0	0	0	0	0.0	0.0	0	NA	0	0	-	0	0	0	0	0	2
2006	Buffalo	0	0	0	0	0	0.0	0.0	0	NA	0	0	-	0	0	0	0	0	0
2007	Buffalo	12	9	41	30	11	0.0	0.0	0	NA	2	25	25t	1	5	0	1	20	2
2008	Buffalo	16	3	11	8	3	1.5	9.0	1	NA	0	0	-	0	0	0	2	0	15
2009	Buffalo	16	12	91	62	29	2.0	7.0	2	4	4	23	27	0	5	1	0	0	12
2010	Buffalo	16	2	17	13	4	0.0	0.0	0	0	2	65	56	0	3	0	0	0	18
2011	Buffalo	13	13	104	76	28	0.0	0.0	1	2	4	26	12	0	6	2	1	0	2
2012	Buffalo	16	16	98	73	25	0.0	0.0	0	0	0	0	-	0	5	0	0	0	6
2013	Tennessee	16	3	33	25	8	0.0	0.0	0	2	1	0	0	0	5	0	0	0	19
2014	Tennessee	16	10	65	49	16	1.0	0.0	0	4	1	0	0	0	4	0	0	0	4
NFL Totals		124	68	460	336	124	4.5	16.0	4	12	14	139	56	1	33	3	4	20	80

Single-Game Highs

- Tackles - 15 vs. Houston (11/1/09)  
Interceptions - 1 (14 times, last at Cincinnati 9/21/14)  
Interception Long - 56 at Cincinnati (11/21/10)  
Sacks - 2 at Miami (10/4/09)  
Forced Fumbles - 1 (Three times, last at New England 1/1/12)  
Fumble Recovery - 1 (Four times, last vs. Miami 12/18/11)

Additional Statistics

- Touchdowns - 2 (25-yard interception return vs. Dallas, 10/8/07; 20-yard fumble return vs. Miami, 12/9/07)  
Special Teams Fumble Recovery - 1 (2010)  
Rushing - 1 for 6 yards on fake punt (2011)  
Kickoff Returns - 1 return for 0 yards (2007)

# GEORGE WILSON'S GAME-BY-GAME

## 2007 Buffalo Bills

Date	Opp	W/L	P/S	Tot Solo Asst	Sk - Yds	QB	TFL	Int - Yds	-TD	PD	FF	FR - Yds	SpT
Sept 9	Den	IA											
Sept 16	@ Pit	p		0 0 0	0.0 0.0	0	NA	0 0 0	0 0 0	0 0 0	0 0	0	-
Sept 23	@ NE	p		0 0 0	0.0 0.0	0	NA	0 0 0	0 0 0	0 0 0	0 0	0	-
Sept 30	NYJ	p		0 0 0	0.0 0.0	0	NA	0 0 0	0 0 0	0 0 0	0 0	0	-
Oct 8	Dal	S		6 4 2	0.0 0.0	0	NA	1 25 1	1 1 0	0 0 0	0 0	0	-
Oct 21	Bal	S		4 4 0	0.0 0.0	0	NA	0 0 0	0 0 0	0 0 0	0 0	0	-
Oct 28	@ NYJ	S		6 5 1	0.0 0.0	0	NA	1 0 0	3 0 0	0 0 0	0 0	0	-
Nov 4	Cin	S		8 6 2	0.0 0.0	0	NA	0 0 0	1 0 0	0 0 0	0 0	0	-
Nov 11	@ Mia	S		6 5 1	0.0 0.0	0	NA	0 0 0	0 0 0	0 0 0	0 0	0	-
Nov 18	NE	S		5 3 2	0.0 0.0	0	NA	0 0 0	0 0 0	0 0 0	0 0	0	-
Nov 25	@ Jax	S		3 1 2	0.0 0.0	0	NA	0 0 0	0 0 0	0 0 0	0 0	0	-
Dec 2	@ Was	S		2 1 1	0.0 0.0	0	NA	0 0 0	0 0 0	0 0 0	0 0	0	-
Dec 9	Mia	S		1 1 0	0.0 0.0	0	NA	0 0 0	0 0 0	1 20	0	0	-
Dec 16	@ Cle												
Dec 23	NYG												
Dec 30	@ Phi												
Totals				12/9	41 30 11	0.0 0.0	0	NA	2 25 1	5 0 1	20	2	

Placed on injured reserve on Dec. 14, 2007

## 2011 Buffalo Bills

Date	Opp	W/L	P/S	Tot Solo Asst	Sk - Yds	QB	TFL	Int - Yds	-TD	PD	FF	FR - Yds	SpT
Sept 11	@ KC	S		5 5 0	0.0 0.0	0	1	0 0 0	0 0 0	1 0 0	0	0	-
Sept 18	Oak	S		7 4 3	0.0 0.0	0	0	0 0 0	0 0 0	0 0 0	0	0	-
Sept 25	NE	S		10 6 4	0.0 0.0	0	0	1 8 0	1 0 0	0 0 0	0	0	-
Oct 2	@ Cin	S		12 8 4	0.0 0.0	0	0	1 5 0	1 0 0	0 0 0	0	0	-
Oct 9	Phi	S		11 11 0	0.0 0.0	1	1 1 1	1 0 3	0 0 0	0 0 0	0	0	-
Oct 16	@ NYG	S		10 7 3	0.0 0.0	0	0	0 0 0	0 0 0	0 0 0	0	0	-
Oct 30	Was	S		9 8 1	0.0 0.0	0	0	1 12 0	1 0 0	0 0 0	0	0	-
Nov 6	NYJ	S		5 3 2	0.0 0.0	0	0	0 0 0	0 0 0	0 0 0	0	0	-
Nov 13	@ Dal	S		8 6 2	0.0 0.0	0	0	0 0 0	0 0 0	0 0 0	0	0	-
Nov 20	@ Mia	IA											
Nov 27	@ NYJ	IA											
Dec 4	Ten	IA											
Dec 11	@ SD	S		6 5 1	0.0 0.0	0	0	0 0 0	0 0 0	0 0 0	0	0	-
Dec 18	Mia	S		7 4 3	0.0 0.0	0	0	0 0 0	0 0 0	0 1 0	0	0	-
Dec 24	Den	S		4 3 1	0.0 0.0	0	0	0 0 0	0 0 0	0 0 0	0	0	-
Jan 1	@ NE	S		10 6 4	0.0 0.0	0	0	0 0 0	0 0 0	1 0 0	0	0	-
Totals				13/13	104 76 28	0.0 0.0	1	2 4	26 0 6	2 1 0	0	2	

## 2008 Buffalo Bills

Date	Opp	W/L	P/S	Tot Solo Asst	Sk - Yds	QB	TFL	Int - Yds	-TD	PD	FF	FR - Yds	SpT
Sept 7	Sea	p		0 0 0	0.0 0.0	0	NA	0 0 0	0 0 0	0 0 0	0 0	0	0
Sept 14	@ Jax	p		0 0 0	0.0 0.0	0	NA	0 0 0	0 0 0	0 0 0	0 0	0	3
Sept 21	Oak	p		0 0 0	0.0 0.0	0	NA	0 0 0	0 0 0	0 0 0	0 0	0	1
Sept 28	@ StL	p		0 0 0	0.0 0.0	0	NA	0 0 0	0 0 0	0 0 0	0 0	0	3
Oct 5	@ Ari	p		3 2 1	0.0 0.0	0	NA	0 0 0	0 0 0	0 0 0	0 0	0	0
Oct 19	SD	S		1 1 0	0.0 0.0	0	NA	0 0 0	0 0 0	0 0 0	0 0	0	1
Oct 26	@ Mia	p		0 0 0	0.0 0.0	0	NA	0 0 0	0 0 0	0 0 0	0 0	0	1
Nov 2	NYJ	p		0 0 0	0.0 0.0	0	NA	0 0 0	0 0 0	0 0 0	0 0	0	0
Nov 9	@ NE	S		2 0 2	0.0 0.0	0	NA	0 0 0	0 0 0	1 0 0	0	0	0
Nov 17	Cle	p		1 1 0	0.0 0.0	0	NA	0 0 0	0 0 0	0 0 0	0 0	0	0
Nov 23	@ KC	S		4 4 0	1.0 5.0	1	NA	0 0 0	0 0 0	1 0 0	0	0	0
Nov 30	SF	p		0 0 0	0.0 0.0	0	NA	0 0 0	0 0 0	0 0 0	0 0	0	2
Dec 7	Mia	p		0 0 0	0.0 0.0	0	NA	0 0 0	0 0 0	0 0 0	0 0	0	0
Dec 14	@ NYJ	p		0 0 0	0.0 0.0	0	NA	0 0 0	0 0 0	0 0 0	0 0	0	2
Dec 21	@ Den	p		0 0 0	0.0 0.0	0	NA	0 0 0	0 0 0	0 0 0	0 0	0	2
Dec 28	NE	p		0 0 0	0.0 0.0	0	NA	0 0 0	0 0 0	0 0 0	0 0	0	0
Totals				16/3	11 8 3	1.5 5.0	1	NA	0 0 0	0 0 0	2 0	0	15

## 2009 Buffalo Bills

Date	Opp	W/L	P/S	Tot Solo Asst	Sk - Yds	QB	TFL	Int - Yds	-TD	PD	FF	FR - Yds	SpT
Sept 14	@ NE	p		0 0 0	0.0 0.0	0	0	0 0 0	0 0 0	0 0 0	0 0	0	-
Sept 20	TB	p		0 0 0	0.0 0.0	0	0	0 0 0	0 0 0	0 0 0	0 0	0	-
Sept 27	NO	p		1 0 1	0.0 0.0	0	0	0 0 0	0 0 0	0 0 0	0 0	0	-
Oct 4	@ Mia	S		5 5 0	2.0 7.0	0	0	0 0 0	0 0 1	0 0 0	0	0	-
Oct 11	Cle	S		6 4 2	0.0 0.0	0	0	0 0 0	0 0 0	0 0 0	0 0	0	-
Oct 18	@ NYJ	p		6 4 2	0.0 0.0	0	1	1 0 0	1 0 0	0 0 0	0	0	-
Oct 25	@ Car	S		10 7 3	0.0 0.0	0	1	1 -4	1 0 0	0 0 0	0	0	-
Nov 1	Hou	S		15 7 8	0.0 0.0	1	0	0 0 0	0 0 0	0 0 0	0 0	0	-
Nov 15	@ Ten	S		8 6 2	0.0 0.0	0	0	0 0 0	1 0 0	0 0 0	0	0	-
Nov 22	@ Jax	S		4 4 0	0.0 0.0	0	0	1 27	0 1 0	0 0 0	0	0	-
Nov 29	Mia	S		6 4 2	0.0 0.0	0	0	0 0 0	0 0 0	0 0 0	0 0	0	-
Dec 3	NYJ	S		10 8 2	0.0 0.0	0	0	0 0 0	0 0 0	0 0 0	0 0	0	-
Dec 13	@ KC	S		5 4 1	0.0 0.0	1	1	1 0 0	1 0 0	0 0 0	0	0	-
Dec 20	NE	S		7 4 3	0.0 0.0	0	0	0 0 0	0 0 0	0 0 0	0 0	0	-
Dec 27	@ Atl	S		3 3 0	0.0 0.0	0	1	0 0 0	0 0 0	0 0 0	0 0	0	-
Jan 3	Ind	S		5 2 3	0.0 0.0	0	0	0 0 0	0 0 0	0 0 0	0 0	0	-
Totals				16/12	91 62 29	2.0 7.0	2	4 4	23 0 5	1 0 0	0	0	12

## 2010 Buffalo Bills


Date	Opp	W/L	P/S	Tot Solo Asst	Sk - Yds	QB	TFL	Int - Yds	-TD	PD	FF	FR - Yds	SpT
Sept 12	Mia	S		5 4 1	0.0 0.0	0	0	0 0 0	0 0 0	0 0 0	0 0	0	-
Sept 19	@ GB	p		0 0 0	0.0 0.0	0	0	0 0 0	0 0 0	0 0 0	0 0	0	-
Sept 26	@ NE	p		0 0 0	0.0 0.0	0	0	0 0 0	0 0 0	0 0 0	0 0	0	-
Oct 3	NYJ	p		1 0 1	0.0 0.0	0	0	0 0 0	0 0 0	0 0 0	0 0	0	-
Oct 10	Jax	p		0 0 0	0.0 0.0	0	0	0 0 0	0 0 0	0 0 0	0 0	0	-
Oct 24	@ Bal	p		0 0 0	0.0 0.0	0	0	0 0 0	0 0 0	0 0 0	0 0	0	-
Oct 31	@ KC	S		3 3 0	0.0 0.0	0	0	0 0 0	0 0 0	0 0 0	0 0	0	-
Nov 7	Chi	p		0 0 0	0.0 0.0	0	0	0 0 0	0 0 0	0 0 0	0 0	0	-
Nov 14	Det	p		0 0 0	0.0 0.0	0	0	0 0 0	0 0 0	0 0 0	0 0	0	-
Nov 21	@ Cin	p		3 3 0	0.0 0.0	0	0	1 56	2 0 0	0 0 0	0	0	-
Nov 28	Pit	p		2 1 1	0.0 0.0	0	0	0 0 0	0 0 0	0 0 0	0 0	0	-
Dec 5	@ Min	p		1 1 0	0.0 0.0	0	0	0 0 0	0 0 0	0 0 0	0 0	0	-
Dec 12	Cle	p		0 0 0	0.0 0.0	0	0	0 0 0	0 0 0	0 0 0	0 0	0	-
Dec 19	@ Mia	p		0 0 0	0.0 0.0	0	0	1 9	0 1 0	0 0 0	0	0	-
Dec 26	NE	p		2 1 1	0.0 0.0	0	0	0 0 0	0 0 0	0 0 0	0 0	0	-
Jan 2	@ NYJ	p		0 0 0	0.0 0.0	0	0	0 0 0	0 0 0	0 0 0	0 0	0	-
Totals				16/2	17 13 4	0.0 0.0	0	0 2	65 0 3	0 0 0	0	0	18

## 2012 Buffalo Bills

Date	Opp	W/L	P/S	Tot Solo Asst	Sk - Yds	QB	TFL	Int - Yds	-TD	PD	FF	FR - Yds	SpT
Sept 9	@ NYJ	S		5 3 2	0.0 0.0	0	0	0 0 0	0 0 0	0 0 0	0 0	0	-
Sept 16	KC	S		5 3 2	0.0 0.0	0	0	0 0 0	0 0 0	1 0 0	0	0	-
Sept 23	@ Cle	S		6 6 0	0.0 0.0	0	0	0 0 0	0 0 0	0 0 0	0 0	0	-
Sept 30	NE	S		10 9 1	0.0 0.0	0	0	0 0 0	0 0 0	0 0 0	0 0	0	-
Oct 7	@ SF	S		6 6 0	0.0 0.0	0	0	0 0 0	0 0 0	0 0 0	0 0	0	-
Oct 14	@ Ari	S		6 5 1	0.0 0.0	0	0	0 0 0	0 0 0	0 0 0	0 0	0	-
Oct 21	Ten	S		8 6 2	0.0 0.0	0	0	0 0 0	0 0 0	1 0 0	0	0	-
Nov 4	@ Hou	S		5 3 2	0.0 0.0	0	0	0 0 0	0 0 0	0 0 0	0 0	0	-
Nov 11	@ NE	S		5 2 3	0.0 0.0	0	0	0 0 0	0 0 0	0 0 0	0 0	0	-
Nov 15	Mia	S		6 4 2	0.0 0.0	0	0	0 0 0	0 0 0	0 0 0	0 0	0	-
Nov 25	@ Ind	S		3 2 1	0.0 0.0	0	0	0 0 0	0 0 0	0 0 0	0 0	0	-
Dec 2	Jax	S		5 3 2	0.0 0.0	0	0	0 0 0	0 0 0	1 0 0	0	0	-
Dec 9	StL	S		3 2 1	0.0 0.0	0	0	0 0 0	0 0 0	2 0 0	0	0	-
Dec 16	Sea	S		10 8 2	0.0 0.0	0	0	0 0 0	0 0 0	0 0 0	0 0	0	-
Dec 23	@ Mia	S		9 8 1	0.0 0.0	0	0	0 0 0	0 0 0	0 0 0	0 0	0	-
Dec 30	NYJ	S		6 3 3	0.0 0.0	0	0	0 0 0	0 0 0	0 0 0	0 0	0	-
Totals				16/16	98 73 25	0.0 0.0	0	0 0	0 0 0	0 0 5	0 0	0	



95



# KAMERION WIMBLEY

OUTSIDE LINEBACKER • 6'4" • 258 lbs

COLLEGE: FLORIDA STATE • ACQUIRED: FREE AGENT - 2012

NFL EXP. (NFL/TITANS): 9/3 • HOMETOWN: WICHITA, KAN.

GAMES PLAYED/GAMES STARTED: 140/123 (PLAYOFFS: 0/0)



**PRO:** Nine-year pro Kamerion Wimbley is an excellent pass rusher that has played both outside linebacker and defensive end during his career. The 6-foot-4-inch, 258-pounder was signed as a free agent on March 20, 2012 to be a dynamic edge rusher. Wimbley has been durable, having missed just one game in his eight previous NFL seasons with the Cleveland Browns (2006-09), Oakland Raiders (2010-11) and Titans. Entering 2014, the former 2006 first-round pick has posted 51.5 career sacks.

## CAREER HIGHLIGHTS:

- In his first season with the Titans in 2012, Wimbley started all 16 games and tied for second on the team with six sacks. He also finished second on the defense with nine quarterback pressures.
- Notched a career-best four sacks of Philip Rivers at San Diego (11/10/11).
- In his first season with the Raiders in 2010, led the team with nine sacks and was named AFC Defensive Player of the Week after a three-sack performance in the regular season finale.
- In 2006, played in all 16 games and set a Browns rookie franchise record with a career-best 11 sacks. Wimbley recorded a sack in nine different games and ranked sixth in the AFC and 11th in the NFL in sacks.

## TITANS TIDBITS:

- In February 2013, Wimbley appeared on the *Rachael Ray* show in a cooking competition with tight end Martellus Bennett and defensive end Dwight Freeney. Wimbley won the contest, judged by former NFL player Tony Siragusa, with his andouille sausage and shrimp over grits.
- In March 2012, Wimbley competed in the American Ninja Warrior competition at Florida International University in Miami. His preliminary and regional final runs through the challenging obstacle course were shown on NBC and the G4 network.
- Wimbley counts Animal Planet as his favorite television network to watch. He is an animal lover and enjoys attending different dog shows in his free time.
- Wimbley owns two Wings & Things restaurants and two Twice as Nice barber shops in the Wichita area.

## CAREER TRANSACTIONS:

- The Wichita, Kan., native was originally selected by the Cleveland Browns in the first round (13th overall) of the 2006 NFL Draft.
- Traded by the Browns to the Oakland Raiders on March 14, 2010 for the Browns' 2010 third-round pick.
- Designated by the Raiders as the team's exclusive franchise player on Feb. 24, 2011 before reaching a long-term deal on Aug. 1, 2011.
- Released by the Raiders on March 16, 2012.
- Signed by the Titans as a free agent on March 20, 2012.

## SEASON RECAPS:

**2014 (13/12 - Tennessee):** Saw action in 13 games with 12 starts at outside linebacker and notched 41 tackles, two sacks, six quarterback pressures, four stops for loss and three passes defended. Collected a career-high four special teams tackles on coverage units. Was inactive for three contests. Tied for the team lead in sacks once in 2014 (vs. HOU). Led the team in passes defended once in 2014 (vs. DAL). Led the team in special teams tackles once in 2014 (at PHI).

- At Kansas City (9/7), started at outside linebacker and collected a quarterback pressure.
- Against Dallas (9/14), saw significant action as a reserve at outside linebacker and notched eight tackles, a quarterback pressure and a pass defended. Came off the edge and hit Tony Romo, causing a deflected pass in the second quarter.

- At Cincinnati (9/21), started at outside linebacker and posted four tackles.
- At Indianapolis (9/28), started at outside linebacker and amassed five tackles, including a stop for loss. Stuffed Trent Richardson for a two-yard loss on a rush off right guard in the second stanza.
- Against Cleveland (10/5), started at outside linebacker and registered two tackles, including a stop for loss and a quarterback pressure. Stopped Ben Tate for a two-yard loss on a short pass in the first quarter.
- Against Jacksonville (10/12), started at outside linebacker and totaled two tackles, including a sack, a stop for loss, a quarterback pressure and a pass defended. Dropped Blake Bortles for a five-yard sack late in the fourth quarter.
- At Washington (10/19), started at outside linebacker and collected a tackle. Notched a solo special teams tackle on coverage units. Combined with Wesley Woodyard to stuff Alfred Morris for a three-yard loss on a rush off left end in the second quarter.
- Against Houston (10/26), started at outside linebacker and posted two tackles, including a sack, a stop for loss and a pass defended. Dropped Ryan Fitzpatrick for a nine-yard sack late in the second quarter.
- At Baltimore (11/9), started at outside linebacker and tallied three tackles.
- Against Pittsburgh (11/17), started at outside linebacker and notched six tackles and two quarterback pressures.
- At Philadelphia (11/23), started at outside linebacker and amassed a tackle before leaving the game in the second quarter with an injury. Led the team with three special teams tackles.
- At Houston (11/30), was inactive.
- Against N.Y. Giants (12/7), was inactive.
- Against N.Y. Jets (12/14), was inactive.
- At Jacksonville (12/18), started at outside linebacker and registered five tackles.
- Against Indianapolis (12/28), started at outside linebacker and tallied two tackles.

**2013 (16/1 - Tennessee):** Played in all 16 games with one start at defensive end and totaled 24 tackles, three sacks, three quarterback pressures, a stop for loss and two passes defended. Posted a special teams stop. Tied for the team lead in sacks twice (at HOU, at JAX). Tied for the team lead in quarterback pressures three times (vs. KC, at SEA, at STL).

- At Houston (9/15), compiled two tackles, including a sack. Ended a Texans' drive by sacking Matt Schaub for an 11-yard loss on third-and-10 in the fourth quarter.
- Against Kansas City (10/6), recorded a pass defended and a quarterback pressure. Came off the edge and batted a pass intended for Knile Davis on third-and-six in the fourth quarter.
- At Seattle (10/13), started at defensive end and tallied three tackles and a quarterback pressure. Tied for the team lead with two special teams tackles.
- At Indianapolis (12/1), dropped Andrew Luck for a 10-yard sack in the second quarter.
- At Jacksonville (12/22), accumulated two tackles, including a sack, a stop for loss and a pass defended. Dropped Chad Henne for a four-yard sack in the first quarter. Stuffed Jordan Todman for a one-yard loss on a rush up the middle in the fourth quarter.

**2012 (16/16 - Tennessee):** Started all 16 games at defensive end in his first season with the Titans and tied for second on the team with six sacks, while finishing second on the squad with nine quarterback pressures. Also posted 38 tackles, including two tackles for loss and a forced fumble. Led or tied for the team lead in sacks four times (vs. NE, at BUF, vs. CHI, at

JAX). Led or tied for the team lead in quarterback pressures three times (at SD, at BUF, vs. CHI). Played in his 100th career regular season game at Minnesota (10/7/12).

- Against New England (9/9), started at defensive end and collected four tackles, including a sack, in his Titans debut. Halted a Patriots' drive by sacking Tom Brady for an eight-yard loss on third-and-four early in the second quarter.
- At Minnesota (10/7), started at defensive end in his 100th career regular season game and totaled a tackle for loss. Combined with Michael Griffin to stop Adrian Peterson for a one-yard loss on a rush off left tackle in the third quarter.
- At Buffalo (10/21), posted three tackles, including a sack, a tackle for loss and a quarterback pressure. Teamed with Derrick Morgan to stuff C.J. Spiller for a three-yard loss on a rush off right guard in the second stanza. Came off the edge and strip-sacked Ryan Fitzpatrick and the fumble was recovered by Derrick Morgan at the Buffalo 32-yard line early in the third quarter. Combined with Al Afalava to stop C.J. Spiller for no gain on a rush off left tackle in the fourth quarter.
- Against Indianapolis (10/28), tallied two tackles and a half sack. Combined with Derrick Morgan to drop Andrew Luck for a four-yard sack in the second quarter.
- At Chicago (11/4), dropped Jay Cutler for a nine-yard sack early in the second quarter.
- At Jacksonville (11/25), collected 1.5 sacks and a quarterback pressure. Came off the edge and sacked Chad Henne for a two-yard loss in the second quarter. Ended a Jaguars' drive by teaming with Zach Brown to sack Henne for a nine-yard loss on third-and-four in the third stanza.
- Against Jacksonville (12/30), recorded a sack. Combined with Derrick Morgan to sack Chad Henne for a seven-yard loss in the second quarter. Teamed with Sen'Derrick Marks to sack Chad Henne for an eight-yard loss in the fourth quarter.

**2011 (16/16 - Oakland):** Started all 16 games for the second straight season and posted 62 tackles, seven sacks for losses totaling 56 yards, three passes defended and one interception.

- Against N.Y. Jets (9/25), posted three solo tackles and one pass defended. Notched a sack for loss of nine yards.
- Against Denver (11/6), collected six solo tackles and recorded a sack for loss of 11 yards.
- At San Diego (11/10), established a career high with four sacks for losses totaling 27 yards. Posted a season-high seven solo tackles and was credited with a pass defended.
- Against Chicago (11/27), picked off a pass at the 15-yard line and returned it 73 yards to help set up a Raiders field goal. Added four solo tackles and a sack for loss of seven yards.

**2010 (16/16 - Oakland):** Started all 16 games at outside linebacker and led the team with nine sacks for 59.5 yards in losses. Added 58 tackles, one forced fumble and one pass defended. Named AFC Defensive Player of the Week after a three-sack performance in Week 17.

- At Tennessee (9/12), made his Raiders debut and recorded five tackles, including a sack for loss of 10 yards. Forced a fumble on the sack that was recovered by Raiders and led to a field goal.
- Against Seattle (10/31), posted four tackles and added 1.5 sacks for losses totaling 9.5 yards.
- At Kansas City (1/2), named AFC Defensive Player of the Week and totaled a career-high three sacks for losses totaling 21 yards. Added seven tackles.

**2009 (15/15 - Cleveland):** Started 15 games at outside linebacker and collected a career-high 68 tackles, while leading the team with 6.5 sacks. Ranked third on the team in tackles. Was inactive due to illness, missing first career game at Pittsburgh (10/18).

- At Baltimore (9/27), totaled five tackles and recorded a sack.
- Against Cincinnati (10/4), notched seven tackles and a sack.
- At Buffalo (10/11), set a career high with 11 tackles and posted a sack for the third straight game.
- At Cincinnati (11/29), posted four tackles, a forced fumble and one sack for a nine-yard loss.

**2008 (16/16 - Cleveland):** Started all 16 games for second straight season and totaled 66 tackles, four sacks, two passes defended and one interception.

- At Cincinnati (9/28), totaled three solo tackles, one sack and one forced fumble that led to a touchdown.

• At Washington (10/19), ranked second on the team with 10 tackles and had one pass defended.

- At Jacksonville (10/26), totaled six tackles. Helped limit Jaguar running backs to just 53 yards (2.7 avg.) on the ground.
- At Buffalo (11/17), totaled five tackles and recorded first career interception, picking off a first quarter pass on a deflection. Part of a defense that forced four turnovers.
- Against Houston (11/23), had four tackles, including one tackle for loss. Posted a sack for four-yard loss.
- At Philadelphia (12/15), posted three tackles and had one sack for loss of six yards.

**2007 (16/16 - Cleveland):** Started all 16 games and led team with five sacks and 20 quarterback hurries. Recorded 51 tackles, one pass defended and four forced fumbles.

- At Oakland (9/23), had five solo tackles and recorded two sacks for losses totaling 16 yards, while also forcing a fumble.
- Against Baltimore (9/30), posted two tackles and was credited with three quarterback hurries.
- Against Miami (10/14), posted four solo tackles and a sack for a six-yard loss.
- At Baltimore (11/18), totaled one tackle and recorded a sack for nine-yard loss, forcing a fumble that led to a Browns field goal.
- At N.Y. Jets (12/9), had four tackles and posted a sack for a three-yard loss, forcing a fumble.

**2006 (16/15 - Cleveland):** Played in all 16 games as a rookie, making 15 starts at outside linebacker and set a franchise record for rookies with 11 sacks for losses totaling 59.5 yards. Recorded a sack in nine different games and ranked sixth in the AFC and 11th in the NFL in sacks. His sack total ranked second among NFL rookies. Added 62 tackles, one forced fumble and three fumble recoveries.

- Against New Orleans (9/10), made his NFL debut and posted four tackles, including one tackle for loss.
- At Cincinnati (9/17), made first career start and totaled three tackles, including his first career sack for five-yard loss.
- At Oakland (10/1), totaled three tackles, including one for loss. Recorded two sacks for losses totaling 13 yards, marking first career multiple-sack game.
- Against N.Y. Jets (10/29), led the team with seven tackles and recorded a forced fumble that led to a Browns field goal.
- At San Diego (11/5), had two tackles and posted 1.5 sacks for losses totaling 12.5 yards.
- Against Tampa Bay (12/24), had eight tackles and posted two sacks for losses totaling six yards. Forced a fumble that was returned 40 yards for a touchdown.

#### COLLEGE:

- Played 49 career games at Florida State and posted 108 tackles (67 solo), 12 sacks for 85 yards, 23.5 tackles for loss, 31 quarterback pressures, three fumble recoveries, one forced fumble and eight passes defended.
- As a senior in 2005, took over the right defensive end duties and was named All-Atlantic Coast Conference second team. Started the first nine games of the season at right defensive end and totaled 26 tackles (11 solo), 7.5 sacks for losses of 56 yards, 11 tackles for a loss, 17 quarterback hurries and four passes defended. Missed two games due to a left knee sprain.
- As a junior, played in every game in 2004, starting two games at right defensive end and finishing with 27 tackles (13 solo), two sacks for 13 yards in losses, 5.5 tackles for loss and one pass defended. Part of a defensive unit that allowed only 83.1 yards per game and 2.4 yards per carry on the ground during the season.
- As a sophomore in 2003, played in every game, including one start at right defensive end and recorded a career-high 38 tackles (30 solo) with 2.5 sacks for losses totaling 16 yards, seven tackles for loss, seven quarterback hurries, two passes defended, one forced fumble and one fumble recovery.
- One of eight true freshmen to letter for the Seminoles in 2002, playing in every game as a reserve defensive end. Recorded 17 tackles (13 solo), two recovered fumbles and one pass defended.
- Majored in social work at Florida State.

#### PERSONAL:

- Married to Monicha with two daughters, Meghan and Maliah.

- Attended Northwest (Wichita, Kan.) High School and graduated a semester early and enrolled at Florida State in the spring of 2002.
- Competed as a linebacker, quarterback, receiver and punter in high school.
- Earned Parade Magazine All-American honors during senior season. Also garnered SuperPrep All-American honors and was ranked the No. 5 prospect in Kansas. Ranked No. 4 defensive end by Rivals.com.
- Had his high school jersey number retired.
- Born Kamerion Wimbley on Oct. 13, 1983 in Wichita, Kan.

## KAMERION WIMBLEY'S NFL STATISTICS

REGULAR SEASON				TACKLES							INTERCEPTIONS					FUMBLES			
Year	Team	GP	GS	Tot	Solo	Asst	Sk	Yds	QBP	TFL	No	Yds	Lg	TD	PD	FF	FR	Yds	SpT
2006	Cleveland	16	15	79	53	26	11.0	59.5	NA	8	0	0	-	0	0	1	3	0	0
2007	Cleveland	16	16	70	46	24	5.0	34.0	NA	2	0	0	-	0	1	4	0	0	0
2008	Cleveland	16	16	86	61	25	4.0	18.0	NA	2	1	2	2	0	2	1	0	0	0
2009	Cleveland	15	15	74	52	22	6.5	54.0	NA	2	0	0	-	0	1	1	0	0	0
2010	Oakland	16	16	58	46	12	9.0	59.5	NA	3	0	0	-	0	1	1	0	0	0
2011	Oakland	16	16	63	52	11	7.0	54.0	NA	8	1	73	73	0	3	0	0	0	0
2012	Tennessee	16	16	38	18	20	6.0	42.0	9	2	0	0	0	0	0	1	0	0	0
2013	Tennessee	16	1	24	12	12	3.0	25.0	3	1	0	0	0	0	2	0	0	0	2
2014	Tennessee	13	12	41	18	23	2.0	14.0	6	4	0	0	0	0	3	0	0	0	4
NFL Totals		140	123	533	358	175	53.5	360.0	18	32	2	75	73	0	13	9	3	0	6

### Single-Game Highs

Tackles - 12 at Buffalo (10/11/09)

Sacks - 4.0 at San Diego (11/10/11)

Interceptions - 1 (Twice, last vs. Chicago 11/27/11)

Forced Fumbles - 1 (Nine times, last at Buffalo 10/21/12)

Fumble Recoveries - 1 (Three times, last at Baltimore 12/17/06)

Passes Defensed - **1 (12 times, last vs. Jacksonville 10/12/14)**

Special Teams Tackles - **3 at Philadelphia (11/23/14)**

## KAMERION WIMBLEY'S GAME-BY-GAME

### 2006 Cleveland Browns

Date	Opp	W/L	P/S	Tot	Solo	Asst	Sk	- Yds	QBP	TFL	Int	- Yds	-TD	PD	FF	FR	- Yds	SpT
Sept 10	NO	L	p	4	3	1	0.0	0.0	NA	1	0	0	0	0	0	0	0	0
Sept 17	@ Cin	L	S	4	3	1	1.0	5.0	NA	1	0	0	0	0	0	0	0	0
Sept 24	Bal	L	S	3	0	3	0.0	0.0	NA	0	0	0	0	0	0	0	0	0
Oct 1	@ Oak	W	S	6	4	2	2.0	0.0	NA	1	0	0	0	0	0	0	0	0
Oct 8	@ Car	L	S	4	3	1	0.0	0.0	NA	1	0	0	0	0	0	0	0	0
Oct 22	Den	L	S	5	4	1	0.0	0.0	NA	1	0	0	0	0	0	0	0	0
Oct 29	NYJ	W	S	8	6	2	0.0	0.0	NA	1	0	0	0	0	1	0	0	0
Nov 5	@ SD	L	S	4	2	2	1.5	12.0	NA	0	0	0	0	0	0	0	0	0
Nov 12	@ Atl	W	S	3	3	0	1.0	3.0	NA	0	0	0	0	0	0	0	0	0
Nov 19	Pit	L	S	1	1	0	1.0	10.0	NA	0	0	0	0	0	0	0	0	0
Nov 26	Cin	L	S	6	3	3	0.0	0.0	NA	1	0	0	0	0	0	0	0	0
Dec 3	KC	W	S	4	2	2	1.0	4.0	NA	0	0	0	0	0	0	0	0	0
Dec 7	@ Pit	L	S	6	3	3	0.0	0.0	NA	0	0	0	0	0	0	1	0	0
Dec 17	@ Bal	L	S	9	7	2	0.5	3.5	NA	0	0	0	0	0	0	1	0	0
Dec 24	TB	L	S	8	6	2	2.0	6.0	NA	0	0	0	0	0	1	0	0	0
Dec 31	@ Hou	L	S	4	3	1	1.0	3.0	NA	1	0	0	0	0	0	0	0	0
<b>Totals</b>	<b>4-12 16/15</b>			<b>79</b>	<b>53</b>	<b>26</b>	<b>11.0</b>	<b>59.5</b>	<b>NA</b>	<b>8</b>	<b>0</b>	<b>0</b>	<b>0</b>	<b>0</b>	<b>1</b>	<b>3</b>	<b>0</b>	<b>0</b>

### 2007 Cleveland Browns

Date	Opp	W/L	P/S	Tot	Solo	Asst	Sk	- Yds	QBP	TFL	Int	- Yds	-TD	PD	FF	FR	- Yds	SpT
Sept 9	Pit	L	S	2	2	0	0.0	0.0	NA	0	0	0	0	0	0	0	0	0
Sept 16	Cin	W	S	3	3	0	0.0	0.0	NA	0	0	0	0	0	0	0	0	0
Sept 23	@ Oak	L	S	6	6	0	2.0	16.0	NA	0	0	0	0	0	1	0	0	0
Sept 30	Bal	W	S	4	2	2	0.0	0.0	NA	0	0	0	0	0	0	0	0	0
Oct 7	@ NE	L	S	5	3	2	0.0	0.0	NA	0	0	0	0	0	0	0	0	0
Oct 14	Mia	W	S	4	4	0	1.0	6.0	NA	0	0	0	0	0	0	0	0	0
Oct 28	@ Stl	W	S	5	2	3	0.0	0.0	NA	0	0	0	0	0	0	0	0	0
Nov 4	Sea	W	S	4	4	0	0.0	0.0	NA	0	0	0	0	0	0	0	0	0

Nov 11	@ Pit	L	S	2	1	1	0.0	0.0	NA	0	0	0	0	0	0	0	0	0
Nov 18	@ Bal	W	S	4	3	1	1.0	9.0	NA	0	0	0	0	0	1	0	0	0
Nov 25	Hou	W	S	5	2	3	0.0	0.0	NA	1	0	0	0	0	1	1	0	0
Dec 2	@ Ari	L	S	6	4	2	0.0	0.0	NA	0	0	0	0	0	0	0	0	0
Dec 9	@ NYJ	W	S	7	4	3	1.0	3.0	NA	0	0	0	0	0	1	0	0	0
Dec 16	Buf	W	S	8	4	4	0.0	0.0	NA	0	0	0	0	0	0	0	0	0
Dec 23	@ Cin	L	S	1	0	1	0.0	0.0	NA	0	0	0	0	0	0	0	0	0
Dec 30	SF	W	S	4	2	2	0.0	0.0	NA	1	0	0	0	0	0	0	0	0
<b>Totals</b>	<b>10-6 16/16</b>			<b>70</b>	<b>46</b>	<b>24</b>	<b>5.0</b>	<b>34.0</b>	<b>NA</b>	<b>2</b>	<b>0</b>	<b>0</b>	<b>0</b>	<b>1</b>	<b>4</b>	<b>0</b>	<b>0</b>	<b>0</b>

### 2008 Cleveland Browns

Date	Opp	W/L	P/S	Tot	Solo	Asst	Sk	- Yds	QBP	TFL	Int	- Yds	-TD	PD	FF	FR	- Yds	SpT
Sept 7	Dal	L	S	3	3	0	0.0	0.0	NA	0	0	0	0	0	0	0	0	0
Sept 14	Pit	L	S	3	1	2	0.0	0.0	NA	0	0	0	0	0	0	0	0	0
Sept 21	@ Bal	L	S	3	2	1	0.0	0.0	NA	0	0	0	0	0	0	0	0	0
Sept 28	@ Cin	W	S	6	4	2	1.0	2.0	NA	0	0	0	0	0	1	0	0	0
Oct 13	NYG	W	S	5	0	5	0.0	0.0	NA	0	0	0	0	0	0	0	0	0
Oct 19	@ Was	L	S	10	8	2	0.0	0.0	NA	0	0	0	0	0	1	0	0	0
Oct 26	@ Jax	W	S	6	5	1	0.0	0.0	NA	0	0	0	0	0	0	0	0	0
Nov 2	Bal	L	S	3	3	0	0.0	0.0	NA	0	0	0	0	0	0	0	0	0
Nov 6	Den	L	S	5	5	0	1.0	6.0	NA	0	0	0	0	0	0	0	0	0
Nov 17	@ Buf	W	S	8	6	2	0.0	0.0	NA	0	1	2	0	1	0	0	0	0
Nov 23	Hou	L	S	5	4	1	1.0	4.0	NA	1	0	0	0	0	0	0	0	0
Nov 30	Ind	L	S	5	3	2	0.0	0.0	NA	0	0	0	0	0	0	0	0	0
Dec 7	@ Ten	L	S	4	2	2	0.0	0.0	NA	0	0	0	0	0	0	0	0	0
Dec 15	@ Phi	L	S	6	4	2	1.0	6.0	NA	0	0	0	0	0	0	0	0	0
Dec 21	Cin	L	S	6	5	1	0.0	0.0	NA	0	0	0	0	0	0	0	0	0
Dec 28	@ Pit	L	S	8	6	2	0.0	0.0	NA	1	0	0	0	0	0	0	0	0
<b>Totals</b>	<b>4-12 16/16</b>			<b>86</b>	<b>61</b>	<b>25</b>	<b>4.0</b>	<b>18.0</b>	<b>NA</b>	<b>2</b>	<b>1</b>	<b>2</b>	<b>0</b>	<b>2</b>	<b>1</b>	<b>0</b>	<b>0</b>	<b>0</b>

# KAMERION WIMBLEY'S GAME-BY-GAME CONT.

## 2009 Cleveland Browns

Date	Opp	W/L	P/S	Tot	Solo	Asst	Sk	- Yds	QBP	TFL	Int	- Yds	-TD	PD	FF	FR	- Yds	SpT
Sept 13	Min	L	S	3	3	0	0.0	0.0	NA	0	0	0	0	0	0	0	0	0
Sept 20	@ Den	L	S	5	4	1	0.0	0.0	NA	0	0	0	0	0	0	0	0	0
Sept 27	@ Bal	L	S	6	6	0	1.0	9.0	NA	0	0	0	0	0	0	0	0	0
Oct 4	Cin	L	S	8	6	2	1.0	6.0	NA	0	0	0	0	0	0	0	0	0
Oct 11	@ Buf	W	S	12	6	6	1.0	8.0	NA	1	0	0	0	0	0	0	0	0
Oct 18	@ Pit	L	IA															
Oct 25	GB	L	S	4	2	2	0.0	0.0	NA	0	0	0	0	0	0	0	0	0
Nov 1	@ Chi	L	S	4	4	0	1.0	11.0	NA	0	0	0	0	1	0	0	0	0
Nov 16	Bal	L	S	5	4	1	0.0	0.0	NA	0	0	0	0	0	0	0	0	0
Nov 22	@ Det	L	S	4	3	1	0.0	0.0	NA	0	0	0	0	0	0	0	0	0
Nov 29	@ Cin	L	S	5	4	1	1.0	9.0	NA	0	0	0	0	0	0	0	0	0
Dec 6	SD	L	S	6	2	4	0.5	4.0	NA	0	0	0	0	0	1	0	0	0
Dec 10	Pit	W	S	4	2	2	0.0	0.0	NA	0	0	0	0	0	0	0	0	0
Dec 20	@ KC	W	S	4	3	1	0.0	0.0	NA	0	0	0	0	0	0	0	0	0
Dec 27	Oak	W	S	2	2	0	0.0	0.0	NA	0	0	0	0	0	0	0	0	0
Jan 3	Jax	W	S	2	1	1	0.0	0.0	NA	1	0	0	0	0	0	0	0	0
Totals			5-11	15/15	74	52	22	6.5	54.0	NA	2	0	0	0	1	1	0	0

## 2010 Oakland Raiders

Date	Opp	W/L	P/S	Tot	Solo	Asst	Sk	- Yds	QBP	TFL	Int	- Yds	-TD	PD	FF	FR	- Yds	SpT
Sept 12	@ Ten	L	S	5	4	1	1.0	10.0	NA	0	0	0	0	0	1	0	0	0
Sept 19	StL	W	S	5	4	1	1.0	8.0	NA	1	0	0	0	0	0	0	0	0
Sept 26	@ Ari	L	S	0	0	0	0.0	0.0	NA	0	0	0	0	0	0	0	0	0
Oct 3	Hou	L	S	2	2	0	0.0	0.0	NA	0	0	0	0	0	0	0	0	0
Oct 10	SD	W	S	8	5	3	0.0	0.0	NA	0	0	0	0	0	0	0	0	0
Oct 17	@ SF	L	S	3	3	0	0.0	0.0	NA	0	0	0	0	0	0	0	0	0
Oct 24	@ Den	W	S	2	2	0	1.0	6.0	NA	0	0	0	0	0	0	0	0	0
Oct 31	Sea	W	S	4	3	1	1.5	9.5	NA	0	0	0	0	0	0	0	0	0
Nov 7	KC	W	S	4	3	1	0.0	0.0	NA	0	0	0	0	1	0	0	0	0
Nov 21	@ Pit	L	S	4	3	1	0.0	0.0	NA	1	0	0	0	0	0	0	0	0
Nov 28	Mia	L	S	2	2	0	0.0	0.0	NA	0	0	0	0	0	0	0	0	0
Dec 5	@ SD	W	S	4	4	0	1.0	1.0	NA	0	0	0	0	0	0	0	0	0
Dec 12	@ Jax	L	S	6	5	1	0.5	4.0	NA	0	0	0	0	0	0	0	0	0
Dec 19	Den	W	S	1	1	0	0.0	0.0	NA	1	0	0	0	0	0	0	0	0
Dec 26	Ind	L	S	1	1	0	0.0	0.0	NA	0	0	0	0	0	0	0	0	0
Jan 2	@ KC	W	S	7	4	3	3.0	21.0	NA	0	0	0	0	0	0	0	0	0
Totals			8-8	16/16	58	46	12	9.0	59.5	NA	3	0	0	0	1	1	0	0

## 2011 Oakland Raiders

Date	Opp	W/L	P/S	Tot	Solo	Asst	Sk	- Yds	QBP	TFL	Int	- Yds	-TD	PD	FF	FR	- Yds	SpT
Sept 12	@ Den	W	S	3	3	0	0.0	0.0	NA	1	0	0	0	0	0	0	0	0
Sept 18	@ Buf	L	S	3	2	1	0.0	0.0	NA	1	0	0	0	0	0	0	0	0
Sept 25	NYJ	W	S	3	3	0	1.0	9.0	NA	1	0	0	0	1	0	0	0	0
Oct 2	NE	L	S	3	1	2	0.0	0.0	NA	0	0	0	0	0	0	0	0	0
Oct 9	Hou	W	S	5	4	1	0.0	0.0	NA	0	0	0	0	0	0	0	0	0
Oct 16	Cle	W	S	3	3	0	0.0	0.0	NA	1	0	0	0	0	0	0	0	0
Oct 23	KC	L	S	4	3	1	0.0	0.0	NA	2	0	0	0	0	0	0	0	0
Nov 6	Den	L	S	6	6	0	1.0	11.0	NA	0	0	0	0	0	0	0	0	0
Nov 10	@ SD	W	S	7	7	0	4.0	27.0	NA	0	0	0	0	1	0	0	0	0
Nov 20	@ Min	W	S	4	2	2	0.0	0.0	NA	1	0	0	0	0	0	0	0	0
Nov 27	Chi	W	S	4	4	0	1.0	7.0	NA	0	1	73	0	1	0	0	0	0
Dec 4	@ Mia	L	S	3	3	0	0.0	0.0	NA	1	0	0	0	0	0	0	0	0
Dec 11	@ GB	L	S	3	2	1	0.0	0.0	NA	0	0	0	0	0	0	0	0	0
Dec 18	Det	L	S	2	2	0	0.0	0.0	NA	0	0	0	0	0	0	0	0	0
Dec 24	@ KC	W	S	5	4	1	0.0	0.0	NA	0	0	0	0	0	0	0	0	0
Jan 1	SD	L	S	5	3	2	0.0	0.0	NA	0	0	0	0	0	0	0	0	0
Totals			8-8	16/16	63	52	11	7.0	54.0	NA	8	1	73	0	3	0	0	0

## 2012 Tennessee Titans

Date	Opp	W/L	P/S	Tot	Solo	Asst	Sk	- Yds	QBP	TFL	Int	- Yds	-TD	PD	FF	FR	- Yds	SpT
Sept 9	NE	L	S	4	3	1	1.0	8.0	0	0	0	0	0	0	0	0	0	0
Sept 16	@ SD	L	S	1	1	0	0.0	0.0	2	0	0	0	0	0	0	0	0	0
Sept 23	Det	W	S	3	1	2	0.0	0.0	0	0	0	0	0	0	0	0	0	0
Sept 30	@ Hou	L	S	0	0	0	0.0	0.0	1	0	0	0	0	0	0	0	0	0
Oct 7	@ Min	L	S	1	0	1	0.0	0.0	0	1	0	0	0	0	0	0	0	0
Oct 11	Pit	W	S	3	1	2	0.0	0.0	1	0	0	0	0	0	0	0	0	0
Oct 21	@ Buf	W	S	3	1	2	1.0	9.0	1	1	0	0	0	0	1	0	0	0
Oct 28	Ind	L	S	2	2	0	0.5	2.0	0	0	0	0	0	0	0	0	0	0
Nov 4	Chi	L	S	2	1	1	1.0	9.0	1	0	0	0	0	0	0	0	0	0
Nov 11	@ Mia	W	S	1	0	1	0.0	0.0	0	0	0	0	0	0	0	0	0	0
Nov 25	@ Jax	L	S	2	1	1	1.5	6.5	1	0	0	0	0	0	0	0	0	0
Dec 2	Hou	L	S	3	0	3	0.0	0.0	0	0	0	0	0	0	0	0	0	0
Dec 9	@ Ind	L	S	0	0	0	0.0	0.0	0	0	0	0	0	0	0	0	0	0
Dec 17	NYJ	W	S	5	4	1	0.0	0.0	0	0	0	0	0	0	0	0	0	0
Dec 23	@ GB	L	S	7	2	5	0.0	0.0	2	0	0	0	0	0	0	0	0	0
Dec 30	Jax	W	S	1	1	0	1.0	7.5	0	0	0	0	0	0	0	0	0	0
Totals			6-10	16/16	38	18	20	6.0	42.0	9	2	0	0	0	1	0	0	0

## 2013 Tennessee Titans


Date	Opp	W/L	P/S	Tot	Solo	Asst	Sk	- Yds	QBP	TFL	Int	- Yds	-TD	PD	FF	FR	- Yds	SpT
Sept 8	@ Pit	W	p	2	0	2	0.0	0.0	0	0	0	0	0	0	0	0	0	0
Sept 15	@ Hou	L	p	2	1	1	1.0	11.0	0	0	0	0	0	0	0	0	0	0
Sept 22	SD	W	p	0	0	0	0.0	0.0	0	0	0	0	0	0	0	0	0	0
Sept 29	NYJ	W	p	3	1	2	0.0	0.0	0	0	0	0	0	0	0	0	0	0
Oct 6	KC	L	p	0	0	0	0.0	0.0	1	0	0	0	0	0	1	0	0	0
Oct 13	@ Sea	L	S	3	2	1	0.0	0.0	1	0	0	0	0	0	0	0	0	2
Oct 20	SF	L	p	2	2	0	0.0	0.0	0	0	0	0	0	0	0	0	0	0
Nov 3	@ StL	W	p	1	1	0	0.0	0.0	1	0	0	0	0	0	0	0	0	0
Nov 10	Jax	L	p	1	0	1	0.0	0.0	0	0	0	0	0	0	0	0	0	0
Nov 14	Ind	L	p	0	0	0	0.0	0.0	0	0	0	0	0	0	0	0	0	0
Nov 24	@ Oak	W	p	1	0	1	0.0	0.0	0	0	0	0	0	0	0	0	0	0
Dec 1	@ Ind	L	p	1	1	0	1.0	10.0	0	0	0	0	0	0	0	0	0	0
Dec 8	@ Den	L	p	3	0	3	0.0	0.0	0	0	0	0	0	0	0	0	0	0
Dec 15	Ari	L	p	1	1	0	0.0	0.0	0	0	0	0	0	0	0	0	0	0
Dec 22	@ Jax	W	p	2	2	0	1.0	4.0	0	1	0	0	0	1	0	0	0	0
Dec 29	Hou	W	p	2	1	1	0.0	0.0	0	0	0	0	0	0	0	0	0	0
Totals			7-9	16/1	24	12	12	3.0	25.0	3	1	0	0	0	2	0	0	2

## 2014 Tennessee Titans

Date	Opp	W/L	P/S	Tot	Solo	Asst	Sk	- Yds	QBP	TFL	Int	- Yds	-TD	PD	FF	FR	- Yds	SpT
Sept 7	@ KC	W	S	0	0	0	0.0	0.0	1	0	0	0	0	0	0	0	0	0
Sept 14	Dal	L	p	8	5	3	0.0	0.0	1	0	0	0	0	1	0	0	0	0
Sept 21	@ Cin	L	p	4	1	3	0.0	0.0	0	0	0	0	0	0	0	0	0	0
Sept 28	@ Ind	L	S	5	3	2	0.0	0.0	0	1	0	0	0	0	0	0	0	0
Oct 5	Cle	L	S	2	1	1	0.0	0.0	1	1	0	0	0	0	0	0	0	0
Oct 12	Jax	W	S	2	1	1	1.0	5.0	1	1	0	0	0	1	0	0	0	0
Oct 19	@ Was	L	S	1	0	1	0.0	0.0	0	0	0	0	0	0	0	0	0	1
Oct 26	Hou	L	S	2	2	0	1.0	9.0	0	1	0	0	0	1	0	0	0	0
Nov 9	@ Bal	L	S	3	1	2	0.0	0.0	0	0	0	0	0	0	0	0	0	0
Nov 17	Pit	L	S	6	2	4	0.0	0.0	2	0	0	0	0	0	0	0	0	0
Nov 23	@ Phi	L	S	1	0	1	0.0	0.0	0	0	0	0	0	0	0	0	0	3
Nov 30	@ Hou	L	IA															
Dec 7	NYG	L	IA															
Dec 14	NYJ	L	IA															
Dec 18	@ Jax	L	S	5	1	4	0.0	0.0	0	0	0	0	0	0	0	0	0	0
Dec 28	Ind	L	S	2	1	1	0.0	0.0	0	0	0	0	0	0	0	0	0	0
Totals		2-14	13/11	41	18	23	2.0	14.0	6	4	0	0	0	3	0	0	0	4



96



## AL WOODS

DEFENSIVE LINEMAN • 6'4" • 307 lbs • COLLEGE: LOUISIANA STATE  
ACQUIRED: UNRESTRICTED FREE AGENT - 2014 (PIT)  
NFL EXP. (NFL/TITANS): 5/1 • HOMETOWN: ELTON, LA.  
GAMES PLAYED/GAMES STARTED: 55/3 (PLAYOFFS: 0/0)



**PRO:** The Titans targeted unrestricted free agent defensive end Al Woods early in the 2014 offseason to help fulfill the team's commitment to get larger on the defensive front. The 6-foot-4-inch, 307-pounder has the ability to play all three spots on the defensive line, which adds to his value. Woods entered the NFL as a fourth-round selection by the New Orleans Saints. He has also spent time with the Tampa Bay Buccaneers, Seattle Seahawks and most recently the Pittsburgh Steelers, where he appeared in 28 games from 2012-2013.

### CAREER HIGHLIGHTS:

- In 2013, Woods saw action in all 16 games for the first time in his career and notched 20 tackles, two sacks and a pass defended with the Steelers.

### TITANS TIDBITS:

- Woods likes to fish and hunt deer and owns a farm with about 300 head of cattle and 90 horses in Elton, La.

### CAREER TRANSACTIONS:

- The Jennings, La., native was originally selected by the New Orleans Saints in the fourth round (123rd overall) of the 2010 NFL Draft.
- Released by the Saints on Sept. 4, 2010.
- Signed by the Pittsburgh Steelers to their practice squad on Sept. 8, 2010.
- Signed by the Tampa Bay Buccaneers to their active roster from the Steelers' practice squad on Nov. 3, 2010.
- Released by the Buccaneers on Sept. 3, 2011.
- Claimed by the Seattle Seahawks off waivers on Sept. 4, 2011.
- Released by the Seahawks on Nov. 8, 2011.
- Claimed by the Steelers off waivers on Nov. 9, 2011.
- Signed by the Titans as an unrestricted free agent on March 13, 2014.

### SEASON RECAPS:

**2014 (16/1 - Tennessee):** Saw action in all 16 games with one start at nose tackle in his first season with the Titans. Posted a career-high 31 tackles, a sack, two stops for loss and a quarterback pressure. Added a blocked field goal on special teams. Tied for the team lead in sacks once in 2014 (vs. NYJ).

- At Kansas City (9/7), played as a reserve at nose tackle and collected a tackle.
- Against Dallas (9/14), saw action as a reserve at nose tackle and notched two solo tackles.
- At Cincinnati (9/21), played as a reserve at nose tackle and posted two tackles. Teamed with George Wilson to stop Giovani Bernard for no gain on a rush off left tackle in the third stanza.
- At Indianapolis (9/28), saw action as a reserve at nose tackle and amassed four tackles.
- Against Cleveland (10/5), played as a reserve at nose tackle and registered two tackles, including a stop for loss. Stonewalled Terrance West for a two-yard loss on a rush off right guard in the second stanza.
- Against Jacksonville (10/12), saw action as a reserve at nose tackle and totaled a tackle.
- At Washington (10/19), played as a reserve at nose tackle and collected two tackles.
- Against Houston (10/26), saw action as a reserve at nose tackle and posted two tackles. Combined with Wesley Woodyard to stuff Alfred Blue for a one-yard loss on a rush off right tackle late in the third quarter.
- At Baltimore (11/9), started at nose tackle and tallied three tackles. Teamed with Wesley Woodyard to stuff Justin Forsett for no gain on a rush off right end in the opening stanza.
- Against Pittsburgh (11/17), played as a reserve at nose tackle and

notched two tackles and a quarterback pressure.

- At Philadelphia (11/23), saw action as a reserve at nose tackle and amassed three tackles. Teamed with Karl Klug to stuff LeSean McCoy for no gain on a rush off left end in the third quarter.
- At Houston (11/30), played as a reserve at nose tackle and notched two tackles, in addition to blocking a field goal on special teams. Teamed with Jason McCourty to stop Alfred Blue for no gain on a rush off right end in the first quarter. Teamed with Karl Klug to stuff Jonathan Grimes for a four-yard loss on a rush off right tackle in the final stanza. Blocked a 43-yard field goal attempt by Randy Bullock in the fourth quarter.
- Against N.Y. Giants (12/7), saw action as a reserve at nose tackle and totaled a tackle.
- Against N.Y. Jets (12/14), played as a reserve at nose tackle and collected two tackles, including a sack. Dropped Geno Smith for a seven-yard sack in the fourth quarter. Teamed with Sammie Hill to stop Chris Ivory no gain on a rush off left guard in the fourth quarter.
- At Jacksonville (12/18), saw action as a reserve at nose tackle and registered a tackle.
- Against Indianapolis (12/28), played as a reserve at nose tackle and tallied a tackle for loss. Tackled Matt Hasselbeck for a five-yard loss in the fourth quarter.

**2013 (16/2 - Pittsburgh):** Saw action on the defensive line and on special teams in all 16 games, making two starts. Posted 20 tackles, two sacks and a pass defended.

- At Cleveland (11/24), recorded the first two sacks of his career. Dropped Brandon Weeden for no loss late in the second quarter. Also sacked Weeden for a six-yard loss late in the fourth quarter.
- At Baltimore (11/28), made his first career start.
- Against Cincinnati (12/15), totaled a career-high five tackles.

**2012 (12/0 - Pittsburgh):** Saw action on the defensive line and on special teams in each of the first 12 games and collected two tackles. Was inactive for the final four contests.

- Against Philadelphia (10/7), recorded his first tackle of the season and first as a Steeler.

**2011 (2/0 - Seattle; 0/0, 0/0 - Pittsburgh):** Saw action in two games with the Seattle Seahawks and recorded two tackles. Was inactive for six games with Seattle. Was released by the Seahawks on Nov. 8, 2011. Signed to the Pittsburgh Steelers' active roster on Nov. 9, 2011 and was inactive for the remainder of the season and for the team's lone postseason contest.

**2010 (9/0 - Tampa Bay):** Saw action in nine games and totaled 17 tackles and a half sack. Spent the first seven weeks of the season on the Pittsburgh Steelers' practice squad after being released by the New Orleans Saints on Sept. 4, 2010.

### COLLEGE:

- Appeared in 41 games with 15 starts at Louisiana State and posted 73 tackles, 3.5 sacks and eight tackles for loss.
- As a senior (2009), started all 13 games recording 33 tackles and one sack. Also blocked a field goal that was returned for a touchdown.
- As a junior (2008), played in 10 contests with two starts totaling 11 tackles.
- Was a key contributor as a sophomore on LSU's National Championship squad, appearing in 12 games with one start and recording 22 tackles and two sacks.

- As a freshman (2006), appeared in six games, including the Sugar Bowl, and was credited with seven tackles and a sack.
- Majored in general studies with concentrations in African-American studies, communications studies and sports studies at Louisiana State.

#### PERSONAL:

- Attended Elton High School (Elton, La.) and received first-team All-State and All-District honors during his final two seasons.
- Posted 100 tackles as a senior and junior. Also played on the offensive line as a senior.
- Born Al Joseph Woods on March 25, 1987 in Jennings, La.

### AL WOODS' TITANS GAME-BY-GAME CONT.

2014 Tennessee Titans																									
Date	Opp	W/L	P/S	Tot	Solo	Asst	Sk	- Yds	QBP	TFL	Int	- Yds	TD	PD	FF	FR	- Yds	SpT							
Sept 7	@ KC	W	p	1	1	0	0.0	0.0	0	0	0	0	0	0	0	0	0	0	0	0	0	0	0	0	0
Sept 14	Dal	L	p	2	2	0	0.0	0.0	0	0	0	0	0	0	0	0	0	0	0	0	0	0	0	0	0
Sept 21	@ Cin	L	p	2	1	1	0.0	0.0	0	0	0	0	0	0	0	0	0	0	0	0	0	0	0	0	0
Sept 28	@ Ind	L	p	4	2	2	0.0	0.0	0	0	0	0	0	0	0	0	0	0	0	0	0	0	0	0	0
Oct 5	Cle	L	p	2	1	1	0.0	0.0	0	1	0	0	0	0	0	0	0	0	0	0	0	0	0	0	0
Oct 12	Jax	W	p	1	1	0	0.0	0.0	0	0	0	0	0	0	0	0	0	0	0	0	0	0	0	0	0
Oct 19	@ Was	L	p	2	0	2	0.0	0.0	0	0	0	0	0	0	0	0	0	0	0	0	0	0	0	0	0
Oct 26	Hou	L	p	2	1	1	0.0	0.0	0	0	0	0	0	0	0	0	0	0	0	0	0	0	0	0	0
Nov 9	@ Bal	L	S	3	1	2	0.0	0.0	0	0	0	0	0	0	0	0	0	0	0	0	0	0	0	0	0
Nov 17	Pit	L	p	2	0	2	0.0	0.0	1	0	0	0	0	0	0	0	0	0	0	0	0	0	0	0	0
Nov 23	@ Phi	L	p	3	2	1	0.0	0.0	0	0	0	0	0	0	0	0	0	0	0	0	0	0	0	0	0
Nov 30	@ Hou	L	p	2	0	2	0.0	0.0	0	0	0	0	0	0	0	0	0	0	0	0	0	0	0	0	0
Dec 7	NYG	L	p	1	0	1	0.0	0.0	0	0	0	0	0	0	0	0	0	0	0	0	0	0	0	0	0
Dec 14	NYJ	L	p	2	1	1	1.0	7.0	0	0	0	0	0	0	0	0	0	0	0	0	0	0	0	0	0
Dec 18	@ Jax	L	p	1	0	1	0.0	0.0	0	0	0	0	0	0	0	0	0	0	0	0	0	0	0	0	0
Dec 28	Ind	L	p	1	1	0	0.0	0.0	0	1	0	0	0	0	0	0	0	0	0	0	0	0	0	0	0
Totals				2-14	16/1	31	14	17	1.0	7.0	1	2	0	0	0	0	0	0	0	0	0	0	0	0	0

### AL WOODS' NFL STATISTICS

REGULAR SEASON				TACKLES							INTERCEPTIONS						FUMBLES				
Year	Team	GP	GS	Tot	Solo	Asst	Sk	Yds	QBP	TFL	No	Yds	Lg	TD	PD	FF	FR	Yds	SpT		
2010	Tampa Bay	9	0	17	12	5	0.5	2.5	NA	NA	0	0	0	0	0	0	0	0	0	0	0
2011	SEA/PIT	2	0	2	1	1	0.0	0.0	NA	NA	0	0	0	0	0	0	0	0	0	0	0
2012	Pittsburgh	12	0	2	1	1	0.0	0.0	NA	NA	0	0	0	0	0	0	0	0	0	0	0
2013	Pittsburgh	16	2	20	15	5	2.0	6.0	NA	NA	0	0	0	0	1	0	0	0	0	0	0
2014	Tennessee	16	1	31	14	17	1.0	7.0	1	2	0	0	0	0	0	0	0	0	0	0	0
NFL Totals		55	3	72	43	29	3.5	15.5	1	2	0	0	0	0	1	0	0	0	0	0	0

POSTSEASON				TACKLES							INTERCEPTIONS						FUMBLES				
Year	Team	GP	GS	Tot	Solo	Asst	Sk	Yds	QBP	TFL	No	Yds	Lg	TD	PD	FF	FR	Yds	SpT		
2011	Pittsburgh	0	0	0	0	0	0.0	0.0	NA	NA	0	0	0	0	0	0	0	0	0	0	0
NFL Totals		0	0	0	0	0	0.0	0.0	NA	NA	0	0	0	0	0	0	0	0	0	0	0

#### Single-Game Highs

Tackles - 5 vs. Cincinnati (12/15/13)

Sacks - 2 at Cleveland (11/24/13)

Passes Defensed - 1 vs. Cleveland (12/29/13)

#### Additional Statistics

Blocked Field Goal - 1 at Houston (11/30/14)

# 59



## WESLEY WOODYARD

LINEBACKER • 6'0" • 233 lbs • COLLEGE: KENTUCKY  
 ACQUIRED: UNRESTRICTED FREE AGENT (DEN) - 2014  
 NFL EXP. (NFL/TITANS): 7/1 • HOMETOWN: LaGRANGE, GA.  
 GAMES PLAYED/GAMES STARTED: 103/56 (PLAYOFFS: 6/1)



2014

**PRO:** The Titans signed Wesley Woodyard during the 2014 unrestricted free agency period, adding veteran leadership to the linebacking corps. Following his career at the University of Kentucky, the 6-foot, 233-pounder went undrafted and signed a free agent contract with the Denver Broncos. Woodyard spent six seasons in Denver and appeared 87 career regular season games, totaling 396 tackles, eight sacks, five interceptions, six forced fumbles and one fumble recovery. He was also a five-time team captain during his tenure with the Broncos.

### CAREER HIGHLIGHTS:

- Represented the only player in the NFL in 2012 — and just the 12th player in the last 30 years — to record at least 100 tackles, five sacks and three interceptions in a single season. Posted career highs in starts (14), tackles (114), sacks (5.5), interceptions (3), passes defended (6) and fumble recoveries (1).
- In 2011, started seven games for the Broncos and finished second on the club with 87 tackles to go along with two passes defended and two forced fumbles.
- In 2008, was the only Bronco to rank among the top eight on the team in both defensive tackles (54 - 8th) and special-teams stops (11 - T1st) while seeing time in all 16 games with six starts as a rookie.

### TITANS TIDBITS:

- Woodyard joined Hall of Fame running back Floyd Little as the only players in Broncos franchise history to serve as a captain in each of their first five years with the club. In 2004, Woodyard also became the first-ever Kentucky freshman to serve as a team captain.
- Woodyard is the co-founder of The 16Ways Foundation which recognizes an emotional need for at-risk youth. The Foundation works on a national level to develop and implement workshops, seminars, camps, and other activities. These events are designed to build self-esteem, promote responsibility for one's own actions and overcoming obstacles, and demonstrate the importance of academics, knowledge of career options, professional development, community involvement, and mental and physical fitness among youth of all socio-economic backgrounds. The Foundation's primary focus is to work with at-risk youth between the ages of 8 and 18 and a secondary focus on adults in employment transition.
- Woodyard was a three-time nominee for the Walter Payton NFL Man of the Year while with the Broncos in 2010-11 and 2013.

### CAREER TRANSACTIONS:

- The LaGrange, Ga., native was originally signed by the Denver Broncos as a rookie free agent on April 28, 2008.
- Signed by the Titans as an unrestricted free agent on March 14, 2014.

### SEASON RECAPS:

**2014 (16/16 - Tennessee):** Started all 16 games at linebacker and led the team with a career-high 134 tackles in his first season with the Titans. Tied for second on the team with two interceptions and tallied two and a half sacks, nine quarterback pressures, eight stops for loss and four passes defended. Notched two special teams tackles on coverage units. Led or tied for the team lead in tackles six times in 2014 (at KC, at CIN, at IND, at WAS, vs. NYG, vs. IND). Tied for the team lead in sacks once in 2014 (at KC). Led or tied for the team lead in passes defended twice in 2014 (at IND, at WAS). Was voted a team captain for the 2014 season by his teammates.

- At Kansas City (9/7), started at linebacker and led the team with seven tackles, including a sack and a tackle for loss. Halted a Chiefs' drive by

sacking Alex Smith for a three-yard loss on third-and-three on the first possession of the game.

- Against Dallas (9/14), started at linebacker and finished second on the team with 10 tackles. Teamed with Derrick Morgan to stop DeMarco Murray for no gain on a rush off left guard in the third quarter. Stopped Lance Dunbar for no gain on a rush up the middle in the fourth quarter.
- At Cincinnati (9/21), started at linebacker and led the team with 11 tackles, including a stop for loss. Stuffed Ryan Hewitt for no gain on rush up the middle late in the fourth quarter.
- At Indianapolis (9/28), started at linebacker and led the team with 12 tackles, two quarterback pressures, two passes defended, including an interception. Halted a Colts' drive by knocking down a pass intended for T.Y. Hilton on third-and-16 early in the first quarter. Set up the Titans first touchdown by intercepting an Andrew Luck pass intended for Hakeem Nicks late in the second quarter. Stopped Trent Richardson for no gain on a rush off right end early in the fourth quarter.
- Against Cleveland (10/5), started at inside linebacker and registered four tackles.
- Against Jacksonville (10/12), started at linebacker and totaled nine tackles, including a stop for loss and a quarterback pressure. Stuffed Storm Johnson for a four-yard loss on a short pass late in the third quarter.
- At Washington (10/19), started at inside linebacker and led the team with 11 tackles, an interception and a quarterback pressure. Combined with Kamerion Wimbley to stuff Alfred Morris for a three-yard loss on a rush off left end in the second quarter. Set up a Titans' touchdown by intercepting a Kirk Cousins pass intended for Andre Roberts in the second quarter.
- Against Houston (10/26), started at linebacker and posted eight tackles, including two tackles for loss and a quarterback pressure. Stuffed Arian Foster for a two-yard loss on a rush off right tackle in the opening quarter. Combined with Al Woods to stuff Alfred Blue for a one-yard loss on a rush off right tackle late in the third quarter. Stonewalled Blue for a one-yard loss on a rush off right tackle in the fourth quarter.
- At Baltimore (11/9), started at linebacker and tallied 11 tackles and a quarterback pressure. Teamed with Al Woods to stuff Justin Forsett for no gain on a rush off right end in the opening stanza.
- Against Pittsburgh (11/17), started at linebacker and notched three tackles, including a half sack and a quarterback pressure. Combined with Avery Williamson to sack Ben Roethlisberger for an eight-yard loss in the third quarter.
- At Philadelphia (11/23), started at linebacker and amassed 12 tackles and a pass defended. Notched a special teams tackle on coverage units.
- At Houston (11/30), started at linebacker and notched six tackles, including a stop for loss. Stuffed Arian Foster for no gain on a short pass in the second quarter. Stonewalled Jonathan Grimes for a four-yard loss on a rush up the middle late in the fourth quarter.
- Against N.Y. Giants (12/7), played in his 100th career regular season game. Started at linebacker and tied for the team lead with 10 tackles, including a stop for loss and a quarterback pressure. Combined with Ropati Pitoitua to stop Andre Williams for no gain on a rush off right tackle in the fourth quarter.
- Against N.Y. Jets (12/14), started at linebacker and collected six tackles.
- At Jacksonville (12/18), started at linebacker and registered five tackles, including a sack, a stop for loss and a quarterback pressure. Collected a special teams stop on coverage units. Dropped Blake Bortles for a five-yard sack in the third quarter.
- Against Indianapolis (12/28), started at linebacker and led the team with nine tackles.

**2013 (14/10, 3/0 - Denver):** Was elected a defensive season captain,

played 14 games with 10 starts. Earned his third career Broncos' Walter Payton NFL Man of the Year award. Ranked second on the team with 83 tackles and added 1.5 sacks, one interception, three tackles for a loss, eight quarterback hits, four pass breakups and one forced fumble. Played all three playoff contests, finishing with seven tackles.

- Against Baltimore (9/5), finished second on the club with 10 tackles, including half a sack, one tackle for a loss, two quarterback hits and one pass breakup.
- At N.Y. Giants (9/15), finished second with seven tackles and added a pass breakup and a quarterback hit.
- Against Oakland (9/23), tied for the team lead with eight tackles and added half a sack and a pair of quarterback hits.
- Against Philadelphia (9/29), recorded half a sack and finished third on the team with eight tackles.
- At New England (11/24), set a career high with 15 tackles and forced one fumble.
- At Kansas City (12/1), intercepted Alex Smith's pass in the end zone.

**2012 (15/14, 1/1 – Denver):** Appeared in 15 regular season games, starting a career-high 14 contests, and led the club with 114 tackles (70 solo), to go along with 5.5 sacks (47.5 yds.), three interceptions (40 yds.), six passes defended, one forced fumble and one fumble recovery. Added three special teams stops. Became the only player in the NFL in 2012—and just the 12th player in the last 30 years—to record at least 100 tackles, five sacks and three interceptions in a single season. Named to *USA Today's* All-Joe Team and earned the Darrent Williams Good Guy Award from the Denver chapter of the Pro Football Writers of America.

- Against New Orleans (10/28), earned the AFC Defensive Player of the Week Award honors after setting or matching career highs in nearly every defensive category and becoming the first Bronco to post one sack, one interception and one forced fumble in the same game.
- At Cincinnati (11/4), finished with a career-high 14 tackles to lead all players.
- Against Cleveland (12/23), set a career high with 1.5 sacks.
- Against Baltimore (1/12), tied for second on the team with seven tackles in Denver's AFC Divisional Playoff Game.

**2011 (15/7, 2/0 – Denver):** Played in 15 games, starting a then career-high seven contests. Ranked second on the team with 87 tackles to go along with two passes defended and two forced fumbles. Led the club with 10 special teams tackles for the second consecutive season and the third time in his four years with the team. Added one forced fumble on the kickoff coverage unit. Saw action in both of Denver's postseason games and collected one special teams stop.

- Against Cincinnati (9/18), matched a career-high with 13 tackles (10 solo) and added a pass defended.
- Against Chicago (12/11), forced a Marion Barber fumble in Denver territory in overtime to prevent a game-winning score and set up Denver's offense for the go-ahead field goal.

**2010 (11/3 – Denver):** Was named a team captain for the third consecutive year. Played 11 games with three starts and totaled 23 tackles, including one sack for 10 yards, in addition to a team-leading 15 special teams stops. Tied for fifth in the NFL with 1.36 special teams tackles per game.

- Against San Diego (1/2), recorded his first career sack for 10 yards in the regular-season finale.

**2009 (16/0 – Denver):** Was named a team captain. Played as a reserve in all 16 games and posted 35 tackles, one interception, two pass breakups and one forced fumble. Tied for fourth on the team with nine special teams tackles.

- At Cincinnati (9/13), made his first career interception.
- Against Pittsburgh (11/9), placed second on the club with seven tackles.
- At Kansas City (12/6), had three special teams tackles.

**2008 (16/6 – Denver):** Entered the NFL with the Broncos as a college free agent on April 28. Played all 16 games with six starts as a rookie and ranked eighth on the team with 54 tackles while adding one pass breakup and one forced fumble. Tied for the team lead with 11 special-teams tackles, including eight stops on kickoff coverage that tied for the club best. Was the only Broncos player to rank among the top eight on the team in both defensive tackles and special-teams stops. Tied for fourth in the league in unassisted tackles (36) according to press box totals during

a stretch from Weeks 10-14 when he logged the first five starts of his NFL career. Also saw time at safety late in the year.

- At N.Y. Jets (11/30), registered a season-best 13 stops.

#### **COLLEGE:**

- Earned first-team All-Southeastern Conference honors during each of his final two seasons at the University of Kentucky, where he played 47 career games with 42 starts and led the Wildcats in tackles during each of his last three years.
- Concluded his collegiate career ranked eighth in Wildcats history with 395 tackles (259 solo) while adding 6.5 sacks (48 yds.), two interceptions, 12 pass breakups, seven forced fumbles and seven fumble recoveries.
- As a senior, led the SEC in tackles per game (10.6) and tied for 14th in the nation with 139 total stops.
- Posted 122 tackles as a junior that represented the second-highest total in the SEC and ranked 14th in the nation.
- Garnered honorable mention All-SEC accolades as a sophomore with 100 tackles (75 solo).
- Began his collegiate career as a strong safety before switching to linebacker midway through his freshman season. Earned freshman all-conference honors and became the first-ever Kentucky freshman to serve as a team captain.
- Earned a bachelor's degree in social work from Kentucky.

#### **PERSONAL:**

- Married to Veronica and the couple has a son, Greyson.
- Was named the Georgia Class AAA Defensive Player of the Year by the *Atlanta Journal-Constitution* after posting 125 tackles as a senior at LaGrange (Ga.) High School. Helped his team post a 51-3 combined record during his prep career and win two state championships.
- Named the Broncos' nominee for the Walter Payton NFL Man of the Year in 2010-11 and earned the Darrent Williams Good Guy Award from the Denver chapter of the Pro Football Writers of America in 2012.
- Born Wesley Woodyard, Jr. on July 21, 1986, in LaGrange, Ga.



# WESLEY WOODYARD'S GAME-BY-GAME

## 2008 Denver Broncos

Date	Opp	W/L	P/S	Tot	Solo	Asst	Sk	- Yds	QBP	TFL	Int - Yds	-TD	PD	FF	FR - Yds	SpT
Sept 8	@ Oak	W	p	0	0	0	0.0	0.0	NA	NA	0	0	0	0	0	0
Sept 14	SD	W	p	0	0	0	0.0	0.0	NA	NA	0	0	0	0	0	0
Sept 21	NO	W	p	0	0	0	0.0	0.0	NA	NA	0	0	0	0	0	0
Sept 28	@ KC	L	p	0	0	0	0.0	0.0	NA	NA	0	0	0	0	0	0
Oct 5	TB	W	p	0	0	0	0.0	0.0	NA	NA	0	0	0	0	0	0
Oct 12	Jax	L	p	0	0	0	0.0	0.0	NA	NA	0	0	0	0	0	0
Oct 20	@ NE	L	p	0	0	0	0.0	0.0	NA	NA	0	0	0	0	0	0
Nov 2	Mia	L	p	0	0	0	0.0	0.0	NA	NA	0	0	0	0	0	0
Nov 6	@ Cle	W	S	10	9	1	0.0	0.0	NA	NA	0	0	0	0	0	0
Nov 16	@ Atl	W	S	11	8	3	0.0	0.0	NA	NA	0	0	0	0	0	0
Nov 23	Oak	L	S	8	7	1	0.0	0.0	NA	NA	0	0	0	0	0	0
Nov 30	@ NYJ	W	S	13	11	2	0.0	0.0	NA	NA	0	0	0	1	0	0
Dec 7	KC	W	S	8	8	0	0.0	0.0	NA	NA	0	0	0	1	0	0
Dec 14	@ Car	L	S	2	2	0	0.0	0.0	NA	NA	0	0	0	0	0	0
Dec 21	Buf	L	p	2	2	0	0.0	0.0	NA	NA	0	0	0	0	0	0
Dec 28	@ SD	L	p	0	0	0	0.0	0.0	NA	NA	0	0	0	0	0	0
<b>Totals</b>			<b>8-8</b>	<b>16/6</b>	<b>54</b>	<b>47</b>	<b>7</b>	<b>0.0</b>	<b>0.0</b>	<b>NA</b>	<b>NA</b>	<b>0</b>	<b>0</b>	<b>1</b>	<b>1</b>	<b>0</b>

## 2009 Denver Broncos

Date	Opp	W/L	P/S	Tot	Solo	Asst	Sk	- Yds	QBP	TFL	Int - Yds	-TD	PD	FF	FR - Yds	SpT
Sept 13	@ Cin	W	p	2	1	0	0.0	0.0	NA	NA	1	0	0	1	0	0
Sept 20	Cle	W	p	1	1	0	0.0	0.0	NA	NA	0	0	0	0	0	0
Sept 27	Oak	W	p	2	0	0	0.0	0.0	NA	NA	0	0	0	0	0	0
Oct 4	Dal	W	p	3	2	0	0.0	0.0	NA	NA	0	0	0	0	0	0
Oct 11	NE	W	p	5	3	0	0.0	0.0	NA	NA	0	0	0	1	0	0
Oct 19	@ SD	W	p	1	1	0	0.0	0.0	NA	NA	0	0	0	1	0	0
Nov 1	@ Bal	L	p	2	1	0	0.0	0.0	NA	NA	0	0	0	0	0	0
Nov 9	Pit	L	p	7	6	0	0.0	0.0	NA	NA	0	0	0	0	0	0
Nov 15	@ Was	L	p	3	3	0	0.0	0.0	NA	NA	0	0	0	0	0	0
Nov 22	SD	L	p	0	0	0	0.0	0.0	NA	NA	0	0	0	0	0	0
Nov 26	NYG	W	p	1	1	0	0.0	0.0	NA	NA	0	0	0	0	0	0
Dec 6	@ KC	W	p	1	1	0	0.0	0.0	NA	NA	0	0	0	0	0	0
Dec 13	@ Ind	L	p	3	1	0	0.0	0.0	NA	NA	0	0	0	0	0	0
Dec 20	Oak	L	p	2	2	0	0.0	0.0	NA	NA	0	0	0	0	0	0
Dec 27	@ Phi	L	p	0	0	0	0.0	0.0	NA	NA	0	0	0	0	0	0
Jan 3	KC	L	p	2	2	0	0.0	0.0	NA	NA	0	0	0	0	0	0
<b>Totals</b>			<b>8-8</b>	<b>16/0</b>	<b>35</b>	<b>25</b>	<b>10</b>	<b>0.0</b>	<b>0.0</b>	<b>NA</b>	<b>NA</b>	<b>1</b>	<b>0</b>	<b>2</b>	<b>1</b>	<b>0</b>

## 2010 Denver Broncos

Date	Opp	W/L	P/S	Tot	Solo	Asst	Sk	- Yds	QBP	TFL	Int - Yds	-TD	PD	FF	FR - Yds	SpT
Sept 12	@ Jax	L	p	0	0	0	0.0	0.0	NA	NA	0	0	0	0	0	0
Sept 19	Sea	W	IA													
Sept 26	Ind	L	S	0	0	0	0.0	0.0	NA	NA	0	0	0	0	0	0
Oct 3	@ Ten	W	IA													
Oct 10	@ Bal	L	S	0	0	0	0.0	0.0	NA	NA	0	0	0	0	0	0
Oct 17	NYJ	L	IA													
Oct 24	Oak	L	IA													
Oct 31	@ SF	L	IA													
Nov 14	KC	W	S	0	0	0	0.0	0.0	NA	NA	0	0	0	0	0	0
Nov 22	@ SD	L	p	6	4	2	0.0	0.0	NA	NA	0	0	0	0	0	0
Nov 28	StL	L	p	0	0	0	0.0	0.0	NA	NA	0	0	0	0	0	0
Dec 5	@ KC	L	p	1	1	0	0.0	0.0	NA	NA	0	0	0	0	0	0
Dec 12	@ Ari	L	p	1	1	0	0.0	0.0	NA	NA	0	0	0	0	0	0
Dec 19	@ Oak	L	p	1	1	0	0.0	0.0	NA	NA	0	0	0	0	0	0
Dec 26	Hou	W	S	9	8	1	0.0	0.0	NA	NA	0	0	0	0	0	0
Jan 2	SD	L	S	5	5	0	1.0	10.0	NA	NA	0	0	0	0	0	0
<b>Totals</b>			<b>4-12</b>	<b>11/3</b>	<b>23</b>	<b>20</b>	<b>3</b>	<b>1.0</b>	<b>10.0</b>	<b>NA</b>	<b>NA</b>	<b>0</b>	<b>0</b>	<b>0</b>	<b>0</b>	<b>0</b>

## 2011 Denver Broncos

Date	Opp	W/L	P/S	Tot	Solo	Asst	Sk	- Yds	QBP	TFL	Int - Yds	-TD	PD	FF	FR - Yds	SpT
Sept 12	Oak	L	S	6	5	1	0.0	0.0	NA	NA	0	0	0	0	0	0
Sept 18	Cin	W	S	13	10	3	0.0	0.0	NA	NA	0	0	0	1	0	0
Sept 25	@ Ten	L	S	9	6	3	0.0	0.0	NA	NA	0	0	0	0	0	0
Oct 2	@ GB	L	S	6	4	2	0.0	0.0	NA	NA	0	0	0	0	0	0
Oct 9	SD	L	p	7	6	1	0.0	0.0	NA	NA	0	0	0	0	0	0
Oct 23	@ Mia	W	S	4	3	1	0.0	0.0	NA	NA	0	0	0	0	0	0
Oct 30	Det	L	S	8	5	3	0.0	0.0	NA	NA	0	0	0	0	0	0
Nov 6	@ Oak	W	p	3	2	1	0.0	0.0	NA	NA	0	0	0	0	0	0
Nov 13	@ KC	W	IA													
Nov 17	NYJ	W	p	7	5	2	0.0	0.0	NA	NA	0	0	0	0	1	0
Nov 27	@ SD	W	p	7	3	4	0.0	0.0	NA	NA	0	0	0	0	0	0
Dec 4	@ Min	W	p	4	2	2	0.0	0.0	NA	NA	0	0	0	0	0	0
Dec 11	Chi	W	p	2	2	0	0.0	0.0	NA	NA	0	0	0	0	1	0
Dec 18	NE	L	S	8	5	3	0.0	0.0	NA	NA	0	0	0	0	0	0
Dec 24	@ Buf	L	p	3	2	1	0.0	0.0	NA	NA	0	0	0	1	0	0
Jan 1	KC	L	p	0	0	0	0.0	0.0	NA	NA	0	0	0	0	0	0
<b>Totals</b>			<b>8-8</b>	<b>15/7</b>	<b>87</b>	<b>60</b>	<b>27</b>	<b>0.0</b>	<b>0.0</b>	<b>NA</b>	<b>NA</b>	<b>0</b>	<b>0</b>	<b>2</b>	<b>2</b>	<b>0</b>
<b>Playoffs</b>																
Jan 8	Pit	W	p	0	0	0	0.0	0.0	NA	NA	0	0	0	0	0	0
Jan 14	@ NE	L	p	0	0	0	0.0	0.0	NA	NA	0	0	0	0	0	0
<b>Totals</b>			<b>1-1</b>	<b>2/0</b>	<b>0</b>	<b>0</b>	<b>0</b>	<b>0.0</b>	<b>0.0</b>	<b>NA</b>	<b>NA</b>	<b>0</b>	<b>0</b>	<b>0</b>	<b>0</b>	<b>0</b>

## 2012 Denver Broncos

Date	Opp	W/L	P/S	Tot	Solo	Asst	Sk	- Yds	QBP	TFL	Int - Yds	-TD	PD	FF	FR - Yds	SpT
Sept 9	Pit	W	S	12	12	0	1.0	5.0	NA	NA	0	0	0	0	0	0
Sept 17	@ Atl	L	S	6	5	1	0.0	0.0	NA	NA	0	0	0	0	0	0
Sept 23	Hou	L	p	1	1	0	0.0	0.0	NA	NA	1	7	0	1	0	0
Sept 30	Oak	W	S	6	1	5	0.5	1.0	NA	NA	0	0	0	0	0	0
Oct 7	@ NE	L	S	11	5	6	0.5	10.0	NA	NA	0	0	0	0	0	0
Oct 15	@ SD	W	S	9	6	3	0.0	0.0	NA	NA	0	0	0	0	0	0
Oct 28	NO	W	S	13	9	4	1.0	12.0	NA	NA	1	8	0	2	1	0
Nov 4	@ Cin	W	S	14	4	10	0.0	0.0	NA	NA	0	0	0	0	0	0
Nov 11	@ Car	W	S	5	3	2	0.0	0.0	NA	NA	0	0	0	0	0	0
Nov 18	SD	W	S	8	5	3	0.0	0.0	NA	NA	1	25	0	1	0	0
Nov 25	@ KC	W	S	9	8	1	1.0	9.0	NA	NA	0	0	0	1	0	0
Dec 2	TB	W	S	3	0	3	0.0	0.0	NA	NA	0	0	0	0	0	0
Dec 6	@ Oak	W	IA													
Dec 16	Bal	W	S	5	4	1	0.0	0.0	NA	NA	0	0	0	0	0	0
Dec 23	Cle	W	S	8	4	4	1.5	10.5	NA	NA	0	0	0	0	0	0
Dec 30	KC	W	S	4	3	1	0.0	0.0	NA	NA	0	0	0	0	0	0
<b>Totals</b>			<b>13-3</b>	<b>15/14</b>	<b>114</b>	<b>70</b>	<b>44</b>	<b>5.5</b>	<b>47.5</b>	<b>NA</b>	<b>NA</b>	<b>3</b>	<b>40</b>	<b>0</b>	<b>6</b>	<b>1</b>

## Playoffs

Jan 12	Bal	L	S	7	7	0	0.0	0.0	NA	NA	0	0	0	0	0	0
<b>Totals</b>			<b>0-1</b>	<b>1/1</b>	<b>7</b>	<b>7</b>	<b>0</b>	<b>0.0</b>	<b>0.0</b>	<b>NA</b>	<b>NA</b>	<b>0</b>	<b>0</b>	<b>0</b>	<b>0</b>	<b>0</b>

## 2013 Denver Broncos

Date	Opp	W/L	P/S	Tot	Solo	Asst	Sk	- Yds	QBP	TFL	Int	- Yds	-TD	PD	FF	FR	- Yds	SpT
Sept 5	Bal	W	S	10	5	5	0.5	4.0	NA	NA	0	0	0	1	0	0	0	0
Sept 1	@ NYG	W	S	7	4	3	0.0	0.0	NA	NA	0	0	0	1	0	0	0	0
Sept 23	Oak	W	S	8	4	4	0.5	5.5	NA	NA	0	0	0	0	0	0	0	0
Sept 29	Phi	W	S	8	4	4	0.5	1.5	NA	NA	0	0	0	0	0	0	0	0
Oct 6	@ Dal	W	S	2	2	0	0.0	0.0	NA	NA	0	0	0	0	0	0	0	0
Oct 13	Jax	W	IA															
Oct 20	@ Ind	L	IA															
Oct 27	Was	W	S	5	4	1	0.0	0.0	NA	NA	0	0	0	0	0	0	0	0
Nov 10	@ SD	W	S	11	5	6	0.0	0.0	NA	NA	0	0	0	0	0	0	0	0
Nov 17	KC	W	S	5	1	4	0.0	0.0	NA	NA	0	0	0	1	0	0	0	0
Nov 24	@ NE	L	S	15	7	8	0.0	0.0	NA	NA	0	0	0	0	0	0	0	0
Dec 1	@ KC	W	S	5	5	0	0.0	0.0	NA	NA	1	0	0	1	1	0	0	0
Dec 8	Ten	W	p	2	1	1	0.0	0.0	NA	NA	0	0	0	0	0	0	0	0
Dec 12	SD	L	p	3	3	0	0.0	0.0	NA	NA	0	0	0	0	0	0	0	0
Dec 22	@ Hou	W	p	1	1	0	0.0	0.0	NA	NA	0	0	0	0	0	0	0	0
Dec 29	@Oak	W	p	1	1	0	0.0	0.0	NA	NA	0	0	0	0	0	0	0	0
Totals		13-3	14/10	83	47	36	1.5	11.0	NA	NA	1	0	0	4	1	0	0	0

## WESLEY WOODYARD'S NFL STATISTICS

REGULAR SEASON		TACKLES									INTERCEPTIONS					FUMBLES			
Year	Team	GP	GS	Tot	Solo	Asst	Sk	Yds	QBP	TFL	No	Yds	Lg	TD	PD	FF	FR	Yds	SpT
2008	Denver	16	6	54	47	7	0.0	0.0	NA	NA	0	0	-	0	1	1	0	0	11
2009	Denver	16	0	35	25	10	0.0	0.0	NA	NA	1	0	0	0	2	1	0	0	9
2010	Denver	11	3	23	20	3	1.0	10.0	NA	NA	0	0	-	0	0	0	0	0	15
2011	Denver	15	7	87	60	27	0.0	0.0	NA	NA	0	0	-	0	2	2	0	0	10
2012	Denver	15	14	114	70	44	5.5	47.5	NA	NA	3	40	25	0	6	1	1	12	3
2013	Denver	14	10	83	47	36	1.5	11	NA	NA	1	0	0	0	4	1	0	0	1
2014	Tennessee	16	16	134	66	68	2.5	12.0	9	8	2	20	13	0	4	0	0	0	2
<b>NFL Totals</b>		<b>103</b>	<b>56</b>	<b>530</b>	<b>335</b>	<b>195</b>	<b>10.5</b>	<b>80.5</b>	<b>9</b>	<b>8</b>	<b>7</b>	<b>60</b>	<b>25</b>	<b>0</b>	<b>19</b>	<b>6</b>	<b>1</b>	<b>12</b>	<b>51</b>

PLAYOFFS		TACKLES									INTERCEPTIONS					FUMBLES			
Year	Team	GP	GS	Tot	Solo	Asst	Sk	Yds	QBP	TFL	No	Yds	Lg	TD	PD	FF	FR	Yds	SpT
2011	Denver	2	0	0	0	0	0.0	0.0	NA	NA	0	0	-	0	0	0	0	0	1
2012	Denver	1	1	7	7	0	0.0	0.0	NA	NA	0	0	-	0	0	0	0	0	0
2013	Denver	3	0	7	4	3	0.0	0.0	NA	NA	0	0	-	0	0	0	0	0	0
<b>NFL Totals</b>		<b>6</b>	<b>1</b>	<b>14</b>	<b>11</b>	<b>3</b>	<b>0.0</b>	<b>0.0</b>	<b>NA</b>	<b>NA</b>	<b>0</b>	<b>0</b>	<b>-</b>	<b>0</b>	<b>0</b>	<b>0</b>	<b>0</b>	<b>0</b>	<b>1</b>

### Single-Game Highs

Tackles - 15 at New England (11/24/13)  
 Sacks - 1.5 vs. Cleveland (12/23/12)  
 Interceptions - **1 (Seven times, last at Washington 10/19/14)**  
 Forced Fumble - 1 (Six times, last at New England 11/24/13)  
 Fumble Recovery - 1 vs. San Diego (11/18/12)  
 Passes Defensed - **2 (Twice, last at Indianapolis 9/28/14)**  
 Special Teams Tackles - 3 (Twice, last vs. St. Louis 11/28/10)

### Playoff Single-Game Highs

Tackles - 7 vs. Baltimore (1/12/13)  
 Special Teams Tackles - 1 at New England (12/14/12)

### Additional Statistics

Special Teams Forced Fumbles - 1 (2011), 1 (2013)



DEFENSIVE BACK • 5'11" • 212 lbs • COLLEGE: NEVADA  
ACQUIRED: 6TH ROUND - 2013 • NFL EXP. (NFL/TITANS): 1/1  
HOMETOWN: RIALTO, CALIF.  
GAMES PLAYED/GAMES STARTED: 3/0 (PLAYOFFS: 0/0)



- Single, splits time between Nashville and Rialto, Calif.
- Attended Carter (Rialto, Calif.) High School where he played safety and quarterback and was a four-year letterman.
- As a senior, rushed for more than 700 yards and seven touchdowns and threw for nearly 1,200 yards.
- Was Citrus Belt League MVP in 2007 and a two-time first-team All-League selection in 2006 and 2007. Was second-team All-League as a sophomore and Honorable Mention as a freshman.
- Guided team to city championship in 2006 and 2007.
- Also lettered in track and volleyball.
- Enjoys playing pool and bowling in his free time.
- List of favorites: (movie) "Bad Boys II"; (TV show) "Guy Code"; (actor) Denzel Washington; (music artists) Drake; (school subject) math; (car) Dodge Charger; (food) Fettuccine Alfredo; (sports hero) Deion Sanders; (video game) Call of Duty; (book) Harry Potter and (sports teams as a child) Los Angeles Lakers and Philadelphia Eagles.
- Follow Wooten on Twitter at @khalid\_wooten2.
- Born Khalid Bilal Wooten on Feb. 19, 1990 in San Bernardino, Calif.

[illegible]

# 25



## BLIDI WREH-WILSON

CORNERBACK • 6'1" • 198 lbs • COLLEGE: CONNECTICUT  
 ACQUIRED: 3RD ROUND - 2013 • NFL EXP. (NFL/TITANS): 2/2  
 HOMETOWN: EDINBORO, PA.  
 GAMES PLAYED/GAMES STARTED: 24/11 (PLAYOFFS: 0/0)



**PRO:** A big, athletic cornerback with the ability to excel in press coverage, Blidi Wreh-Wilson (pronounced blee-dee ray WIL-son) was selected by the Titans from the University of Connecticut in the third round of the 2013 NFL Draft. As a rookie, played in 13 games on special teams and as a reserve cornerback. In his second campaign, he has an opportunity to compete for a starting role. The 6-foot-1-inch, 198-pounder offers an impressive combination of size, athleticism, intelligence and footwork. He was also a leader at UConn, earning a role as team captain as a senior and winning the team's Most Valuable Player Award.

### CAREER HIGHLIGHTS:

- As a rookie in 2013, Wreh-Wilson played in 13 games in a reserve role and contributed nine tackles, one tackle for loss, one pass defended and one forced fumble. On special teams, he added five tackles and one forced fumble.
- As a senior at Connecticut, Wreh-Wilson started 11 games and was named the team's Most Valuable Player after contributing 47 tackles and an interception.
- Wreh-Wilson posted collegiate career highs in starts (13), tackles (57) and interceptions (four) as a redshirt sophomore in 2010. He returned two of his interceptions for touchdowns.

### TITANS TIDBITS:

- Wreh-Wilson did not play football until his senior year of high school. His focus was on soccer and basketball until he was convinced by friends and General McLane's head football coach to give football a try.
- Wreh-Wilson's parents are natives of Liberia. His father, D. Elliott Wreh-Wilson, came to the United States in 1980 to attend college. After he graduated from Boston College, he went back and got Blidi's mother, Lucinda, and his brother, Elliott Jr., and brought them to the U.S. in 1984. Blidi was born five years later, followed by his sister, Tsuwli Lucinda.
- The name Blidi is literally translated as "trouble," but he explains why his father, a philosophy professor at Edinboro University, named him that: "In Liberia there was a war, and that was the trouble. But when I came along, he named me that with the belief I could bring peace."
- During his redshirt freshman season at Connecticut, Wreh-Wilson was forced to cope with a shocking tragedy: his teammate and close friend, cornerback Jasper "Jazz" Howard, was stabbed to death. Howard's locker was next to Wreh-Wilson's and remained untouched for the remainder of the 2009 season. Wreh-Wilson replaced his friend in the starting lineup, and the season ended for the Huskies with four consecutive victories, including a PapaJohns.com Bowl win.

### CAREER TRANSACTIONS:

- The Edinboro, Pa., native was selected by the Titans in the third round (70th overall) of the 2013 NFL Draft.

### SEASON RECAPS:

- **2014 (11/11):** Started 11 games at cornerback and ranked second on the team with 10 passes defended. Totaled 57 tackles, an interception and a quarterback pressure. Was inactive for two games. Was placed on injured reserve on Dec. 9, 2014. Tied for the team lead in tackles once in 2014 (vs. JAX). Led or tied for the team lead in passes defended six times in 2014 (at CIN, vs. JAX, at WAS, vs. HOU, at BAL, vs. PIT). Recorded his first career NFL start at Kansas City (9/7/14).
- At Kansas City (9/7), made his first career NFL start at cornerback and collected three tackles.
- Against Dallas (9/14), started at cornerback and notched a career-high six tackles and a quarterback pressure.

- At Cincinnati (9/21), started at cornerback and posted three tackles and a pass defended. Batted down a pass intended for A.J. Green in the second quarter.
- At Indianapolis (9/28), started at cornerback and amassed four tackles and a pass defended. Broke up a deep pass intended for T.Y. Hilton in the second quarter.
- Against Cleveland (10/5), was inactive.
- Against Jacksonville (10/12), started at cornerback and tied for the team lead with a career-best 11 tackles, a team-high two passes defended, including his first career interception. Halted a Jaguars' drive by breaking up a pass intended for Allen Robinson on third-and-seven in the first quarter. Ended a Jaguars' drive by intercepting a pass intended for Allen Hurns and returning it 34 yards late in the third quarter.
- At Washington (10/19), started at cornerback and collected seven tackles and a pass defended. Forced the Redskins to kick a field goal by breaking up a pass intended for Jordan Reed in the end zone early in the fourth quarter.
- Against Houston (10/26), started at cornerback and posted seven tackles and two passes defended. Batted down a deep pass intended for DeAndre Hopkins in the opening quarter. Knocked down a pass intended for Hopkins in the second quarter.
- At Baltimore (11/9), started at cornerback and tallied six tackles and a pass defended. Halted a Ravens' drive by breaking up a pass intended for Torrey Smith on third-and-10 late in the second quarter.
- Against Pittsburgh (11/17), started at cornerback and notched three tackles and two passes defended. Batted down a deep pass intended for Martavis Bryant late in the first quarter. Broke up a deep pass intended Bryant in the end zone late in the second quarter.
- At Philadelphia (11/23), was inactive.
- At Houston (11/30), started at cornerback and notched six tackles.
- Against N.Y. Giants (12/7), started at cornerback and totaled a tackle before leaving the game early in the first quarter with an injury.

- **2013 (13/0):** Played in 13 games as a reserve and collected nine tackles, including a stop for loss, a pass defended and a forced fumble. Registered five special teams tackles and a forced fumble on coverage units. Was inactive for three games. Tied for the team lead in special teams tackles once (at DEN).
- At Pittsburgh (9/8), saw action as a reserve on special teams coverage units in his NFL debut.
- Against N.Y. Jets (9/29), posted his first special teams tackle.
- At Oakland (11/24), saw action as a reserve cornerback on the final two plays of the game and notched a tackle and a forced fumble. Sealed the victory by forcing a Rod Streater fumble on the final lateral play that was recovered by Jurrell Casey at the Raiders' 42-yard line. Posted a special teams tackle on coverage units.
- At Denver (12/8), tied for the team lead with two special teams tackles.
- Against Arizona (12/15), played as a reserve as the dime back and set a career-high with three tackles, including a stop for loss. Tackled Andre Ellington for a one-yard loss on a rush off right tackle in the second quarter.
- At Jacksonville (12/22), played as a reserve as the nickel back and accumulated two solo tackles.
- Against Houston (12/29), played as a reserve as the nickel back and tallied three tackles and a pass defended. Broke up a deep pass intended for Andre Johnson along the left sideline in the third quarter.

### COLLEGE:

- In four seasons at the University of Connecticut, Wreh-Wilson played in 46 games with 39 starts. He posted 181 total tackles, a half sack, three



tackles for loss, eight interceptions, 27 passes defended and a fumble recovery. He returned two of his interceptions for touchdowns.

- As a senior (2012), played in and started 11 games. Totaled 47 tackles, an interception and nine passes defended. Honored as the team's Most Valuable Player and named second-team All-Big East.
- As a junior (2011), played in eight contests with seven starts and contributed 37 tackles, a half sack, two tackles for loss and two interceptions. Missed five games after suffering a knee injury in the Buffalo game (Sept. 24) and returned for the final three contests.
- As a sophomore (2010), started all 13 games (career high) for the Huskies at cornerback and had four interceptions, including two he returned for touchdowns. Added 57 tackles, a tackles for loss, five passes defended and a 24-yard fumble return.
- As a redshirt freshman (2009), played in all 13 games with nine starts, including starts in the final seven games of the season. Posted 40 tackles, one interception and six passes defended.
- Redshirted in 2008.
- Graduated in December 2012 with a double major in economics and agricultural resource economics.

#### PERSONAL:

- Single, splits time between Nashville and Edinboro, Pa.
- Attended General McLane (Edinboro, Pa.) High School, where he was an honorable mention All-State pick as a senior—his only season playing high school football. Also named All-District and All-Region in 2007. Named to the *Meadville Tribune's* Dream Team.
- As a senior running back for his high school team, averaged 11.2 yards on 37 carries (413 yards) with six touchdowns and added 18 receptions for 307 yards (17.1 avg.) and four touchdowns. As a cornerback, he registered 32 tackles with three interceptions and seven pass deflections. He also

returned 14 kickoffs for 365 yards (26.1 avg.) with two scores and averaged 10.0 yards per punt return. He kicked three PATs and kicked off 15 times for 571 yards, with two of his kickoffs resulting in touchbacks.

- Also participated on the soccer, basketball and track teams in high school.
- On Twitter: @BlidiWrehWil5on
- On Instagram: @BlidiWrehWil5on
- List of favorites: (movie) "Bad Boys II"; (TV show) "SportsCenter"; (actress) Eva Mendes; (music artist) Kanye West; (school subject) physical education; (car) four-door Jeep Wrangler Unlimited; (video game) Halo 4; (food) sushi and Japanese food; (athlete as a child) Emmitt Smith; and (pro sports team as a child) Pittsburgh Steelers.
- Born Blidi Bertrand Wreh-Wilson on Dec. 5, 1989 in Malden, Mass.

## BLIDI WREH-WILSON'S GAME-BY-GAME

### 2013 Tennessee Titans

Date	Opp	W/L	P/S	Tot	Solo	Asst	Sk	- Yds	QBP	TFL	Int	- Yds	-TD	PD	FF	FR	- Yds	SpT
Sept 8	@ Pit	W	p	0	0	0	0.0	0.0	0	0	0	0	0	0	0	0	0	0
Sept 15	@ Hou	L	p	0	0	0	0.0	0.0	0	0	0	0	0	0	0	0	0	0
Sept 22	SD	W	IA															
Sept 29	NYJ	W	p	0	0	0	0.0	0.0	0	0	0	0	0	0	0	0	0	1
Oct 6	KC	L	IA															
Oct 13	@ Sea	L	IA															
Oct 20	SF	L	p	0	0	0	0.0	0.0	0	0	0	0	0	0	0	0	0	0
Nov 3	@ StL	W	p	0	0	0	0.0	0.0	0	0	0	0	0	0	0	0	0	0
Nov 10	Jax	L	p	0	0	0	0.0	0.0	0	0	0	0	0	0	0	0	0	0
Nov 14	Ind	L	p	0	0	0	0.0	0.0	0	0	0	0	0	0	0	0	0	1
Nov 24	@ Oak	W	p	1	1	0	0.0	0.0	0	0	0	0	0	1	0	0	0	1
Dec 1	@ Ind	L	p	0	0	0	0.0	0.0	0	0	0	0	0	0	0	0	0	0
Dec 8	@ Den	L	p	0	0	0	0.0	0.0	0	0	0	0	0	0	0	0	0	2
Dec 15	Ari	L	p	3	2	1	0.0	0.0	0	1	0	0	0	0	0	0	0	0
Dec 22	@ Jax	W	p	2	2	0	0.0	0.0	0	0	0	0	0	0	0	0	0	0
Dec 29	Hou	W	p	3	1	2	0.0	0.0	0	0	0	0	0	1	0	0	0	0
<b>Totals</b>				<b>7-9</b>	<b>13/0</b>	<b>9</b>	<b>6</b>	<b>3</b>	<b>0.0</b>	<b>0.0</b>	<b>0</b>	<b>1</b>	<b>0</b>	<b>0</b>	<b>1</b>	<b>1</b>	<b>0</b>	<b>5</b>

### 2014 Tennessee Titans

Date	Opp	W/L	P/S	Tot	Solo	Asst	Sk	- Yds	QBP	TFL	Int	- Yds	-TD	PD	FF	FR	- Yds	SpT
Sept 7	@ KC	W	S	3	3	0	0.0	0.0	0	0	0	0	0	0	0	0	0	0
Sept 14	Dal	L	S	6	5	1	0.0	0.0	1	0	0	0	0	0	0	0	0	0
Sept 21	@ Cin	L	S	3	3	0	0.0	0.0	0	0	0	0	0	1	0	0	0	0
Sept 28	@ Ind	L	S	4	3	1	0.0	0.0	0	0	0	0	0	1	0	0	0	0
Oct 5	Cle	L	IA															
Oct 12	Jax	W	S	11	10	1	0.0	0.0	0	0	1	34	0	2	0	0	0	0
Oct 19	@ Was	L	S	7	4	3	0.0	0.0	0	0	0	0	0	1	0	0	0	0
Oct 26	Hou	L	S	7	7	0	0.0	0.0	0	0	0	0	0	2	0	0	0	0
Nov 9	@ Bal	L	S	6	5	1	0.0	0.0	0	0	0	0	0	1	0	0	0	0
Nov 17	Pit	L	S	3	2	1	0.0	0.0	0	0	0	0	0	2	0	0	0	0
Nov 23	@ Phi	L	IA															
Nov 30	@ Hou	L	S	6	5	1	0.0	0.0	0	0	0	0	0	0	0	0	0	0
Dec 7	NYG	L	S	1	0	1	0.0	0.0	0	0	0	0	0	0	0	0	0	0
Dec 14	NYJ																	
Dec 18	@ Jax																	
Dec 28	Ind																	
<b>Totals</b>				<b>2-11</b>	<b>11/11</b>	<b>57</b>	<b>47</b>	<b>10</b>	<b>0.0</b>	<b>0.0</b>	<b>1</b>	<b>0</b>	<b>1</b>	<b>34</b>	<b>0</b>	<b>10</b>	<b>0</b>	<b>0</b>

Placed on injured reserve on Dec. 9, 2014

## BLIDI WREH-WILSON'S NFL STATISTICS

### REGULAR SEASON

REGULAR SEASON											INTERCEPTIONS				FUMBLES				
Year	Team	GP	GS	Tot	Solo	Asst	Sk	Yds	QBP	TFL	No	Yds	Lg	TD	PD	FF	FR	Yds	SpT
2013	Tennessee	13	0	9	6	3	0.0	0.0	0	1	0	0	0	0	1	1	0	0	5
2014	Tennessee	11	11	57	47	10	0.0	0.0	1	0	1	34	34	0	10	0	0	0	0
NFL Totals		24	11	66	53	13	0.0	0.0	1	1	1	34	34	0	11	1	0	0	5

### Single-Game Highs

Tackles - **11 vs. Jacksonville (10/12/14)**  
 Forced Fumble - **1 at Oakland (10/24/13)**  
 Interceptions - **1 vs. Jacksonville (10/12/14)**

Passes Defended - **2 (Three times, last vs. Pittsburgh 11/17/14)**  
 Special Teams Tackles - **2 at Denver (12/8/13)**

13



## KENDALL WRIGHT

WIDE RECEIVER • 5'10" • 191 lbs • COLLEGE: BAYLOR  
 ACQUIRED: 1ST ROUND - 2012 • NFL EXP. (NFL/TITANS): 3/3  
 HOMETOWN: PITTSBURG, TEXAS  
 GAMES PLAYED/GAMES STARTED: 45/28 (PLAYOFFS: 0/0)



**PRO:** The Titans used the 20th overall pick in the 2012 NFL Draft to select Baylor wide receiver Kendall Wright. Since then, Wright became the first player in franchise history to lead the team in receptions in each of his first two NFL seasons, and his 158 catches in that span were the most in team annals for a player's first two campaigns. The 5-foot-10-inch, 191-pounder made an immediate impact in 2012 by tying for the NFL lead among rookies with 64 receptions. In 2013, his 94 catches ranked fifth in franchise history for a single season, and his 1,079 receiving yards were the most by a Titans player since 2004 (Drew Bennett and Derrick Mason). Wright was used principally as a slot receiver in college, but he has grown to become a weapon that can be used all over the field. He is a primary weapon whose sudden burst and consistent, strong hands figure to make him a key component in the Titans' offensive scheme for years to come.

### CAREER HIGHLIGHTS:

- In 2013, Wright led the team with 94 catches and 1,079 receiving yards. He ranked fifth in the AFC and seventh in the NFL in receptions, and his reception total also ranked fifth in franchise history for a single season. Wright's 1,079 receiving yards were the most by a Titans player since 2004, when Drew Bennett (1,247) and Derrick Mason (1,168) each finished with more than 1,100.
- As a rookie in 2012, Wright saw action in 15 games and tied for first among all NFL rookies with a team-best 64 receptions. He also tied for the team lead with four receiving touchdowns and ranked second on the squad with 626 receiving yards.
- Wright concluded his Baylor career as the most decorated and accomplished receiver in school history. He set virtually every significant receiving record for the program, totaling 302 receptions for 4,004 yards and 30 touchdowns. He never missed a game in his four years with the Bears and recorded at least one reception in every contest.
- As a senior in 2011, Wright set Baylor single-season records in receptions (108), receiving yards (1,663), receiving touchdowns (14), 100-yard games (nine), all-purpose yards (1,772) and consecutive games with a reception (tied own record with 13). He landed on numerous All-American lists and was a Biletnikoff Award semi-finalist.

### TITANS TIDBITS:

- During the 2013 offseason, Wright went back to Baylor to train for his second NFL campaign. He worked out with Dallas Cowboys receiver Terrance Williams and lost close to 15 pounds.
- As a freshman at Baylor, Wright played on the basketball team. He appeared in 13 games as a reserve guard and scored 10 points.
- Wright was a three-sport star at Pittsburg (Texas) High School, where he earned All-State honors in football, basketball and track. He captured the state 3A titles in the long jump (24-0 3/4) and triple jump (48-5 1/4).
- In his spare time, Wright enjoys playing basketball, bass fishing, video games and watching comedy movies.

### CAREER TRANSACTIONS:

- The Mount Pleasant, Texas, native was selected by the Titans in the first round (20th overall) of the 2012 NFL Draft.

### SEASON RECAPS:

**2014 (14/11):** Saw action in 14 games with 11 starts at wide receiver and led the team with a career-high six receiving touchdowns. Ranked second on the squad with 57 receptions and 715 receiving yards. His 215 career catches ranks first in franchise history for a player's first three seasons with the team. His reception total ranks first in franchise history for a player's first three seasons with the team. Carried the ball four times for 54 yards

with a long rush of 38 yards. Was inactive for two games. Led or tied for the team lead in receptions eight times in 2014 (at KC, at CIN, at IND, vs. CLE, at WAS, at BAL, vs. PIT, at HOU). Led the team in receiving yards four times in 2014 (at WAS, at BAL, at HOU, at JAX). Has posted three career 100-yard receiving performances, including one in 2014 (at HOU). Hauled in his 200th career reception against Pittsburgh (11/17/14). He became the 15th player in franchise history to reach the mark and accomplished the feat in fewer games than any other player.

- At Kansas City (9/7), started at wide receiver and led the team with six receptions for 46 yards with a touchdown. Converted a third-and-one with a seven-yard grab during the Titans' touchdown drive in the third quarter. Gave the Titans a 17-3 lead with a six-yard touchdown reception on third-and-two with 10:26 left to play in the third quarter.
- Against Dallas (9/14), started at wide receiver and recorded three receptions for 31 yards. Kickstarted the Titans' first scoring drive with back-to-back receptions for 12 and 11 yards to open the third quarter.
- At Cincinnati (9/21), started at wide receiver and led the team with five receptions for 44 yards. Set up the Titans' only touchdown with a 28-yard reception down to the Bengals' one-yard line in the fourth quarter.
- At Indianapolis (9/28), started at wide receiver and tied for the team lead with five receptions for 55 yards.
- Against Cleveland (10/5), started at wide receiver and hauled in a team-high six receptions for 47 yards with a career-high two touchdowns. Led the team with 43 rushing yards on two carries. Gave the Titans a 7-0 lead by hauling in an 11-yard touchdown pass on third-and-three with 4:46 left to play in the first quarter. Kickstarted the Titans' second scoring drive with a 38-yard run on a fly sweep late in the first quarter. Gave the Titans a 21-3 advantage with an 11-yard touchdown grab in the back of the end zone with 3:43 left to play in the first half.
- Against Jacksonville (10/12), started at wide receiver and snared one reception for six yards.
- At Washington (10/19), started at wide receiver and led the team with six receptions and 68 receiving yards with a touchdown. Gave the Titans a 10-6 lead with a 14-yard touchdown catch with 1:04 left to play in the first half. On a 16-yard reception in the fourth quarter, he eclipsed 2,000 receiving yards for his career.
- Against Houston (10/26), saw significant action as a reserve wide receiver and caught three passes for 53 receiving yards. Set up the Titans' first touchdown with a career-long 48-yard grab on third-and-three in the third quarter.
- At Baltimore (11/9), started at wide receiver and led the team with four receptions and 53 receiving yards.
- Against Pittsburgh (11/17), saw significant action as a reserve wide receiver and led the team with four catches for 70 yards. Set up the Titans' first touchdown with a 23-yard catch down to the Steelers' nine-yard line in the first quarter. Set up the Titans' field goal with a 23-yard reception to the Steelers' seven-yard line in the second quarter which marked his 200th career reception. Not only did he become the 15th player in franchise history to reach the mark, but he accomplished the feat in fewer games than any other player.
- At Philadelphia (11/23), started at wide receiver and totaled one reception for 28 yards.
- At Houston (11/30), started at wide receiver and led the team with seven receptions and 132 receiving yards with a touchdown. Got the Titans on the scoreboard with a 36-yard touchdown reception on the Titans' first drive of the third quarter. Hauled in a 35-yard pass from Jake Locker in the fourth quarter.
- Against N.Y. Giants (12/7), was inactive.
- Against N.Y. Jets (12/14), was inactive.

- At Jacksonville (12/18), returned to the lineup as a starter at wide receiver and led the team with 73 receiving yards on four receptions. Kept the Titans' touchdown drive alive with a 14-yard reception on third-and-four in the opening stanza. Kickstarted the Titans' final scoring drive with a 39-yard catch down the left sideline in the fourth quarter.
- Against Indianapolis (12/28), started at wide receiver and hauled in two receptions for nine yards with a touchdown. Carried the ball once for 10 yards and a first down. Got the Titans on the scoreboard with a six-yard touchdown reception on third-and-six with 5:07 remaining in the second quarter.

**2013 (16/12):** Played in all 16 games with 12 starts at wide receiver and led the team, ranked fifth in the AFC and seventh in the NFL with 94 receptions. His 94 receptions rank fifth in franchise history for a single season. Led the team and ranked ninth in the AFC with 1,079 receiving yards. His 1,079 receiving yards are the most by a Titans player since 2004. Finished tied for fifth in the NFL and tied for third in the AFC with 30 third-down receptions. Amassed two receiving touchdowns. Led or tied for the team lead in receptions 11 times (at HOU, vs. NYJ, vs. KC, at SEA, vs. SF, at STL, vs. JAX, at OAK, at IND, vs. ARI, vs. HOU). Led the team in receiving yards eight times (at HOU, vs. KC, at SEA, vs. SF, at STL, vs. JAX, vs. ARI, vs. HOU). Notched career-highs with 12 receptions and 150 receiving yards against Arizona (12/15/13). Posted two 100-yard receiving performances (at OAK, vs. ARI). Collected his 100th career reception against San Francisco (10/20/13) in his 22nd career game, tying Bill Groman (1960-61) and Webster Slaughter (1992-93) for the second-fewest games in franchise history to amass 100 receptions.

- At Houston (9/15), saw action as a reserve at wide receiver and led the team with seven receptions and 54 receiving yards with a touchdown. Tied the game at 7-7 with a six-yard touchdown reception on third-and-goal with 5:10 left to play in the first quarter. Extended the Titans' nine-play, 99-yard drive with a 14-yard grab on third-and-two in the fourth quarter.
- Against San Diego (9/22), caught six passes for 71 yards.
- Against N.Y. Jets (9/29), tied for the team lead with five receptions for 56 yards. Snared a 25-yard reception on third-and-13 in the third quarter.
- Against Kansas City (10/6), led the team with six receptions and 74 receiving yards. Set up the Titans' field goal in the third quarter with a one-handed 15-yard catch followed by a 24-yard reception down to the Chiefs' 12-yard line.
- At Seattle (10/13), led the team with five receptions and 69 receiving yards. Set up the Titans' first field goal of the day with a 32-yard catch in the first quarter. Extended the Titans' final scoring drive with a 12-yard reception on third-and-five in the fourth quarter.
- Against San Francisco (10/20), led the team with nine receptions and 98 receiving yards. Helped set up the Titans' first touchdown with a 20-yard reception in the fourth quarter. Extended the Titans' second touchdown drive with a 33-yard catch on third-and-eight in the fourth quarter.
- At St. Louis (11/3), tied for the team lead with three receptions for a team-best 69 receiving yards. Hauled in a career-high 45-yard reception on slant in the fourth quarter.
- Against Jacksonville (11/10), led the team with seven receptions and 78 receiving yards. Extended the Titans' initial touchdown drive with a 15-yard reception on third-and-two late in the second quarter. Set up the Titans' second touchdown with a 26-yard grab down to the Jaguars' nine-yard line in the fourth stanza.
- Against Indianapolis (11/14), tied a career-high with nine catches for 80 yards. Extended the Titans' initial touchdown drive with a 17-yard reception on third-and-nine in the opening stanza.
- At Oakland (11/24), posted his first career 100-yard receiving day with six receptions for 103 yards including the game-winning touchdown catch. Kickstarted the Titans' touchdown drive in the third quarter with a 23-yard reception over the middle on the opening play of the second half. Got the Titans' game-winning drive started with a 21-yard reception to the Tennessee 45-yard line in the fourth quarter. Hauled in the game-winning 10-yard touchdown on a third-and-10 pass from Ryan Fitzpatrick with 10 seconds remaining in the game.
- At Indianapolis (12/1), tied for the team lead with six receptions for 77 yards. Gave the Titans an opportunity to tie the game late with a 35-yard reception to the Colts' 44-yard line.
- Against Arizona (12/15), hauled in team-highs and career-bests with 12 receptions and 150 receiving yards. Extended the Titans' first touchdown drive with a 12-yard catch on third-and-11 in the first stanza. Kept the Titans' second touchdown drive alive with a pair of third-down conversions: a 20-yard grab on third-and-eight and a 14-yard reception on third-and-13. Set up the game-tying touchdown with receptions of 26 and 20 yards on

back-to-back plays late in the fourth quarter.

- Against Houston (12/29), hauled in a team-high five receptions for a team-best 50 receiving yards, including a 34-yard reception.

**2012 (15/5):** Played in 15 games with five starts at wide receiver. Led the team and tied for first among all NFL rookies with 64 receptions. Tied for the team lead with four receiving touchdowns and ranked second on the squad with 626 receiving yards. Finished eighth in the AFC with 22 third down receptions. Was inactive for one contest with an injury. Led or tied for the team lead in receptions six times in 2012 (vs. DET, at HST, at MIN, vs. PIT, vs. HST, vs. JAX). Led the team in receiving yards three times in 2012 (at HST, at MIN, vs. PIT). Played in his first career NFL game against New England (9/9/12). Made his first career NFL start and hauled in his first career NFL touchdown reception at San Diego (9/16/12).

- Against New England (9/9), made his NFL debut as a reserve at wide receiver and hauled in five receptions for 37 yards. Extended the Titans' first scoring drive with a 17-yard catch on third-and-seven in the first quarter.
- At San Diego (9/16), made his first career start at wide receiver and caught two passes for 24 yards, including his first career NFL touchdown reception. Snared his first career NFL touchdown, a 15-yard reception from Jake Locker, with 2:20 remaining in the third quarter.
- Against Detroit (9/23), started at wide receiver and led the team with seven receptions for 41 yards.
- At Houston (9/30), started at wide receiver and led the team with four receptions and 46 receiving yards, including a touchdown. Extended the Titans' final touchdown drive with a 10-yard catch on third-and-three late in the fourth quarter. Hauled in an 11-yard touchdown pass from Matt Hasselbeck with 57 seconds left to play in the game.
- At Minnesota (10/7), started at wide receiver and led the team with nine receptions and 66 receiving yards. Converted a pair of third downs on the Titans' scoring drive with a 10-yard catch on third-and-three and another 10-yard grab on third-and-10.
- Against Pittsburgh (10/11), started at wide receiver and led the team with six receptions and 71 receiving yards. Got the Titans in field goal range with a 15-yard reception on third-and-10 with 11 seconds left to play before halftime. Helped set up the Titans' game-tying touchdown with a 35-yard catch to the Steelers' 15-yard line in the fourth quarter.
- Against Indianapolis (10/28), saw action as a reserve at wide receiver and grabbed four passes for 47 yards with a touchdown. Kept the Titans' touchdown drive alive with seven-yard catch on third-and-five in the second stanza. Gave the Titans a 10-3 advantage with an acrobatic 23-yard touchdown catch on third-and-11 with 1:00 remaining in the first half.
- At Miami (11/11), saw action as a reserve at wide receiver and caught a touchdown. Gave the Titans an early 7-0 lead with a nine-yard touchdown catch on third-and-goal with 6:49 remaining in the first quarter.
- Against Houston (12/2), played in a reserve role at wide receiver and led the team with six receptions for a then career-best 78 yards. Set up the Titans' touchdown with a 38-yard grab down the right sideline in the third quarter.

#### COLLEGE:

- In four seasons at Baylor, Wright appeared in 50 games with 42 starts en route to becoming the most prolific receiver in school history. His career statistics included 302 receptions for 4,004 yards and 30 touchdowns, setting school records in all three categories. He added 75 rushing attempts for 425 yards and two touchdowns, and he passed for an additional 114 yards and two touchdowns. The owner or co-owner of 16 school records was a four-year starter and a three-time All-Big 12 honoree. He caught at least one pass in all 50 games during his career, setting a Bears consecutive-game receiving record, and had a team-record 19 contests with 100 or more receiving yards. His 4,479 career all-purpose yards likewise set a Baylor record. Between his junior and senior seasons, he had a streak of seven games with at least one touchdown grab.
- As a senior (2011), played in all 13 games with 12 starts as a slot receiver, totaling 108 receptions for 1,663 yards and 14 touchdowns. Earned first-team All-American honors from Athlon, CBSSports.com, Phil Steele and *Pro Football Weekly*, and named second-team All-American by AP, SI.com, Yahoo!/Rivals.com and FoxSportsNet.com. The Biletnikoff Award semi-finalist was named first-team All-Big 12 by league's coaches, AP, *Dallas Morning News*, ESPN.com, CBSSports.com, Yahoo!/Rivals.com, *Fort Worth Star-Telegram*, *Kansas City Star*, *San Antonio Express-News*, *Waco Tribune-Herald* and Phil Steele. Ranked third nationally and led the Big 12 in receiving yards, while placing seventh nationally and second in the conference with 8.3 receptions-per-game. Set school single-season

records in receptions (108), receiving yards (1,663), receiving touchdowns (14), 100-yard games (nine), all-purpose yards (1,772) and consecutive games with a reception (tied own record with 13). His two 200-yard games marked a new career record for the Bears. Rushed 10 times for 72 yards, had five punt returns for 37 yards, and completed two-of-three passes for 55 yards and one touchdown.

- As a junior (2010), played in all 13 games with 11 starts at the inside receiver position. Led the Bears with 78 catches for 952 yards and seven touchdowns. Set a then-school record for receptions in season (broke his own record as a senior). Finished third in school single-season history in receiving yardage and tied for eighth in touchdowns. Also rushed eight times for 53 yards, had two punt returns for five yards, and completed two-of-two passes for 59 yards and one touchdown. Totaled five 100-yard receiving games. Named second-team All-Big 12 by league's coaches, Phil Steele, *Dallas Morning News* and *San Antonio Express-News*, and received honorable mention honros from AP.

- As a sophomore (2009), played in all 12 games with 11 starts at inside receiver and led team in receptions (66), receiving yards (740) and receiving touchdowns (four). Ranked third in school history in single-season receptions. Earned second-team All-Big 12 honors from *Waco Tribune-Herald* and honorable mention from AP. Also recorded 28 rushing attempts for 132 yards and one score. Added four passing attempts (zero completions, two interceptions) and returned one kick for eight yards.

- As a freshman (2008), played in all 12 games with eight starts at inside receiver. Totaled 50 receptions for 649 yards and five touchdowns, leading the squad in all three categories. Set BU freshman records for receptions and receiving yards. Added 168 yards and one score on 29 carries.

#### PERSONAL:

- Single, and splits time between Nashville and Pittsburg, Texas.
- Attended Pittsburg (Texas) High School, where he excelled as a quarterback and cornerback. Received second-team All-District 16-3A honors at both positions as a junior and senior. Earned second-team Class 3A All-State honors from the Texas Sports Writers Association and honorable mention by the *Associated Press* after registering five interceptions and a pair of touchdowns as a cornerback. As a senior quarterback, he rushed for 1,069 yards and 15 touchdowns while passing for 1,170 yards and nine touchdowns.
- As an All-State basketball performer, Wright averaged 24.5 points, six rebounds, five assists and five steals per game en route to receiving 2007 East Texas Player of the Year honors from the *Tyler Morning Telegram*.
- Wright captured the 2007 Texas Class 3A state long jump title (24-0 3/4) as well as the state triple jump crown (48-5 1/4). He received the 2008 Class 3A gold medal in the triple jump with a state meet-record leap of 50-8 3/4 and placed fifth in the Class 3A ranks in the 100 meters. He has a top speed of 10.3 seconds in the 100.
- Served as a youth basketball coach while still in high school.
- List of favorites: (movies) comedies; (TV show) "The Game"; (actor) Mike Epps; (music artist) Lil' Wayne; (school subject) science; (car) Range Rover; (food) steak; (sports hero) Michael Jordan; and (video game) Madden NFL Football.
- Born Kendall Thomas Wright on Nov. 12, 1989 in Mount Pleasant, Texas.

## KENDALL WRIGHT'S GAME-BY-GAME

### 2012 Tennessee Titans

		RECEIVING						
Date	Opp.	W/L	P/S	No	Yds	Avg	Lg	TD
Sept 9	NE	L	p	5	37	7.4	17	0
Sept 16	@ SD	L	S	2	24	12.0	15t	1
Sept 23	Det	W	S	7	41	5.9	17	0
Sept 30	@ Hou	L	S	4	46	11.5	20	1
Oct 7	@ Min	L	S	9	66	7.3	10	0
Oct 11	Pit	W	S	6	71	11.8	35	0
Oct 21	@ Buf	W	p	3	19	6.3	11	0
Oct 28	Ind	L	p	4	47	11.8	23t	1
Nov 4	Chi	L	p	2	30	15.0	18	0
Nov 11	@ Mia	W	p	1	9	9.0	9t	1
Nov 25	@ Jax	L	p	5	48	9.6	23	0
Dec 2	Hou	L	p	6	78	13.0	38	0
Dec 9	@ Ind	L	p	5	39	7.8	14	0
Dec 17	NYJ	W	p	3	31	10.3	14	0
Dec 23	@ GB	L	IA					
Dec 30	Jax	W	p	2	40	20.0	36	0
<b>Totals</b>		<b>6-10</b>	<b>15/5</b>	<b>64</b>	<b>626</b>	<b>9.8</b>	<b>38</b>	<b>4</b>

### 2013 Tennessee Titans

		RECEIVING						
Date	Opp.	W/L	P/S	No	Yds	Avg	Lg	TD
Sept 8	@ Pit	W	p	2	11	5.5	7	0
Sept 15	@ Hou	L	p	7	54	7.7	14	1
Sept 22	SD	W	p	6	71	11.8	19	0
Sept 29	NYJ	W	S	5	56	11.2	25	0
Oct 6	KC	L	S	6	74	12.3	24	0
Oct 13	@ Sea	L	p	5	69	13.8	32	0
Oct 20	SF	L	S	9	98	10.9	21	0
Nov 3	@ StL	W	S	3	69	23.0	45	0

Nov 10	Jax	L	S	7	78	11.1	26	0
Nov 14	Ind	L	S	9	80	8.9	17	0
Nov 24	@ Oak	W	S	6	103	17.2	31	1
Dec 1	@ Ind	L	S	6	77	12.8	35	0
Dec 8	@ Den	L	S	2	17	8.5	13	0
Dec 15	Ari	L	S	12	150	12.5	26	0
Dec 22	@ Jax	W	S	4	22	5.5	14	0
Dec 29	Hou	W	S	5	50	10.0	34	0
<b>Totals</b>		<b>7-9</b>	<b>16/12</b>	<b>94</b>	<b>1,079</b>	<b>11.5</b>	<b>45</b>	<b>2</b>

### 2014 Tennessee Titans

		RECEIVING						
Date	Opp.	W/L	P/S	No	Yds	Avg	Lg	TD
Sept 7	@ KC	W	S	6	46	7.7	14	1
Sept 14	Dal	L	S	3	31	10.3	12	0
Sept 21	@ Cin	L	S	5	44	8.8	28	0
Sept 28	@ Ind	L	S	5	55	11.0	18	0
Oct 5	Cle	L	S	6	47	7.8	16	2
Oct 12	Jax	W	S	1	6	6.0	6	0
Oct 19	@ Was	L	S	6	68	11.3	16	1
Oct 26	Hou	L	p	3	53	17.7	48	0
Nov 9	@ Bal	L	S	4	53	13.3	20	0
Nov 17	Pit	L	p	4	70	17.5	23	0
Nov 23	@ Phi	L	S	1	28	28.0	28	0
Nov 30	@ Hou	L	S	7	132	18.9	36t	1
Dec 7	NYG	L	IA					
Dec 14	NYJ	L	IA					
Dec 18	@ Jax	L	S	4	73	18.3	39	0
Dec 28	Ind	L	p	2	9	4.5	6t	1
<b>Totals</b>		<b>2-14</b>	<b>14/11</b>	<b>57</b>	<b>715</b>	<b>12.5</b>	<b>48</b>	<b>6</b>



## KENDALL WRIGHT'S NFL STATISTICS

### REGULAR SEASON

				RECEIVING					RUSHING				
Year	Team	GP	GS	No	Yds	Avg	Lg	TD	Att	Yds	Avg	Lg	TD
2012	Tennessee	15	5	64	626	9.8	38	4	1	4	4.0	4	0
2013	Tennessee	16	12	94	1,079	11.5	45	2	0	0	-	0	0
2014	Tennessee	14	11	57	715	12.5	48	6	4	54	13.5	38	0
NFL Totals		45	28	215	2,420	11.3	48	12	5	58	17.5	38	0

### Single-Game Highs

Receptions - 12 vs. Arizona 12/15/13)

Receiving Yards - 150 vs. Arizona 12/15/13)

Long Reception - **48 vs. Houston (11/30/14)**

Touchdowns - **2 vs. Cleveland (10/5/14)**

Rushes - **2 vs. Cleveland (10/5/14)**

Rushing Yards - **43 vs. Cleveland (10/5/14)**

Long Rush - **38 vs. Cleveland (10/5/14)**

### Additional Statistics

Tackles - 1 (2012), 2 (2013), 3 (2014)

Fumble Recoveries - 1 (2013)



TENNESSEE  
**TITANS**

# UPDATED TITANS RECORDS

*Through 2014 Season*

## ALL-PRO AND PRO BOWL LEADERS

### Most Associated Press All-Pro Seasons

Bruce Matthews, 7  
 Tony Banfield, 3  
 Charlie Hennigan, 3  
 Al Jamison, 3  
 Bob Talamini, 3  
 George Webster, 3  
 Robert Brazile, 2  
 Miller Farr, 2  
 Don Floyd, 2  
 Leon Gray, 2  
 Mike Munchak, 2

### Most Pro Bowl Seasons

(AFL All-Star Game 1962-70; AFC-NFC Pro Bowl 1971-present)

Bruce Matthews, 14  
 Mike Munchak, 9  
 Elvin Bethea, 8  
 Robert Brazile, 7  
 Warren Moon, 6  
 Bob Talamini, 6  
 Earl Campbell, 5  
 Ray Childress, 5  
 Charlie Hennigan, 5  
 Ken Houston, 5  
 Blaine Bishop, 4  
 Curley Culp, 4  
 Eddie George, 4  
 Tony Banfield, 3  
 George Blanda, 3  
 Miller Farr, 3  
 Fred Glick, 3  
 Ed Husmann, 3  
 Haywood Jeffires, 3  
 Chris Johnson, 3  
 Jevon Kearse, 3  
 Steve McNair, 3  
 Jim Norton, 3  
 Bob Schmidt, 3  
 George Webster, 3  
 Frank Wycheck, 3

### Most Consecutive Pro Bowl Seasons

(AFL All-Star Game 1962-70; AFC-NFC Pro Bowl 1971-present)

Bruce Matthews, 14  
 Robert Brazile, 7  
 Mike Munchak, 7  
 Warren Moon, 6  
 Bob Talamini, 6  
 Charlie Hennigan, 5  
 Earl Campbell, 4  
 Ray Childress, 4  
 Curley Culp, 4  
 Eddie George, 4  
 Tony Banfield, 3  
 Blaine Bishop, 3  
 George Blanda, 3  
 Miller Farr, 3  
 Fred Glick, 3  
 Ed Husmann, 3  
 Haywood Jeffires, 3  
 Chris Johnson, 3  
 Jevon Kearse, 3  
 Bob Schmidt, 3  
 George Webster, 3  
 Frank Wycheck, 3

## ALL-TIME LEAGUE SEASON LEADERS

### Rushing Yards

2009: Chris Johnson, 358-2,006  
 1980: Earl Campbell, 373-1,934  
 1979: Earl Campbell, 368-1,697  
 1978: Earl Campbell\*, 302-1,450  
 1961: Billy Cannon, 200-948

### Passing Touchdowns

1990: Warren Moon, 33  
 1961: George Blanda, 36

### Passer Rating

2003: Steve McNair, 100.4

### Receptions

1991: Haywood Jeffires, 100  
 1964: Charlie Hennigan, 101

### Receiving Yards

1975: Ken Burrough, 1,063  
 1964: Charlie Hennigan, 1,546  
 1961: Charlie Hennigan, 1,746

### Touchdowns

1979: Earl Campbell, 19 (19r)  
 1961: Bill Groman, 18 (1r, 17p)

### Interceptions

1979: Mike Reinfeldt, 12  
 1967: Miller Farr, 10  
 1965: W.K. Hicks, 9  
 1963: Fred Glick, 12

### Punting

1998: Craig Hentrich, 47.2  
 1993: Greg Montgomery, 45.6  
 1992: Greg Montgomery, 46.9

### Punt Returns

2006: Pacman Jones, 12.9  
 1977: Billy Johnson, 15.4  
 1975: Billy Johnson, 15.3  
 1964: Bobby Jancik, 18.3

### Kickoff Returns

1967: Zeke Moore\*, 28.9  
 1963: Bobby Jancik, 29.3  
 1962: Bobby Jancik\*, 30.3  
 1960: Ken Hall, 31.3

\* Rookie

## ALL-TIME TEAM LEADERS BY CATEGORY

## CAREER RUSHING YARDS

Player	Years	Att	Yds	Avg	Lg	TD
1. Eddie George	1996-03	2,733	10,009	3.7	76	64
2. Earl Campbell	1978-84	1,979	8,574	4.3	81t	73
3. Chris Johnson	2008-13	1,742	7,965	4.6	94t	50
4. Lorenzo White	1988-94	1,000	4,079	4.1	44	29
5. Hoyle Granger	1966-70,72	773	3,514	4.5	69t	18
6. Steve McNair (QB)	1995-05	614	3,439	5.6	71t	36
7. Mike Rozier	1985-90	910	3,426	3.8	41	27
8. Charles Tolar	1960-66	907	3,277	3.6	40	21
9. Ronnie Coleman	1974-81	700	2,769	4.0	46t	16
10. Chris Brown	2003-07	643	2,757	4.3	52	16
11. LenDale White	2006-09	628	2,349	3.7	80t	24
12. Allen Pinkett	1986-91	561	2,324	4.1	60	21
13. Gary Brown	1991-95	477	2,115	4.4	39t	12
14. Fred Willis	1972-76	603	2,114	3.5	44	11
15. Billy Cannon	1960-63	512	2,111	4.1	64	14
16. Rodney Thomas	1995-00	495	1,847	3.7	74t	12
17. Rob Carpenter	1977-81	433	1,788	4.1	77	12
18. Larry Moriarty	1983-86	415	1,624	3.9	80	13
19. Travis Henry	2005-06	358	1,546	4.3	70t	7
20. Warren Moon	1984-93	439	1,541	3.5	35	21

## SEASON RUSHING YARDS

Player	Year	Att	Yds	Avg	Lg	TD
1. Chris Johnson	2009	358	2,006	5.6	91t	14
2. Earl Campbell	1980	373	1,934	5.2	55t	13
3. Earl Campbell	1979	368	1,697	4.6	61t	19
4. Eddie George	2000	403	1,509	3.7	35t	14
5. <i>Earl Campbell</i>	<i>1978</i>	<i>302</i>	<i>1,450</i>	<i>4.8</i>	<i>81t</i>	<i>13</i>
6. Eddie George	1997	357	1,399	3.9	30	6
7. Earl Campbell	1981	361	1,376	3.8	43	10
8. <i>Eddie George</i>	<i>1996</i>	<i>335</i>	<i>1,368</i>	<i>4.1</i>	<i>76</i>	<i>8</i>
9. Chris Johnson	2010	316	1,364	4.3	76t	11
10. Eddie George	1999	320	1,304	4.1	40	9
11. Earl Campbell	1983	322	1,301	4.0	42	12
12. Eddie George	1998	348	1,294	3.7	37t	5
13. Chris Johnson	2012	276	1,243	4.5	94t	6
14. <i>Chris Johnson</i>	<i>2008</i>	<i>251</i>	<i>1,228</i>	<i>4.9</i>	<i>66t</i>	<i>9</i>
15. Lorenzo White	1992	265	1,226	4.6	44	7
16. Travis Henry	2006	270	1,211	4.5	70t	7
17. Hoyle Granger	1967	236	1,194	5.1	67	6
18. Eddie George	2002	343	1,165	3.4	35	12
19. LenDale White	2007	303	1,110	3.7	28	7
20. Chris Johnson	2013	279	1,077	3.9	30t	6

## CAREER PASSING YARDS

Player	Years	Att	Cmp	Pct	Yds	Y/A	TD	Int	Lg	Sk	Lst	Rate
1. Warren Moon	1984-93	4,546	2,632	57.9	33,685	7.41	196	166	87t	315	2,403	80.4
2. Steve McNair	1995-05	3,871	2,305	59.5	27,141	7.01	156	103	83t	229	1,398	83.3
3. George Blanda	1960-66	2,784	1,347	48.4	19,149	6.88	165	189	95	-	-	62.5
4. Dan Pastorini	1971-79	2,768	1,426	51.5	16,864	6.09	96	139	85t	222	1,977	61.0
5. Vince Young	2006-10	1,190	689	57.9	8,098	6.81	42	42	73	75	415	75.7
6. Kerry Collins	2006-10	1,081	613	56.7	6,804	6.29	33	29	80t	36	253	74.6
7. Ken Stabler	1980-81	742	458	61.7	5,190	6.99	27	46	79t	56	518	69.0
8. Pete Beathard	1967-69	822	379	46.1	5,128	6.24	26	51	86t	-	-	51.2
9. <b>Jake Locker</b>	<b>2011-14</b>	<b>709</b>	<b>408</b>	<b>57.5</b>	<b>4,967</b>	<b>7.03</b>	<b>27</b>	<b>22</b>	<b>71t</b>	<b>60</b>	<b>378</b>	<b>79.0</b>
10. Matt Hasselbeck	2011-12	739	457	61.8	4,938	6.68	25	19	80t	33	256	82.0
11. Chris Chandler	1995-96	676	409	60.5	4,559	6.74	33	21	76t	46	326	83.9
12. Cody Carlson	1988-94	659	370	56.1	4,469	6.78	21	28	81	54	374	70.0
13. Don Trull	1964-69	556	249	44.8	3,538	6.36	29	21	-	-	-	67.6
14. Billy Volek	2001-05	517	312	60.3	3,505	6.78	26	13	55t	45	306	86.9
15. Jacky Lee	1960-67	409	210	51.3	3,291	8.05	25	30	98t	-	-	68.2
16. Gifford Nielsen	1978-83	498	273	54.8	3,255	6.54	20	22	48	47	354	70.0
17. Neil O'Donnell	1999-03	367	215	58.6	2,664	7.26	16	11	67	18	144	83.2
18. Oliver Luck	1983-86	413	233	56.4	2,544	6.16	13	21	66	33	261	64.1
19. Ryan Fitzpatrick	2013	350	217	62.0	2,454	7.01	14	12	77t	21	109	82.0
20. Charley Johnson	1970-71	375	190	50.7	2,244	5.98	10	19	70t	23	185	57.0

## SEASON PASSING YARDS

Player	Year	Att	Cmp	Pct	Yds	Y/A	TD	Int	Lg	Sk	Lst	Rate
1. Warren Moon	1991	655	404	61.7	4,690	7.16	23	21	61t	23	174	81.7
2. Warren Moon	1990	584	362	62.0	4,689	8.03	33	13	87t	36	252	96.8
3. Warren Moon	1989	464	280	60.3	3,631	7.83	23	14	55	35	267	88.9
4. Matt Hasselbeck	2011	518	319	61.6	3,571	6.89	18	14	80t	19	153	82.4
5. Warren Moon	1986	488	256	52.5	3,489	7.15	13	26	81t	41	332	62.3
6. Warren Moon	1993	520	303	58.3	3,485	6.70	21	21	80t	34	218	75.2
7. Steve McNair	2002	492	301	61.2	3,387	6.88	22	15	55	21	121	84.0
8. Steve McNair	2001	431	264	61.3	3,350	7.77	21	12	71t	37	251	90.2
9. <i>Warren Moon</i>	<i>1984</i>	<i>450</i>	<i>259</i>	<i>57.6</i>	<i>3,338</i>	<i>7.42</i>	<i>12</i>	<i>14</i>	<i>76</i>	<i>47</i>	<i>371</i>	<i>76.9</i>
10. George Blanda	1961	362	187	51.7	3,330	9.20	36	22	-	-	-	91.3
11. George Blanda	1964	505	262	51.9	3,287	6.51	17	27	-	-	-	61.4
12. Steve McNair	1998	492	289	58.7	3,228	6.56	15	10	47	33	176	80.1
13. Steve McNair	2003	400	250	62.5	3,215	8.04	24	7	73	19	108	100.4
14. Ken Stabler	1980	457	293	64.1	3,202	7.01	13	28	79t	27	264	68.7
15. Steve McNair	2005	476	292	61.3	3,161	6.64	16	11	57	20	134	82.4
16. George Blanda	1963	423	224	53.0	3,003	7.10	24	25	-	-	-	70.1
17. Steve McNair	2000	396	248	62.6	2,847	7.19	15	13	56t	24	141	83.2
18. George Blanda	1962	418	197	47.1	2,810	6.72	27	42	-	-	-	51.3
19. Warren Moon	1987	368	184	50.0	2,806	7.63	21	18	83t	25	198	74.2
20. Warren Moon	1985	377	200	53.1	2,709	7.19	15	19	80t	46	366	68.5



## ALL-TIME TEAM LEADERS BY CATEGORY

## CAREER RECEPTIONS

Player	Years	No	Yds	Avg	Lg	TD
1. Ernest Givins	1986-94	542	7,935	14.6	83t	46
2. Haywood Jeffires	1987-95	515	6,119	11.9	87t	47
3. Frank Wycheck (TE)	1995-03	482	4,958	10.3	42	27
4. Drew Hill	1985-91	480	7,477	15.6	81t	47
5. Derrick Mason	1997-04	453	6,114	13.5	71t	37
6. Charlie Hennigan	1960-66	410	6,823	16.6	80t	51
7. Ken Burrough	1971-81	408	6,907	16.9	85t	47
8. Curtis Duncan	1987-93	322	3,935	12.2	72	20
<b>9. Nate Washington</b>	<b>2009-14</b>	<b>307</b>	<b>4,591</b>	<b>15.0</b>	<b>80t</b>	<b>28</b>
10. Drew Bennett	2001-06	273	4,033	14.8	55	25
11. Chris Johnson (RB)	2008-13	272	2,003	7.4	69t	8
12. Eddie George (RB)	1996-03	259	2,144	8.3	54	10
13. Bo Scaife (TE)	2005-10	251	2,383	9.5	44	12
<b>14. Kendall Wright</b>	<b>2012-14</b>	<b>213</b>	<b>2,411</b>	<b>11.3</b>	<b>48</b>	<b>11</b>
15. Tim Smith	1980-86	206	3,107	15.1	75t	12
16. Alvin Reed	1967-72	199	2,818	14.2	60	11
17. Webster Slaughter	1992-94	184	2,236	12.2	57	11
Lorenzo White (RB)	1988-94	184	1,674	9.1	69t	6
19. Charles Frazier	1962-68	179	3,060	17.1	80	22
20. Erron Kinney (TE)	2000-05	178	1,750	9.8	31	10

## SEASON RECEPTIONS

Player	Year	No	Yds	Avg	Lg	TD
1. Charlie Hennigan	1964	101	1,546	15.3	53	8
2. Haywood Jeffires	1991	100	1,181	11.8	44	7
3. Derrick Mason	2004	96	1,168	12.2	37t	7
4. Derrick Mason	2003	95	1,303	13.7	50t	8
<b>5. Kendall Wright</b>	<b>2013</b>	<b>94</b>	<b>1,079</b>	<b>11.5</b>	<b>45</b>	<b>2</b>
6. Drew Hill	1991	90	1,109	12.3	61t	4
Haywood Jeffires	1992	90	913	10.1	47	9
8. Tim Smith	1983	83	1,176	14.2	47t	6
9. Curtis Duncan	1992	82	954	11.6	72	1
Charlie Hennigan	1961	82	1,746	21.3	80	12
11. Drew Bennett	2004	80	1,247	15.6	48t	11
Butch Woolfolk	1985	80	814	10.2	80t	4
13. Derrick Mason	2002	79	1,012	12.8	40	5
14. Webster Slaughter	1993	77	904	11.7	41	5
15. Drew Hill	1990	74	1,019	13.8	57	5
Haywood Jeffires	1990	74	1,048	14.2	87t	8
<b>Nate Washington</b>	<b>2011</b>	<b>74</b>	<b>1,023</b>	<b>13.8</b>	<b>57</b>	<b>7</b>
18. Derrick Mason	2001	73	1,128	15.5	71t	9
19. Ernest Givins	1990	72	979	13.6	80t	9
Bill Groman	1960	72	1,473	20.5	-	12
Drew Hill	1988	72	1,141	15.8	57t	10

## CAREER RECEIVING YARDS

Player	Years	No	Yds	Avg	Lg	TD
1. Ernest Givins	1986-94	542	7,935	14.6	83t	46
2. Drew Hill	1985-91	480	7,477	15.6	81t	47
3. Ken Burrough	1971-81	408	6,906	16.9	85t	47
4. Charlie Hennigan	1960-66	410	6,823	16.6	*83	51
5. Haywood Jeffires	1987-95	515	6,119	11.9	87t	47
6. Derrick Mason	1997-04	453	6,114	13.5	71t	37
7. Frank Wycheck	1995-03	482	4,958	10.3	42	27
<b>8. Nate Washington</b>	<b>2009-14</b>	<b>307</b>	<b>4,591</b>	<b>15.0</b>	<b>80t</b>	<b>28</b>
9. Drew Bennett	2001-06	273	4,033	14.8	55t	25
10. Curtis Duncan	1987-93	322	3,935	12.2	72	20
11. Chris Sanders	1995-01	177	3,285	18.6	83t	17
12. Tim Smith	1980-86	206	3,107	15.1	75t	12
13. Charley Frazier	1962-68	179	3,060	17.1	80	22
14. Bill Groman	1960-62	143	2,976	20.8	*80	32
15. Alvin Reed	1967-72	199	2,818	14.2	60	11
16. Kenny Britt	2009-13	157	2,450	15.6	80t	19
<b>17. Kendall Wright</b>	<b>2012-14</b>	<b>215</b>	<b>2,420</b>	<b>11.3</b>	<b>48</b>	<b>12</b>
18. Bo Scaife	2005-10	251	2,383	9.5	44	12
19. Kevin Dyson	1998-02	176	2,310	13.1	68t	18
20. Webster Slaughter	1992-94	184	2,236	12.2	57	11

## SEASON RECEIVING YARDS

Player	Year	No	Yds	Avg	Lg	TD
1. Charlie Hennigan	1961	82	1,746	21.3	80	12
2. Charlie Hennigan	1964	101	1,546	15.3	53	8
3. Bill Groman	1960	72	1,473	20.5	-	12
4. Derrick Mason	2003	95	1,303	13.7	50t	8
5. Drew Bennett	2004	80	1,247	15.6	48t	11
6. Haywood Jeffires	1991	100	1,181	11.8	44	7
7. Tim Smith	1983	83	1,176	14.2	47t	6
8. Bill Groman	1961	50	1,175	23.5	80	17
9. Drew Hill	1985	64	1,169	18.3	57t	9
10. Derrick Mason	2004	96	1,168	12.2	37t	7
11. Drew Hill	1988	72	1,141	15.8	57t	10
Tim Smith	1984	69	1,141	16.5	75t	4
13. Charley Frazier	1966	57	1,129	19.8	79	12
14. Derrick Mason	2001	73	1,128	15.5	71t	9
15. Drew Hill	1986	65	1,112	17.1	81t	5
16. Drew Hill	1991	90	1,109	12.3	61t	4
<b>17. Kendall Wright</b>	<b>2013</b>	<b>94</b>	<b>1,079</b>	<b>11.5</b>	<b>45</b>	<b>2</b>
18. Ken Burrough	1975	53	1,063	20.1	77t	8
19. Ernest Givins	1986	61	1,062	17.4	60	3
20. Charlie Hennigan	1963	61	1,051	17.2	83	10

## CAREER SCORING

Player	Years	TD	Rush	Rec	Ret	XPM	FGM	2PT	Points
1. Al Del Greco	1991-00	0	0	0	0	322	246	0	1,060
2. Rob Bironas	2005-13	0	0	0	0	315	239	0	1,032
3. George Blanda	1960-66	4	4	0	0	301	91	0	598
4. Tony Zendejas	1985-90	0	0	0	0	197	117	0	548
5. Eddie George	1996-03	74	64	10	0	0	0	3	450
6. Earl Campbell	1978-84	73	73	0	0	0	0	0	438
7. Toni Fritsch	1977-81	0	0	0	0	149	81	0	392
8. Chris Johnson	2008-13	58	50	8	0	0	0	1	350
9. Skip Butler	1972-77	0	0	0	0	122	70	0	332
10. Charlie Hennigan	1960-66	51	0	51	0	0	0	0	306
11. Ken Burrough	1971-81	48	1	47	0	0	0	0	288
Ernest Givins	1986-94	48	1	46	1	0	0	0	288
Haywood Jeffires	1987-95	47	0	47	0	0	0	3	288
14. Drew Hill	1985-91	47	0	47	0	0	0	0	282
15. Derrick Mason	1997-04	40	0	37	3	0	0	1	242
16. Steve McNair	1995-05	36	36	0	0	0	0	3	222
17. Lorenzo White	1988-94	36	29	6	1	0	0	0	216
18. Billy Cannon	1960-63	35	14	20	1	0	0	1	212
19. Gary Anderson	2003-04	0	0	0	0	79	44	0	211
20. Joe Nedney	2001-03	0	0	0	0	70	46	0	208

## ALL-TIME TEAM LEADERS BY CATEGORY

## SEASON SCORING

Player	Year	TD	Rush	Rec	Ret	XPM	FGM	2PT	Points
1. Al Del Greco	1998	0	0	0	0	28	36	0	136
2. Rob Bironas	2007	0	0	0	0	28	35	0	133
3. Al Del Greco	1996	0	0	0	0	35	32	0	131
4. Rob Bironas	2008	0	0	0	0	40	29	0	127
5. Al Del Greco	1993	0	0	0	0	39	29	0	126
6. Gary Anderson	2003	0	0	0	0	42	27	0	123
7. Rob Bironas	2011	0	0	0	0	34	29	0	121
8. Rob Bironas	2009	0	0	0	0	37	27	0	118
Al Del Greco	2000	0	0	0	0	37	27	0	118
10. Rob Bironas	2013	0	0	0	0	41	25	0	116
11. George Blanda	1960	4	4	0	0	46	15	0	115
Tony Zendejas	1989	0	0	0	0	40	25	0	115
13. Earl Campbell	1979	19	19	0	0	0	0	0	114
Al Del Greco	1995	0	0	0	0	33	27	0	114
Tony Zendejas	1988	0	0	0	0	48	22	0	114
16. Al Del Greco	1997	0	0	0	0	32	27	0	113
17. George Blanda	1961	0	0	0	0	64	16	0	112
18. Joe Nedney	2002	0	0	0	0	36	25	0	111
19. Rob Bironas	2012	0	0	0	0	35	25	0	110
Rob Bironas	2010	0	0	0	0	38	24	0	110

## CAREER KICKOFF RETURNS (YARDS)

Player	Years	No	Yds	Avg	Lg	TD
1. Bobby Jancik	1962-67	158	4,185	26.5	61	0
2. Derrick Mason	1997-04	156	3,496	22.4	101t	1
3. Carl Roaches	1980-84	150	3,276	21.8	97t	2
4. Billy Johnson	1974-80	121	2,902	24.0	81t	2
5. Mel Gray	1995-97	111	2,592	23.4	88	0
6. Marc Mariani	2010-13	92	2,278	24.8	98t	1
7. Adam Jones	2005-06	63	1,648	26.2	85	0
8. Zeke Moore	1967-77	64	1,618	25.3	92t	1
9. Darius Reynaud	2012-13	68	1,595	23.5	105t	1
10. Willie Drewrey	1985-93	75	1,581	21.1	50	0
11. Allen Pinkett	1986-91	80	1,577	19.7	48	0
12. Jerry LeVias	1969-70	64	1,538	24.0	87	0
13. Bobby Wade	2005-06	50	1,194	23.9	48	0
14. Billy Cannon	1960-63	46	1,186	25.8	88t	1
15. Leonard Harris	1987-93	53	1,130	21.3	63	0
16. Leon Washington	2013-14	47	1,219	25.9	95	0
17. Chris Carr	2008-08	35	984	28.1	52	0
18. Mike Archie	1996-98	46	961	20.9	50	0
19. Bob Gresham	1973-74	36	903	25.1	103t	1
20. Willie Tullis	1981-84	38	886	23.3	95t	1

## SEASON KICKOFF RETURNS (AVG.)

Player	Year	No	Yds	Avg	Lg	TD
1. Ken Hall	1960	19	594	31.3	104t	1
2. Bobby Jancik	1962	24	726	30.3	61	0
3. Bobby Jancik	1963	45	1,317	29.3	53	0
4. Chris Carr	2008	35	984	28.1	52	0
5. Carl Roaches	1981	28	769	27.5	96t	1
6. Billy Johnson	1974	29	785	27.1	67	0
7. Derrick Mason	2000	42	1,132	27.0	66	0
8. Bob Gresham	1973	27	723	26.8	103t	1
9. Adam Jones	2005	43	1,127	26.2	85	0
10. Linzy Cole	1971	32	834	26.1	45	0
11. Adam Jones	2006	20	521	26.1	70	0
12. Bobby Jancik	1966	34	875	25.7	53	0
13. Steve Brown	1983	31	795	25.6	93t	1
14. Marc Mariani	2010	60	1,530	25.5	98t	1
15. Billy Johnson	1977	25	630	25.2	76t	1
16. Alvin Haymond	1973	28	703	25.1	47	0
17. Jerry LeVias	1969	38	940	24.7	87	0
18. Willie Drewrey	1985	26	642	24.7	50	0
19. Zeke Moore	1968	32	787	24.6	45	0
20. Billy Cannon	1962	18	442	24.6	38	0

## CAREER PUNT RETURNS (YARDS)

Player	Years	No	FC	Yds	Avg	Lg	TD
1. Billy Johnson	1974-80	155	21	2,040	13.2	87t	5
2. Derrick Mason	1997-04	182	94	1,590	8.7	69t	2
3. Carl Roaches	1980-84	151	31	1,095	7.3	68	0
4. Marc Mariani	2010-13	73	35	819	11.2	87t	2
5. Willie Drewrey	1985-93	104	45	771	7.4	25	0
6. Adam Jones	2005-06	63	11	712	11.3	90t	4
7. Mel Gray	1995-97	69	45	652	9.4	40	0
8. Bobby Jancik	1962-67	67	-	647	9.7	82	1
9. Darius Reynaud	2012-13	49	25	545	11.1	81t	2
10. Jerry LeVias	1969-70	60	19	505	8.4	46	0
11. Kenny Johnson	1986-89	73	32	488	6.7	26	0
12. Justin McCareins	2001-08	37	21	403	10.9	58t	1
13. Ernest Givins	1986-94	56	-	397	7.1	78t	1
14. Larry Carwell	1967-68	36	6	381	10.6	54	0
15. Fred Glick	1961-66	44	-	326	7.4	-	0
16. Chris Carr	2008-08	32	20	323	10.1	44	0
17. Chris Davis	2007-08	33	13	299	9.1	39	0
18. Ken Houston	1967-72	45	12	252	5.6	33	0
19. Ronnie Coleman	1974-81	25	3	228	9.1	69t	1
20. Jeff Severson	1973-74	27	4	212	7.9	74	0

## SEASON PUNT RETURNS (AVG.)

Player	Year	No	FC	Yds	Avg	Lg	TD
1. Billy Johnson	1977	35	8	539	15.4	87t	2
2. Billy Johnson	1975	40	1	612	15.3	83t	3
3. Billy Johnson	1974	30	3	409	13.6	49	0
4. Darius Reynaud	2012	31	17	410	13.2	81t	2
5. Derrick Mason	2000	51	17	662	13.0	69t	1
6. Adam Jones	2006	34	3	440	12.9	90t	3
7. Marc Mariani	2010	27	17	329	12.2	87t	1
8. Justin McCareins	2003	29	17	330	11.4	58t	1
9. Marc Mariani	2011	46	18	490	10.7	79t	1
10. Billy Johnson	1976	38	9	403	10.6	46	0
11. Mel Gray	1995	30	20	303	10.1	20	0
12. Chris Carr	2008	32	20	323	10.1	44	0
13. Chris Davis	2007	31	12	293	9.5	39	0
14. Adam Jones	2005	29	8	272	9.4	52t	1
15. Mel Gray	1996	22	15	205	9.3	40	0
16. Fred Glick	1963	19	-	171	9.0	22	0
17. Willie Drewrey	1985	24	10	215	9.0	23	0
18. Derrick Mason	1999	26	15	225	8.7	65t	1
19. Jerry LeVias	1970	25	8	213	8.5	33	0
20. Larry Carwell	1968	27	2	227	8.4	32	0

## ALL-TIME TEAM LEADERS BY CATEGORY

## CAREER PUNTING (PUNTS)

Player	Years	Punt	Blk	Yds	Avg	TB	In20	Lg	NetAvg
1. Craig Hentrich	1998-09	861	1	36,926	42.9	95	295	78	37.2
2. Jim Norton	1960-68	522	7	21,961	42.1	-	-	79	-
3. <b>Brett Kern</b>	<b>2009-14</b>	<b>447</b>	<b>4</b>	<b>20,073</b>	<b>44.9</b>	<b>29</b>	<b>163</b>	<b>79</b>	<b>40.0</b>
4. Cliff Parsley	1977-82	431	3	17,136	39.8	33	85	62	32.3
5. Dan Pastorini	1971-79	316	1	12,530	39.7	-	-	74	-
6. Greg Montgomery	1988-93	310	6	13,529	43.6	35	74	77	36.6
7. Lee Johnson	1985-87	212	0	8,739	41.2	20	53	66	35.1
8. John James	1982-84	198	1	7,878	39.8	15	36	56	32.4
9. Rich Camarillo	1994-95	173	1	7,280	42.1	17	61	60	35.7
10. Reggie Roby	1996-97	140	1	6,022	43.0	8	50	68	36.7

## SEASON PUNTING (AVERAGE)

Player	Years	Punt	Blk	Yds	Avg	TB	In20	Lg	NetAvg
1. <b>Brett Kern</b>	<b>2012</b>	<b>81</b>	<b>2</b>	<b>3,855</b>	<b>47.6</b>	<b>71</b>	<b>5</b>	<b>30</b>	<b>40.4</b>
2. Craig Hentrich	1998	69	0	3,258	47.2	11	18	71	39.2
3. Greg Montgomery	1992	53	2	2,487	46.9	9	14	66	37.3
4. <b>Brett Kern</b>	<b>2014</b>	<b>88</b>	<b>1</b>	<b>4,118</b>	<b>46.8</b>	<b>7</b>	<b>28</b>	<b>79</b>	<b>40.8</b>
5. Greg Montgomery	1993	54	0	2,462	45.6	5	13	77	39.1
6. Reggie Roby	1996	67	1	2,973	44.4	7	25	68	38.0
7. Craig Hentrich	2003	71	0	3,117	43.9	8	26	58	37.8
8. Greg Montgomery	1991	48	2	2,105	43.9	4	13	60	36.8
9. Jim Norton	1965	85	1	3,711	43.7	-	-	65	-
10. <b>Brett Kern</b>	<b>2011</b>	<b>86</b>	<b>0</b>	<b>3,747</b>	<b>43.6</b>	<b>7</b>	<b>31</b>	<b>64</b>	<b>39.4</b>
11. <b>Brett Kern</b>	<b>2013</b>	<b>78</b>	<b>1</b>	<b>3,386</b>	<b>43.4</b>	<b>2</b>	<b>32</b>	<b>63</b>	<b>39.7</b>

## CAREER INTERCEPTIONS

Player	Years	No	Yds	Avg	Lg	TD
1. Jim Norton	1960-68	45	592	13.2	56	1
2. Cris Dishman	1988-96	31	348	11.2	43	1
3. Fred Glick	1961-66	30	390	13.0	45	1
4. Tony Banfield	1960-65	27	224	8.3	58	0
W.K. Hicks	1964-69	27	457	16.9	62	0
Darryll Lewis	1991-98	27	540	20.0	98t	5
7. Mike Reinfeldt	1976-83	26	375	14.4	39	0
8. Ken Houston	1967-72	25	650	26.0	78	9
9. <b>Michael Griffin</b>	<b>2007-14</b>	<b>24</b>	<b>299</b>	<b>12.5</b>	<b>83t</b>	<b>1</b>
Zeke Moore	1967-77	24	444	18.5	74	2
11. Willie Alexander	1971-79	23	379	16.5	95t	1
Samari Rolle	1998-04	23	349	15.2	81t	1
13. Marcus Robertson	1991-00	22	428	19.5	69	0
14. Gregg Bingham	1973-84	21	279	13.3	54	0
15. Keith Bulluck	2000-09	19	192	10.1	35	1
Miller Farr	1967-69	19	416	21.9	67	5
17. Steve Brown	1983-90	18	264	14.7	44t	1
18. Andre Dyson	2001-04	16	260	16.3	51t	3
Bubba McDowell	1989-94	16	190	11.9	26t	1
Chris Hope	2006-11	16	266	16.6	61t	1

## SEASON INTERCEPTIONS

Player	Year	No	Yds	Avg	Lg	TD
1. Fred Glick	1963	12	180	15.0	45	1
Mike Reinfeldt	1979	12	205	17.1	39	0
3. Miller Farr	1967	10	264	26.4	67	3
4. W.K. Hicks	1965	9	156	17.3	31	0
Ken Houston	1971	9	220	24.4	48t	4
Jim Norton	1961	9	150	16.7	36	0
7. Tony Banfield	1961	8	136	17.0	58	0
<i>Pete Jaquess</i>	<i>1964</i>	<i>8</i>	<i>141</i>	<i>17.6</i>	<i>98t</i>	<i>1</i>
Richard Johnson	1990	8	100	12.5	35	1
Jim Norton	1962	8	75	9.4	36	0
11. Tony Banfield	1963	7	21	3.0	14	0
<b>Michael Griffin</b>	<b>2008</b>	<b>7</b>	<b>172</b>	<b>24.6</b>	<b>83t</b>	<b>1</b>
Jim Norton	1965	7	52	7.4	18	0
Marcus Robertson	1993	7	137	19.6	69	0
Samari Rolle	2000	7	140	20.0	81t	1
Jack Tatum	1980	7	100	14.3	35	0
17. (15 tied with 6)						

## CAREER SACKS

Player	Years	No
1. Elvin Bethea	1968-83	105.0
2. Ray Childress	1985-95	74.5
3. Jesse Baker	1979-87	66.0
4. William Fuller	1986-93	59.0
5. Sean Jones	1988-93	57.5
6. Jevon Kearse	1999-03, 08-09	52.0
7. Robert Brazile	1975-84	48.0
8. Ted Washington	1973-82	45.0
9. Kyle Vanden Bosch	2005-09	38.5
10. Curley Culp	1974-80	31.0

## SEASON SACKS

Player	Year	No
1. Elvin Bethea	1973	17.0
2. <i>Jesse Baker</i>	<i>1979</i>	<i>15.5</i>
3. William Fuller	1991	15.0
4. Elvin Bethea	1976	14.5
<i>Jevon Kearse</i>	<i>1999</i>	<i>14.5</i>
6. Elvin Bethea	1971	13.0
Ray Childress	1992	13.0
Sean Jones	1993	13.0
9. Jason Babin	2010	12.5
Sean Jones	1990	12.5
Kyle Vanden Bosch	2005	12.5

## ALL-TIME TEAM LEADERS BY CATEGORY

## CAREER TACKLES (SINCE 1974)

Player	Years	No
1. Gregg Bingham	1973-84	1,970
2. Robert Brazile	1975-84	1,281
3. Keith Bulluck	2000-09	1,265
4. Ted Washington	1973-82	907
5. Al Smith	1987-96	877
6. John Grimsley	1984-90	836
7. <b>Michael Griffin</b>	<b>2007-14</b>	<b>811</b>
8. Blaine Bishop	1993-01	788
9. Ray Childress	1985-95	784
10. Steve Kiner	1974-78	738

## SEASON TACKLES (SINCE 1974)

Player	Year	No
1. Gregg Bingham	1978	223
2. Gregg Bingham	1980	212
3. Gregg Bingham	1974	206
4. Gregg Bingham	1979	203
5. John Grimsley	1986	199
6. Robert Abraham	1984	198
7. Gregg Bingham	1976	191
8. Gregg Bingham	1977	190
9. Gregg Bingham	1975	185
Robert Brazile	1978	185

## YEAR-BY-YEAR LEADERS

## RUSHING

Year	Player	Att	Yds	Avg	Lg	TD
1960	Billy Cannon	152	644	4.2	39	1
1961	Billy Cannon	200	948	4.7	61t	6
1962	Charles Tolar	244	1,012	4.1	25	7
1963	Charles Tolar	194	659	3.4	33	3
1964	Sid Blanks	145	756	5.2	91t	6
1965	Ode Burrell	130	528	4.1	63	3
1966	Ode Burrell	122	406	3.3	45	0
1967	Hoyle Granger	236	1,194	5.1	67t	6
1968	Hoyle Granger	202	848	4.2	47	7
1969	Hoyle Granger	186	740	4.0	23	3
1970	Joe Dawkins	124	517	4.2	49t	2
1971	Robert Holmes	112	323	2.9	31	4
1972	Fred Willis	134	461	3.4	43	0
1973	Fred Willis	171	579	3.4	25	4
1974	Willie Rodgers	122	413	3.4	20	5
1975	Ronnie Coleman	175	790	4.5	46t	5
1976	Ronnie Coleman	171	684	4.0	39	2
1977	Ronnie Coleman	185	660	3.6	22	5
1978	Earl Campbell	302	1,450	4.8	81t	13
1979	Earl Campbell	368	1,697	4.6	61t	19
1980	Earl Campbell	373	1,934	5.2	55t	13
1981	Earl Campbell	361	1,376	3.9	43	10
1982	Earl Campbell	157	538	3.4	22	2
1983	Earl Campbell	322	1,301	4.0	42	12
1984	Larry Moriarty	189	785	4.2	51	6
1985	Mike Rozier	133	462	3.5	30	8
1986	Mike Rozier	199	662	3.3	19t	4
1987	Mike Rozier	229	957	4.2	41	3
1988	Mike Rozier	251	1,002	4.0	28	10
1989	Alonzo Highsmith	128	531	4.1	25	4
1990	Lorenzo White	168	702	4.2	22	8
1991	Allen Pinkett	171	720	4.2	32	9
1992	Lorenzo White	265	1,226	4.6	44	7
1993	Gary Brown	195	1,002	5.1	26	6
1994	Lorenzo White	191	757	4.0	33	3
1995	Rodney Thomas	251	947	3.8	74t	5
1996	Eddie George	335	1,368	4.1	76	8
1997	Eddie George	357	1,399	3.9	30	6
1998	Eddie George	348	1,294	3.7	37t	5
1999	Eddie George	320	1,304	4.1	40	9
2000	Eddie George	403	1,509	3.7	35t	14
2001	Eddie George	315	939	3.0	27	5
2002	Eddie George	343	1,165	3.4	35	12
2003	Eddie George	312	1,031	3.3	27	5
2004	Chris Brown	220	1,067	4.9	52	6
2005	Chris Brown	224	851	3.8	38t	5
2006	Travis Henry	270	1,211	4.5	70t	7
2007	LenDale White	303	1,110	3.7	28	7
2008	Chris Johnson	251	1,228	4.9	66t	9
2009	Chris Johnson	358	2,006	5.6	91t	14
2010	Chris Johnson	316	1,364	4.3	76t	11
2011	Chris Johnson	262	1,047	4.0	48t	4
2012	Chris Johnson	276	1,243	4.5	94t	6
2013	Chris Johnson	279	1,077	3.9	30t	6
2014	<b>Bishop Sankey</b>	<b>152</b>	<b>569</b>	<b>3.7</b>	<b>22</b>	<b>2</b>

## PASSING

Year	Player	Att	Cmp	Yds	Pct	TD	Int	Avg
1960	George Blanda	363	169	2,413	46.6	24	22	6.7
1961	George Blanda	362	187	3,330	51.7	36	22	9.2
1962	George Blanda	418	197	2,810	47.1	27	42	6.7
1963	George Blanda	423	224	3,003	52.9	24	25	7.0
1964	George Blanda	505	262	3,282	51.9	17	27	6.4
1965	George Blanda	442	186	2,542	42.1	20	30	5.8
1966	George Blanda	271	122	1,764	45.0	17	21	6.4
1967	Pete Beathard	231	94	1,114	40.7	9	14	4.8
1968	Pete Beathard	223	105	1,559	47.1	7	16	6.9
1969	Pete Beathard	370	180	2,455	48.6	10	21	6.4
1970	Charley Johnson	281	144	1,652	51.2	7	12	5.9
1971	Dan Pastorini	270	127	1,702	47.0	7	21	6.3
1972	Dan Pastorini	299	144	1,711	48.2	7	11	5.7
1973	Dan Pastorini	290	154	1,482	53.1	5	17	5.1
1974	Dan Pastorini	247	140	1,571	56.7	10	10	6.4
1975	Dan Pastorini	342	163	2,053	47.7	14	16	6.0
1976	Dan Pastorini	309	167	1,785	53.5	10	10	5.7
1977	Dan Pastorini	319	169	1,987	53.0	13	18	6.2
1978	Dan Pastorini	368	199	2,473	54.1	16	17	6.7
1979	Dan Pastorini	324	163	2,090	50.3	14	18	6.5
1980	Ken Stabler	454	293	3,202	64.5	13	28	7.0
1981	Ken Stabler	285	165	1,988	57.9	14	18	6.9
1982	Archie Manning	125	66	877	52.8	6	6	7.0
1983	Oliver Luck	217	124	1,375	57.1	8	13	6.3
1984	Warren Moon	450	259	3,338	57.6	12	14	7.4
1985	Warren Moon	377	200	2,709	53.1	15	19	7.2
1986	Warren Moon	488	256	3,489	52.5	13	26	7.2
1987	Warren Moon	368	184	2,806	50.0	21	18	7.6
1988	Warren Moon	294	160	2,327	54.4	17	8	7.9
1989	Warren Moon	464	280	3,631	60.3	23	14	7.8
1990	Warren Moon	584	362	4,689	62.0	33	13	8.0
1991	Warren Moon	655	404	4,690	61.7	23	21	7.2
1992	Warren Moon	346	224	2,521	64.7	18	12	7.3
1993	Warren Moon	520	303	3,485	58.3	21	21	6.7
1994	Billy Joe Tolliver	240	121	1,287	50.4	6	7	5.4
1995	Chris Chandler	356	225	2,460	63.2	17	10	6.9
1996	Chris Chandler	320	184	2,099	57.5	16	11	6.6
1997	Steve McNair	415	216	2,665	52.0	14	13	6.4
1998	Steve McNair	492	289	3,228	58.7	15	10	6.5
1999	Steve McNair	331	187	2,179	56.5	12	8	6.6
2000	Steve McNair	396	248	2,847	62.6	15	13	7.2
2001	Steve McNair	431	264	3,350	61.3	21	12	7.8
2002	Steve McNair	492	301	3,387	61.2	22	15	6.9
2003	Steve McNair	400	250	3,215	62.5	24	7	8.0
2004	Billy Volek	357	218	2,486	61.1	18	10	7.0
2005	Steve McNair	476	292	3,161	61.3	16	11	6.6
2006	Vince Young	357	184	2,199	51.5	12	13	6.2
2007	Vince Young	382	238	2,546	62.3	9	17	6.7
2008	Kerry Collins	415	242	2,676	58.3	12	7	6.5
2009	Vince Young	259	152	1,879	58.7	10	7	7.3
2010	Kerry Collins	278	160	1,823	57.6	14	8	6.6
2011	Matt Hasselbeck	518	319	3,571	61.6	18	14	6.9
2012	<b>Jake Locker</b>	<b>314</b>	<b>177</b>	<b>2,176</b>	<b>56.4</b>	<b>10</b>	<b>11</b>	<b>6.9</b>
2013	Ryan Fitzpatrick	350	217	2,454	62.0	14	12	7.0
2014	<b>Zach Mettenberger</b>	<b>179</b>	<b>107</b>	<b>1,412</b>	<b>59.8</b>	<b>8</b>	<b>7</b>	<b>7.9</b>



## YEAR-BY-YEAR LEADERS

## RECEIVING

Year	Player	No	Yds	Avg	Lg	TD
1960	Bill Groman	72	1,473	20.5	80t	12
1961	Charlie Hennigan	82	1,746	21.3	80t	12
1962	Charlie Hennigan	54	867	16.1	75t	8
1963	Charlie Hennigan	61	1,051	17.2	83t	10
1964	Charlie Hennigan	101	1,546	15.3	53t	8
1965	Ode Burrell (RB)	55	650	11.8	52t	4
1966	Charles Frazier	57	1,129	19.8	79t	12
1967	Hoyle Granger (RB)	31	300	9.6	43	3
1968	Alvin Reed (TE)	46	747	16.2	60	5
1969	Alvin Reed (TE)	51	664	13.0	43	2
1970	Alvin Reed (TE)	47	604	12.9	34	2
1971	Jim Beirne	38	550	14.5	40	1
1972	Fred Willis (RB)	45	297	6.6	27	2
1973	Fred Willis (RB)	57	371	6.5	50	1
1974	Ken Burrough	36	492	13.7	51	2
1975	Ken Burrough	53	1,063	20.1	77t	8
1976	Ken Burrough	51	932	18.2	69	7
1977	Ken Burrough	43	816	19.0	85t	8
1978	Ken Burrough	47	624	13.3	44	2
1979	Ken Burrough	40	752	18.8	55t	6
1980	Mike Barber (TE)	59	712	12.1	79t	5
1981	Ken Burrough	40	668	16.7	71t	7
1982	Dave Casper (TE)	36	573	15.9	38	6
1983	Tim Smith	83	1,176	14.2	47t	6
1984	Tim Smith	69	1,141	16.5	75t	4
1985	Butch Woolfolk (RB)	80	814	10.2	80t	4
1986	Drew Hill	65	1,112	17.1	81t	5
1987	Ernest Givins	53	933	17.6	83t	6
1988	Drew Hill	72	1,141	15.8	57t	10
1989	Drew Hill	66	938	14.2	50	8
1990	Haywood Jeffires	74	1,048	14.2	87t	8
	Drew Hill	74	1,019	13.8	57	5
1991	Haywood Jeffires	100	1,181	11.8	44	7
1992	Haywood Jeffires	90	913	10.1	47	9
1993	Webster Slaughter	77	904	11.7	41	5
1994	Webster Slaughter	68	846	12.4	57	2
	Haywood Jeffires	68	783	11.5	50	6
1995	Haywood Jeffires	61	684	11.2	35t	8
1996	Frank Wycheck (TE)	53	511	9.6	29	6
1997	Frank Wycheck (TE)	63	748	11.9	42	4
1998	Frank Wycheck (TE)	70	768	11.0	38	2
1999	Frank Wycheck (TE)	69	641	9.3	35	2
2000	Frank Wycheck (TE)	70	636	9.1	26	4
2001	Derrick Mason	73	1,128	15.5	71t	9
2002	Derrick Mason	79	1,012	12.8	40	5
2003	Derrick Mason	95	1,303	13.7	50t	8
2004	Derrick Mason	96	1,168	12.2	37t	7
2005	Drew Bennett	58	738	12.7	55t	4
2006	Drew Bennett	46	737	16.0	39	3
2007	Justin Gage	55	750	13.6	73	2
	Roydell Williams	55	719	13.1	48	4
2008	Bo Scaife (TE)	58	561	9.7	44	2
2009	Chris Johnson (RB)	50	503	10.1	69t	2
2010	Chris Johnson (RB)	44	245	5.6	25	1
2011	Nate Washington	74	1,023	13.8	57	7
2012	Kendall Wright	64	626	9.8	38	4
2013	Kendall Wright	94	1,079	11.5	45	2
2014	Delanie Walker	63	890	14.1	68	4

## SCORING

Year	Player	TD	PAT	FG	Tot
1960	George Blanda	4	46	15	115
1961	George Blanda	0	64	16	112
1962	George Blanda	0	48	11	81
1963	George Blanda	0	37	9	64
1964	George Blanda	0	38	13	76
1965	George Blanda	0	28	11	61
1966	George Blanda	0	39	16	87
1967	John Wittenborn	0	30	14	72
1968	Wayne Walker	0	26	8	50
1969	Roy Gerela	0	29	19	86
1970	Roy Gerela	0	23	18	77
1971	Mark Moseley	0	25	16	73
1972	Skip Butler	0	12	16	51
1973	Skip Butler	0	15	21	66
1974	Skip Butler	0	29	9	56
1975	Skip Butler	0	31	18	85
1976	Skip Butler	0	24	16	72
1977	Toni Fritsch	0	19	12	55
1978	Earl Campbell (RB)	13	0	0	78
1979	Earl Campbell (RB)	19	0	0	114
1980	Toni Fritsch	0	26	19	83
1981	Toni Fritsch	0	32	15	77
1982	Dave Casper (TE)	6	0	0	36
1983	Florian Kempf	0	33	17	84
1984	Joe Cooper	0	13	11	46
1985	Tony Zendejas	0	29	21	92
1986	Tony Zendejas	0	28	22	94
1987	Tony Zendejas	0	32	20	92
1988	Tony Zendejas	0	48	22	114
1989	Tony Zendejas	0	40	25	115
1990	Lorenzo White (RB)	12	0	0	72
1991	Ian Howfield	0	25	13	64
1992	Al Del Greco	0	41	21	104
1993	Al Del Greco	0	39	29	126
1994	Al Del Greco	0	18	16	66
1995	Al Del Greco	0	33	27	114
1996	Al Del Greco	0	35	32	131
1997	Al Del Greco	0	32	27	113
1998	Al Del Greco	0	28	36	136
1999	Al Del Greco	0	43	21	106
2000	Al Del Greco	0	37	27	118
2001	Joe Nedney	0	34	20	94
2002	Joe Nedney	0	36	25	111
2003	Gary Anderson	0	42	27	123
2004	Gary Anderson	0	37	17	88
2005	Rob Bironas	0	30	23	99
2006	Rob Bironas	0	32	22	98
2007	Rob Bironas	0	28	35	133
2008	Rob Bironas	0	40	29	127
2009	Rob Bironas	0	37	27	118
2010	Rob Bironas	0	38	24	110
2011	Rob Bironas	0	34	29	121
2012	Rob Bironas	0	35	25	110
2013	Rob Bironas	0	41	25	116
2014	Ryan Succop	0	27	19	84

## YEAR-BY-YEAR LEADERS

## KICKOFF RETURNS

Year	Player	No	Yds	Avg	Lg	TD
1960	Ken Hall	19	594	31.3	104t	1
1961	Billy Cannon	18	439	24.4	47	0
1962	Bobby Jancik	24	726	30.3	61	0
1963	Bobby Jancik	45	1,315	29.3	53	0
1964	Ode Burrell	17	449	26.4	93t	1
1965	Bobby Jancik	18	430	23.9	43	0
1966	Bobby Jancik	34	875	25.7	53	0
1967	Zeke Moore	14	405	28.9	92	1
1968	Zeke Moore	32	787	24.6	45	0
1969	Jerry LeVias	38	940	24.7	87	0
1970	Jerry LeVias	26	598	23.0	37	0
1971	Linzy Cole	32	834	26.1	45	0
1972	Willie Rodgers	17	335	19.7	31	0
1973	Bob Gresham	27	723	26.8	103t	1
1974	Billy Johnson	29	785	27.1	67	0
1975	Billy Johnson	33	798	24.2	81t	1
1976	Billy Johnson	26	579	22.2	53	0
1977	Billy Johnson	25	630	25.2	76t	1
1978	Johnnie Dirden	32	780	24.4	60	0
1979	Richard Ellender	24	514	21.4	35	0
1980	Carl Roaches	37	746	20.2	46	0
1981	Carl Roaches	28	769	27.5	96t	1
1982	Carl Roaches	21	441	21.0	45	0
1983	Steve Brown	31	795	25.6	93t	1
1984	Carl Roaches	30	679	22.6	49	0
1985	Willie Drewrey	26	642	24.7	52	0
1986	Willie Drewrey	25	500	20.0	32	0
	Allen Pinkett	26	519	20.0	48	0
1987	Curtis Duncan	28	546	19.5	62	0
1988	Leonard Harris	34	678	19.9	56	0
1989	Kenny Johnson	21	372	17.7	39	0
1990	Gerald McNeil	27	551	20.4	64	0
1991	Allen Pinkett	26	508	19.5	41	0
1992	Pat Coleman	14	290	20.7	28	0
1993	Willie Drewrey	15	293	19.5	34	0
1994	Todd McNair	23	481	20.9	44	0
1995	Mel Gray	53	1,183	22.3	54	0
1996	Mel Gray	50	1,224	24.5	88	0
1997	Derrick Mason	26	551	21.2	54	0
1998	Mike Archie	42	913	21.7	50	0
1999	Derrick Mason	41	805	19.6	41	0
2000	Derrick Mason	42	1,132	27.0	66	0
2001	Derrick Mason	34	748	22.0	101t	1
2002	John Simon	20	371	18.6	29	0
2003	Jake Schifino	35	703	20.1	39	0
2004	Jason McAddley	38	849	22.3	45	0
2005	Pacman Jones	43	1,127	26.2	85	0
2006	Bobby Wade	50	1,194	23.9	48	0
2007	Michael Griffin	18	422	23.4	48	0
2008	Chris Carr	35	984	28.1	52	0
2009	Kenny Britt	24	523	21.8	56	0
2010	Marc Mariani	60	1,530	25.5	98t	1
2011	Marc Mariani	32	748	23.4	49	0
2012	Darius Reynaud	53	1,240	23.4	105t	1
2013	Leon Washington	16	481	30.1	95	0
2014	Leon Washington	31	738	23.8	52	0

## PUNT RETURNS

Year	Player	No	Yds	Avg	Lg	TD
1960	Billy Cannon	4	96	24.0	51	0
1961	Billy Cannon	9	70	7.8	20	0
1962	Bobby Jancik	14	164	11.7	21	0
1963	Bobby Jancik	13	145	11.2	56	0
1964	Bobby Jancik	14	220	15.7	82t	1
1965	Bobby Jancik	12	85	7.1	25	0
1966	Ode Burrell	8	76	9.5	29	0
1967	Larry Carwell	9	154	17.1	54	0
1968	Sid Blanks	22	179	8.1	39	0
1969	Jerry LeVias	35	292	8.3	46	0
1970	Jerry LeVias	25	213	8.5	33	0
1971	Linzy Cole	14	107	7.6	31	0
1972	Ken Houston	25	148	5.9	33	0
1973	Jeff Severson	16	126	7.9	74	0
1974	Billy Johnson	30	409	13.6	49	0
1975	Billy Johnson	40	612	15.3	83t	3
1976	Billy Johnson	39	397	10.2	46	0
1977	Billy Johnson	35	539	15.4	87t	2
1978	Ronnie Coleman	16	142	8.9	32	0
1979	Richard Ellender	31	203	6.5	36	0
1980	Carl Roaches	47	384	8.2	68	0
1981	Carl Roaches	39	296	7.6	40	0
1982	Carl Roaches	19	104	5.5	25	0
1983	Carl Roaches	20	159	8.0	23	0
1984	Carl Roaches	26	152	5.8	18	0
1985	Willie Drewrey	24	215	9.0	23	0
1986	Willie Drewrey	25	262	7.7	25	0
1987	Kenny Johnson	24	196	8.2	26	0
1988	Kenny Johnson	30	170	5.7	16	0
1989	Kenny Johnson	19	122	6.4	19	0
1990	Gerald McNeil	30	172	5.7	26	0
1991	Pat Coleman	22	138	6.3	24	0
1992	Webster Slaughter	20	142	7.1	20	0
1993	Willie Drewrey	41	275	6.7	18	0
1994	Ernest Givins	37	210	5.7	78t	1
1995	Mel Gray	30	303	10.1	20	0
1996	Mel Gray	22	205	9.3	40	0
1997	Mel Gray	17	144	8.5	30	0
1998	Derrick Mason	31	228	7.4	25	0
1999	Derrick Mason	26	225	8.7	65t	1
2000	Derrick Mason	51	662	13.0	69t	1
2001	Derrick Mason	20	128	6.4	20	0
2002	John Simon	13	113	8.7	30	0
2003	Justin McCareins	29	330	11.4	58t	1
2004	Derrick Mason	24	93	3.9	13	0
2005	Pacman Jones	29	272	9.4	52t	1
2006	Pacman Jones	34	440	12.9	90t	3
2007	Chris Davis	31	293	9.5	39	0
2008	Chris Carr	32	323	10.1	44	0
2009	Alvin Pearman	11	112	10.2	18	0
2010	Marc Mariani	27	329	12.2	87t	1
2011	Marc Mariani	46	490	10.7	79t	1
2012	Darius Reynaud	31	410	13.2	81t	2
2013	Darius Reynaud	18	135	7.5	35	0
2014	Dexter McCluster	22	155	7.0	48	0

## YEAR-BY-YEAR LEADERS

## INTERCEPTIONS

Year	Player	No	Yds	Avg	Lg	TD
1960	Mark Johnston (CB)	4	42	10.5	33	0
	Dennit Morris (LB)	4	32	8.0	26	0
	Julian Spence (S)	4	5	1.3	5	0
1961	Jim Norton (S)	9	150	16.7	36	0
1962	Jim Norton (S)	8	75	9.4	36	0
1963	Fred Glick (S)	12	180	15.0	40	1
1964	Pete Jaquess (CB)	8	141	17.6	98t	1
1965	W.K. Hicks (CB)	9	156	17.3	31	0
1966	Jim Norton (S)	4	125	31.3	56	0
	Fred Glick (S)	4	47	11.8	41	0
1967	Miller Farr (CB)	10	264	26.4	67	3
1968	Ken Houston (S)	5	160	32.0	66t	2
1969	Miller Farr (CB)	6	48	8.0	35	0
1970	Zeke Moore (CB)	6	85	14.2	32	0
1971	Ken Houston (S)	9	220	24.4	48t	4
1972	Bob Atkins (S)	2	37	18.5	34	0
	John Charles (S)	2	6	3.0	6	0
1973	Guy Roberts (LB)	4	55	13.8	27	0
	Jeff Severson (S)	4	24	6.0	19	0
1974	Bob Atkins (S)	6	85	14.2	36	0
1975	Zeke Moore (CB)	5	137	27.4	74	0
1976	C.L. Whittington (S)	5	103	20.6	50	0
1977	Mike Reinfeldt (S)	5	78	15.6	30	0
1978	Willie Alexander (CB)	5	51	10.2	29	0
1979	Mike Reinfeldt (S)	12	205	17.1	39	0
1980	Jack Tatum (S)	7	100	14.3	35	0
1981	Greg Stemrick (CB)	3	94	31.3	38	0
	Carter Hartwig (DB)	3	78	26.0	36	0
1982	Robert Brazile (LB)	1	31	31.0	31	0
	Gregg Bingham (LB)	1	8	8.0	8	0
	Vernon Perry (S)	1	8	8.0	8	0
1983	Willie Tullis (DB)	5	65	13.0	44	0
1984	Willie Tullis (DB)	4	48	12.0	22	0
1985	Steve Brown (CB)	5	41	8.2	22	0
1986	Allen Lyday (S)	3	24	8.0	24	0
	Patrick Allen (CB)	3	20	6.7	18	0
1987	Keith Bostic (S)	6	-14	-2.3	7	0
1988	Jeff Donaldson (S)	4	29	7.3	23	0
1989	Steve Brown (CB)	5	54	10.8	41	0
1990	Richard Johnson (CB)	8	100	12.5	35	1
1991	Cris Dishman (CB)	6	61	10.2	43	0
1992	Jerry Gray (CB)	6	24	4.0	22	0
1993	Marcus Robertson (S)	7	137	19.6	69	0
1994	Darryll Lewis (CB)	5	57	11.4	20	0
1995	Darryll Lewis (CB)	6	145	24.2	98t	1
1996	Darryll Lewis (CB)	5	103	20.6	53	1
1997	Darryll Lewis (CB)	5	115	23.0	47t	1
	Marcus Robertson (S)	5	127	25.4	48	0
1998	Darryll Lewis (CB)	4	40	10.0	33	0
1999	Samari Rolle (CB)	4	65	16.3	30	0
2000	Samari Rolle (CB)	7	140	20.0	81t	1
2001	Andre Dyson (CB)	3	36	12.0	36	0
	Samari Rolle (CB)	3	3	1.0	3	0
2002	Lance Schulters (S)	6	56	9.3	28	0
2003	Samari Rolle (CB)	6	141	23.5	52	0
2004	Andre Dyson (CB)	6	135	22.5	44	0
2005	Reynaldo Hill (CB)	3	88	29.3	52t	1
2006	Chris Hope (S)	5	105	21.0	61t	1
2007	Keith Bulluck (LB)	5	63	12.6	35	0
2008	Michael Griffin (S)	7	172	24.6	83t	1
2009	Cortland Finnegan (CB)	5	194	38.8	80	1
2010	Michael Griffin (S)	4	50	12.5	28	0
2011	Michael Griffin (S)	2	0	0.0	0	0
	Jason McCourty (CB)	2	52	26.0	30	0
2012	Michael Griffin (S)	4	59	14.8	33	0
	Jason McCourty (CB)	4	29	7.3	28	0
2013	Alterraun Verner (CB)	5	68	13.6	34	1
2014	Jason McCourty (CB)	3	0	0.0	0	0

## SACKS

Year	Player	Total
1960	Don Floyd (DE)	4
1961	Doug Cline (LB)	6
1962	Ed Husmann (DT)	10
1963	Ed Husmann (DT)	5
	Gary Cutsinger (DE)	5
1964	Ed Husmann (DT)	4
	Don Floyd (DE)	4
1965	Gary Cutsinger (DE)	7
1966	Gary Cutsinger (DE)	5
1967	George Rice (DT)	6
1968	Pat Holmes (DE)	6
1969	Elvin Bethea (DE)	14
1970	Elvin Bethea (DE)	9.5
1971	Elvin Bethea (DE)	13
1972	Mike Tilleman (DT)	12
1973	Elvin Bethea (DE)	17
1974	Ted Washington (LB)	11
1975	Curly Culp (DT)	11.5
1976	Elvin Bethea (DE)	14.5
1977	James Young (DE)	7.5
1978	Elvin Bethea (DE)	8
1979	Jesse Baker (DE)	15.5
1980	Mike Stensrud (DE)	7
1981	Jesse Baker (DE)	10
1982	Jesse Baker (DE)	7.5
1983	Jesse Baker (DE)	5.5
1984	Jesse Baker (DE)	11
1985	Jesse Baker (DE)	5.5
1986	Ray Childress (DE)	5
1987	Ray Childress (DE)	6
1988	Ray Childress (DE)	8.5
	William Fuller (DE)	8.5
1989	Ray Childress (DE)	8.5
1990	Sean Jones (DE)	12.5
1991	William Fuller (DE)	15
1992	Ray Childress (DE)	13
1993	Sean Jones (DE)	13
1994	Lamar Lathon (DE)	8.5
1995	Anthony Cook (DE)	4.5
	Henry Ford (DE)	4.5
1996	Anthony Cook (DE)	7.5
1997	Kenny Holmes (DE)	7
	Gary Walker (DT)	7
1998	Lonnie Marts (LB)	4
1999	Jevon Kearse (DE)	14.5
2000	Jevon Kearse (DE)	11.5
2001	Jevon Kearse (DE)	10.0
2002	Kevin Carter (DE)	10.0
2003	Jevon Kearse (DE)	9.5
2004	Kevin Carter (DE)	6.0
2005	Kyle Vanden Bosch (DE)	12.5
2006	Kyle Vanden Bosch (DE)	6.5
2007	Kyle Vanden Bosch (DE)	12
2008	Albert Haynesworth (DT)	8.5
2009	Jacob Ford (DE)	5.5
2010	Jason Babin (DE)	12.5
2011	Karl Klug (DT)	7.0
2012	Derrick Morgan (DE)	6.5
2013	Jurrell Casey (DT)	10.5
2014	Derrick Morgan (OLB)	6.5

## YEAR-BY-YEAR LEADERS

### TACKLES (SINCE 1974)

Year	Player	Solo	Assist	Total
1974	Gregg Bingham (LB)	128	78	206
1975	Gregg Bingham (LB)	110	75	185
1976	Gregg Bingham (LB)	100	91	191
1977	Gregg Bingham (LB)	95	95	190
1978	Gregg Bingham (LB)	109	114	223
1979	Gregg Bingham (LB)	100	103	203
1980	Gregg Bingham (LB)	112	100	212
1981	Gregg Bingham (LB)	112	60	172
1982	Daryl Hunt (LB)	61	24	85
1983	Gregg Bingham (LB)	87	48	135
1984	Robert Abraham (LB)	106	92	198
1985	Avon Riley (LB)	80	67	147
1986	John Grimsley (LB)	112	87	199
1987	Al Smith (LB)	46	56	102
1988	John Grimsley (LB)	70	45	115
1989	John Grimsley (LB)	73	30	103
1990	Al Smith (LB)	78	26	104
1991	Al Smith (LB)	101	45	146
1992	Al Smith (LB)	70	52	122
1993	Al Smith (LB)	67	28	95
1994	Al Smith (LB)	97	45	142
1995	Blaine Bishop (S)	75	22	97
1996	Blaine Bishop (S)	73	36	100
1997	Barron Wortham (LB)	61	36	97
1998	Joe Bowden (LB)	88	57	145
1999	Blaine Bishop (S)	83	30	113
	Eddie Robinson (LB)	64	49	113
2000	Randall Godfrey (LB)	97	72	169
2001	Randall Godfrey (LB)	79	32	111
2002	Keith Bulluck (LB)	116	64	180
2003	Keith Bulluck (LB)	110	61	171
2004	Keith Bulluck (LB)	108	63	171
2005	Keith Bulluck (LB)	106	44	150
2006	Keith Bulluck (LB)	107	54	161

Year	Player	Solo	Assist	Total
2007	David Thornton (LB)	97	43	140
2008	Keith Bulluck (LB)	83	37	120
2009	Stephen Tulloch (LB)	95	37	132
2010	Stephen Tulloch (LB)	121	48	169
2011	Jordan Babineaux (S)	81	36	117
2012	Akeem Ayers (LB)	79	31	110
2013	<b>Bernard Pollard (S)</b>	<b>93</b>	<b>49</b>	<b>142</b>
2014	<b>Wesley Woodyard</b>	<b>66</b>	<b>68</b>	<b>134</b>

## INDIVIDUAL RECORDS: SERVICE

### Number of Games Played in Regular Season

1960-77: 14 games

1978-81, 1983-86, 1988-present: 16 games

1982: 9 games

1987: 15 games

### Most Seasons

19	Bruce Matthews, 1983-2001
16	Elvin Bethea, 1968-83
13	Brad Hopkins, 1993-2005
12	Gregg Bingham, 1973-84
12	Mike Munchak, 1982-93
12	Craig Hentrich, 1998-09

### Most Seasons, Active

10	<b>Michael Roos</b> , 2005-14
8	<b>Michael Griffin</b> , 2007-14
7	<b>Craig Stevens</b> , 2008-14

### Most Games Played

296	Bruce Matthews, 1983-2001
210	Elvin Bethea, 1968-83
194	Brad Hopkins, 1993-2005
177	Craig Hentrich, 1998-2009
173	Gregg Bingham, 1973-84

160	Ray Childress, 1985-95
159	Mike Munchak, 1982-93
157	Keith Bulluck, 2000-09
152	Benji Olson, 1998-2007
151	Al Del Greco, 1991-2000
148	<b>Michael Roos</b> , 2005-14
147	Robert Brazile, 1975-84
146	Ted Thompson, 1975-84
145	Zeke Moore, 1967-77
144	Rob Bironas, 2005-13
144	Ken Burrough, 1971-81
141	Warren Moon, 1984-93

### Most Games Played, Active

148	<b>Michael Roos</b> , 2005-14
126	<b>Michael Griffin</b> , 2007-14
93	<b>Craig Stevens</b> , 2008-14

### Most Consecutive Games Played

232	Bruce Matthews, 1987-2001
147	Robert Brazile, 1975-84
146	Craig Hentrich, 1998-2007
144	Rob Bironas, 2005-13
135	Elvin Bethea, 1968-77
135	Keith Bulluck, 2000-09

134	Gregg Bingham, 1973-81
128	Eddie George, 1996-2003

### Most Consecutive Games Played, Active

96	<b>Nate Washington</b> , 2009-14
90	<b>Brett Kern</b> , 2009-14
64	<b>Karl Klug</b> , 2011-14
51	<b>Jason McCourty</b> , 2011-14
48	<b>Beau Brinkley</b> , 2012-14

### Most Consecutive Games Started

229	Bruce Matthews, 1987-2001
147	Robert Brazile, 1975-84
135	Elvin Bethea, 1968-77
134	Gregg Bingham, 1973-81
128	Eddie George, 1996-2003
127	Keith Bulluck, 2001-09

### Most Consecutive Games Started, Active

50	<b>Jason McCourty</b> , 2011-14
31	<b>Andy Levitre</b> , 2013-14
31	<b>Chance Warmack</b> , 2013-14



## INDIVIDUAL RECORDS: SCORING

### Most Seasons Leading Team

9	Rob Bironas, 2005-13
9	Al Del Greco, 1992-2000
7	George Blanda, 1960-66
5	Tony Zendejas, 1985-90

### Most Consecutive Seasons Leading Team

9	Rob Bironas, 2005-13
9	Al Del Greco, 1992-2000
7	George Blanda, 1960-66
5	Tony Zendejas, 1985-89

## POINTS

#### Career

1,060	Al Del Greco, 1991-2000 (322 PAT, 246 FG)
1,032	Rob Bironas, 2005-13 (315 PAT, 239 FG)
598	George Blanda, 1960-66 (4 TD, 301 PAT, 91 FG)
548	Tony Zendejas, 1985-90 (197 PAT, 117 FG)
450	Eddie George, 1996-2003 (74 TD, 3 two-point)
438	Earl Campbell, 1978-84 (73 TD)

#### Season

136	Al Del Greco, 1998 (28 PAT, 36 FG)
133	Rob Bironas, 2007 (28 PAT, 35 FG)
131	Al Del Greco, 1996 (35 PAT, 32 FG)
127	Rob Bironas, 2008 (40 PAT, 29 FG)
126	Al Del Greco, 1993 (39 PAT, 29 FG)
123	Gary Anderson, 2003 (42 PAT, 27 FG)

### Most Seasons, 100 or More Points

8	Al Del Greco, 1992-93, 1995-2000
7	Rob Bironas, 2007-13
2	George Blanda, 1960-61
2	Tony Zendejas, 1988-89

#### Season, Rookie

92	Tony Zendejas, 1985 (29 PAT, 21 FG)
86	Roy Gerela, 1969 (29 PAT, 19 FG)
72	Bill Groman, 1960 (12 TD)

#### Game

30	Billy Cannon, @ N.Y. Titans, 12/10/61 (5 TD)
26	Rob Bironas, @ Hou., 10/21/07 (8 FG, 2 PAT)
26	George Blanda, vs. L.A. Chargers, 9/18/60 (3 TD, 5 PAT, 1 FG)

#### Game, Opponent

24	Art Powell, @ Oakland, 12/22/63
24	Corey Dillon, @ Cincinnati, 12/4/97
19	Cody Parkey, @ Philadelphia, 11/23/14
19	Horst Muhlmann, vs. Cincinnati, 12/17/72
18	17 times, last by Josh Brown, vs. N.Y. Giants, 12/7/14

### Most Consecutive Games Scoring

67	Al Del Greco, 1994-00
46	Rob Bironas, 2006-08

## TOUCHDOWNS

#### Career

74	Eddie George, 1996-2003
73	Earl Campbell, 1978-84
58	Chris Johnson, 2008-13
51	Charlie Hennigan, 1960-66
49	Kenny Burrough, 1971-81
	Ernest Givins, 1986-94

#### Season

19	Earl Campbell, 1979
18	Bill Groman, 1961

#### Game

5	Billy Cannon, @ N.Y. Titans, 12/10/61
---	---------------------------------------

#### Game, Opponent

4	Art Powell, @ Oakland, 12/22/63
4	Bob Hayes, @ Dallas, 12/20/70
4	Corey Dillon, @ Cincinnati, 12/4/97
3	18 times, last by Arian Foster, vs. Houston, 10/26/14

### Most Consecutive Games Scoring TD

8	Bill Groman, 1961
5	Hoyle Granger, 1967
5	Earl Campbell, 1979
5	Chris Sanders, 1995
5	Kenny Britt, 2010

## POINTS AFTER TOUCHDOWNS

#### Career

322	Al Del Greco, 1991-2000
301	George Blanda, 1960-66
315	Rob Bironas, 2005-13
197	Tony Zendejas, 1985-90
149	Toni Fritsch, 1977-81

#### Season

64	George Blanda, 1961
48	George Blanda, 1962
	Tony Zendejas, 1988

#### Game

8	George Blanda, vs. N.Y. Titans, 10/14/62
7	George Blanda, @ Denver, 11/5/61
7	George Blanda, vs. N.Y. Titans, 11/19/61
7	George Blanda, @ Oakland, 12/22/63
7	Teddy Garcia, vs. Cleveland, 12/9/90

### Most Made, Opponent, Game

8	Stephen Gostkowski, @ New England, 10/18/09
7	Mason Crosby, @ Green Bay, 12/23/12
7	Cotton Davidson, @ Oakland, 12/22/63
7	Horst Muhlmann, vs. Cincinnati, 12/17/72
7	Jim Breech, @ Cincinnati, 12/17/89
7	Sebastian Janikowski, @ Oakland, 9/29/02
7	Lawrence Tynes, vs. Kansas City, 12/13/04

### Most Consecutive PATs

285	Rob Bironas, 2006-13
229	Al Del Greco, 1993-2000
79	Gary Anderson, 2003-04
76	Al Del Greco, 1991-93
75	Skip Butler, 1972-76

### Most Two-Point Conversions, Career

3	Eddie George, 1996-2003
3	Haywood Jeffires, 1987-95
3	Steve McNair, 1995-2005

### Most Two-Point Conversions, Season

3	Haywood Jeffires, 1994
---	------------------------

### Most Two-Point Conversions, Game

1	26 times, last by Kenny Britt from Matt Hasselbeck vs. Chicago, 11/4/12 (pass)
---	--

### Most Two-Point Conversions, Opponent, Game

2	Charles Johnson @ Pittsburgh, 11/1/98 (pass, pass)
---	--

## FIELD GOALS

### Most Attempted, Career

295	Al Del Greco, 1991-2000
279	Rob Bironas, 2005-13
187	George Blanda, 1960-66
163	Tony Zendejas, 1985-90
121	Skip Butler, 1972-77

### Most Attempted, Season

40	Roy Gerela, 1969
39	Al Del Greco, 1998
39	Rob Bironas, 2007
38	Al Del Greco, 1996
37	Tony Zendejas, 1989
35	Al Del Greco, 1997

### Most Attempted, Game

8	Rob Bironas, @ Houston, 10/21/07
6	George Blanda, vs. N.Y. Titans, 10/9/60
6	George Blanda, vs. Denver, 9/14/63
6	Skip Butler, @ Cleveland, 10/12/75
6	Al Del Greco, vs. Atlanta, 12/5/93

### Most Attempted, Opponent, Game

7	Tom Dempsey, Philadelphia, 11/12/72
6	Roy Gerela, Pittsburgh, 12/9/73
6	Jim Breech, @ Cincinnati, 11/1/87
6	John Carney, @ San Diego, 9/19/93
6	Sebastian Janikowski, @ Oakland, 11/24/13
6	Cody Parkey, @ Philadelphia, 11/23/14

### Most Made, Career

246	Al Del Greco, 1991-2000
239	Rob Bironas, 2005-13
117	Tony Zendejas, 1985-90
91	George Blanda, 1960-66
81	Toni Fritsch, 1977-81

### Most Made, Season

36	Al Del Greco, 1998
35	Rob Bironas, 2007

## INDIVIDUAL RECORDS: SCORING

32 Al Del Greco, 1996  
 29 Al Del Greco, 1993  
 29 Rob Bironas, 2008  
 29 Rob Bironas, 2011

**Most Made, Game**

\* 8 Rob Bironas, @ Houston, 10/21/07  
 5 Al Del Greco, @ Philadelphia, 12/3/2000  
 5 Roy Gerela, vs. Miami, 9/28/69  
 \* Denotes NFL Record

**Most Made, Opponent, Game**

6 Tom Dempsey, vs. Philadelphia, 11/12/72  
 6 John Carney, @ San Diego, 9/19/93  
 5 Josh Brown, vs. N.Y. Giants, 12/7/14  
 5 Cody Parkey, @ Philadelphia, 11/23/14  
 5 Adam Vinatieri, @ Indianapolis, 12/1/13  
 5 Rian Lindell, @ Buffalo, 12/24/06  
 5 Mike Vanderjagt, vs. Indianapolis, 12/7/03  
 5 Steve Christie, vs. Buffalo, 9/18/94  
 5 Jim Breech, @ Cincinnati, 11/1/87

**Most Consecutive Field Goals Made**

20 Al Del Greco, 1998-99  
 20 Rob Bironas, 2007-08  
 20 Rob Bironas, 2010  
 20 Rob Bironas, 2011-12  
 19 Rob Bironas, 2007  
 18 Al Del Greco, 1995-96  
 14 Al Del Greco, 1999-2000

14 Rob Bironas, 2011  
 13 Al Del Greco, 1994-95

**Most Consecutive Games With Field Goal Made**

20 Rob Bironas, 2009-10  
 19 Rob Bironas, 2006-07  
 13 Rob Bironas, 2011-12  
 12 Al Del Greco, 1998  
 12 Gary Anderson, 2003  
 12 Rob Bironas, 2008  
 10 George Blanda, 1964-65  
 10 George Blanda, 1966

**Longest Field Goal**

60 Rob Bironas, vs. Indianapolis, 12/3/06  
 56 Al Del Greco, vs. San Francisco, 10/27/96  
 56 Rob Bironas, @ Denver, 11/19/07  
 55 Rob Bironas, vs. Denver, 10/3/10  
 55 Rob Bironas, vs. Houston, 12/29/13  
 55 George Blanda, vs. San Diego, 12/3/61  
 54 George Blanda, @ Oakland, 11/11/62  
 54 Skip Butler, @ Buffalo, 9/19/76  
 54 Al Del Greco, vs. Kansas City, 9/20/92

**Longest Field Goal, Opponent**

64 Matt Prater, @ Denver, 12/8/13  
 56 Jason Elam, Denver, 11/26/95  
 55 Chris Bahr, @ Cincinnati, 9/23/79  
 55 Matt Stover, Cleveland, 11/17/91

54 Jan Stenerud, Kansas City, 9/9/67  
 54 Gary Anderson, Pittsburgh, 12/8/91  
 54 Matt Bahr, @ N.Y. Giants, 12/21/91  
 54 Ryan Longwell, Green Bay, 12/16/01

**Highest Field Goal Percentage, Career (100 made)**

85.7 Rob Bironas, 2005-13, (239 of 279)  
 83.4 Al Del Greco, 1991-2000, (246 of 295)

**Season**

92.3 Al Del Greco, 1998 (36 of 39)  
 92.3 Rob Bironas, 2010 (24 of 26)  
 90.6 Rob Bironas, 2011 (29 of 32)  
 89.7 Rob Bironas, 2007 (35 of 39)  
 87.9 Rob Bironas, 2008 (29 of 33)  
 87.1 Gary Anderson, 2003 (27 of 31)  
 87.1 Al Del Greco, 1995 (27 of 31)  
**86.4 Ryan Succop, 2014 (19 of 22)**  
 86.2 Rob Bironas, 2013 (25 of 29)  
 85.3 Al Del Greco, 1993 (29 of 34)  
 85.0 Florian Kempf, 1983 (17 of 20)

## SAFETIES

**Most Safeties, Career**

2 Elvin Bethea (1968-83)  
 2 James Young (1977-79)

**Most Safeties, Game**

1 40 times, last by team vs. N.Y. Jets (12/14/14), intentional grounding penalty on Jets in end zone

## INDIVIDUAL RECORDS: RUSHING

**Most Seasons Leading Team**

8 Eddie George, 1996-2003  
 6 Earl Campbell, 1978-84  
 6 Chris Johnson, 2008-13  
 4 Mike Rozier, 1985-90

**Most Consecutive Seasons Leading Team**

8 Eddie George, 1996-2003  
 6 Earl Campbell, 1978-83  
 6 Chris Johnson, 2008-13  
 4 Mike Rozier, 1985-88

## ATTEMPTS

**Career**

2,733 Eddie George, 1996-2003  
 1,979 Earl Campbell, 1978-84  
 1,742 Chris Johnson, 2008-13  
 1,000 Lorenzo White, 1988-94  
 910 Mike Rozier, 1985-90  
 908 Charles Tolar, 1960-66  
 773 Hoyle Granger, 1966-70, 72

**Season**

403 Eddie George, 2000  
 373 Earl Campbell, 1980  
 368 Earl Campbell, 1979  
 361 Earl Campbell, 1981

**Game**

39 Earl Campbell, vs. Seattle, 10/11/81  
 38 Earl Campbell, @ Kansas City, 10/12/80  
 37 Earl Campbell, vs. Cincinnati, 10/4/81

**Game, Opponent**

39 Corey Dillon, @ Cincinnati, 12/4/97  
 34 Rodney Hampton, N.Y. Giants, 11/21/94  
 33 Le'Veon Bell, Pittsburgh, 11/17/14  
 32 Greg Pruitt, Cleveland, 12/3/81  
 32 Tony Collins, @ New England, 11/28/82

## YARDS GAINED

**Career**

10,009 Eddie George, 1996-2003  
 8,574 Earl Campbell, 1978-84  
 7,965 Chris Johnson, 2008-13  
 4,079 Lorenzo White, 1988-94  
 3,514 Hoyle Granger, 1966-70, 72  
 3,439 Steve McNair, 1995-05  
 3,426 Mike Rozier, 1985-90

**Season**

2,006 Chris Johnson, 2009

1,934 Earl Campbell, 1980  
 1,697 Earl Campbell, 1979  
 1,509 Eddie George, 2000  
 1,450 Earl Campbell, 1978

**Season, Rookie**

1,450 Earl Campbell, 1978  
 1,368 Eddie George, 1996  
 1,228 Chris Johnson, 2008  
 947 Rodney Thomas, 1995  
 756 Sid Blanks, 1964  
 652 Rob Carpenter, 1977

**Game**

228 Chris Johnson vs. Jacksonville, 11/1/09  
 216 Billy Cannon, @ N.Y. Titans, 12/10/61  
 216 Eddie George, vs. Oakland, 8/31/97  
 206 Earl Campbell, @ Chicago, 11/16/80

**Game, Opponent**

246 Corey Dillon, @ Cincinnati, 12/4/97  
 215 Eric Dickerson, @ L.A. Rams, 12/9/84  
 204 Le'Veon Bell, Pittsburgh, 11/17/14  
 201 James Brooks, @ Cincinnati, 12/23/90

## INDIVIDUAL RECORDS: RUSHING

## Longest Run

94	Chris Johnson, vs. N.Y. Jets, 12/17/12 (TD)
91	Chris Johnson, vs. Houston, 9/20/09 (TD)
91	Sid Blanks, vs. N.Y. Jets, 12/13/64 (TD)
89	Chris Johnson vs. Jacksonville, 11/1/09 (TD)
85	Chris Johnson vs. Arizona, 11/29/09 (TD)
83	Chris Johnson @ Buffalo, 10/21/12 (TD)
81	Earl Campbell, vs. Miami, 11/20/78 (TD)

## Longest Run, Opponent

91	Wilbert Montgomery, @ Philadelphia, 12/19/82 (TD)
80	Donald Brown, @ Indianapolis, 12/18/11 (TD)
80	Corey Dillon at Cincinnati, 10/8/2000 (TD)
80	Wray Carlton, vs. Buffalo, 12/5/65 (TD)
79	Bill Mathis, @ N.Y. Jets, 11/21/65

## Most Seasons, 1,000 or More Yards

7	Eddie George, 1996-2000, 2002-03
6	Chris Johnson, 2008-13
5	Earl Campbell, 1978-81, 1983
1	Eight players, last by LenDale White in 2007

## Most Consecutive Seasons, 1,000 or More Yards

6	Chris Johnson, 2008-13
5	Eddie George, 1996-2000
4	Earl Campbell, 1978-81
2	Eddie George, 2002-03

## Most Games, 200 or More Yards, Season

4	Earl Campbell, 1980
---	---------------------

1	Three times, last by Chris Johnson, 2009
---	--

## Most Games, 100 or More Yards, Career

39	Earl Campbell, 1978-84
36	Eddie George, 1996-03
35	Chris Johnson, 2008-13
11	Hoyle Granger, 1966-70, 1972
8	Mike Rozier, 1985-90

## Most Games, 100 or More Yards, Season

12	Chris Johnson, 2009
11	Earl Campbell, 1979
10	Earl Campbell, 1980
8	Chris Johnson, 2010
8	Eddie George, 1997
7	Hoyle Granger, 1967
7	Earl Campbell, 1978, 1983

## Most Consecutive Games, 100 or More Yards

12	Chris Johnson, 2009-10
7	Earl Campbell, 1979
6	Earl Campbell, 1980
5	Eddie George, 1998

## AVERAGE GAIN

## Career (Minimum 750 attempts)

4.57	Chris Johnson (2008-13)
4.56	Hoyle Granger (1966-70, 1972)
4.33	Earl Campbell (1978-84)
4.08	Lorenzo White (1988-94)

## Season

5.60	Chris Johnson, 2009
5.21	Sid Blanks, 1964
5.18	Earl Campbell, 1980
5.14	Gary Brown, 1993
5.05	Hoyle Granger, 1967

## TOUCHDOWNS

## Career

73	Earl Campbell, 1978-84
64	Eddie George, 1996-2003
50	Chris Johnson, 2008-13
36	Steve McNair, 1995-2005
29	Lorenzo White, 1988-94
27	Mike Rozier, 1985-90

## Season

19	Earl Campbell, 1979
15	LenDale White, 2008
14	Eddie George, 2000
14	Chris Johnson, 2009

## Season, Rookie

13	Earl Campbell, 1978
----	---------------------

## Game

4	Earl Campbell, vs. Miami, 11/20/78
4	Lorenzo White, vs. Cleveland, 12/9/90

## Game, Opponent

4	Corey Dillon, @ Cincinnati, 12/4/97
3	12 times, last by Marshall Faulk, @ Ind., 9/4/94

## Most Consecutive Games, Rushing Touchdown

5	Earl Campbell, 1979
4	Earl Campbell, 1981
4	Alonzo Highsmith, 1989
4	Gary Brown, 1993
4	Eddie George, 2000
4	LenDale White, 2008
3	11 times, last by Chris Johnson, 2009-10

## INDIVIDUAL RECORDS: PASSING

## Most Seasons Leading Team

10	Warren Moon, 1984-93
9	Dan Pastorini, 1971-79
8	Steve McNair, 1997-2003, 2005

## Most Consecutive Seasons Leading Team

10	Warren Moon, 1984-93
9	Dan Pastorini, 1971-79
7	George Blanda, 1960-66
7	Steve McNair, 1997-2003

## ATTEMPTS

## Career

4,546	Warren Moon, 1984-93
3,871	Steve McNair, 1995-2005
2,784	George Blanda, 1960-66
2,767	Dan Pastorini, 1971-79
1,190	Vince Young, 2006-10
1,081	Kerry Collins, 2006-10
824	Pete Beathard, 1967-69
739	Ken Stabler, 1980-81

## Season

655	Warren Moon, 1991
-----	-------------------

584	Warren Moon, 1990
520	Warren Moon, 1993
518	Matt Hasselbeck, 2011
505	George Blanda, 1964
492	Steve McNair, 1998
492	Steve McNair, 2002

## Game

68	George Blanda, @ Buffalo, 11/1/64
60	George Blanda, vs. Oakland, 11/7/65
60	Billy Volek, @ Oakland, 12/19/04

## Game, Opponent

61	Colt McCoy, @ Cleveland, 10/2/11
59	Peyton Manning, @ Denver, 12/8/13
54	Matt Schaub, Houston, 12/19/10
54	Eric Zeier, @ Cleveland, 11/5/95
53	Mickey Slaughter, Denver, 12/20/64
53	Tommy Kramer, Minnesota, 12/21/80
53	Brian Sipe, @ Cleveland, 9/13/81
52	4 times, last by Bobby Hebert, vs. Atlanta, 12/5/93

## COMPLETIONS

## Career

2,632	Warren Moon, 1984-93
2,305	Steve McNair, 1995-2005
1,426	Dan Pastorini, 1971-79
1,347	George Blanda, 1960-66
689	Vince Young, 2006-10
613	Kerry Collins, 2006-10
458	Ken Stabler, 1980-81

## Season

404	Warren Moon, 1991
362	Warren Moon, 1990
319	Matt Hasselbeck, 2011
303	Warren Moon, 1993
301	Steve McNair, 2002
293	Ken Stabler, 1980

## Game

41	Warren Moon, vs. Dallas, 11/10/91
40	Billy Volek, @ Oakland, 12/19/04
39	Billy Volek, @ San Diego, 10/3/04
37	George Blanda, @ Buffalo, 11/1/64

## INDIVIDUAL RECORDS: PASSING

36	Ryan Fitzpatrick, vs. Arizona, 12/15/13
36	Warren Moon, vs. Seattle, 11/7/93

### Game, Opponent

40	Colt McCoy, @ Cleveland, 10/2/11
39	Peyton Manning, @ Denver, 12/8/13
37	Peyton Manning, @ Indianapolis, 11/3/02
36	Tim Couch, Cleveland, 9/22/02
36	Peyton Manning, Indianapolis, 10/11/09
36	Drew Brees, New Orleans, 12/11/11
35	Matt Schaub, Houston, 12/19/10
35	Kyle Orton, Denver, 10/3/10
34	Mickey Slaughter, Denver, 12/20/64
33	Matthew Stafford, Detroit, 9/23/12

## COMPLETION PERCENTAGE

### Career (Minimum 1,500 attempts)

59.5	Steve McNair, 1995-2005 (2,305 of 3,871)
57.9	Warren Moon, 1984-93 (2,632 of 4,546)
51.5	Dan Pastorini, 1971-79 (1,426 of 2,767)
48.4	George Blanda, 1960-66 (1,347 of 2,784)

### Season

65.6	Cody Carlson, 1992 (149 of 227)
64.7	Warren Moon, 1992 (224 of 346)
64.5	Ken Stabler, 1980 (293 of 454)
63.2	Chris Chandler, 1995 (225 of 356)
62.6	Steve McNair, 2000 (248 of 396)
62.5	Steve McNair, 2003 (250 of 400)

### Game (Min. 15 attempts)

93.8	Steve McNair, @ Pittsburgh, 9/28/03 (15 of 16)
88.5	Chris Chandler, @ Cincinnati, 9/24/95 (23 of 26)

## YARDS GAINED

### Career

33,685	Warren Moon, 1984-93
27,141	Steve McNair, 1995-2005
19,149	George Blanda, 1960-66
16,846	Dan Pastorini, 1971-79
8,098	Vince Young, 2006-10
6,804	Kerry Collins, 2006-10
5,190	Ken Stabler, 1980-81
5,128	Pete Beathard, 1967-69

### Season

4,690	Warren Moon, 1991
4,689	Warren Moon, 1990
3,631	Warren Moon, 1989
3,571	Matt Hasselbeck, 2011
3,489	Warren Moon, 1986
3,485	Warren Moon, 1993

### Game

527	Warren Moon, @ Kansas City, 12/16/90
492	Billy Volek, @ Oakland, 12/19/04
464	George Blanda, @ Buffalo, 10/29/61

### Game, Opponent

425	Peyton Manning, @ Indianapolis, 12/5/04
407	Tom Flores, @ Oakland, 12/22/63
406	Tony Romo, @ Dallas, 10/10/10
397	Peyton Manning, @ Denver, 12/8/13
393	Andrew Luck, @ Indianapolis, 9/28/14
389	Jim McMahon, @ San Diego, 9/17/89
387	Boomer Esiason, @ Cincinnati, 11/1/87
386	Eli Manning, @ N.Y. Giants, 9/26/10

### Most Seasons, 3,000 or More Passing Yards

6	Warren Moon, 1984-93
5	Steve McNair, 1998, 2001-2003
3	George Blanda, 1960-66

### Most Games, 400 or More Passing Yards,

#### Career

4	Warren Moon, 1984-93
2	Billy Volek, 2000-06
2	George Blanda, 1960-66
1	Ryan Fitzpatrick, 2013
1	Jacky Lee, 1960-63; 1966-67
1	Steve McNair, 1995-2005

### Most Games, 400 or More Passing Yards,

#### Season

2	Billy Volek, 2004
2	George Blanda, 1961
2	Warren Moon, 1991

### Most Games, 300 or More Passing Yards,

#### Career

38	Warren Moon, 1984-93
15	George Blanda, 1960-66

### Most Games, 300 or More Passing Yards,

#### Season

9	Warren Moon, 1990
6	Warren Moon, 1991

### Most Consecutive Games, 300 or More Passing Yards

4	Warren Moon, 1990
3	George Blanda, 1964
3	Warren Moon, 1985
3	Warren Moon, 1991

### Longest Pass Completion (All TDs)

98	Jacky Lee (to Willard Dewveall), vs. S.D., 11/25/62
95	George Blanda (to Dick Compton), vs. Buffalo, 12/5/65
92	Jacky Lee (to Bill Groman), vs. Denver, 11/20/60

### Longest Pass Completion, Opponent (All TDs)

94	Jack Kemp (to Glenn Bass), Buffalo, 10/11/64
90	John McCormick (to Bob Scarpitto), @ Den 10/17/65

## TOUCHDOWNS

### Career

196	Warren Moon, 1984-93
165	George Blanda, 1960-66

156	Steve McNair, 1995-2005
96	Dan Pastorini, 1971-79

### Season

36	George Blanda, 1961
33	Warren Moon, 1990
27	George Blanda, 1962
24	Steve McNair, 2003
24	George Blanda, 1963
24	George Blanda, 1960

### Game

7*	George Blanda, vs. N.Y. Titans, 11/19/61
6	George Blanda, vs. N.Y. Titans, 10/14/62
5	Steve McNair, vs. Jacksonville, 12/26/99
5	Warren Moon, at Cincinnati, 10/11/92
5	Warren Moon, at Cleveland, 11/18/90
5	Warren Moon, vs. Cincinnati, 10/14/90

\* Tied for NFL record

### Game, Opponent

6	Tom Flores, @ Oakland, 12/22/63
6	Tom Brady, @ New England, 10/18/09
6	Ryan Fitzpatrick, @ Houston, 11/30/14
5	Joe Namath, @ N.Y. Jets, 9/18/66
5	Craig Morton, @ Dallas, 12/20/70
5	Jim Kelly, Buffalo, 9/24/89
5	Kerry Collins, @ Oakland, 12/19/04
5	Ben Roethlisberger, @ Pittsburgh, 10/9/11
4	11 times, last by Andrew Luck, @ Denver, 9/28/14

### Most Consecutive Games, Touchdown Pass

23	Steve McNair, 2001-2002
21	Warren Moon, 1990-91
17	Warren Moon, 1992-93
14	George Blanda, 1964-65

## HAD INTERCEPTED

### Career

189	George Blanda, 1960-66
166	Warren Moon, 1984-93
139	Dan Pastorini, 1971-79

### Season

42	George Blanda, 1962
28	Ken Stabler, 1980
26	Warren Moon, 1986

### Game

6	George Blanda, @ Buffalo, 9/9/62
6	George Blanda, vs. Denver, 11/14/65

### Game, Opponent

6	Joe Namath, @ N.Y. Jets, 10/15/67
6	Bobby Hebert, Atlanta, 12/5/93
5	Rick Norton, @ Miami, 11/23/69
5	Keith Null, St. Louis, 12/13/09
4	8 times, last by Mark Sanchez, N.Y. Jets, 12/17/12



## INDIVIDUAL RECORDS: PASSING

### Most Consecutive Passes Attempted, No INT's

161	Kerry Collins, 2008
154	Billy Joe Tolliver, 1994

### Most Attempts, No Interceptions, Game

56	Warren Moon, vs. Dallas, 11/10/91
----	-----------------------------------

## PASSER RATING

### Career (minimum 1,500 attempts)

83.3	Steve McNair, 1995-05
------	-----------------------

80.4	Warren Moon, 1984-93
62.5	George Blanda, 1960-66
61.0	Dan Pastorini, 1971-79

### Season (minimum 14 att. per team game)

100.4	Steve McNair, 2003
96.8	Warren Moon, 1990
91.3	George Blanda, 1961
90.2	Steve McNair, 2001

### Game (minimum 20 attempts)

158.3	Chris Chandler, @ Cincinnati, 9/24/95
-------	---------------------------------------

146.8	Steve McNair, vs. Houston, 10/12/03
146.1	Warren Moon, @ Cleveland, 11/18/90
145.1	Warren Moon, vs. Buffalo, 11/26/90
143.1	Chris Chandler, vs. Denver, 11/26/95

## INDIVIDUAL RECORDS: PASS RECEIVING

## RECEPTIONS

### Most Seasons Leading Team

7	Ken Burrough, 1971-81
5	Haywood Jeffires, 1987-95
5	Frank Wycheck, 1996-2000

### Most Consecutive Seasons Leading Team

6	Ken Burrough, 1974-79
5	Frank Wycheck, 1996-2000
4	Charlie Hennigan, 1961-64
4	Derrick Mason, 2001-04
3	Alvin Reed, 1968-70

### Career

542	Ernest Givins, 1986-94
515	Haywood Jeffires, 1987-95
482	Frank Wycheck, 1995-2002
480	Drew Hill, 1985-91
453	Derrick Mason, 1997-2004
410	Charlie Hennigan, 1960-66
408	Ken Burrough, 1971-81

### Season

101	Charlie Hennigan, 1964
100	Haywood Jeffires, 1991
96	Derrick Mason, 2004
95	Derrick Mason, 2003
94	<b>Kendall Wright</b> , 2013
90	Drew Hill, 1991
90	Haywood Jeffires, 1992

### Game

13	Charlie Hennigan, @ Boston, 10/13/61
13	Haywood Jeffires, @ N.Y. Jets, 10/13/91
13	Drew Bennett, @ Oakland, 12/19/04
12	Sid Blanks, @ San Diego, 9/12/64
12	Charlie Hennigan, @ Buffalo, 11/1/64
12	Charlie Hennigan, vs. Boston, 11/29/64
12	Derrick Mason, vs. Baltimore, 11/12/01
12	Derrick Mason, @ NYG, 12/1/02
12	Derrick Mason, @ San Diego, 10/3/04
12	Drew Bennett, vs. KC, 12/13/04
12	<b>Kendall Wright</b> , vs. Arizona, 12/15/13

### Game, Opponent

12	Cris Carter, @ Minnesota, 10/8/95
----	-----------------------------------

12	Brian Westbrook, @ Philadelphia, 11/19/06
12	Chad Johnson, @ Cincinnati, 11/25/07
12	Reggie Wayne, @ Indianapolis, 12/30/07
11	Don Maynard, N.Y. Titans, 10/9/60
11	Robert Scarpitto, Denver, 12/20/64
11	Carl Pickens, @ Cincinnati, 11/13/94
11	Marvin Harrison, @ Indianapolis, 11/3/02
11	Andre Johnson, @ Houston, 12/14/08
11	Brandon Lloyd, Denver, 10/3/10
11	Odell Beckham Jr., N.Y. Giants, 12/7/14

### Most Consecutive Games, Pass Reception

99	Frank Wycheck, 1996-2002
82	Ernest Givins, 1988-93
76	Drew Hill, 1986-91
71	<b>Nate Washington</b> , 2009-13
53	Haywood Jeffires, 1990-93
52	Ken Burrough, 1973-77

### Most Seasons, 50 or More Pass Receptions

8	Ernest Givins, 1986-93
6	Drew Hill, 1985-86, 1988-91
6	Haywood Jeffires, 1990-95
6	Frank Wycheck, 1996-2001
5	Charlie Hennigan, 1961-64
5	Derrick Mason, 2000-04
3	Curtis Duncan, 1990-92
3	Kendall Wright, 2012-14

## YARDS

### Career

7,935	Ernest Givins, 1986-94
7,477	Drew Hill, 1985-91
6,907	Ken Burrough, 1971-81
6,823	Charlie Hennigan, 1960-66
6,119	Haywood Jeffires, 1987-95

### Season

1,746	Charlie Hennigan, 1961
1,561	Charlie Hennigan, 1964

### Game

272	Charlie Hennigan, @ Boston, 10/13/61
245	Haywood Jeffires, @ Kansas City, 12/16/90

233	Drew Bennett, vs. Kansas City, 12/13/04
232	Charlie Hennigan, @ Buffalo, 10/29/61
225	Kenny Britt, vs. Philadelphia, 10/24/10
210	Drew Hill, @ Indianapolis, 12/22/85

### Game, Opponent

247	Art Powell, @ Oakland, 12/22/63
238	DeAndre Hopkins, @ Houston, 11/30/14
212	Don Maynard, @ N.Y. Jets, 10/20/69
210	Bake Turner, N.Y. Jets, 11/10/63

### Longest Pass Reception (All TDs)

98	Willard Dewveall, vs. San Diego, 11/25/62
95	Dick Compton, vs. Buffalo, 12/5/65
92	Bill Groman, vs. Denver, 11/20/60

### Longest Pass Reception, Opponent (All TDs)

94	Glenn Bass, Buffalo, 10/11/64
90	Bob Scarpitto, @ Denver 10/17/65
86	Warrick Dunn, @ Atlanta, 11/23/03

### Most Seasons, 1,000 or More Yds. Pass Receiving, Career

4	Derrick Mason, 2001-04
3	Charlie Hennigan, 1960-66
3	Drew Hill, 1985-91

### Most Cons. Seasons, 1,000 or More Yds. Pass Rec., Career

4	Derrick Mason, 2001-04
2	Charlie Hennigan, 1963-64
2	Tim Smith, 1983-84

### Most Games, 100 or More Yards Pass Receiving, Career

26	Charlie Hennigan, 1960-66
24	Drew Hill, 1985-91
18	Ernest Givins, 1986-94

### Most Games, 100 or More Yards Pass Receiving, Season

9	Charlie Hennigan, 1964
---	------------------------

## TOUCHDOWNS

### Career

51	Charlie Hennigan, 1960-66
47	Ken Burrough, 1971-81

## INDIVIDUAL RECORDS: PASS RECEIVING

47 Drew Hill, 1985-91  
 47 Haywood Jeffires, 1987-95  
 46 Ernest Givins, 1986-94

### Season

17 Bill Groman, 1961  
 12 Bill Groman, 1960  
 12 Charlie Hennigan, 1961  
 12 Charles Frazier, 1966

### Game

3 17 times, last by Kenny Britt, vs. Philadelphia, 10/24/10

### Game, Opponent

4 Art Powell, @ Oakland, 12/22/63  
 4 Bob Hayes, @ Dallas, 12/20/70  
 3 9 times, last by Dante Rosario, @ San Diego, 9/16/12

### Most Consecutive Games Catching TD Pass

8 Bill Groman, 1961  
 5 Chris Sanders, 1995  
 5 Kenny Britt, 2010

4 Bill Groman, 1960  
 4 Charlie Hennigan, 1961  
 4 Dave Casper, 1982  
 4 Willie Davis, 1996  
 4 Kevin Dyson, 2001  
 4 Justin McCareins, 2003  
 4 Kenny Britt, 2010-11

## RECEIVING AVERAGE

### Career (minimum 200 receptions)

16.9 Ken Burrough, 1971-81  
 16.6 Charlie Hennigan, 1960-66  
 15.6 Drew Hill, 1985-91  
 15.1 Tim Smith, 1980-86  
 15.0 **Nate Washington**, 2009-14  
 14.8 Drew Bennett, 2001-06  
 14.6 Ernest Givins, 1986-94  
 13.5 Derrick Mason, 1997-04

### Season (minimum 32 receptions per 16 games)

23.5 Chris Sanders, 1995

23.5 Bill Groman, 1961  
 22.0 Charlie Joiner, 1971  
 21.3 Charlie Hennigan, 1961  
 20.5 Bill Groman, 1960  
 20.2 Drew Hill, 1987  
 20.1 Ken Burrough, 1975  
 19.8 Charley Frazier, 1966

### Game (minimum 3 receptions)

60.7 Bill Groman, vs. Den, 11/20/60 (3 rec.)  
 46.3 Willard Dewveall, at SD, 11/25/62 (3 rec.)  
 44.7 Bill Groman, vs. Den, 11/05/61 (3 rec.)  
 42.0 Ernest Givins, at Cle, 11/22/87 (3 rec.)  
 41.3 Drew Bennett, at Ind, 12/05/04 (3 rec.)  
 40.7 Derrick Mason, vs. Cle, 12/02/01 (3 rec.)  
 40.0 Butch Woolfolk, vs. Mia, 09/08/85 (3 rec.)

## INDIVIDUAL RECORDS: PUNTING

## PUNTS

### Career

861 Craig Hentrich, 1998-09  
 519 Jim Norton, 1960-68  
 447 **Brett Kern**, 2009-14  
 431 Cliff Parsley, 1977-82  
 316 Dan Pastorini, 1971-79  
 310 Greg Montgomery, 1988-93

### Season

96 Rich Camarillo, 1994  
 93 Cliff Parsley, 1979  
 91 Cliff Parsley, 1978

### Game

11 Rich Camarillo, vs. Pittsburgh, 11/6/94  
 11 Rich Camarillo, @ Pittsburgh, 12/3/95  
 10 9 times, last by **Brett Kern**, vs. N.Y. Jets, 12/17/12

### Game, Opponent

11 Wayne Crow, @ Oakland, 9/11/60  
 11 Bob Parsons, Chicago, 11/6/77  
 11 Mark Royals, Pittsburgh, 11/6/94  
 10 7 times, last by Donnie Jones, Houston, 12/2/12

### Longest Punt

79 **Brett Kern**, vs. Indianapolis, 12/28/14  
 79 Jim Norton, vs. Kansas City, 11/22/64  
 78 Craig Hentrich, @ Pittsburgh, 1/2/2000  
 77 Greg Montgomery, @ San Diego, 9/19/93

### Longest Punt, Opponent

78 Paul Maguire, @ Buffalo, 9/21/69  
 78 Marv Bateman, @ Buffalo, 9/19/76  
 74 Chris Hanson, Jacksonville, 11/20/05

## AVERAGE GROSS YARDS

### Career (minimum 250 attempts)

44.9 **Brett Kern**, 2009-14  
 43.6 Greg Montgomery, 1988-93  
 42.9 Craig Hentrich, 1998-2009  
 42.1 Jim Norton, 1960-68

### Season

47.6 **Brett Kern**, 2012  
 47.2 Craig Hentrich, 1998  
 46.9 Greg Montgomery, 1992  
 46.8 **Brett Kern**, 2014  
 45.6 Greg Montgomery, 1993  
 45.0 Greg Montgomery, 1990

### Game (4 punts)

59.2 Greg Montgomery, vs. Buffalo, 12/27/92  
 57.6 Greg Montgomery @San Diego, 9/19/93  
 57.5 Craig Hentrich vs. Jacksonville, 11/4/01  
 55.3 Craig Hentrich vs. Pittsburgh, 11/15/98  
 54.7 **Brett Kern**, vs. Indianapolis, 12/28/14  
 53.5 **Brett Kern** at Seattle, 1/3/10

### Game, Opponent (4 punts)

58.3 Rohn Stark, @ Indianapolis, 9/13/92  
 55.4 Brad Maynard, vs. N.Y. Giants, 10/1/00  
 55.3 Dave Jennings, @ N.Y. Giants, 12/5/82  
 55.1 Paul Maguire, @ Buffalo, 9/21/69  
 55.0 Lee Johnson, vs. Cincinnati, 10/24/93  
 55.0 Chris Jones, vs. Dallas, 9/14/14

## AVERAGE NET YARDS (SINCE 1976)

### Career (minimum 250 attempts)

40.0 **Brett Kern**, 2009-14

37.2 Craig Hentrich, 1998-09  
 36.6 Greg Montgomery, 1988-93  
 32.3 Cliff Parsley, 1977-82

### Season (minimum 40 attempts per 16 games)

40.8 **Brett Kern**, 2014  
 40.4 **Brett Kern**, 2012  
 39.7 **Brett Kern**, 2013  
 39.4 **Brett Kern**, 2011  
 39.2 Craig Hentrich, 1998  
 39.1 Greg Montgomery, 1993  
 39.1 **Brett Kern**, 2010  
 38.1 Craig Hentrich, 1999  
 38.0 Craig Hentrich, 2004  
 38.0 Reggie Roby, 1996

### Game (minimum 4 punts)

49.8 Greg Montgomery vs. San Diego, 9/19/93  
 49.4 Greg Montgomery vs. Buffalo, 12/27/92  
 49.0 **Brett Kern** at Jacksonville, 11/25/12  
 48.8 **Brett Kern** at Baltimore, 11/9/14  
 48.7 **Brett Kern** vs. Houston, 10/26/14  
 48.6 **Brett Kern** at San Diego, 9/16/12  
 48.5 Craig Hentrich vs. Jacksonville, 11/4/01  
 48.0 **Brett Kern** at Miami, 11/11/12  
 46.6 **Brett Kern** at Houston, 9/15/13  
 46.5 **Brett Kern** at Seattle, 1/3/10

### Game, Opponent (minimum 4 punts)

59.5 Rohn Stark, @ Indianapolis, 9/13/92  
 49.8 Pat McAfee, @ Indianapolis, 12/9/12  
 49.5 Shane Lechler, vs. Oakland, 9/12/10  
 49.3 Josh Miller, vs. Pittsburgh, 11/21/99  
 49.0 Kevin Huber, @ Cincinnati, 9/21/14  
 48.0 Ben Graham, vs. Arizona, 11/29/09  
 48.0 Brian Hansen, vs. N.Y. Jets, 12/24/94  
 47.0 Bryan Anger, @ Jacksonville, 11/25/12  
 46.8 Bryan Barker, vs. Jacksonville, 11/2/97  
 46.8 John Hekker, @ St. Louis, 11/3/13

## INDIVIDUAL RECORDS: PUNT RETURNS

### Most Seasons Leading Team

5	Carl Roaches, 1980-84
5	Derrick Mason, 1998-2001, 2004
4	Billy Johnson, 1974-80
4	Bobby Jancik, 1962-67

### Most Consecutive Seasons Leading Team

5	Carl Roaches, 1980-84
4	Billy Johnson, 1974-80
4	Bobby Jancik, 1962-67
4	Derrick Mason, 1998-2001

## PUNT RETURNS

### Career

182	Derrick Mason, 1997-2004
155	Billy Johnson, 1974-80
151	Carl Roaches, 1980-84
104	Willie Drewrey, 1985-88, 1993

### Season

51	Derrick Mason, 2000
47	Carl Roaches, 1980
46	Marc Mariani, 2011
41	Willie Drewrey, 1993
40	Billy Johnson, 1975
39	Carl Roaches, 1981
38	Billy Johnson, 1976

### Game

8	Pacman Jones, @ Miami, 12/24/05
7	Billy Johnson, vs. Tampa Bay, 9/12/76
7	Willie Drewrey, vs. Indianapolis, 11/23/86

### Game, Opponent

7	Mike Fuller, San Diego, 12/17/78
7	Ron Fellows, Dallas, 12/13/82
7	Eric Metcalf, Cleveland, 11/8/92
6	5 times, last by Darren Sproles, @ Philadelphia, 11/23/14

## YARDS GAINED

### Career

2,040	Billy Johnson, 1974-80
1,590	Derrick Mason, 1997-2004
1,095	Carl Roaches, 1980-84
819	Marc Mariani, 2010-11
771	Willie Drewrey, 1985-88, 1993

### Season

662	Derrick Mason, 2000
612	Billy Johnson, 1975
539	Billy Johnson, 1977

### Game

160	Darius Reynaud, vs. Jacksonville, 12/30/12
127	Billy Johnson, vs. Cincinnati, 10/5/75
117	Derrick Mason, vs. Cleveland, 11/19/2000
113	Billy Johnson, @ San Francisco, 12/7/75
110	Billy Johnson, vs. Cleveland, 10/16/77
104	Billy Johnson, @ Cleveland, 9/22/74
104	Carl Roaches, @ Cincinnati, 9/28/80
103	Billy Johnson, vs. N.Y. Jets, 9/18/77
103	Marc Mariani, @ Carolina, 11/13/11
101	Pacman Jones, vs. New England, 12/31/06

### Game, Opponent

161	Pete Athas, New Orleans, 10/3/76
133	Bruce Taylor, San Francisco, 11/15/70
126	Billy Johnson, Boston, 11/5/67
105	Dennis Northcutt, Cleveland, 9/22/02
102	R.W. McQuarters, Chicago, 11/14/04
100	Jon Stagers, Green Bay, 11/19/72

### Longest Punt Return (All TDs)

90	Pacman Jones, @ Philadelphia, 11/19/06
----	--

87	Billy Johnson, vs. Cleveland, 10/16/77
87	Marc Mariani, vs. Washington, 11/21/10
83	Billy Johnson, vs. Miami, 11/16/75

### Longest Return, Opponent (All TDs)

93	Bill Baird, N.Y. Jets, 11/10/63
85	Jon Stagers, Green Bay, 11/19/72
83	Phillip Buchanan, @ Oakland, 9/29/02
82	Keith Moody, Buffalo, 10/15/78
82	Corey Sawyer, Cincinnati, 9/25/94

## YARDAGE AVERAGE

### Career

13.2	Billy Johnson, 1974-80
------	------------------------

### Season

15.4	Billy Johnson, 1977
------	---------------------

## TOUCHDOWNS

### Career

5	Billy Johnson, 1974-80
4	Pacman Jones, 2005-06

### Season

3	Billy Johnson, 1975
3	Pacman Jones, 2006

### Game

2	Darius Reynaud, vs. Jacksonville (69 and 81 yards), 12/30/12
1	19 times, last by Tommie Campbell (65 yds), vs. Detroit, 9/23/12

### Game, Opponent

1	12 times, last by Glenn Martinez (80 yds), @ Denver, 11/19/07
---	---

## INDIVIDUAL RECORDS: KICKOFF RETURNS

## KICKOFF RETURNS

### Most Seasons Leading Team

4	Billy Jancik, 1962-67
4	Billy Johnson, 1974-80
4	Carl Roaches, 1980-84

### Most Consecutive Seasons Leading Team

4	Billy Johnson, 1974-77
---	------------------------

### Career

158	Bobby Jancik, 1962-67
156	Derrick Mason, 1997-2004
150	Carl Roaches, 1980-84
121	Billy Johnson, 1974-80
111	Mel Gray, 1995-97

### Season

60	Marc Mariani, 2010
53	Darius Reynaud, 2012

53	Mel Gray, 1995
50	Mel Gray, 1996
50	Bobby Wade, 2006
45	Bobby Jancik, 1963
43	Pacman Jones, 2005
42	Mike Archie, 1998
42	Derrick Mason, 2000

### Game

8	Bobby Jancik, vs. Boston, 12/8/63
8	Bobby Jancik, @ Oakland, 12/22/63
8	Jason McAddley, vs. Denver, 12/25/04

### Game, Opponent

8	Brian Baschnagel, Chicago, 11/6/77
8	Antonio Chatman, @ Green Bay, 12/12/04
7	Bo Roberson, @ Oakland, 12/22/63
7	Glyn Milburn, Denver, 11/26/95

7	David Dunn, @ Cincinnati, 9/24/95
7	Aveion Cason, @ Detroit, 11/27/08
7	Deji Karim, @ Jacksonville, 10/18/10

## YARDS GAINED

### Career

4,185	Bobby Jancik, 1962-67
3,496	Derrick Mason, 1997-2004
3,276	Carl Roaches, 1980-84
2,902	Billy Johnson, 1974-80
2,592	Mel Gray, 1995-97

### Season

1,530	Marc Mariani, 2010
1,317	Bobby Jancik, 1963
1,240	Darius Reynaud, 2012
1,224	Mel Gray, 1996
1,194	Bobby Wade, 2006

## INDIVIDUAL RECORDS: KICKOFF RETURNS

1,183 Mel Gray, 1995  
 1,132 Derrick Mason, 2000  
 1,127 Pacman Jones, 2005

### Game

240 Bobby Jancik, @ Oakland, 12/22/63  
 221 Bobby Jancik, vs. Boston, 12/8/63  
 209 **Leon Washington**, @ Denver, 12/8/13

### Game, Opponent

185 Brian Baschnagel, Chicago, 11/6/77  
 178 Glyn Milburn, Denver, 11/26/95  
 168 Deji Karim, @ Jacksonville, 10/18/10  
 167 LaRod Stephens-Howling, Arizona, 11/29/09

### Longest Kickoff Return (All TDs)

105 Darius Reynaud, vs. Detroit, 9/23/12  
 104 Ken Hall, @ N.Y. Titans, 10/23/60  
 103 Bob Gresham, @ Cincinnati, 9/23/73  
 101 Derrick Mason, @ Cincinnati, 11/18/01

100 Marc Mariani (16 yards) & Tommie Campbell (84 yards), vs. Tampa Bay, 11/27/11  
 98 Marc Mariani, vs. Denver, 10/3/10  
 97 Carl Roaches, vs. Pittsburgh, 9/18/83  
 96 Carl Roaches, vs. Cincinnati, 10/4/81

### Longest Kickoff Return, Opponent (All TDs)

107 Josh Huff, @ Philadelphia, 11/23/14  
 101 Eric Metcalf, Cleveland, 12/9/90  
 100 Art Baker, @ Buffalo, 9/9/62  
 100 Goldie Sellers, @ Denver, 10/2/66  
 99 Tremain Mack, @ Cincinnati, 11/14/99  
 99 LaRod Stephens-Howling, Arizona, 11/29/09  
 98 Alvis Whitted, Jacksonville, 12/26/99  
 97 Marc Logan, Miami, 10/1/89

## AVERAGE YARDAGE

### Career (75 returns)

26.5 Bobby Jancik, 1962-67  
 24.8 Marc Mariani, 2010-11

24.0 Billy Johnson, 1974-80  
 23.4 Mel Gray, 1995-97  
 22.4 Derrick Mason, 1997-2004  
 21.8 Carl Roaches, 1980-84

### Season

31.3 Ken Hall, 1960  
 30.3 Bobby Jancik, 1962

## TOUCHDOWNS

### Career

2 Billy Johnson, 1974-80  
 2 Carl Roaches, 1980-84

### Season

1 16 times, last by Darius Reynaud, 2012

### Game

1 16 times, last by Darius Reynaud, vs. Detroit, 9/23/12

### Game, Opponent

1 12 times, last by Josh Huff, @ Philadelphia, 11/23/14

## INDIVIDUAL RECORDS: COMBINED YARDS

**Combined Yards = Rushing + Receiving + Interception Returns + Kickoff Returns + Punt Returns + Fumble Returns**

### Career

12,153 Eddie George, 1996-03 (10,009 rushing, 2,144 receiving)  
 11,202 Derrick Mason, 1997-2004 (6,114 rec., 3,496 KO returns, 1,590 PR, 2 rushing)  
 9,985 Chris Johnson, 2008-2013 (7,966 rushing, 2,003 receiving, 17 KO returns)  
 9,292 Earl Campbell, 1978-84 (8,574 rushing, 718 receiving)  
 8,704 Ernest Givins, 1986-94 (7,935 receiving, 397 PR, 345 rushing, 27 KO returns)

7,500 Drew Hill, 1985-91 (1 rushing, 7,477 receiving, 22 KO returns)  
 7,421 Ken Burrough, 1971-81 (6,907 receiving, 455 KO returns, 59 rushing)

### Season

2,690 Derrick Mason, 2000 (1 rushing, 895 receiving, 1,132 kickoff returns, 662 punt returns)  
 2,509 Chris Johnson, 2009 (2,006 rushing, 503 receiving)  
 2,043 Billy Cannon, 1961, (948 rushing, 586 receiving, 70 punt returns, 439 kickoff returns)  
 2,004 Derrick Mason, 2001, (1,128 receiving, 748 kick returns, 128 punt returns)

1,981 Earl Campbell, 1980, (1,934 rushing, 47 rec. )  
 1,962 Eddie George, 2000 (1,509 rushing, 453 rec.)

### Game

373 Billy Cannon, @ N.Y. Titans, 12/10/61

## INDIVIDUAL RECORDS: YARDS FROM SCRIMMAGE

**Scrimmage Yards = Rushing + Receiving**

### Career

12,153 Eddie George, 1996-2003 (10,009 rushing, 2,144 receiving)  
 9,968 Chris Johnson, 2008-2013 (7,966 rushing, 2,003 receiving)  
 9,292 Earl Campbell, 1978-1984 (8,574 rushing, 718 receiving)  
 8,280 Ernest Givins, 1986-1994 (345 rushing, 7,935 receiving)  
 7,478 Drew Hill, 1985-1991 (1 rushing, 7,477 receiving)

### Season

\*2,509 Chris Johnson, 2009 (2,006 rushing, 503 receiving)  
 1,981 Earl Campbell, 1980 (1,934 rushing, 47 receiving)  
 1,962 Eddie George, 2000 (1,509 rushing, 453 receiving)  
 \* Denotes NFL Record

### Game

330 Billy Cannon, @ N.Y. Titans, 12/10/61  
 284 Chris Johnson, vs. Houston, 9/20/09

249 Eddie George, vs. Oakland, 12/9/99



## INDIVIDUAL RECORDS: INTERCEPTIONS

### Most Seasons Leading Team

5	Darryll Lewis, 1991-98
4	Samari Rolle, 1998-04
4	<b>Michael Griffin</b> , 2008, 2010-12
3	<b>Jason McCourty</b> , 2011, 2012, 2014
3	Jim Norton, 1960-68

### Most Consecutive Seasons Leading Team

5	Darryll Lewis, 1994-98
---	------------------------

### Career

45	Jim Norton, 1960-68
31	Cris Dishman, 1988-96
30	Freddy Glick, 1961-66
27	Tony Banfield, 1960-65
27	W.K. Hicks, 1964-69
27	Darryll Lewis, 1991-98
26	Mike Reinfeldt, 1976-83
25	Ken Houston, 1967-72
24	<b>Michael Griffin</b> , 2007-14
24	Zeke Moore, 1967-77
23	Willie Alexander, 1971-79
23	Samari Rolle, 1998-2004

### Season

12	Freddy Glick, 1963
12	Mike Reinfeldt, 1979
10	Miller Farr, 1967

### Game

3	Eight players, last by Keith Bulluck, @ New Orleans, 9/24/07
---	--

### Game, Opponent

4	Bobby Hunt, @ Kansas City, 10/4/64
3	8 times, last by Glover Quin, @ Houston, 11/28/10

### Consecutive Games Intercepted By

5	Pete Jaquess, 1964
---	--------------------

4	Freddy Glick, 1963
4	Jim Norton, 1967
4	Miller Farr, 1967
4	Cris Dishman, 1991, 1993
4	Bo Orlando, 1991
4	<b>Michael Griffin</b> , 2010

## YARDS GAINED

### Career

650	Ken Houston, 1967-72
592	Jim Norton, 1960-68
540	Darryll Lewis, 1991-98
457	W.K. Hicks, 1964-69

### Season

264	Miller Farr, 1967
220	Ken Houston, 1971
205	Mike Reinfeldt, 1979

### Game

128	Miller Farr, @ N.Y. Jets, 10/15/67
115	<b>Michael Griffin</b> , vs. Pittsburgh, 12/21/08
109	<b>Zach Brown</b> , vs. Jacksonville, 12/30/12

### Game, Opponent

177	Charlie McNeil, @ San Diego, 9/24/61
108	Bobby Hunt, @ Kansas City, 10/4/64
100	Rod Woodson, @ Oakland, 9/29/02

### Longest Interception Returns (All TDs)

99	Cortland Finnegan, vs. Houston, 9/21/08
98	Pete Jaquess, @ Oakland, 9/19/64
98	Darryll Lewis, @ Chicago, 10/22/95
97	Jordan Babineaux, @ Cleveland, 10/2/11

95	Willie Alexander, @ Green Bay, 9/25/77
----	--

### Longest Interception Returns, Opponent (All TDs)

98	Bob Suci, @ Boston, 11/1/63
95	Marlon McCree, @ Houston, 12/21/03
91	Booker Edgerson, @ Buffalo, 11/1/64
86	Glen Edwards, Pittsburgh, 9/30/73
85	Adam Archuleta, @ St. Louis, 9/25/05
82	Rod Woodson, @ Oakland, 9/29/02

## TOUCHDOWNS

### Career

9	Ken Houston, 1967-72
5	Miller Farr, 1967-69
5	Darryll Lewis, 1991-98

### Season

4	Ken Houston, 1971
---	-------------------

### Game

2	<b>Zach Brown</b> , vs. Jacksonville, 12/30/12
2	Miller Farr, vs. Buffalo, 12/7/68
2	Ken Houston, vs. San Diego, 12/19/71

### Game, Opponent

2	Lemar Parrish, Cincinnati, 12/17/72
1	many times, last by William Gay vs. Pittsburgh, 11/17/14

## INDIVIDUAL RECORDS: SACKS

### Career

105	Elvin Bethea, 1968-83
74.5	Ray Childress, 1985-95
66	Jesse Baker, 1979-87

### Season

17	Elvin Bethea, 1973
15.5	Jesse Baker, 1979
15	William Fuller, 1991
14.5	Jevon Kearse, 1999

### Game

4	Ed Hussmann, vs. Dallas, 11/4/62
4	Ed Hussmann, vs. N.Y. Jets, 11/14/62

4	Elvin Bethea, @ San Diego, 10/17/76
4	Jesse Baker, vs. Kansas City, 9/16/79
4	William Fuller, vs. Pittsburgh, 11/28/93
3.5	Jason Jones, vs. Pittsburgh, 12/21/08
3	34 times, last by Kyle Vanden Bosch, vs. NY Jets, 12/23/07

### Consecutive Games, One or More Sacks

8	Curley Culp, 1974-75
8	Jevon Kearse, 1999
7	Sean Jones, 1990
6	Jessie Baker, 1979

6	Jessie Baker, 1981-82
6	Jevon Kearse, 2003
5	William Fuller, 1991

### Most Games with Two or More Sacks, Career

26	Elvin Bethea, 1968-83
13	Jessie Baker, 1979-87
13	Ray Childress, 1985-95
12	Sean Jones, 1988-93
9	Jevon Kearse, 1999-2003

## INDIVIDUAL RECORDS: FUMBLE RETURNS

### Opponents' Fumble Returned for TD's, Career

4	Keith Bulluck, 2000-08
3	Doug Cline, 1960-66
3	Marcus Robertson, 1991-99
2	Johnny Peacock, 1969-70
2	Robert Lyles, 1984-90
2	Ray Childress, 1985-93
2	Cris Dishman, 1988-93
2	Antwan Odom, 2004-07
2	Jason McCourty, 2009-14

### Opponents' Fumble Returned for TD's, Season

2	Doug Cline, 1961
2	Marcus Robertson, 1997
2	Antwan Odom, 2005

### Opponents' Fumble Returned for TD's, Game

1	53 times, last by <b>Jason McCourty</b> , @ Houston, 11/30/14
---	---

### Longest Fumble Return (All TDs)

96	C.L. Whittington, @ New Orleans, 10/3/76
93	Robert Lyles, @ Cincinnati, 10/19/86
92	Cortland Finnegan, vs. Jacksonville, 12/17/06

## INDIVIDUAL RECORDS: BLOCKED KICKS

### Blocked Punts Returned for Touchdowns, Career

2	Cris Dishman, 1988-96
---	-----------------------

### Blocked Punts Returned for Touchdowns, Game

1	13 times, last by <b>Jason McCourty</b> , vs. Indianapolis, 10/30/11
---	--

### Blocked Field Goals Returned for Touchdowns, Game

1	Mark Johnston, 62 yards (11/26/61 vs. Denver)
---	---

1	Tony Banfield, 50 yards (12/9/62 vs. Oak.)
1	Ken Houston, 71 yards (10/15/67 @ N.Y. Jets)
1	Donald Mitchell, 69 yards (10/21/01 @ Detroit)

### Blocked Field Goal, Last Time

1	<b>Al Woods</b> vs. Houston, 11/30/14
---	---------------------------------------

### Blocked Punt, Last time

1	Tim Shaw vs. Pittsburgh, 10/11/12
---	-----------------------------------

## TEAM RECORDS: GAMES WON & LOST

### GAMES WON

#### Most Consecutive Games Won

13	(Dec. 16, 2007-Nov. 16, 2008)
11	(Oct. 17, 1993-Jan. 2, 1994)

#### Most Consecutive Games Without Defeat

13	(Dec. 16, 2007-Nov. 16, 2008)
11	(Oct. 13, 1961-Sept. 9, 1962)
11	(Oct. 17, 1993-Jan. 2, 1994)

#### Most Games Won, Season

13	(1999, 2000, 2008)
12	(1993, 2003)
11	(1962, 1979, 1980, 1991, 2002)

#### Most Consecutive Games Won, Season

11	(Oct. 17, 1993-Jan. 2, 1994)
----	------------------------------

#### Most Consecutive Games Won, Start of Season

10	(Sept. 7-Nov. 16, 2008)
3	(Sept. 12-Sept. 26, 1999)
3	(Sept. 1-Sept. 16, 1991)

#### Most Consecutive Games Won, End of Season

11	(Oct. 17, 1993-Jan. 2, 1994)
----	------------------------------

#### Most Consecutive Games Without Defeat, Season

11	(Oct. 17, 1993-Jan. 2, 1994)
----	------------------------------

#### Most Consecutive Games w/out Defeat, Start of Season

10	(Sept. 7-Nov. 16, 2008)
3	(Sept. 12-Sept. 26, 1999)
3	(Sept. 1-Sept. 16, 1991)

#### Most Consecutive Games w/out Defeat, End of Season

11	(Oct. 17, 1993-Jan. 2, 1994)
----	------------------------------

#### Most Home Games Won, Season

8	(1999)
7	(1988, 1991, 1993, 2000, 2003, 2008)

#### Most Consecutive Home Games Won

12	(Sept. 12, 1999-Nov. 5, 2000)
10	(Oct. 6, 2002-Nov. 16, 2003)
9	(Dec. 6, 1987-Nov. 20, 1988)
9	(Nov. 26, 1990-Nov. 17, 1991)

#### Most Consecutive Home Games Without Defeat

12	(Sept. 12, 1999-Nov. 5, 2000)
10	(Oct. 6, 2002-Nov. 16, 2003)

9	(Dec. 6, 1987-Nov. 20, 1988)
9	(Nov. 26, 1990-Nov. 17, 1991)

#### Most Road Games Won, Season

6	(1996, 2000, 2008)
---	--------------------

#### Most Consecutive Road Games Won

8	(Dec. 16, 2007-Nov. 27, 2008)
5	(Oct. 29, 1961-Sept. 9, 1962)
5	(Oct. 17-Dec. 25, 1993)
5	(Nov. 19, 2006-Sept. 24, 2007)

#### Most Consecutive Road Games Without Defeat

8	(Dec. 16, 2007-Nov. 27, 2008)
6	(Oct. 13, 1961-Sept. 9, 1962)

#### Most Shutout Games Won or Tied, Season

2	(1966, 1977, 1993)
---	--------------------

#### Overtime Wins, Regular Season

30-27	(@ Cincinnati, 9/23/79)
27-24	(vs. N.Y. Jets, 10/28/79)
23-20	(vs. Pittsburgh, 12/2/84)
17-14	(@ Indianapolis, 9/4/88)
26-23	(vs. Dallas, 11/10/91)
23-20	(vs. Kansas City, 9/20/92)
30-27	(@ Cincinnati, 10/6/96)
24-21	(vs. Oakland, 8/31/97)

## TEAM RECORDS: GAMES WON & LOST

17-14 (vs. Kansas City, 9/10/00)  
 31-28 (vs. Tampa Bay, 10/14/01)  
 32-29 (@ N.Y. Giants, 12/1/02)  
 26-20 (@ Houston, 12/10/06)  
 19-16 (vs. Green Bay, 11/2/08)  
 27-24 (vs. Miami, 12/20/09)  
 44-41 (vs. Detroit, 9/23/12)

### GAMES LOST

#### Most Consecutive Games Lost

18 (Oct. 9, 1972-Oct. 28, 1973)

#### Most Consecutive Games Without a Victory

18 (Oct. 9, 1972-Oct. 28, 1973)

#### Most Games Lost, Season

14 (1983, 1994, 2014)

#### Most Consecutive Games Lost, Season

11 (Oct. 9-Dec. 17, 1972)

#### Most Consecutive Games Lost, Start of Season

10 (Sept. 4-Nov. 6, 1983)

#### Most Consecutive Games Lost, End of Season

11 (Oct. 9-Dec. 17, 1972)

#### Most Consecutive Games Without Victory, Season

11 (Oct. 9-Dec. 17, 1972)

#### Most Consecutive Games Without Victory, Start of Season

10 (Sept. 4-Nov. 6, 1983)

#### Most Consecutive Games Without Victory, End of Season

11 (Oct. 9-Dec. 17, 1972)

#### Most Consecutive Home Games Lost

13 (Oct. 9, 1972-Dec. 16, 1973)

#### Most Consecutive Home Games Without Victory

13 (Oct. 9, 1972-Dec. 16, 1973)

#### Most Consecutive Road Games Lost

23 (Sept. 27, 1981-Nov. 4, 1984)

#### Most Consecutive Road Games Without Victory

23 (Sept. 27, 1981-Nov. 4, 1984)

#### Most Shutout Games Lost or Tied, Season

2 (1972, 1985)

### TIE GAMES

#### Ties

31-31 (@ Boston, 10/13/61)  
 28-28 (@ N.Y. Jets, 10/15/67)  
 31-31 (vs. Cincinnati, 11/9/69)  
 20-20 (@ Denver, 11/16/69)  
 31-31 (@ San Diego, 10/25/70)  
 13-13 (vs. New Orleans, 10/3/71)

#### Most Tie Games, Season

2 (1969)

## TEAM RECORDS: SCORING

#### Most Points, Season

513 (1961)  
 435 (2003)  
 424 (1988)

#### Fewest Points, Season

136 (1982, nine games)  
 199 (1967)

#### Most Points, Game

58 (vs. Cleveland, 12/9/90)  
 56 (vs. N.Y. Titans, 10/14/62)

#### Most Points, Both Teams, Game

101 (Oakland 52, Oilers 49, @ Oakland, 12/22/63)  
 88 (Buffalo 47, Oilers 41, @ Houston, 9/24/89)

#### Fewest Points, Game

0 (19 times, last @ Houston, 11/28/10)

#### Fewest Points, Both Teams, Game

6 (Oilers 6, Pittsburgh 0, @ Houston, 12/4/80)

#### Most Points, Shutout Victory, Game

55 (Oilers vs. Oakland, 9/9/61)

#### Fewest Points, Shutout Victory, Game

6 (Oilers vs. Pittsburgh, 12/4/80)

#### Largest Margin of Victory, Game

55 (Oilers 55, Oakland 0, @ Houston, 9/9/61)

#### Largest Margin of Defeat, Game

59 (Titans 0 at New England 59, 10/18/09)  
 54 (Oilers 7 at Cincinnati 61, 12/17/89)

#### Smallest Margin of Victory, Game

1 (10 times, last Titans 35, Bills 34, @ Buf., 10/21/12)

#### Smallest Margin of Defeat, Game

1 (19 times, last Browns 29 @ Titans 28, 10/5/14)

#### Most Points Overcome to Win Game

23 (Oilers @ New England, 11/12/78)

#### Most Points, One Half

45 (vs. Cleveland, 12/9/90)

#### Most Points, First Quarter

24 (@ Indianapolis, 12/5/04)  
 21 (vs. Houston, 12/19/10)  
 21 (@ Detroit, 11/27/08)  
 21 (vs. St. Louis, 10/31/99)

#### Most Points, Second Quarter

31 (vs. Cleveland, 12/9/90)

#### Most Points, Third Quarter

28 (twice, last vs. San Diego, 12/19/71)

#### Most Points, Fourth Quarter

27 (vs. Philadelphia, 10/24/10)  
 24 (vs. Denver, 11/26/61)  
 24 (vs. N.Y. Giants, 11/26/06)

24 (vs. Buffalo, 11/15/09)

#### Most Consecutive Games Scoring

160 (Nov. 14, 1999 - Dec. 21, 2008)  
 155 (Dec. 3, 1989 - Oct. 31, 1999)  
 121 (1977-85)

### TOUCHDOWNS

#### Most Touchdowns, Season

66 (1961)

#### Fewest Touchdowns, Season

18 (1967)

#### Most Touchdowns, Game

8 (Oilers vs. N.Y. Titans, 10/14/62;  
 Oilers vs. Clev., 12/9/90)

#### Most Touchdowns, Both Teams, Game

14 (Oilers 7, Oakland 7, @ Oakland, 12/22/63)

### POINTS AFTER TOUCHDOWN

#### Most PATs, Season

65 (1961)

#### Most PATs, Game

8 (Oilers vs. N.Y. Titans, 10/14/62)  
 7 (four times, last vs. Cleveland, 12/9/90)

## TEAM RECORDS: SCORING

### Most PATs, Both Teams, Game

14 (Oilers 7, Oakland 7, @ Oakland, 12/22/63)

## TWO-POINT CONVERSIONS

### Most Two-Point Conversions, Season

4 (1994)

### Most Two-Point Conversions, Opponent, Season

4 (1999)  
4 (1998)

### Most Two-Point Conversions, Game

2 (vs. N.Y. Jets, 9/10/06)  
1 (24 times, last vs. Chicago, 11/4/12)

### Most Two-Point Conversions, Opponent, Game

3 (@ Pittsburgh, 11/1/98)

### Most Two-Point Conversion Attempts, Season

7 (1994)

### Most Two-Point Conversion Attempts, Opp., Season

6 (1999)

## FIELD GOALS

### Most Field Goals Attempted, Season

40 (1969)  
39 (2007)  
38 (1996)  
37 (1989)

### Most Field Goals Attempted, Game

8 (at Houston, 10/21/07)  
6 (four times, last vs. Atlanta, 12/5/93)

### Most Field Goals Attempted, Both Teams, Game

10 (Buffalo 7, @ Oilers 3, 12/5/65)  
9 (Tennessee 6, @ New England 3, 10/5/03)  
9 (Washington 6, @ Tennessee 3, 11/21/10)  
9 (Detroit 4, @ Tennessee 5, 9/23/12)  
9 (Tennessee 3, @ Oakland 6, 11/24/13)  
8 (Tennessee 3, @ Buffalo 5, 12/24/06)  
8 (Tennessee 8, @ Houston 0, 10/21/07)  
8 (Green Bay 3, @ Tennessee 5, 11/2/08)  
8 (Pittsburgh 4, @Tennessee 4, 10/11/12)

7 (many times, last Titans 5, Ravens 2, 9/18/11)

### Most Field Goals, Season

36 (1998)  
35 (2007)  
32 (1996)  
29 (1993, 2008, 2011)

### Fewest Field Goals, Season

8 (1968)

### Most Field Goals, Game

8 (@ Houston, 10/21/07)  
5 (vs. Miami, 9/28/69; @Philadelphia, 12/3/00)

### Most Field Goals, Both Teams, Game

8 (Tennessee 3, @ Buffalo 5, 12/24/06)  
8 (Tennessee 8, @ Houston 0, 10/21/07)  
7 (15 times, last Tennessee 3, @ Oakland 4, 11/24/13)

## TEAM RECORDS: FIRST DOWNS

### Most First Downs, Season

376 (1990)

### Fewest First Downs, Season

138 (1982, nine games)  
199 (1976)

### Most First Downs, Game

34 (vs. Cleveland, 12/9/90)

### Fewest First Downs, Game

4 (at Cleveland, 10/21/73)  
5 (vs. Jacksonville, 12/17/06)

### Most First Downs, Both Teams, Game

57 (Tennessee 21, Detroit 36, @ Tennessee, 9/23/12, OT)  
56 (Tennessee 32, Arizona 24, @ Tennessee, 12/15/13, OT)  
56 (Houston 33, Buffalo 23, @ Houston, 9/24/89, OT)

55 (Tennessee 31, NYG 24, @ New York, 12/1/02, OT)

### Most First Downs Rushing, Season

155 (1980)

### Fewest First Downs Rushing, Season

52 (1982, nine games)  
62 (1971)

### Most First Downs Rushing, Game

17 (twice, last at Green Bay, 12/14/80)

### Fewest First Downs Rushing, Game

0 (four times, last at Boston, 11/1/63)

### Most First Downs Passing, Season

251 (1990)

### Fewest First Downs Passing, Season

81 (1982, nine games)  
86 (1967)

### Most First Downs Passing, Game

28 (@ Oakland, 12/19/04)

### Fewest First Downs Passing, Game

0 (twice, last @ Buffalo, 11/10/85)

### Most First Downs By Penalty, Season

36 (2013)  
30 (1989)

### Fewest First Downs By Penalty, Season

5 (1982, nine games)  
10 (1967)

### Most First Downs By Penalty, Game

7 (@ Atlanta, 9/9/90)



## TEAM RECORDS: NET YARDS GAINED

### Most Yards Gained, Season

6,288 (1961)  
6,222 (1990)

### Fewest Yards Gained, Season

2,373 (1982, nine games)  
3,191 (1972)

### Most Yards Gained, Game

583 (vs. Dallas, 11/10/91, overtime)

### Fewest Yards Gained, Game

81 (vs. Dallas, 11/24/74)

## TEAM RECORDS: RUSHING

### Most Rushing Attempts, Season

616 (1979)  
605 (1978)

### Fewest Rushing Attempts, Season

225 (1982, nine games)  
324 (1965)

### Most Rushing Attempts, Game

56 (vs. San Diego, 9/28/75)  
55 (vs. Oakland, 9/9/61)

### Fewest Rushing Attempts, Game

7 (vs. N.Y. Giants, 12/8/85)  
9 (vs. Cincinnati, 10/24/76)  
10 (@ San Diego, 9/16/12)

### Most Yards Gained Rushing, Season

2,635 (1980)  
2,592 (2009)  
2,571 (1979)

### Fewest Yards Gained Rushing, Season

799 (1982, nine games)  
1,106 (1971)

### Most Yards Gained Rushing, Game

332 (@ Kansas City, 10/19/08)  
305 (vs. Jacksonville, 11/1/09)  
296 (vs. Kansas City, 11/27/77)  
292 (@ Detroit, 11/27/08)

### Fewest Yards Gained Rushing, Game

19 (twice, last vs. San Diego, 12/12/65)

### Highest Average Gain Rushing, Season

5.2 (2009)  
4.7 (2006)  
4.6 (twice, last in 1992)

### Most Touchdowns Rushing, Season

26 (1988)

### Fewest Touchdowns Rushing, Season

5 (1982, nine games)  
6 (2014)  
6 (1976)

### Most Touchdowns Rushing, Game

5 (vs. L.A. Chargers, 9/18/60)

### Fewest Touchdowns Rushing, Game

0 (many times, last vs. Indianapolis, 12/28/14)

## TEAM RECORDS: PASSING

### Most Passes Attempted, Season

667 (1991)

### Fewest Passes Attempted, Season

287 (1982, nine games)  
333 (1967)

### Most Passes Attempted, Game

68 (@ Buffalo, 11/1/64 — 37 completed)  
61 (vs. Oakland, 11/7/65 — 27 completed)  
61 (@ Oakland, 12/19/04 — 40 completed)

### Fewest Passes Attempted, Game

6 (vs. Cincinnati, 10/4/81)

### Most Passes Attempted, Both Teams

98 (Titans 61, Oakland 37, @ Oakland, 12/19/04)  
97 (Oilers 44, Denver 53, @ Houston, 12/2/62)

97 (Titans 42, Detroit 55, @ Tennessee, 9/23/12)

### Most Passes Completed, Season

411 (1991)

### Fewest Passes Completed, Season

144 (1967)

### Most Passes Completed, Game

41 (vs. Dallas, 11/10/91 — overtime)

### Fewest Passes Completed, Game

1 (vs. Cincinnati, 10/4/81)

### Most Yards Gained Passing, Season

4,805 (1990)

### Fewest Yards Gained Passing, Season

1,381 (1967)

### Most Yards Gained Passing, Game

527 (@ Kansas City, 12/16/90)

### Fewest Yards Gained Passing, Game

-7 (@ New England, 10/18/09)

### Most Times Sacked, Season

65 (1994)  
58 (1985)

### Fewest Times Sacked, Season

11 (1962)  
12 (2008)

### Most Times Sacked, Game

12 (vs. Dallas, 9/29/85)

### Most Times Sacked, Both Teams, Game

14 (Oilers 12, Dallas 2, @ Houston, 9/29/85)

### Most Touchdowns Passing, Season

48 (1961)

### Fewest Touchdowns Passing, Season

9 (2007)

## TEAM RECORDS: PASSING

### Most Touchdowns Passing, Game

7 (twice, last vs. N.Y. Titans, 10/14/62)

### Fewest Touchdowns Passing, Game

0 (many times, last vs. N.Y. Jets, 12/14/14)

### Most Touchdowns Passing, Both Teams, Game

11 (Oilers 5, Oakland 6, @ Oakland, 12/22/63)

### Most Passes Had Intercepted, Season

48 (1962)\*

### Fewest Passes Had Intercepted, Season

9 (2003, 2008)  
10 (1998)

### Most Passes Had Intercepted, Game

6 (six times, last @ Cleveland, 11/30/86)

## TEAM RECORDS: PUNTING

### Most Punts, Season

96 (1994)  
93 (1979)

### Fewest Punts, Season

34 (1990)

### Most Punts, Game

11 (three times, last @ Pittsburgh, 12/3/95)

### Fewest Punts, Game

0 (five times, last vs. Cincinnati, 10/27/91)

### Highest Average Distance, Punting, Season

47.2 (1998)  
46.8 (2014)  
45.3 (1993)  
45.2 (1992)

### Highest Average Distance, Punting, Game

59.2 (vs. Buffalo, 12/27/92)

### Highest Net Average, Punting, Season

40.8 (2014)  
39.4 (2012)  
39.4 (2011)  
39.2 (1998)  
39.2 (2013)

## TEAM RECORDS: PUNT RETURNS & KICKOFF RETURNS

### PUNT RETURNS

#### Most Punt Returns, Season

53 (2000)  
52 (1968)

#### Fewest Punt Returns, Season

15 (1960)

#### Most Punt Returns, Game

10 (vs. Tampa Bay, 9/12/76)

#### Most Yards, Punt Returns, Season

671 (2000)  
620 (1975)

#### Fewest Yards, Punt Returns, Season

104 (1982, 9 games)  
118 (1961)

#### Highest Average, Punt Returns, Season

15.3 (2012)  
15.0 (1977)

#### Most Touchdowns, Punt Returns, Season

3 (1975, 2006 and 2012)

#### Most Touchdowns, Punt Returns, Game

2 (vs. Jacksonville, 12/30/12)  
1 (19 times, last vs. Detroit, 9/23/12)

### KICKOFF RETURNS

#### Most Kickoff Returns, Season

83 (1983)

#### Fewest Kickoff Returns, Season

31 (1993)  
32 (2011)  
43 (1961)

#### Most Kickoff Returns, Game

10 (twice, last at Cincinnati, 12/17/89)

#### Most Yards, Kickoff Returns, Season

1,835 (2006)  
1,721 (1981)

#### Fewest Yards, Kickoff Returns, Season

589 (1993)  
832 (2011)  
835 (1991)

#### Highest Average, Kickoff Returns, Season

26.1 (2000)  
26.0 (2011)  
25.9 (1962)

#### Most Touchdowns, Kickoff Returns, Season

2 (three times, last in 1983)

#### Most Touchdowns, Kickoff Returns, Game

1 (16 times, last vs. Detroit, 9/23/12)

## TEAM RECORDS: FUMBLES

### Most Fumbles, Season

42 (1994)  
41 (1985)

### Fewest Fumbles, Season

14 (1982, nine games)  
17 (1962, 1999 and 2011)

### Most Fumbles, Game

8 (@ Pittsburgh, 12/9/73)

### Most Fumbles Lost, Season

25 (1994)

### Fewest Fumbles Lost, Season

7 (1967 and 2006)  
8 (2008 and 2011)

### Most Fumbles Lost, Game

5 (twice, last vs. Philadelphia, 12/2/91)

### Most Opponents' Fumbles Recovered, Season

28 (1977)

### Most Opponents' Fumbles Recovered, Game

7 (@ Kansas City, 10/12/69)

### Fewest Opponents' Fumbles Recovered, Season

4 (2014)  
5 (2012)  
7 (2009)  
8 (three times, last in 2010)

## TEAM RECORDS: PENALTIES

### Fewest Penalties, Season

52 (1982, nine games)  
58 (1963)

### Most Penalties, Season

148 (1989)

### Fewest Penalties, Game

0 (vs. Jacksonville, 12/24/11)  
0 (@ Cincinnati, 10/29/72)  
0 (@ Buffalo, 11/1/64)  
0 (vs. Kansas City, 10/27/63)  
0 (vs. Oakland, 12/9/62)

### Most Penalties, Game

18 (@ Jacksonville, 1/1/06)

### Fewest Yards Penalized, Season

424 (1982, nine games)

### Most Yards Penalized, Season

1,150 (twice, last in 1988)

### Most Yards Penalized, Game

212 (vs. Baltimore, 10/10/99)

## TEAM RECORDS: DEFENSE

### SCORING

#### Fewest Points Allowed, Season

191 (2000)  
199 (1967)  
226 (1975)

#### Most Points Allowed, Season

471 (2012)  
460 (1983)  
447 (1973)

#### Fewest Points Allowed, Game

0 (15 times, last vs. Dallas, 12/25/00)

#### Most Points Allowed, Game

61 (twice, last @ Cincinnati, 12/17/89)

#### Fewest Touchdowns Allowed, Season

18 (1967)

#### Most Touchdowns Allowed, Season

55 (2012)  
53 (1983)

### FIRST DOWNS

#### Fewest First Downs Allowed, Season

183 (1969)

#### Most First Downs Allowed, Season

358 (2012)  
357 (2014)  
356 (1985)  
356 (2010)

#### Fewest First Downs Allowed, Rushing, Season

62 (2000)

#### Most First Downs Allowed, Rushing, Season

147 (1972)

#### Fewest First Downs Allowed, Passing, Season

89 (1976)

#### Most First Downs Allowed, Passing, Season

214 (2010)  
211 (2014)  
210 (2012)  
210 (2009)  
197 (2002)

#### Fewest First Downs Allowed, Penalty, Season

13 (twice, last in 1969)

#### Most First Downs Allowed, Penalty, Season

48 (1985)

### NET YARDS

#### Fewest Yards Allowed, Season

3,375 (1968)

#### Most Yards Allowed, Season

6,155 (1985)

#### Fewest Yards Allowed, Game

26 (vs. Denver, 9/3/66)

#### Most Yards Allowed, Game

619 (@ New England, 10/18/09)  
584 (@ Cincinnati, 12/17/89)  
583 (vs. Detroit, OT, 9/23/12)

#### Fewest Total Plays Allowed, Season

610 (1982, nine games)  
840 (1970)

## TEAM RECORDS: DEFENSE

**Most Total Plays Allowed, Season**

1,139 (2010)  
1,099 (2014)  
1,091 (1985)

**Fewest Total Plays Allowed, Game**

36 (vs. Denver, 9/3/66)

**Most Total Plays Allowed, Game**

92 (vs. Detroit, OT, 9/23/12)  
91 (@ Philadelphia, 11/19/06)  
91 (@ Denver, 12/8/13)  
87 (@ Cleveland, 10/2/11)  
86 (vs. Washington, 11/21/10)  
85 (three times, last @ Cleveland, 11/30/86, OT)

### RUSHING

**Fewest Yards Allowed, Rushing, Season**

1,027 (1960)

**Most Yards Allowed, Rushing, Season**

2,814 (1985)

**Fewest Yards Allowed, Rushing, Game**

-14 (@ Boston, 11/25/60)  
4 (vs. Buffalo, 11/23/97)

**Most Yards Allowed, Rushing, Game**

398 (@ Dallas Texans, 10/1/61)  
302 (vs. Kansas City, 10/24/65)

**Fewest Touchdowns Allowed, Rushing, Season**

5 (1996)

**Most Touchdowns Allowed, Rushing, Season**

27 (1984)

**Fewest Attempts Allowed, Rushing, Season**

298 (1982, nine games)  
362 (1962)

**Most Attempts Allowed, Rushing, Season**

596 (1984)

**Fewest Attempts Allowed, Rushing, Game**

10 (@ Indianapolis, 12/30/07)  
11 (vs. Miami, 10/1/89)

**Most Attempts Allowed, Rushing, Game**

56 (@ Dallas Texans, 10/1/61)

### PASSING

**Fewest Net Yards Allowed, Passing, Season**

1,671 (1968)

**Most Net Yards Allowed, Passing, Season**

4,139 (2009)  
4,084 (2001)

**Fewest Net Yards Allowed, Passing, Game**

-52 (vs. Cincinnati, 10/31/71)  
-16 (vs. Chicago, 11/6/77)

**Most Net Yards Allowed, Passing, Game**

442 (vs. Detroit, OT, 9/23/12)

426 (@ New England, 10/18/09)

425 (@ Indianapolis, 12/5/04)

407 (@ Oakland, 12/22/63)

405 (vs. Buffalo, 10/11/64)

**Fewest Touchdowns Allowed, Passing, Season**

10 (1967, 2000)

**Most Touchdowns Allowed, Passing, Season**

35 (1966)

**Fewest Attempts Allowed, Passing, Season**

284 (1982, nine games)  
324 (1972)

**Most Attempts Allowed, Passing, Season**

625 (2010)  
604 (2009)  
591 (2011)  
582 (1993)

**Fewest Attempts Allowed, Passing, Game**

11 (@ Pittsburgh, 9/11/05)

**Most Attempts Allowed, Passing, Game**

61 (@ Cleveland, 10/2/11)  
59 (@ Denver, 12/8/13)  
57 (@ Pittsburgh, 12/19/93)

**Fewest Completions Allowed, Season**

158 (1968)

**Most Completions Allowed, Season**

410 (2010)  
404 (2009)  
374 (2012)  
369 (2011)  
349 (2012)  
349 (2007)  
347 (2014)  
344 (2013)  
342 (2008)  
339 (2002)  
335 (2006)

**Fewest Completions Allowed, Game**

2 (vs. Denver, 9/3/66)

**Most Completions Allowed, Game**

43 (vs. Detroit, OT, 9/23/12)  
40 (@ Cleveland, 10/2/11)  
39 (@ Denver, 12/8/13)  
38 (@ New England, 10/18/09)  
37 (@ Indianapolis, 11/3/02)  
36 (vs. Cleveland, 9/22/02)  
36 (vs. Indianapolis, 10/11/09)  
36 (vs. New Orleans, 12/11/11)  
35 (vs. Denver, 12/20/64)  
35 (vs. Denver, 10/3/10)  
35 (vs. Houston, 12/19/10)

### SACKS

**Most Sacks, Season**

55 (2000)  
54 (1999)  
52 (1993)  
51 (1979)

**Fewest Sacks, Season**

21 (1966)

**Most Sacks, Game**

9 vs. N.Y. Titans, 10/14/62  
9 vs. Cin., 10/31/71  
8 at San Diego, 10/17/76  
8 at Buffalo, 11/10/85  
8 at Cincinnati, 9/12/82

### INTERCEPTIONS

**Most Interceptions, Season**

36 (1963)

**Fewest Interceptions, Season**

3 (1982, nine games)\*  
6 (1972)

**Most Interceptions, Game**

6 (six times, last vs. Atlanta, 12/5/93)

**Most Interceptions, Both Teams, Game**

13 (Oilers 5, Denver 8, @ Houston, 12/2/62)

**Most Yards Returning Interceptions, Season**

676 (1962)

**Most Yards Returning Interceptions, Game**

245 (@ N.Y. Jets, 10/15/67)

**Most TD's, Returning Interceptions, Season**

7 (1967)

**Most TD's, Returning Interceptions, Game**

3 (vs. San Diego, 12/19/71)

### PUNT RETURNS

**Fewest Opponent Punt Returns, Season**

20 (1961)  
23 (1990)

**Most Opponent Punt Returns, Season**

64 (1979)  
60 (twice, last in 1976)

**Fewest Yards Allowed, Punt Returns, Season**

144 (2005)  
160 (2000)  
186 (1990)

**Most Yards Allowed, Punt Returns, Season**

748 (1979)  
668 (1976)

**Lowest Average Allowed, Punt Returns, Season**

4.5 (2005)  
5.3 (1969)

**Highest Average Allowed, Punt Returns, Season**

13.9 (2002)  
13.6 (1961)



## TEAM RECORDS: DEFENSE

### Most Touchdowns Allowed, Punt Returns, Season

3	(2002)
2	(1962, 1965)

### KICKOFF RETURNS

#### Fewest Opponent Kickoff Returns, Season

26	(1982, nine games)
30	(2011)
31	(2014)
32	(1970, 1986)

#### Most Opponent Kickoff Returns, Season

81	(2003)
78	(1995, 1996)
76	(1999, 2000)
74	(2002)
71	(1990, 1997, 2009)

#### Fewest Yards Allowed, Kickoff Returns, Season

564	(1982, nine games)
680	(2011)
695	(1986)

### Most Yards Allowed, Kickoff Returns, Season

1,714	(2009)
1,675	(1996)
1,596	(1999)
1,587	(2000)
1,528	(1997)

#### Lowest Average Allowed, Kickoff Returns, Season

15.7	(1992)
------	--------

#### Highest Average Allowed, Kickoff Returns, Season

27.6	(2014)
26.1	(2012)
25.0	(2008)
24.9	(1985, 2001)

#### Most Touchdowns Allowed, Kickoff Returns, Season

2	(1966, 1999)
---	--------------

## PUNTING

### Most Punts Forced, Season

105	(2000)
96	(1976)

### Fewest Punts Forced, Season

38	(1982, 9 games)
56	(1964, 1989)

### Most Punts Forced, Game

11	(five times, last vs. Pittsburgh, 11/6/94)
----	--

### Fewest Punts Forced, Game

0	4 times (11/12/78 at New England; 11/5/95 at Cleveland; 12/5/04 at Indianapolis; 9/26/10 at N.Y. Giants)
---	--

### Lowest Punting Average Allowed (Gross), Season

37.1	(1960)
------	--------

\* Denotes League Record

## ALL-TIME TWO-POINT CONVERSIONS

### TITANS

#### 1994 Oilers: 4-7

#### Run 0-0, Pass 4-7

9/4/94 vs. Ind	Bucky Richardson to Reggie Brown	Good
	Bucky Richardson to Haywood Jeffries	NG
10/13/94 vs. Cle	Billy Joe Tolliver to Haywood Jeffries	Good
12/11/94 vs. Sea	Billy Joe Tolliver to Haywood Jeffries	Good
	Billy Joe Tolliver to Todd McNair	NG
12/18/94 vs. KC	Billy Joe Tolliver to Webster Slaughter	NG
12/24/94 vs. NYJ	Bucky Richardson to Haywood Jeffries	Good

#### 1995 Oilers: 2-5

#### Run 2-3, Pass 0-2

10/8/95 vs. Min	Rodney Thomas run	Good
10/22/95 vs. Chi	Chris Chandler run	Good
11/12/95 vs. Cin	Will Furrer to Haywood Jeffries	NG
11/19/95 vs. KC	Rich Camarillo to Bruce Matthews	NG
12/24/95 vs. Buf	Rodney Thomas run	NG

#### 1996 Oilers: 0-0

#### No Attempts

None

#### 1997 Oilers: 2-4

#### Run 1-3, Pass 1-1

8/31/97 vs. Oak	Eddie George Run	Good
9/28/97 vs. Pitt	Steve McNair to Frank Wycheck	Good
11/16/97 vs. Jax	Rodney Thomas run	NG
12/14/97 vs. Bal	Steve McNair run	NG

#### 1998 Oilers: 1-4

#### Pass 0-0, Run 1-4

9/27/98 vs. Jax	Eddie George run	NG
10/11/98 vs. Bal	Eddie George run	NG
11/29/98 vs. Sea	Eddie George run	NG
12/20/98 vs. GB	Eddie George run	Good

#### 1999 Titans: 1-3

#### Pass 1-1, Run 0-2

10/3/99 vs. SF	Eddie George run	NG
11/28/99 vs. Cle	Frank Wycheck run	NG
12/5/99 vs. Bal	Steve McNair to Jackie Harris	Good

#### 2000 Titans: 0-0

#### No Attempts

None

#### 2001 Titans: 3-4

#### Pass 3-4, Run 0-0

10/14/01 vs. TB	Steve McNair to Kevin Dyson	Good
10/21/01 vs. Det	Steve McNair to Drew Bennett	Good
12/16/01 vs. GB	Steve McNair to Kevin Dyson	NG
	Steve McNair to Derrick Mason	Good

#### 2002 Titans: 2-6

#### Pass 0-2, Run 2-4

9/8/02 vs. Phi	Steve McNair run	NG
	Eddie George run	Good
9/29/02 vs. Oak	Steve McNair to Derrick Mason	NG
	Steve McNair to Frank Wycheck	NG
	Eddie George Run	NG
12/1/02 vs. NYG	Steve McNair run	Good

#### 2003 Titans: 3-4

#### Pass 1-2, Run 2-2

10/5/03 vs. NE	Steve McNair to Tyrone Calico	Good
12/7/03 vs. Ind	Steve McNair Run	Good
	Steve McNair to Derrick Mason	NG
12/14/03 vs. Buf	Robert Holcombe run	Good

#### 2004 Titans: 1-2

#### Pass 0-1, Run 1-1

9/26/04 vs. Jax	Steve McNair to Derrick Mason	NG
11/21/04 vs. Jax	Steve McNair run	Good

#### 2005 Titans: 0-1

#### Pass 0-1, Run 0-0

10/30/05 vs. Oak	Steve McNair to Chris Brown	NG
------------------	-----------------------------	----

#### 2006 Titans: 3-3

#### Run 2-2, Pass 1-1

9/10/06 vs. NYJ	Travis Henry run	Good
	Kerry Collins pass to Drew Bennett	Good
10/1/06 vs. Dal	Vince Young run	Good

# ALL-TIME TWO-POINT CONVERSIONS

## TITANS

<b>2007 Titans: 0-0</b>		<b>No Attempts</b>		<b>2011 Titans: 0-0</b>		<b>No Attempts</b>	
None				None			
<b>2008 Titans: 1-1</b>		<b>Run 0-0, Pass 1-1</b>		<b>2012 Titans: 1-1</b>		<b>Run 0-0, Pass 1-1</b>	
10/27/08 vs. Ind	Kerry Collins pass to Ahmard Hall	Good		11/4/12 vs. Chi	Matt Hasselbeck pass to Kenny Britt	Good	
<b>2009 Titans: 1-2</b>		<b>Run 1-1, Pass 0-1</b>		<b>2013 Titans: 0-0</b>		<b>No Attempts</b>	
10/4/09 at Jax	Kerry Collins pass to Nate Washington	NG		None			
	Chris Johnson run	Good		<b>2014 Titans: 0-1</b>		<b>Run 0-1, Pass 0-0</b>	
<b>2010 Titans: 1-2</b>		<b>Run 0-0, Pass 1-2</b>		10/26/14 vs. Hou	Leon Washington run	NG	
9/19/10 vs. Pit	Kerry Collins pass to Kenny Britt	Good		<b>Titans Overall Two-Point Statistics: 26-50 (52.0%)</b>			
10/31/10 at SD	Vince Young pass incomplete to Chris Johnson	NG					

## OPPONENTS

<b>1994 Opponents: 2-2</b>		<b>Run 2-2, Pass 0-0</b>		<b>2003 Opponents: 0-1</b>		<b>Run 0-0, Pass 0-1</b>	
10/13/94 vs. Cle	Tom Tupa Run	Good		12/14/03 vs. Buf	Drew Bledsoe to Bernard Shaw	NG	
12/4/94 vs. Ari	Ronald Moore Run	Good		<b>2004 Opponents: 1-2</b>		<b>Run 0-0, Pass 1-2</b>	
<b>1995 Opponents: 0-2</b>		<b>Run 0-0, Pass 0-2</b>		9/26/04 vs. Jax	Byron Leftwich to Reggie Williams	Good	
11/26/95 vs. Den	John Elway to Shannon Sharpe	NG		1/2/05 vs. Det	Joey Harrington to Roy Williams	NG	
12/17/95 vs. NYJ	Boomer Esiason to Fred Baxter	NG		<b>2005 Opponents: 2-2</b>		<b>Run 0-0, Pass 2-2</b>	
<b>1996 Opponents: 1-3</b>		<b>Run 1-1, Pass 0-2</b>		10/11/05 vs. Hou	David Carr to Corey Bradford	Good	
9/15/96 vs. Bal	Vinny Testaverde pass	NG		11/27/05 vs. SF	Ken Dorsey to Terry Jackson	Good	
11/10/96 at NO	Michael Haynes run	Good		<b>2006 Opponents: 1-2</b>		<b>Run 0-0, Pass 1-2</b>	
10/13/96 at Atl	Bobby Hebert pass to Roell Preston	NG		10/22/06 at Was	Mark Brunell to Santana Moss	Good	
<b>1997 Opponents: 0-1</b>		<b>Run 0-0, Pass 0-1</b>		10/29/06 vs. Hou	Sage Rosenfels to Andre Johnson	NG	
10/5/97 vs. Sea	Rick Tuten (kicking form.) bad snap, inc. pass	NG		<b>2007 Opponents: 1-1</b>		<b>Run 0-0, Pass 1-1</b>	
<b>1998 Opponents: 4-5</b>		<b>Run 0-0, Pass 4-5</b>		10/21/07 at Hou	Sage Rosenfels to Andre Davis	Good	
11/1/98 vs. Pit	Kordell Stewart to Charles Johnson	Good		<b>2008 Opponents: 0-1</b>		<b>Run 0-1, Pass 0-0</b>	
	Mike Tomczak to Charles Johnson	Good		9/21/08 vs. Hou	Aborted kick, Matt Turk run	NG	
	Mike Tomczak to Will Blackwell	Good		<b>2009 Opponents: 1-1</b>		<b>Run 1-1, Pass 0-0</b>	
11/8/98 vs. TB	Trent Dilfer to Bert Emanuel	NG		9/20/09 vs. Mia	Ricky Williams run	Good	
12/26/98 vs. Min	Randall Cunningham to Randy Moss	Good		<b>2010 Opponents: 0-2</b>		<b>Run 0-2, Pass 0-0</b>	
<b>1999 Opponents: 4-6</b>		<b>Run 0-1, Pass 4-5</b>		10/31/10 at SD	Aborted kick, Kris Brown run	NG	
9/12/99 vs. Cin	Jeff Blake to Willie Jackson	Good		11/14/10 at Mia	Ronnie Brown run	NG	
	Ki-Jana Carter run	NG		<b>2011 Opponents: 0-2</b>		<b>Run 0-2, Pass 0-0</b>	
	Jeff Blake to Brian Milne	Good		12/11/11 vs. NO	Pierre Thomas run	NG	
9/19/99 vs. Cle	Tim Couch Pass incomplete	NG		1/1/12 at Hou	Snap over Jake Delhomme's head, rec. by Ten.	NG	
10/17/99 vs. NO	B.J. Tolliver to Brett Bech	Good		<b>2012 Opponents: 1-2</b>		<b>Run 0-0, Pass 1-2</b>	
1/2/00 vs. Pit	Mike Tomczak to Hines Ward	Good		9/23/12 vs. Det	Matthew Stafford pass to Nate Burleson	Good	
<b>2000 Opponents: 0-0</b>		<b>No Attempts</b>		12/30/12 vs. Jax	Chad Henne pass incomplete	NG	
None				<b>2013 Opponents: 1-1</b>		<b>Run 1-1, Pass 0-0</b>	
<b>2001 Opponents: 1-2</b>		<b>Run 1-1, Pass 0-1</b>		9/15/13 at Hou	Arian Foster run	Good	
10/7/01 vs. Bal	Elvis Grbac to Brandon Stokley	NG		<b>2014 Opponents: 0-1</b>		<b>Run 0-0, Pass 0-0</b>	
12/2/01 vs. Cle	Jamel White run	Good		12/14/14 vs. NYJ	Geno Smith pass incomplete	NG	
<b>2002 Opponents: 3-4</b>		<b>Run 0-0, Pass 3-4</b>		<b>Opponents Overall Statistics: 23-43 (53.5%)</b>			
11/3/02 vs. Ind	Peyton Manning to Marvin Harrison	Good					
11/17/02 vs. Pit	Kordell Stewart to Dan Kreider	Good					
	Antwaan Randle El to Hines Ward	Good					
12/1/02 vs. NYG	Kerry Collins to Jeremy Shockey	NG					

## ALL-TIME SHUTOUTS

## ALL-TIME DEFENSIVE SHUTOUTS

Date	Opponent	Score
9/9/61	Oakland	55-0
9/10/66	Oakland	31-0
10/16/66	New York	24-0
10/13/68	at Boston	16-0
9/21/75	at New England	7-0
9/12/76	Tampa Bay	20-0
9/18/77	NY Jets	20-0
11/6/77	Chicago	47-0
12/4/80	Pittsburgh	6-0
10/22/89	Pittsburgh	27-0
9/27/92	San Diego	27-0
9/12/93	Kansas City	30-0
1/2/94	NY Jets	24-0
12/17/00	at Cleveland	24-0
12/25/00	Dallas	31-0

## ALL-TIME OPPONENT SHUTOUTS

Date	Opponent	Score
12/4/60	at Dallas	0-24
12/1/63	at San Diego	0-27
10/12/69	at Kansas City	0-24
11/2/69	at Boston	0-24
11/1/70	at St. Louis	0-44
9/19/71	at Cleveland	0-31
10/9/72	Oakland	0-34
11/5/72	at Cleveland	0-20
11/25/73	New England	0-32
11/24/74	Dallas	0-10
12/11/76	Pittsburgh	0-21
9/22/85	at Pittsburgh	0-20
11/10/85	at Buffalo	0-20
12/7/86	at San Diego	0-27
11/26/89	at Kansas City	0-34
11/7/99	at Miami	0-17
12/28/08	at Indianapolis	0-23
10/18/09	at New England	0-59
11/28/10	at Houston	0-20

## GAME-WINNING FIELD GOALS

The franchise has totaled 42 game-winning field goals since 1960, including three playoff game winners. **Rob Bironas** leads the franchise with 11 game-winning field goals, followed by former Oiler/Titan **Al Del Greco** (1991-00). Bironas' 60-yard field goal vs. Indianapolis (12/3/06) ranks as the longest game-winning field goal in franchise history. A game-winning field goal is defined as one that was the final score of the game and gave the kicker's team the lead at any time in the fourth quarter or overtime.

Date	Opp.	Kicker	Length	Final Score	Date	Opp.	Kicker	Length	Final Score
10/24/65	Kansas City	Spikes	15	38-36	9/10/00	Kansas City	Del Greco	36	17-14*
10/31/65	at Buffalo	Blanda	8	19-17	11/5/00	Pittsburgh	Del Greco	29	9-7
10/26/69	Denver	Gerela	22	24-21	12/3/00	at Philadelphia	Del Greco	50	15-13
12/1/74	at Pittsburgh	Butler	34	13-10	10/14/01	Tampa Bay	Nedney	49	31-28 *
9/17/78	San Francisco	Fritsch	19	20-19	10/21/01	at Detroit	Nedney	46	27-24
10/1/78	at Cleveland	Fritsch	19	16-13	12/22/01	at Oakland	Nedney	21	13-10
9/23/79	at Cincinnati	Fritsch	29	30-27*	12/01/02	at N.Y. Giants	Nedney	38	32-29*
10/28/79	N.Y. Jets	Fritsch	35	27-24*	<b>11/1/03</b>	<b>Pittsburgh</b>	<b>Nedney</b>	<b>26</b>	<b>34-31*</b>
9/28/80	at Cincinnati	Fritsch	29	13-10	<b>1/3/04</b>	<b>at Baltimore</b>	<b>Anderson</b>	<b>46</b>	<b>20-17</b>
12/2/84	Pittsburgh	Cooper	30	23-20*	12/11/05	Houston	Bironas	21	13-10
11/3/85	Kansas City	Zendejas	38	23-20	10/15/06	at Washington	Bironas	30	25-22
11/24/85	San Diego	Zendejas	51	37-35	11/26/06	N.Y. Giants	Bironas	49	24-21
<b>1/3/88</b>	<b>Seattle</b>	<b>Zendejas</b>	<b>42</b>	<b>23-20*</b>	12/3/06	Indianapolis	Bironas	60	20-17
9/4/88	at Indianapolis	Zendejas	35	17-14*	12/24/06	at Buffalo	Bironas	30	30-29
11/13/89	Cincinnati	Zendejas	28	26-24	10/21/07	at Houston	Bironas	29	38-36
11/10/91	Dallas	Del Greco	23	26-23*	11/2/08	Green Bay	Bironas	41	19-16*
9/20/92	Kansas City	Del Greco	39	23-20*	11/23/09	at Houston	Bironas	53	20-17
12/12/93	Cleveland	Del Greco	25	19-17	12/20/09	vs. Miami	Bironas	46	27-24*
10/6/96	at Cincinnati	Del Greco	49	30-27*	9/23/12	vs. Detroit	Bironas	26	44-41*
8/31/97	Oakland	Del Greco	33	24-21*	10/11/12	vs. Pittsburgh	Bironas	40	26-23
12/13/98	at Jacksonville	Del Greco	41	16-13					
9/12/99	Cincinnati	Del Greco	33	36-35					

\*Overtime games; Playoff games in bold

## TOP PERFORMANCES: 100-YARD RUSHING GAMES

Yards	Player	Date	Opp	Att	Avg	TD							
228	Chris Johnson	11/01/09	Jac	24	9.5	2	138	Larry Moriarty	11/18/84	NYJ	23	6.0	1
216	Billy Cannon	12/10/61	NYT	25	8.6	3	137	Earl Campbell	09/03/78	Atl	15	9.1	1
216	Eddie George	08/31/97	Oak	35	6.2	1	137	Eddie George	10/25/98	Chi	21	6.5	0
206	Earl Campbell	11/16/80	Chi	31	6.6	0	136	Chris Johnson	12/07/08	Cle	19	7.2	1
203	Earl Campbell	10/19/80	TB	33	6.2	0	135	Travis Henry	12/24/06	Buf	25	5.4	0
203	Earl Campbell	12/21/80	Min	29	7.0	1	135	Chris Johnson	11/08/09	SF	25	5.4	2
202	Earl Campbell	10/26/80	Cin	27	7.5	2	134	Earl Campbell	12/16/79	Phi	16	8.4	1
199	Earl Campbell	11/20/78	Mia	28	7.1	4	134	Eddie George	11/19/00	Cle	36	3.7	3
199	Eddie George	12/09/99	Oak	28	7.1	2	134	Eddie George	11/08/98	TB	27	5.0	1
197	Chris Johnson	09/20/09	Hou	16	12.3	2	134	Chris Johnson	01/03/10	Sea	36	3.7	2
195	Earl Campbell	11/22/79	Dal	33	5.9	2	133	LenDale White	10/28/07	Oak	25	5.3	0
195	Chris Johnson	10/21/12	Buf	18	10.8	2	132	Chris Johnson	11/15/09	Buf	26	5.1	2
194	Gary Brown	11/21/93	Cle	34	5.7	1	131	Chris Johnson	10/10/10	Dal	19	6.9	2
190	Chris Johnson	11/27/11	TB	23	8.3	0	131	Earl Campbell	09/16/79	KC	32	4.1	1
186	Earl Campbell	10/11/81	Sea	39	4.8	2	130	Earl Campbell	11/10/80	NE	30	4.3	2
183	Hoyle Granger	12/04/66	SD	19	9.6	0	130	Earl Campbell	12/11/83	Cle	32	4.1	1
182	Earl Campbell	10/04/81	Cin	37	4.9	1	130	Earl Campbell	10/16/83	Min	29	4.5	1
181	Earl Campbell	12/14/80	GB	36	5.0	2	130	Eddie George	12/30/01	Cle	26	5.0	2
181	Eddie George	10/08/00	Cin	36	5.0	1	130	Chris Johnson	11/13/11	Car	27	4.8	1
179	Sid Blanks	12/13/64	NYJ	21	8.5	3	130	Chris Johnson	12/19/10	Hou	24	5.4	1
178	Earl Campbell	10/12/80	KC	38	4.7	1	130	Chris Johnson	11/21/10	Was	21	6.2	0
178	Travis Henry	10/15/06	Was	32	5.6	1	129	Eddie George	12/14/97	Bal	26	5.0	0
176	Eddie George	12/17/00	Cle	34	5.2	3	128	Chris Johnson	10/18/09	NE	17	7.5	0
175	Chris Brown	09/09/07	Jac	19	9.2	0	127	Sid Blanks	09/19/64	Oak	6	21.2	0
168	Chris Johnson	10/19/08	KC	18	9.3	1	127	Chris Johnson	12/29/13	Hou	27	4.7	1
167	Eddie George	10/16/00	Jac	29	5.8	1	126	Mike Rozier	12/11/88	Cin	22	5.7	3
166	Gary Brown	11/14/93	Cin	26	6.4	1	126	Chris Johnson	11/11/12	Mia	23	5.5	1
166	Earl Campbell	09/02/79	Was	32	5.2	2	125	Chris Johnson	09/26/10	NYG	32	3.9	2
160	Hoyle Granger	12/23/67	Mia	21	7.6	1	125	Eddie George	10/01/00	NYG	35	3.6	1
158	Earl Campbell	09/23/79	Cin	34	4.6	1	125	Eddie George	10/19/97	Was	31	4.0	2
157	Earl Campbell	11/02/80	Den	36	4.4	2	125	Chris Johnson	11/27/08	Det	16	7.8	2
156	Lorenzo White	11/21/94	NYG	27	5.8	0	125	Lorenzo White	11/26/90	Buf	18	6.9	1
155	Eddie George	10/17/99	NO	28	5.5	0	124	Hoyle Granger	11/26/67	BPA	22	5.6	1
154	Chris Johnson	11/29/09	Ari	18	8.6	1	123	Earl Campbell	09/04/83	GB	27	4.6	3
153	Eddie George	11/01/98	Pit	34	4.5	1	123	Ronnie Coleman	09/15/74	SD	21	5.9	0
153	Chris Johnson	12/04/11	Buf	23	6.7	2	123	Eddie George	11/14/99	Cin	29	4.2	2
152	Chris Brown	09/19/04	Ind	26	5.8	1	123	Travis Henry	10/08/06	Ind	19	6.5	0
152	Eddie George	10/06/96	Cin	26	5.8	1	122	Earl Campbell	09/06/81	LAN	27	4.5	0
151	Chris Johnson	11/23/09	Hou	29	5.2	0	122	Earl Campbell	11/26/78	Cin	27	4.5	0
150	Chris Johnson	11/03/13	StL	23	6.5	2	122	Eddie George	11/09/97	NYG	32	3.8	1
150	Mike Rozier	09/20/87	Buf	29	5.2	1	122	Mike Rozier	11/29/87	Ind	26	4.7	0
149	Earl Campbell	10/14/79	Bal	22	6.8	3	122	Chris Johnson	12/17/12	NYJ	21	5.8	1
149	Rob Carpenter	11/27/77	KC	14	10.6	0	121	Eddie George	10/11/98	Bal	30	4.0	0
149	LenDale White	10/19/08	KC	17	8.8	3	121	Herman Hunter	10/11/87	Cle	28	4.3	0
149	Lorenzo White	10/11/92	Cin	25	6.0	0	120	Earl Campbell	11/05/79	Mia	32	3.8	0
148	Chris Brown	10/11/04	GB	27	5.5	2	120	Rob Carpenter	11/13/77	Oak	19	6.3	0
147	Chris Brown	10/31/04	Cin	32	4.6	1	119	Fred Willis	11/12/72	Phi	21	5.7	0
145	Billy Cannon	12/17/61	Oak	21	6.9	1	118	Billy Cannon	11/05/61	Den	11	10.7	1
144	Allen Pinkett	09/01/91	LAA	26	5.5	1	117	Chris Johnson	11/14/10	Mia	17	6.9	1
144	Mike Rozier	10/25/87	Atl	29	5.0	1	117	Chris Johnson	12/13/09	StL	28	4.2	2
143	Joe Dawkins	11/22/70	Cle	22	6.5	2	117	Larry Moriarty	11/11/84	KC	29	4.0	0
143	Eddie George	09/08/96	Jac	17	8.4	1	116	Eddie George	10/05/97	Sea	26	4.5	0
143	Travis Henry	11/19/06	Phi	18	7.9	1	116	Lorenzo White	12/09/90	Cle	18	6.4	4
142	Earl Campbell	09/19/82	Sea	30	4.7	1	116	Lorenzo White	12/07/92	Chi	21	5.5	1
142	Earl Campbell	09/25/83	Buf	30	4.7	1	115	Eddie George	11/23/03	Atl	26	4.4	1
142	Ronnie Coleman	09/12/76	TB	25	5.7	0	115	Lorenzo White	12/03/89	Pit	23	5.0	1
142	Hoyle Granger	11/12/67	Den	22	6.5	0	114	Gary Brown	12/25/93	SF	19	6.0	0
142	Skip Hicks	12/16/01	GB	17	8.4	1	114	Rob Carpenter	09/21/80	Bal	24	4.8	1
142	Chris Johnson	12/25/09	SD	21	6.8	1	114	Ronnie Coleman	10/23/77	Pit	26	4.4	0
142	Chris Johnson	09/12/10	Oak	27	5.3	2	114	Dave Smith	10/14/62	NYT	20	5.7	1
142	Charley Tolar	09/23/62	SD	18	7.9	1	113	Eddie George	11/28/99	Cle	26	4.3	2
141	Woody Campbell	12/03/67	Mia	18	7.8	1	113	Eddie George	10/13/02	Jac	31	3.6	1
141	Eddie George	12/01/96	NYJ	28	5.0	2	113	Chris Johnson	12/06/09	Ind	27	4.2	0
141	Mike Rozier	10/09/88	KC	27	5.2	0	113	LenDale White	12/09/07	SD	30	3.8	1
141	Chris Johnson	09/30/12	Hou	25	5.6	0	112	Ode Burrell	11/28/65	KC	14	8.0	2
141	Chris Johnson	11/04/12	Chi	16	8.8	1	112	Earl Campbell	11/18/79	Cin	19	5.9	2
139	Hoyle Granger	12/14/69	BPA	25	5.6	0	112	Ronnie Coleman	09/28/75	SD	16	7.0	1
138	Earl Campbell	12/04/83	Mia	28	4.9	1	112	Mike Rozier	11/15/87	Pit	29	3.9	0
138	Hoyle Granger	10/01/67	Den	20	6.9	0	111	Hoyle Granger	12/03/67	Mia	25	4.4	1
							111	Chris Johnson	10/18/10	Jax	26	4.3	1



111	Chris Johnson	12/09/10	Hou	22	5.0	1	104	Chris Johnson	12/20/09	Mia	29	3.6	0
110	Ronnie Coleman	10/12/75	Cle	14	7.9	0	104	Dave Smith	09/11/60	Oak	19	5.5	1
110	Eddie George	11/27/97	Dal	34	3.2	0	104	Rodney Thomas	11/26/95	Den	13	8.0	1
110	Charley Tolar	11/04/62	DLT	24	4.6	0	104	LenDale White	10/21/07	Hou	27	3.9	1
109	Gary Brown	12/12/93	Cle	23	4.7	0	103	Billy Cannon	12/15/62	NYT	9	11.4	1
109	Earl Campbell	12/10/79	Pit	33	3.3	0	103	Mike Rozier	12/27/87	Cin	20	5.2	0
109	Earl Campbell	11/30/80	Cle	27	4.0	1	103	LenDale White	12/23/07	NYJ	23	4.5	0
109	Eddie George	10/13/96	Atl	23	4.7	0	102	Earl Campbell	10/29/78	Cin	18	5.7	0
109	Chris Johnson	09/14/08	Cin	19	5.7	0	102	Eddie George	12/26/99	Jac	26	3.9	0
109	Charley Tolar	09/09/62	Buf	17	6.4	1	102	Eddie George	12/29/02	Hou	25	4.1	1
108	Earl Campbell	12/02/79	Cle	22	4.9	1	102	Travis Henry	12/31/06	NE	21	4.9	0
108	Rodney Thomas	11/05/95	Cle	17	6.4	0	102	Larry Moriarty	12/09/84	LAN	24	4.3	1
107	Earl Campbell	11/11/79	Oak	32	3.3	1	101	Chris Brown	09/26/04	Jac	23	4.4	1
111	Earl Campbell	09/10/78	KC	22	4.9	2	101	Gary Brown	09/03/95	Jac	29	3.5	0
107	Earl Campbell	11/13/83	Det	28	3.8	0	101	Earl Campbell	10/09/83	Den	19	5.3	1
107	Eddie George	10/18/98	Cin	25	4.3	0	101	Woody Campbell	11/12/67	Den	16	6.3	1
107	Hoyle Granger	12/16/67	SD	27	4.0	1	101	Ronnie Coleman	11/27/77	KC	15	6.7	0
107	Don Hardeman	09/28/75	SD	27	4.0	1	101	Eddie George	12/03/00	Phi	32	3.2	0
107	Travis Henry	11/12/06	Bal	27	4.0	1	101	Eddie George	12/16/02	NE	31	3.3	0
107	Roy Hopkins	10/26/69	Den	14	7.6	2	101	Hoyle Granger	09/09/67	KC	13	7.8	1
107	Dave Smith	10/30/60	Buf	12	8.9	0	101	Chris Johnson	10/02/11	Cle	23	4.4	0
107	Charley Tolar	12/15/62	NYT	29	3.7	1	101	Allen Pinkett	09/08/91	Cin	21	4.8	1
106	Earl Campbell	09/15/80	Cle	18	5.9	0	101	Charley Tolar	09/09/61	Oak	18	5.6	1
106	Eddie George	10/27/02	Cin	21	5.0	0	101	Butch Woolfolk	11/03/85	KC	14	7.2	1
106	Eddie George	09/07/97	Mia	23	4.6	1	100	Chris Brown	09/11/04	Mia	16	6.3	0
106	Eddie George	10/12/97	Cin	30	3.5	0	100	Gary Brown	12/19/93	Pit	20	5.0	0
106	LenDale White	11/27/08	Det	23	4.6	2	100	Eddie George	09/21/03	NO	29	3.4	1
105	Earl Campbell	10/15/78	Buf	19	5.5	0	100	Eddie George	09/20/98	NE	23	4.3	0
105	Billy Cannon	11/06/60	Den	16	6.6	0	100	Paul Robinson	12/16/73	Cin	20	5.0	1
105	Charley Tolar	11/11/62	Oak	28	3.8	1	100	Mike Rozier	09/04/88	Ind	25	4.0	1
104	Chris Brown	12/05/04	Ind	19	5.5	0	100	LenDale White	11/04/07	Car	31	3.2	1
104	Earl Campbell	10/08/78	Oak	25	4.2	0	100	Lorenzo White	09/06/92	Pit	13	7.7	0
104	Hoyle Granger	11/09/69	Cin	15	6.9	0							
104	Hovle Granger	12/15/68	BPA	18	5.8	2							

Yrds	Player	Date	Opp	Att	Cmp	Pct	TD	Int	Rate										
527	Warren Moon	12/16/90	KC	45	27	60.0	3	0	123.1	358	Matt Hasselbeck	09/18/11	Bal	42	30	71.4	1	1	95.1
492	Billy Volek	12/19/04	Oak	60	40	66.7	4	1	107.1	356	Warren Moon	10/21/84	SF	33	25	75.8	2	2	105.1
464	George Blanda	10/29/61	Buf	32	18	56.3	4	4	101.0	355	Warren Moon	09/30/90	SD	46	27	58.7	2	1	88.6
457	Jacky Lee	10/13/61	BPA	41	27	65.9	2	2	99.3	355	Neil O'Donnell	10/03/99	SF	40	20	50.0	2	1	87.0
432	Warren Moon	11/10/91	Dal	56	41	73.2	0	0	95.2	354	Dan Pastorini	10/20/74	StL	40	26	65.0	1	0	101.5
426	Billy Volek	12/13/04	KC	43	29	67.4	4	0	130.6	352	Chris Chandler	09/24/95	Cin	26	23	88.5	4	0	158.3
423	Warren Moon	10/13/91	NYJ	50	35	70.0	2	2	92.3	351	George Blanda	12/03/61	SD	33	20	60.6	4	1	123.9
421	Steve McNair	10/12/03	Hou	27	18	66.7	3	0	146.8	350	George Blanda	12/17/61	Oak	31	18	58.1	4	2	110.2
418	George Blanda	11/19/61	NYT	32	20	62.5	7	1	132.8	350	Matt Hasselbeck	12/24/11	Jac	40	24	60.0	1	2	76.0
414	Warren Moon	12/23/89	Cle	51	32	62.7	2	1	93.1	348	Archie Manning	09/04/83	GB	34	22	64.7	1	2	83.9
413	Pete Beathard	09/09/68	KC	48	23	47.9	2	3	65.7	345	Zach Mettenberger	11/23/14	Phi	39	20	51.3	2	1	88.1
402	Ryan Fitzpatrick	12/15/13	Ari	58	36	62.1	4	2	91.3	345	Warren Moon	11/05/89	Det	38	30	78.9	2	1	111.1
399	Warren Moon	11/17/91	Cle	44	31	70.5	3	1	111.8	343	Steve McNair	11/27/05	SF	41	23	56.1	3	1	97.9
398	Steve McNair	09/29/02	Oak	46	32	69.6	2	4	74.4	343	Warren Moon	11/04/90	LAN	43	26	60.5	1	2	74.1
398	Warren Moon	10/05/86	Det	38	21	55.3	1	3	67.7	342	George Blanda	12/22/63	Oak	32	20	62.5	5	2	112.2
397	Warren Moon	09/09/90	Atl	52	31	59.6	4	2	93.2	342	Warren Moon	10/25/92	Cin	40	27	67.5	2	1	100.2
393	George Blanda	11/01/64	Buf	68	37	54.4	1	3	58.0	342	Warren Moon	12/05/93	Atl	42	24	57.1	1	0	91.6
388	Ken Stabler	11/23/80	NYJ	51	33	64.7	4	4	81.2	341	Steve McNair	09/12/99	Cin	32	21	65.6	3	1	119.4
387	Vince Young	11/29/09	Ari	43	27	62.8	1	0	99.7	340	Lynn Dickey	11/04/73	Bal	32	22	68.8	3	2	108.9
386	George Blanda	09/16/62	BPA	36	20	55.6	3	4	81.3	339	Warren Moon	12/15/85	Cle	48	22	45.8	2	2	66.2
381	Warren Moon	10/28/90	NYJ	43	30	69.8	1	0	104.9	338	Pete Beathard	11/16/69	Den	41	20	48.8	1	1	75.1
378	Jack Locker	09/23/12	Det	42	29	69.0	2	0	113.0	338	Cody Carlson	11/26/92	Det	33	24	72.7	1	2	90.2
377	Gifford Nielsen	12/20/81	Pit	37	24	64.9	3	2	103.1	338	Warren Moon	09/24/89	Buf	42	28	66.7	1	2	79.3
369	Warren Moon	10/14/90	Cin	33	21	63.6	5	1	128.7	334	Steve McNair	11/25/01	Pit	37	23	62.2	2	2	87.0
369	Warren Moon	11/07/93	Sea	55	36	65.5	2	2</											

## TOP PERFORMANCES: 300-YARD PASSING GAMES

329	Dan Pastorini	10/17/76	SD	39	25	64.1	3	1	105.6	309	Jake Locker	12/02/12	Hou	45	21	46.7	1	3	49.2
329	Don Trull	11/13/66	BPA	45	23	51.1	3	0	97.4	308	George Blanda	09/22/63	NYJ	37	25	67.6	1	2	79.6
328	George Blanda	11/06/64	BPA	44	20	45.5	2	1	76.7	308	George Blanda	11/07/65	Oak	60	27	45.0	2	3	51.3
327	Warren Moon	11/29/87	Ind	44	24	54.5	3	2	82.3	308	Steve McNair	12/08/96	Jac	37	24	64.9	1	1	88.6
326	Jake Locker	10/20/13	SF	41	25	61.0	2	1	92.1	308	Warren Moon	09/23/90	Ind	39	29	74.4	3	1	111.9
324	Warren Moon	11/24/91	Pit	48	24	50.0	2	5	46.2	306	Warren Moon	12/16/84	Cle	31	19	61.3	0	0	94.3
322	Warren Moon	11/18/90	Cle	32	24	75.0	5	0	146.1	305	Vince Young	11/19/07	Den	41	26	63.4	1	2	73.7
321	Warren Moon	10/18/92	Den	39	23	59.0	2	1	91.9	304	George Blanda	10/24/65	KC	33	19	57.6	5	0	128.0
320	Ryan Fitzpatrick	11/24/13	Oak	42	30	71.4	2	0	109.2	304	Warren Moon	10/26/86	LAA	46	18	39.1	0	4	26.0
317	Warren Moon	10/15/89	Chi	26	16	61.5	2	2	97.8	303	George Blanda	09/25/66	Buf	54	23	42.6	2	5	34.7
315	Warren Moon	09/08/91	Cin	37	22	59.5	1	1	84.9	303	Warren Moon	12/02/84	Pit	45	27	60.0	1	3	59.8
315	Jerry Rhome	12/13/70	Cin	54	27	50.0	2	2	65.0	302	Steve McNair	12/09/01	Min	33	25	75.8	2	0	123.5
314	Pete Beathard	10/20/69	NYJ	47	23	48.9	1	3	51.2	300	George Blanda	10/02/66	Den	37	15	40.5	5	2	86.7
312	George Blanda	10/25/64	SD	37	22	59.5	1	2	73.3	300	Archie Manning	09/18/83	Pit	35	16	45.7	1	4	45.8
311	Matt Hasselbeck	09/25/11	Den	36	27	75.0	2	0	119.1	300	Warren Moon	11/26/90	Buf	22	16	72.7	2	0	145.1
310	Steve McNair	12/18/05	Sea	38	23	60.5	2	0	104.1	300	Kerry Collins	01/02/11	Ind	39	28	71.8	2	0	111.1
310	Warren Moon	11/09/86	Cin	44	25	56.8	1	0	86.4										
310	Warren Moon	09/26/93	LAN	42	19	45.2	1	2	58.6										
310	Warren Moon	09/13/87	LAN	43	21	48.8	2	2	68.9										
310	Neil O'Donnell	09/19/99	Cle	40	31	77.5	1	0	107.3										

## TOP PERFORMANCES: 100-YARD RECEIVING GAMES

Yards	Player	Date	Opp	Rec	Avg	TD													
272	Charlie Hennigan	10/13/61	BPA	13	20.9	1	148	Drew Hill	10/30/88	Was	9	16.4	3						
245	Haywood Jeffires	12/16/90	KC	9	27.2	1	147	Justin Gage	11/16/08	Jac	4	36.8	2						
233	Drew Bennett	12/13/04	KC	12	19.4	3	147	Chris Sanders	11/26/95	Den	5	29.4	2						
232	Charlie Hennigan	10/29/61	Buf	9	25.8	2	147	Tim Smith	09/25/83	Buf	11	13.4	0						
225	Kenny Britt	10/24/10	Phi	7	32.1	3	145	Ken Burrough	11/03/74	NYJ	7	20.7	0						
214	Charlie Hennigan	12/03/61	SD	10	21.4	3	145	Charlie Hennigan	09/09/62	Buf	10	14.5	2						
210	Drew Hill	12/22/85	Ind	9	23.3	2	145	Charlie Hennigan	10/25/64	SD	8	18.1	2						
202	Charlie Hennigan	09/16/62	BPA	8	25.3	2	144	Drew Hill	11/17/91	Cle	11	13.1	2						
197	Tim Smith	09/04/83	GB	8	24.6	1	143	Kenny Britt	12/09/12	Ind	8	17.9	0						
188	Charlie Hennigan	09/27/64	Den	11	17.1	0	143	Charley Frazier	11/06/64	BPA	9	15.9	1						
186	Charlie Hennigan	09/22/63	NYJ	9	20.7	1	143	Charlie Joiner	12/13/70	Cin	6	23.8	2						
186	Haywood Jeffires	10/13/91	NYJ	13	14.3	0	143	Yancey Thigpen	10/03/99	SF	6	23.8	1						
186	Derrick Mason	01/06/02	Cin	9	20.7	2	142	<b>Delanie Walker</b>	09/14/14	Dal	10	14.2	1						
185	Drew Hill	11/09/86	Cin	10	18.5	0	141	Drew Hill	12/23/89	Cle	10	14.1	2						
182	Charley Frazier	09/19/65	BPA	6	30.3	2	140	Bill Groman	10/16/60	DLT	10	14.0	1						
182	Bill Groman	11/20/60	Den	3	60.7	2	139	Dave Casper (TE)	12/20/81	Pit	6	23.2	3						
181	Charlie Hennigan	11/29/64	BPA	12	15.1	0	139	Willard Dewveall (TE)	11/25/62	SD	3	46.3	2						
180	Ken Burrough	11/06/77	Chi	6	30.0	2	139	Drew Hill	11/13/88	Sea	8	17.4	1						
179	Mike Montgomery	10/20/74	StL	9	19.9	1	139	Haywood Jeffires	11/28/93	Pit	7	19.9	1						
177	Ken Burrough	11/02/75	KC	7	25.3	2	138	Charlie Hennigan	10/17/64	NYJ	8	17.3	1						
177	Derrick Mason	10/12/03	Hou	6	29.5	3	138	Drew Hill	10/26/86	LAA	7	19.7	0						
171	Bill Groman	11/25/60	BPA	9	19.0	1	138	Billy Johnson	12/18/77	Cin	6	23.0	1						
169	Jared Cook (TE)	12/24/11	Jac	8	21.1	1	137	Willard Dewveall (TE)	12/22/63	Oak	7	19.6	2						
167	Tim Smith	12/16/84	Cle	7	23.9	0	137	Derrick Mason	12/14/03	Buf	9	15.2	0						
162	Kevin Dyson	09/12/99	Cin	9	18.0	2	136	Kenny Britt	09/11/11	Jax	5	27.2	2						
160	Drew Bennett	12/19/04	Oak	13	12.3	2	136	Ken Burrough	10/17/76	SD	5	27.2	2						
160	Charlie Hennigan	11/01/64	Buf	12	13.3	0	135	Kenny Britt	09/18/11	Bal	9	15.0	1						
159	Tim Smith	09/16/84	SD	5	31.8	1	135	Webster Slaughter	11/07/93	Sea	9	15.0	1						
158	Charley Frazier	11/13/66	BPA	6	26.3	2	134	Bill Groman	11/05/61	Den	3	44.7	2						
156	Ernest Givins	11/16/86	Pit	8	19.5	1	134	Drew Hill	11/29/87	Ind	7	19.1	2						
155	<b>Delanie Walker</b>	11/23/14	Phi	5	31.0	0	133	Curtis Duncan	10/18/92	Den	5	26.6	0						
155	Ernest Givins	10/05/86	Det	5	31.0	0	133	Charlie Hennigan	09/14/63	Den	4	33.3	0						
155	Bill Groman	11/06/60	Den	7	22.1	2	133	Derrick Mason	12/01/03	NYJ	11	12.1	1						
154	Charley Frazier	10/02/66	Den	5	30.8	3	132	Drew Hill	10/27/85	StL	6	22.0	1						
152	Bill Groman	11/19/61	NYT	5	30.4	3	132	Alvin Reed (TE)	10/27/68	Buf	4	33.0	2						
151	Ernest Givins	10/06/91	Den	5	30.2	0	132	<b>Kendall Wright</b>	11/30/14	Hou	7	18.9	1						
150	Dave Casper (TE)	11/30/80	Cle	7	21.4	1	131	Sid Blanks (RB)	09/12/64	SD	13	10.1	0						
150	Bill Groman	12/18/60	BPA	7	21.4	0	131	<b>Nate Washington</b>	09/22/13	SD	8	16.4	0						
150	Jerry LeVias	11/16/69	Den	7	21.4	1	130	Curtis Duncan	11/18/90	Cle	7	18.6	1						
150	Tim Smith	12/11/83	Cle	7	21.4	2	130	Charlie Hennigan	10/17/65	Den	7	18.6	0						
150	<b>Kendall Wright</b>	12/15/13	Ari	12	12.5	0	130	Butch Woolfolk (RB)	12/01/85	Cin	9	14.4	1						
148	Drew Bennett	11/14/04	Chi	6	24.7	1	130	<b>Nate Washington</b>	12/11/11	NO	6	21.7	1						
							129	Ken Burrough	12/21/75	Cle	5	25.8	1						

## TOP PERFORMANCES: 100-YARD RECEIVING GAMES

129	Mac Haik	12/07/68	Buf	6	21.5	1	110	Charlie Hennigan	11/13/60	LAC	8	13.8	0
129	Drew Hill	12/01/85	Cin	7	18.4	0	110	Jerry LeVias	12/06/69	NYJ	9	12.2	1
129	Drew Hill	10/27/91	Cin	6	21.5	1	110	Webster Slaughter	09/18/94	Buf	4	27.5	0
128	Kenny Britt	12/19/10	Hou	6	21.3	0	109	Drew Bennett	10/03/04	SD	9	12.1	0
128	Kenny Britt	11/29/09	Ari	7	18.3	1	109	Ken Burrough	11/11/79	Oak	3	36.3	2
128	Charley Frazier	09/25/66	Buf	6	21.3	1	109	Eddie George (RB)	11/26/00	Jac	7	15.6	0
128	Ernest Givins	10/08/89	NE	5	25.6	0	109	Ernest Givins	09/09/90	Atl	4	27.3	2
128	Drew Hill	10/15/89	Chi	5	25.6	1	109	Bill Groman	10/13/61	BPA	5	21.8	1
128	Mike Holston	12/20/81	Pit	5	25.6	0	109	Charlie Hennigan	09/24/61	SD	6	18.2	0
127	Billy Parks	11/04/73	Bal	5	25.4	1	109	Charlie Hennigan	10/08/61	Buf	4	27.3	0
127	Chris Sanders	12/08/96	Jac	7	18.1	0	109	Drew Hill	12/20/87	Pit	4	27.3	2
126	Ernest Givins	11/22/87	Cle	3	42.0	1	109	Drew Hill	12/27/87	Cin	6	18.2	0
125	Tim Smith	12/15/85	Cle	7	17.9	1	109	<b>Justin Hunter</b>	11/24/13	Oak	6	18.2	1
124	Drew Bennett	12/05/04	Ind	3	41.3	3	109	Derrick Mason	09/08/02	Phi	7	15.6	0
124	Oliver Williams	10/18/87	NE	9	13.8	1	108	Willard Dewveall (TE)	12/17/61	Oak	3	36.0	2
124	Roydell Williams	10/21/07	Hou	5	24.8	0	108	Ernest Givins	09/11/88	LAA	9	12.0	1
124	Butch Woolfolk (RB)	10/06/85	Den	8	15.5	1	108	Ernest Givins	12/14/86	Min	6	18.0	1
123	Ken Burrough	11/18/79	Cin	6	20.5	0	108	Ronnie Harmon (RB)	11/10/96	NO	7	15.4	1
123	Bill Groman	10/22/61	DLT	4	30.8	2	108	Charlie Hennigan	10/22/61	DLT	4	27.0	1
123	Charlie Hennigan	12/17/61	Oak	5	24.6	0	108	Webster Slaughter	12/05/93	Atl	8	13.5	1
123	Charlie Hennigan	11/19/61	NYT	8	15.4	1	108	Tim Smith	12/02/84	Pit	7	15.4	0
123	Charlie Hennigan	09/28/63	Buf	8	15.4	3	107	Ken Burrough	10/10/76	Den	5	21.4	0
123	Drew Hill	09/23/90	Ind	10	12.3	0	107	Billy Cannon (RB)	12/02/62	Den	5	21.4	2
123	Webster Slaughter	12/24/94	NYJ	8	15.4	0	107	Ernest Givins	09/26/93	LAN	3	35.7	1
122	Ken Burrough	12/19/71	SD	4	30.5	1	107	Drew Hill	11/15/87	Pit	4	26.8	1
122	Billy Cannon (RB)	11/19/61	NYT	7	17.4	3	107	Derrick Mason	12/16/01	GB	8	13.4	1
122	Charlie Hennigan	12/08/63	BPA	9	13.6	2	107	Alvin Reed (TE)	09/09/68	KC	4	26.8	0
122	Haywood Jeffries	11/24/91	Pit	8	15.3	1	107	Tim Smith	11/11/84	KC	8	13.4	0
122	Jerry LeVias	10/26/69	Den	4	30.5	1	107	Damian Williams	11/13/11	Car	5	21.4	1
122	Derrick Mason	12/02/01	Cle	3	40.7	2	106	Drew Bennett	09/10/06	NYJ	8	13.3	0
122	Alvin Reed (TE)	09/29/68	Oak	8	15.3	0	106	Ken Burrough	12/03/72	Atl	4	26.5	0
121	Derrick Mason	12/19/04	Oak	9	13.4	1	106	Charley Frazier	10/20/63	Buf	3	35.3	1
120	Dave Casper (TE)	12/21/80	Min	7	17.1	1	106	Bill Groman	10/09/60	NYT	6	17.7	0
120	Tim Smith	12/08/85	NYG	7	17.1	1	106	Gary Wellman	01/02/94	NYJ	8	13.3	0
120	Butch Woolfolk (RB)	09/08/85	Mia	3	40.0	1	106	Lorenzo White (RB)	09/13/92	Ind	4	26.5	1
119	Charley Frazier	11/20/66	Buf	4	29.8	1	105	Mike Barber (TE)	11/10/80	NE	3	35.0	1
119	Ernest Givins	12/18/88	Cle	6	19.8	0	105	Drew Bennett	09/21/03	NO	8	13.1	1
119	Charlie Hennigan	09/19/64	Oak	7	17.0	1	105	Kenny Britt	10/04/09	Jac	7	15.0	0
119	Alvin Reed (TE)	10/20/69	NYJ	7	17.0	0	105	Chris Brown (RB)	11/27/05	SF	3	35.0	1
118	Ernest Givins	11/20/88	Pho	5	23.6	2	105	Carl Pickens	09/24/00	Pit	2	52.5	0
118	Derrick Mason	09/15/02	Dal	7	16.9	0	105	Bo Scaife (TE)	09/07/08	Jac	6	17.5	0
117	Ken Burrough	11/04/73	Bal	7	16.7	0	105	Nate Washington	09/29/13	NYJ	4	26.3	2
117	Ernest Givins	09/13/87	LAN	6	19.5	1	105	Lorenzo White (RB)	12/20/92	Cle	6	17.5	0
117	Bill Groman	11/12/61	BPA	6	19.5	1	104	Kevin Dyson	09/10/00	KC	6	17.3	1
117	Haywood Jeffries	09/06/92	Pit	7	16.7	0	104	Justin Gage	12/30/07	Ind	7	14.9	0
117	<b>Nate Washington</b>	12/22/13	Jac	6	19.5	1	104	Justin Gage	12/21/08	Pit	5	20.8	1
117	<b>Nate Washington</b>	11/21/10	Was	5	23.4	0	104	Ernest Givins	10/16/88	Pit	5	20.8	1
117	<b>Nate Washington</b>	10/31/10	SD	4	29.3	1	104	Leonard Harris	10/11/87	Cle	6	17.3	0
116	Derrick Mason	12/01/02	NYG	12	9.7	1	104	Charlie Hennigan	11/15/64	Oak	6	17.3	0
116	Ben Troupe (TE)	12/18/05	Sea	6	19.3	0	104	Billy Johnson	11/28/76	Atl	5	20.8	1
115	Drew Bennett	11/12/06	Bal	6	19.2	0	104	Derrick Mason	09/19/04	Ind	8	13.0	0
115	Bill Groman	09/11/60	Oak	6	19.2	1	104	Chris Sanders	09/24/95	Cin	2	52.0	2
115	<b>Nate Washington</b>	11/20/11	Atl	9	12.8	2	103	Jim Beirne	11/28/68	KC	4	25.8	1
114	Jim Beirne	11/09/69	Cin	6	19.0	2	103	Drew Hill	12/08/85	NYG	6	17.2	0
114	Billy Cannon (RB)	12/10/61	NYT	5	22.8	2	103	Haywood Jeffries	09/11/94	Dal	6	17.2	0
114	Drew Hill	12/21/86	Buf	5	22.8	0	103	Derrick Mason	10/01/00	NYG	6	17.2	1
114	<b>Justin Hunter</b>	12/08/13	Den	4	28.5	1	103	Jared Cook (TE)	12/18/11	Ind	9	11.4	0
114	Derrick Mason	11/25/01	Pit	7	16.3	0	103	<b>Kendall Wright</b>	11/24/13	Oak	6	17.2	1
114	Bob McLeod (TE)	12/09/62	Oak	5	22.8	1	102	Dave Casper (TE)	12/19/82	Phi	5	20.4	1
113	Drew Bennett	12/10/06	Hou	6	18.8	0	102	Willie Frazier (TE)	11/06/64	BPA	2	51.0	1
113	Charlie Hennigan	09/09/61	Oak	4	28.3	1	102	Ernest Givins	11/23/86	Ind	7	14.6	0
113	Charlie Hennigan	11/25/60	BPA	7	16.1	0	102	Bill Groman	10/23/60	NYT	5	20.4	3
113	Drew Hill	11/24/88	Dal	9	12.6	1	102	Drew Hill	11/26/90	Buf	6	17.0	0
112	Ken Burrough	12/14/75	Oak	4	28.0	2	102	Drew Hill	12/13/87	NO	4	25.5	0
112	Pat Coleman	09/25/94	Cin	4	28.0	0	102	Chris Sanders	12/01/96	NYJ	3	34.0	1
112	Kevin Dyson	11/25/01	Pit	4	28.0	1	102	Tim Smith	09/09/84	Ind	6	17.0	0
112	John White (TE)	09/24/61	SD	6	18.7	1	102	Yancey Thigpen	09/27/98	Jac	6	17.0	2
112	<b>Nate Washington</b>	09/23/12	Det	3	37.3	1	102	Nate Washington	12/14/14	NYJ	6	17.0	0
111	Ken Burrough	10/26/75	Det	3	37.0	1	101	Ernest Givins	10/14/90	Cin	6	16.8	1
111	Charlie Hennigan	11/22/64	KC	8	13.9	2	101	Bill Groman	12/10/61	NYT	5	20.2	0
110	Kevin Dyson	12/02/01	Cle	6	18.3	0	101	Bill Groman	12/11/60	Buf	3	33.7	1

## TOP PERFORMANCES: 100-YARD RECEIVING GAMES

101	Charlie Hennigan	10/01/61	DLT	3	33.7	1	100	Curtis Duncan	12/13/92	GB	6	16.7	0
101	Charlie Hennigan	09/07/63	Oak	7	14.4	1	100	Charley Frazier	09/03/66	Den	6	16.7	3
101	Drew Hill	11/05/89	Det	9	11.2	1	100	Ernest Givins	10/25/92	Cin	8	12.5	1
101	Drew Hill	11/08/87	SF	4	25.3	0	100	Ernest Givins	11/26/92	Det	4	25.0	0
101	Mike Holston	11/29/81	Atl	8	12.6	1	100	Bill Groman	10/29/61	Buf	2	50.0	2
101	Roy Hopkins (RB)	11/08/70	KC	6	16.8	0	100	Drew Hill	11/20/88	Pho	5	20.0	1
101	Brandon Jones	12/24/06	Buf	5	20.2	1	100	Chris Johnson (RB)	11/15/09	Buf	9	11.1	0
101	Jerry LeVias	11/29/70	Den	3	33.7	2	100	Charlie Joiner	10/25/70	SD	5	20.0	1
101	Jerry LeVias	11/23/69	Mia	4	25.3	1	100	Chris Sanders	12/19/99	Atl	5	20.0	1
101	Chris Sanders	10/18/98	Cin	3	33.7	0	100	Chris Sanders	12/14/97	Bal	7	14.3	0
101	Tim Smith	10/21/84	SF	6	16.8	1	100	Chris Sanders	10/13/96	Atl	4	25.0	1
100	Dave Casper (TE)	11/28/82	NE	6	16.7	1	100	Frank Wycheck (TE)	10/21/01	Det	7	14.3	1

## CAREER 100-YARD RUSHING GAMES

No.	Player	W-L-T
39	Earl Campbell	28-11-0
36	Eddie George	30-6-0
35	Chris Johnson	26-9-0
11	Hoyle Granger	8-2-1
8	Mike Rozier	6-2-0
7	Chris Brown	4-3-0
7	LenDale White	6-1-0
7	Lorenzo White	4-3-0
6	Gary Brown	6-0-0
6	Ronnie Coleman	5-1-0
6	Charlie Tolar	6-0-0
6	Travis Henry	3-3-0
5	Billy Cannon	5-0-0
3	Rob Carpenter	2-1-0
3	Larry Moriarty	2-1-0
3	Dave Smith	3-0-0
2	Sid Blanks	2-0-0
2	Woody Campbell	2-0-0
2	Allen Pinkett	2-0-0
2	Rodney Thomas	2-0-0
1	Ode Burrell	0-1-0
1	Joe Dawkins	0-1-0
1	Don Hardeman	1-0-0
1	Skip Hicks	1-0-0
1	Roy Hopkins	1-0-0
1	Paul Robinson	0-1-0
1	Fred Willis	0-1-0
1	Butch Woolfolk	1-0-0

## CAREER 300-YARD PASSING GAMES

No.	Player	W-L-T
38	Warren Moon	20-18-0
15	George Blanda	5-10-0
10	Steve McNair	4-6-0
3	Matt Hasselbeck	3-0-0
3	<b>Jake Locker</b>	1-2-0
3	Billy Volek	0-3-0
3	Dan Pastorini	0-3-0
2	Cody Carlson	1-1-0
2	Ryan Fitzpatrick	1-1-0
2	Jacky Lee	1-0-1
2	Archie Manning	0-2-0
2	Neil O'Donnell	1-1-0
2	Vince Young	1-1-0
1	Pete Beathard	0-0-1
1	Chris Chandler	1-0-0
1	Kerry Collins	0-1-0
1	Lynn Dickey	1-0-0
1	<b>Zach Mettenberger</b>	0-1-0
1	Gifford Nielsen	1-0-0
1	Jerry Rhome	0-1-0
1	Ken Stabler	0-1-0
1	Don Trull	0-1-0

## CAREER 100-YARD RECEIVING GAMES

No.	Player	W-L-T
26	Charlie Hennigan	12-14-0
24	Drew Hill	15-9-0
18	Ernest Givins	7-11-0
14	Ken Burrough	12-2-0
13	Derrick Mason	7-6-0
10	Tim Smith	3-7-0
9	Drew Bennett	3-6-0
9	<b>Nate Washington</b>	4-5-0
8	Charles Frazier	3-5-0
8	Bill Groman	8-0-0
8	Chris Sanders	6-2-0
7	Kenny Britt	4-3-0
6	Haywood Jeffries	3-3-0
5	Jerry LeVias	3-1-1
4	Kevin Dyson	3-1-0
4	Alvin Reed	1-3-0
4	Webster Slaughter	2-2-0
3	Curtis Duncan	1-2-0
3	Justin Gage	3-0-0
3	<b>Kendall Wright</b>	1-2-0
2	Mike Barber	2-0-0
2	Jim Bierne	0-1-1
2	Jared Cook	1-1-0
2	Willard Dewveall	1-1-0
2	<b>Justin Hunter</b>	1-1-0
2	Billy Johnson	2-0-0
2	Charlie Joiner	0-1-1
2	Yancey Thigpen	0-2-0
2	<b>Delanie Walker</b>	0-2-0
2	Lorenzo White	2-0-0
2	Butch Woolfolk	1-1-0
1	Sid Blanks	0-1-0
1	Chris Brown	1-0-0
1	Pat Coleman	1-0-0
1	Willie Fraizer	1-0-0
1	Eddie George	0-1-0
1	Mac Haik	1-0-0
1	Ronnie Harmon	1-0-0
1	Leonard Harris	1-0-0
1	Mike Holston	0-1-0
1	Roy Hopkins	0-1-0
1	Chris Johnson	1-0-0
1	Brandon Jones	1-0-0
1	Mike Montgomery	0-1-0
1	Dave Parks	1-0-0
1	Carl Pickens	1-0-0
1	Bo Scaife	1-0-0
1	Ben Troupe	0-1-0
1	Gary Wellman	1-0-0
1	John White	0-1-0
1	Damian Williams	1-0-0
1	Oliver Williams	0-1-0
1	Roydell Williams	1-0-0
1	Frank Wycheck	1-0-0



## TOP PERFORMANCES BY TEAMMATES

### GAMES WITH MORE THAN ONE 100-YARD RUSHER

Dec. 15, 1962	@ New York, Billy Cannon (9-103) and Charlie Tolar (29-107)
Nov. 12, 1967	@ Denver, Woody Campbell (16-101) and Hoyle Granger (22-142)
Dec. 3, 1967	vs. Miami, Woody Campbell (18-141) and Hoyle Granger (25-111)
Sep. 28, 1975	vs. San Diego, Ronnie Coleman (16-112) and Don Hardeman (27-107)
Nov. 27, 1977	vs. Kansas City, Rob Carpenter (14-149) and Ronnie Coleman (15-101)
Oct. 19, 2008	@ Kansas City, Chris Johnson (18-168) and LenDale White (17-149)
Nov. 27, 2008	@ Detroit, Chris Johnson (16-125) and LenDale White (23-106)

### GAMES WITH MORE THAN ONE 100-YARD RECEIVER

Nov. 25, 1960	@ Boston, Bill Groman (9-171) and Charlie Hennigan (7-113)
Sep. 24, 1961	@ San Diego, Charlie Hennigan (6-109) and John White (6-112)
Oct. 13, 1961	@ Boston, Bill Groman (8-148) and Charlie Hennigan (13-272)
Oct. 22, 1961	vs. Dallas, Bill Groman (4-123) and Charlie Hennigan (4-108)
Sep. 12, 1964	@ San Diego, Sid Banks (12-131) and Charlie Hennigan (7-104)
Nov. 6, 1964	@ Boston, Charles Frazier (9-143) and Willie Frazier (2-102)
Nov. 4, 1973	@ Baltimore, Ken Burrough (7-117) and Dave Parks (5-127)
Nov. 20, 1978	vs. Miami, Mike Barber (4-112) and Ken Burrough (6-103)
Nov. 20, 1988	vs. Phoenix, Ernest Givens (5-118) and Drew Hill (5-100)
Nov. 25, 2001	vs. Pittsburgh, Kevin Dyson (4-112) and Derrick Mason (7-114)
Dec. 2, 2001	@ Cleveland, Kevin Dyson (6-110) and Derrick Mason (3-122)
Dec. 19, 2004	@ Oakland, Derrick Mason (9-121) and Drew Bennett (13-160)
Nov. 24, 2013	@ Oakland, <b>Justin Hunter</b> (6-109) and <b>Kendall Wright</b> (6-103)

### GAMES WITH 300-YARD PASSER, TWO 100-YARD RECEIVERS

Nov. 25, 1960	at Boston, Jackie Lee (331 yards passing), Bill Groman (171 receiving), Charlie Hennigan (113 receiving)
Oct. 13, 1961	at Boston, Jacky Lee (457 yards passing), Charlie Hennigan (272 receiving), Bill Groman (148 receiving)
Nov. 6, 1964	at Boston, George Blanda (328 yards passing), Charles Frazier (143 receiving), Willie Frazier (102 receiving)
Nov. 4, 1973	at Baltimore, Lynn Dickey (340 yards passing), Dave Parks (127 receiving), Ken Burrough (117 receiving)
Nov. 25, 2001	vs. Pittsburgh, Steve McNair (334 yards passing), Derrick Mason (114 receiving), Kevin Dyson (112 receiving)
Dec. 19, 2004	at Oakland, Billy Volek (492 yards passing), Drew Bennett (160 receiving), Derrick Mason (121 receiving)
Nov. 24, 2013	at Oakland, Ryan Fitzpatrick (320 yards passing), <b>Justin Hunter</b> (109 receiving), <b>Kendall Wright</b> (103 receiving)

### GAMES WITH 100-YARD RUSHER, 100-YARD RECEIVER & 300-YARD PASSER

Dec. 17, 1961	at Oakland, George Blanda (350 yards passing), Billy Cannon (145 rushing), Charlie Hennigan (123 receiving), Willard Dewveall (108 receiving)
Sep. 4, 1983	vs. Green Bay, Archie Manning (348 yards passing), Earl Campbell (123 rushing), Tim Smith (197 receiving)
Nov. 29, 1987	at Indianapolis, Warren Moon (327 yards passing), Mike Rozier (122 rushing), Drew Hill (134 receiving)
Nov. 26, 1990	vs. Buffalo, Warren Moon (300 yards passing), Lorenzo White (125 rushing), Drew Hill (102 receiving)
Sep. 6, 1992	vs. Pittsburgh, Warren Moon (330 yards passing), Lorenzo White (100 rushing) and Haywood Jeffires (117 receiving)
Nov. 29, 2009	vs. Arizona, Vince Young (387 yards passing), Chris Johnson (154 rushing) and Kenny Britt (128 receiving)

## LARGEST WIN/LOSS MARGINS

### LARGEST MARGIN OF VICTORY

MARGIN	SCORE	DATE	OPPONENT
1. 55 points	55-0	9/9/61	OAKLAND
2. 47 points	47-0	11/6/77	CHICAGO
3. 44 points	58-14	12/9/90	CLEVELAND
4. 42 points	55-13	11/5/61	at Denver
5. 40 points	47-7	12/13/09	ST. LOUIS
6. 39 points	56-17	10/14/62	N.Y. TITANS
7. 38 points	45-7	9/3/66	DENVER
8. 37 points	47-10	11/27/08	at Detroit
9. 36 points	49-13	11/19/61	N.Y. TITANS
10. 35 points	41-6	12/11/88	CINCINNATI
35 points	38-3	11/14/93	at Cincinnati
12. 34 points	37-3	11/11/12	at Miami
34 points	44-10	12/15/62	at N.Y. Titans
13. 32 points	35-3	12/10/00	CINCINNATI
32 points	35-3	10/27/91	CINCINNATI
32 points	39-7	10/1/89	MIAMI

### LARGEST MARGIN OF DEFEAT

MARGIN	SCORE	DATE	OPPONENT
1. 59 points	59-0	10/18/09	at New England
2. 54 points	61-7	12/17/89	at Cincinnati
3. 48 points	55-7	12/23/12	at Green Bay
4. 44 points	44-0	11/1/70	at St. Louis
44 points	61-17	12/17/72	CINCINNATI
6. 42 points	45-3	11/1/63	at Boston
42 points	52-10	12/20/70	at Dallas
42 points	45-3	9/18/88	at N.Y. Jets
9. 41 points	55-14	11/6/83	CINCINNATI
41 points	51-10	10/13/74	at Minnesota
11. 39 points	52-13	9/18/66	at N.Y. Jets
12. 34 points	34-0	10/9/72	OAKLAND
34 points	34-0	11/26/89	at Kansas City
34 points	41-7	10/23/11	HOUSTON
15. 33 points	40-7	11/22/87	CLEVELAND
33 points	40-7	9/17/06	at San Diego



TENNESSEE  
**TITANS**

**NFL STATISTICS**

# FINAL 2014 NFL STANDINGS

## American Football Conference - 2014 Regular Season

<u>AFC East Team</u>	<u>W</u>	<u>L</u>	<u>T</u>	<u>Pct</u>	<u>PF</u>	<u>PA</u>	<u>Net Pts</u>	<u>TD</u>	<u>Home</u>	<u>Road</u>	<u>Div</u>	<u>Conf</u>	<u>Non-Conf</u>	<u>Streak</u>	<u>Last 5</u>
*- New England Patriots	12	4	0	.750	468	313	155	52	7-1	5-3	4-2	9-3	3-1	1L	3-2
Buffalo Bills	9	7	0	.563	343	289	54	34	5-3	4-4	4-2	5-7	4-0	1W	3-2
Miami Dolphins	8	8	0	.500	388	373	15	42	4-4	4-4	3-3	6-6	2-2	1L	2-3
New York Jets	4	12	0	.250	283	401	-118	27	2-6	2-6	1-5	4-8	0-4	1W	2-3
<u>AFC North Team</u>	<u>W</u>	<u>L</u>	<u>T</u>	<u>Pct</u>	<u>PF</u>	<u>PA</u>	<u>Net Pts</u>	<u>TD</u>	<u>Home</u>	<u>Road</u>	<u>Div</u>	<u>Conf</u>	<u>Non-Conf</u>	<u>Streak</u>	<u>Last 5</u>
z- Pittsburgh Steelers	11	5	0	.688	436	368	68	49	6-2	5-3	4-2	9-3	2-2	4W	4-1
y- Cincinnati Bengals	10	5	1	.656	365	344	21	40	5-2-1	5-3	3-3	7-5	3-0-1	1L	3-2
y- Baltimore Ravens	10	6	0	.625	409	302	107	46	6-2	4-4	3-3	6-6	4-0	1W	3-2
Cleveland Browns	7	9	0	.438	299	337	-38	32	4-4	3-5	2-4	4-8	3-1	5L	0-5
<u>AFC South Team</u>	<u>W</u>	<u>L</u>	<u>T</u>	<u>Pct</u>	<u>PF</u>	<u>PA</u>	<u>Net Pts</u>	<u>TD</u>	<u>Home</u>	<u>Road</u>	<u>Div</u>	<u>Conf</u>	<u>Non-Conf</u>	<u>Streak</u>	<u>Last 5</u>
z- Indianapolis Colts	11	5	0	.688	458	369	89	53	6-2	5-3	6-0	9-3	2-2	1W	4-1
Houston Texans	9	7	0	.563	372	307	65	40	5-3	4-4	4-2	8-4	1-3	2W	4-1
Jacksonville Jaguars	3	13	0	.188	249	412	-163	27	3-5	0-8	1-5	2-10	1-3	1L	2-3
Tennessee Titans	2	14	0	.125	254	438	-184	28	1-7	1-7	1-5	2-10	0-4	10L	0-5
<u>AFC West Team</u>	<u>W</u>	<u>L</u>	<u>T</u>	<u>Pct</u>	<u>PF</u>	<u>PA</u>	<u>Net Pts</u>	<u>TD</u>	<u>Home</u>	<u>Road</u>	<u>Div</u>	<u>Conf</u>	<u>Non-Conf</u>	<u>Streak</u>	<u>Last 5</u>
z- Denver Broncos	12	4	0	.750	482	354	128	58	8-0	4-4	6-0	10-2	2-2	1W	4-1
Kansas City Chiefs	9	7	0	.563	353	281	72	40	6-2	3-5	3-3	7-5	2-2	1W	2-3
San Diego Chargers	9	7	0	.563	348	348	0	40	5-3	4-4	2-4	6-6	3-1	1L	2-3
Oakland Raiders	3	13	0	.188	253	452	-199	28	3-5	0-8	1-5	2-10	1-3	1L	2-3

## National Football Conference - 2014 Regular Season

<u>NFC East Team</u>	<u>W</u>	<u>L</u>	<u>T</u>	<u>Pct</u>	<u>PF</u>	<u>PA</u>	<u>Net Pts</u>	<u>TD</u>	<u>Home</u>	<u>Road</u>	<u>Div</u>	<u>Conf</u>	<u>Non-Conf</u>	<u>Streak</u>	<u>Last 5</u>
z- Dallas Cowboys	12	4	0	.750	467	352	115	56	4-4	8-0	4-2	8-4	4-0	4W	4-1
Philadelphia Eagles	10	6	0	.625	474	400	74	54	6-2	4-4	4-2	6-6	4-0	1W	2-3
New York Giants	6	10	0	.375	380	400	-20	44	3-5	3-5	2-4	4-8	2-2	1L	3-2
Washington Redskins	4	12	0	.250	301	438	-137	33	3-5	1-7	2-4	2-10	2-2	1L	1-4
<u>NFC North Team</u>	<u>W</u>	<u>L</u>	<u>T</u>	<u>Pct</u>	<u>PF</u>	<u>PA</u>	<u>Net Pts</u>	<u>TD</u>	<u>Home</u>	<u>Road</u>	<u>Div</u>	<u>Conf</u>	<u>Non-Conf</u>	<u>Streak</u>	<u>Last 5</u>
z- Green Bay Packers	12	4	0	.750	486	348	138	58	8-0	4-4	5-1	9-3	3-1	2W	4-1
y- Detroit Lions	11	5	0	.688	321	282	39	35	7-1	4-4	5-1	9-3	2-2	1L	4-1
Minnesota Vikings	7	9	0	.438	325	343	-18	35	5-3	2-6	1-5	6-6	1-3	1W	3-2
Chicago Bears	5	11	0	.313	319	442	-123	40	2-6	3-5	1-5	4-8	1-3	5L	0-5
<u>NFC South Team</u>	<u>W</u>	<u>L</u>	<u>T</u>	<u>Pct</u>	<u>PF</u>	<u>PA</u>	<u>Net Pts</u>	<u>TD</u>	<u>Home</u>	<u>Road</u>	<u>Div</u>	<u>Conf</u>	<u>Non-Conf</u>	<u>Streak</u>	<u>Last 5</u>
z- Carolina Panthers	7	8	1	.469	339	374	-35	36	4-4	3-4-1	4-2	6-6	1-2-1	4W	4-1
New Orleans Saints	7	9	0	.438	401	424	-23	49	3-5	4-4	3-3	6-6	1-3	1W	3-2
Atlanta Falcons	6	10	0	.375	381	417	-36	42	3-5	3-5	5-1	6-6	0-4	1L	2-3
Tampa Bay Buccaneers	2	14	0	.125	277	410	-133	31	0-8	2-6	0-6	1-11	1-3	6L	0-5
<u>NFC West Team</u>	<u>W</u>	<u>L</u>	<u>T</u>	<u>Pct</u>	<u>PF</u>	<u>PA</u>	<u>Net Pts</u>	<u>TD</u>	<u>Home</u>	<u>Road</u>	<u>Div</u>	<u>Conf</u>	<u>Non-Conf</u>	<u>Streak</u>	<u>Last 5</u>
*- Seattle Seahawks	12	4	0	.750	394	254	140	43	7-1	5-3	5-1	10-2	2-2	6W	5-0
y- Arizona Cardinals	11	5	0	.688	310	299	11	32	7-1	4-4	3-3	8-4	3-1	2L	2-3
San Francisco 49ers	8	8	0	.500	306	340	-34	33	4-4	4-4	2-4	7-5	1-3	1W	1-4
St. Louis Rams	6	10	0	.375	324	354	-30	36	3-5	3-5	2-4	4-8	2-2	3L	2-3

y - Clinched Wild Card

z - Clinched Division

\* - Clinched Division and Homefield Advantage

### Playoff Results:

#### Wild Card Round

Arizona 16 at CAROLINA 27  
BALTIMORE 30 at Pittsburgh 17  
Cincinnati 10 at INDIANAPOLIS 26  
Detroit 20 at DALLAS 24

#### Divisional Round

Baltimore 31 at NEW ENGLAND 35  
Carolina 17 at SEATTLE 31  
Dallas 21 at GREEN BAY 26  
INDIANAPOLIS 24 at Denver 13

#### Championship Round

Green Bay 22 at SEATTLE 28  
Indianapolis 7 at NEW ENGLAND 45

#### Super Bowl XLVIII

New England at Seattle



**WEEK 17 / THROUGH SUNDAY, DECEMBER 28, 2014**

**AFC / LEADING PASSERS**

Player, Team	Att	Comp	Pct Comp	Yds	Avg Gain	TD	Pct TD Long	Int	Pct Int	Rating Points
Roethlisberger, Pit.	608	408	67.1	4952	8.14	32	5.3 94t	9	1.5	103.3
Manning, Den.	597	395	66.2	4727	7.92	39	6.5 86t	15	2.5	101.5
Brady, N.E.	582	373	64.1	4109	7.06	33	5.7 69t	9	1.5	97.4
Luck, Ind.	616	380	61.7	4761	7.73	40	6.5 80	16	2.6	96.5
Fitzpatrick, Hou.	312	197	63.1	2483	7.96	17	5.4 76t	8	2.6	95.3
Rivers, S.D.	570	379	66.5	4286	7.52	31	5.4 59	18	3.2	93.8
A. Smith, K.C.	464	303	65.3	3265	7.04	18	3.9 70t	6	1.3	93.4
Tannehill, Mia.	590	392	66.4	4045	6.86	27	4.6 50	12	2.0	92.8
Flacco, Bal.	555	344	62.0	3986	7.18	27	4.9 80t	12	2.2	90.9
Orton, Buf.	447	287	64.2	3018	6.75	18	4.0 84	10	2.2	87.8
Dalton, Cin.	482	309	64.1	3398	7.05	19	3.9 81t	17	3.5	83.3
G. Smith, NY-J	367	219	59.7	2525	6.88	13	3.5 74t	13	3.5	77.5
*Carr, Oak.	599	348	58.1	3270	5.46	21	3.5 77t	12	2.0	76.6
Hoyer, Cle.	438	242	55.3	3326	7.59	12	2.7 81t	13	3.0	76.5
*Bortles, Jac.	475	280	58.9	2908	6.12	11	2.3 63t	17	3.6	69.5

**AFC / LEADING PASSERS, RANKS**

Player, Team	Att	Comp	Pct Comp	Yds	Avg Gain	TD	Pct TD Long	Int	Pct Int	Rating Points
Roethlisberger, Pit.	2	1	1	1	1	4	6	3t	2	1
Manning, Den.	4	2	4	3	3	2	1	11	8	2
Brady, N.E.	6	6	8	5	8	3	3	3t	3	3
Luck, Ind.	1	4	11	2	4	1	2	12	10	4
Fitzpatrick, Hou.	15	15	9	15	2	12	4	2	9	5
Rivers, S.D.	7	5	2	4	6	5	5	15	12	6
A. Smith, K.C.	11	10	5	11	10	10t	11	1	1	7
Tannehill, Mia.	5	3	3	6	12	6t	8	6t	5	8
Flacco, Bal.	8	8	10	7	7	6t	7	6t	6	9
Orton, Buf.	12	11	6	12	13	10t	9	5	7	10
Dalton, Cin.	9	9	7	8	9	9	10	13t	13	11
G. Smith, NY-J	14	14	12	14	11	13	12	9t	14	12
*Carr, Oak.	3	7	14	10	15	8	13	6t	4	13
Hoyer, Cle.	13	13	15	9	5	14	14	9t	11	14
*Bortles, Jac.	10	12	13	13	14	15	15	13t	15	15

**NFC / LEADING PASSERS**

Player, Team	Att	Comp	Pct Comp	Yds	Avg Gain	TD	Pct TD Long	Int	Pct Int	Rating Points
Romo, Dal.	435	304	69.9	3705	8.52	34	7.8 68t	9	2.1	113.2
A. Rodgers, G.B.	520	341	65.6	4381	8.43	38	7.3 80t	5	1.0	112.2
Brees, N.O.	659	456	69.2	4952	7.51	33	5.0 69t	17	2.6	97.0
C. Palmer, Ariz	224	141	62.9	1626	7.26	11	4.9 80t	3	1.3	95.6
Wilson, Sea.	452	285	63.1	3475	7.69	20	4.4 80t	7	1.5	95.0
Ryan, Atl.	628	415	66.1	4694	7.47	28	4.5 79	14	2.2	93.9
E. Manning, NY-G	601	379	63.1	4410	7.34	30	5.0 80t	14	2.3	92.1
Cutler, Chi.	561	370	66.0	3812	6.80	28	5.0 74	18	3.2	88.6
Sanchez, Phi.	309	198	64.1	2418	7.83	14	4.5 72	11	3.6	88.4
Kaepernick, S.F.	478	289	60.5	3369	7.05	19	4.0 80t	10	2.1	86.4
Stafford, Det.	602	363	60.3	4257	7.07	22	3.7 73t	12	2.0	85.7
*Bridgewater, Min.	402	259	64.4	2919	7.26	14	3.5 87t	12	3.0	85.2
A. Davis, St.L	284	180	63.4	2001	7.05	12	4.2 59t	9	3.2	85.1
Hill, St.L	229	145	63.3	1657	7.24	8	3.5 63t	7	3.1	83.9
Newton, Car.	448	262	58.5	3127	6.98	18	4.0 51	12	2.7	82.1
Foles, Phi.	311	186	59.8	2163	6.95	13	4.2 68t	10	3.2	81.4
Stanton, Ariz	240	132	55.0	1711	7.13	7	2.9 49	5	2.1	78.7
McCown, T.B.	327	184	56.3	2206	6.75	11	3.4 56t	14	4.3	70.5

**NFC / LEADING PASSERS, RANKS**

Player, Team	Att	Comp	Pct Comp	Yds	Avg Gain	TD	Pct TD Long	Int	Pct Int	Rating Points
Romo, Dal.	10	7	1	7	1	2	1	6t	5	1
A. Rodgers, G.B.	6	6	5	4	2	1	2	2t	1	2
Brees, N.O.	1	1	2	1	5	3	3	17	10	3
C. Palmer, Ariz	18	18	12	20	9	15t	6	1	2	4
Wilson, Sea.	8	9	11	8	4	8	9	4t	3	5
Ryan, Atl.	2	2	3	2	6	5t	8	14t	8	6
E. Manning, NY-G	4	3	10	3	7	4	4	14t	9	7
Cutler, Chi.	5	4	4	6	17	5t	5	18	15	8
Sanchez, Phi.	14	12	7	12	3	11t	7	10	17	9
Kaepernick, S.F.	7	8	13	9	13	9	13	8t	7	10
Stafford, Det.	3	5	14	5	12	7	14	11t	4	11
*Bridgewater, Min.	11	11	6	11	8	11t	16	11t	12	12
A. Davis, St.L	15	15	8	15	14	14	10	6t	14	13
Hill, St.L	17	17	9	19	10	19	15	4t	13	14
Newton, Car.	9	10	16	10	15	10	12	11t	11	15
Foles, Phi.	13	13	15	14	16	13	11	8t	16	16
Stanton, Ariz	16	19	18	16	11	20	18	2t	6	17
McCown, T.B.	12	14	17	13	18	15t	17	14t	18	18

**WEEK 17 / THROUGH SUNDAY, DECEMBER 28, 2014**

**NFL / LEADING PASSERS**

Player, Team	Att	Comp	Pct	Yds	Avg	TD	Pct	Long	Int	Pct	Rating
					Gain		TD			Int	Points
Romo, Dal.	435	304	69.9	3705	8.52	34	7.8	68t	9	2.1	113.2
A. Rodgers, G.B.	520	341	65.6	4381	8.43	38	7.3	80t	5	1.0	112.2
Roethlisberger, Pit.	608	408	67.1	4952	8.14	32	5.3	94t	9	1.5	103.3
Manning, Den.	597	395	66.2	4727	7.92	39	6.5	86t	15	2.5	101.5
Brady, N.E.	582	373	64.1	4109	7.06	33	5.7	69t	9	1.5	97.4
Brees, N.O.	659	456	69.2	4952	7.51	33	5.0	69t	17	2.6	97.0
Luck, Ind.	616	380	61.7	4761	7.73	40	6.5	80	16	2.6	96.5
C. Palmer, Ariz	224	141	62.9	1626	7.26	11	4.9	80t	3	1.3	95.6
Fitzpatrick, Hou.	312	197	63.1	2483	7.96	17	5.4	76t	8	2.6	95.3
Wilson, Sea.	452	285	63.1	3475	7.69	20	4.4	80t	7	1.5	95.0
Ryan, Atl.	628	415	66.1	4694	7.47	28	4.5	79	14	2.2	93.9
Rivers, S.D.	570	379	66.5	4286	7.52	31	5.4	59	18	3.2	93.8
A. Smith, K.C.	464	303	65.3	3265	7.04	18	3.9	70t	6	1.3	93.4
Tannehill, Mia.	590	392	66.4	4045	6.86	27	4.6	50	12	2.0	92.8
E. Manning, NY-G	601	379	63.1	4410	7.34	30	5.0	80t	14	2.3	92.1
Flacco, Bal.	555	344	62.0	3986	7.18	27	4.9	80t	12	2.2	90.9
Cutler, Chi.	561	370	66.0	3812	6.80	28	5.0	74	18	3.2	88.6
Sanchez, Phi.	309	198	64.1	2418	7.83	14	4.5	72	11	3.6	88.4
Orton, Buf.	447	287	64.2	3018	6.75	18	4.0	84	10	2.2	87.8
Kaepernick, S.F.	478	289	60.5	3369	7.05	19	4.0	80t	10	2.1	86.4
Stafford, Det.	602	363	60.3	4257	7.07	22	3.7	73t	12	2.0	85.7
*Bridgewater, Min.	402	259	64.4	2919	7.26	14	3.5	87t	12	3.0	85.2
A. Davis, St.L	284	180	63.4	2001	7.05	12	4.2	59t	9	3.2	85.1
Hill, St.L	229	145	63.3	1657	7.24	8	3.5	63t	7	3.1	83.9
Dalton, Cin.	482	309	64.1	3398	7.05	19	3.9	81t	17	3.5	83.3
Newton, Car.	448	262	58.5	3127	6.98	18	4.0	51	12	2.7	82.1
Foles, Phi.	311	186	59.8	2163	6.95	13	4.2	68t	10	3.2	81.4
Stanton, Ariz	240	132	55.0	1711	7.13	7	2.9	49	5	2.1	78.7
G. Smith, NY-J	367	219	59.7	2525	6.88	13	3.5	74t	13	3.5	77.5
*Carr, Oak.	599	348	58.1	3270	5.46	21	3.5	77t	12	2.0	76.6
Hoyer, Cle.	438	242	55.3	3326	7.59	12	2.7	81t	13	3.0	76.5
McCown, T.B.	327	184	56.3	2206	6.75	11	3.4	56t	14	4.3	70.5
*Bortles, Jac.	475	280	58.9	2908	6.12	11	2.3	63t	17	3.6	69.5

**NFL / LEADING PASSERS, RANKS**

Player, Team	Att	Comp	Pct	Yds	Avg	TD	Pct	Long	Int	Pct	Rating
					Gain		TD			Int	Points
Romo, Dal.	23	16	1	14	1	4	1		8t	10	1
A. Rodgers, G.B.	14	14	9	7	2	3	2		2t	1	2
Roethlisberger, Pit.	4	3	3	1t	3	7	8		8t	4	3
Manning, Den.	8	4	6	4	5	2	3		27	17	4
Brady, N.E.	10	9	14	10	20	5t	5		8t	5	5
Brees, N.O.	1	1	2	1t	11	5t	9		29t	19	6
Luck, Ind.	3	6	23	3	7	1	4		28	20	7
C. Palmer, Ariz	33	33	21	35	15	29t	12		1	3	8
Fitzpatrick, Hou.	27	27	18	26	4	22	6		7	18	9
Wilson, Sea.	19	20	20	15	8	16	17		5t	6	10
Ryan, Atl.	2	2	7	5	12	10t	16		24t	14	11
Rivers, S.D.	11	7t	4	8	10	8	7		32t	25	12
A. Smith, K.C.	18	17	10	20	24	19t	24		4	2	13
Tannehill, Mia.	9	5	5	11	28	12t	14		16t	9	14
E. Manning, NY-G	6	7t	19	6	13	9	10		24t	16	15
Flacco, Bal.	13	13	22	12	17	12t	13		16t	13	16
Cutler, Chi.	12	10	8	13	29	10t	11		32t	27	17
Sanchez, Phi.	29	26	15	27	6	23t	15		15	31	18
Orton, Buf.	21	19	12	22	30	19t	20		12t	15	19
Kaepernick, S.F.	16	18	24	17	22	17t	22		12t	12	20
Stafford, Det.	5	11	25	9	19	14	25		16t	7	21
*Bridgewater, Min.	24	23	11	23	14	23t	29		16t	23	22
A. Davis, St.L	30	30	16	30	23	27t	18		8t	26	23
Hill, St.L	32	32	17	34	16	34t	28		5t	24	24
Dalton, Cin.	15	15	13	16	21	17t	23		29t	29	25
Newton, Car.	20	22	29	21	25	19t	21		16t	21	26
Foles, Phi.	28	28	26	29	26	25t	19		12t	28	27
Stanton, Ariz	31	34	33	31	18	36t	31		2t	11	28
G. Smith, NY-J	25	25	27	25	27	25t	26		22t	30	29
*Carr, Oak.	7	12	30	19	33	15	27		16t	8	30
Hoyer, Cle.	22	24	32	18	9	27t	32		22t	22	31
McCown, T.B.	26	29	31	28	31	29t	30		24t	33	32
*Bortles, Jac.	17	21	28	24	32	29t	33		29t	32	33

**WEEK 17 / THROUGH SUNDAY, DECEMBER 28, 2014**

**AFC / FOURTH-QUARTER PASSING LEADERS**

Rank	Player, Team	Att	Comp	Comp%	Yards	YPA	TD	TD%	Int	Int%	Rating
1)	Roethlisberger, Pit.	161	107	66.5	1430	8.88	11	6.8	1	0.6	114.7
2)	Orton, Buf.	128	79	61.7	1010	7.89	8	6.3	1	0.8	104.0
3)	Fitzpatrick, Hou.	77	52	67.5	689	8.95	4	5.2	2	2.6	102.1
4)	Flacco, Bal.	147	91	61.9	1165	7.93	7	4.8	1	0.7	99.7
5t)	Brady, N.E.	116	66	56.9	814	7.02	7	6.0	2	1.7	91.7
5t)	Luck, Ind.	126	74	58.7	909	7.21	9	7.1	4	3.2	91.7
7)	A. Smith, K.C.	134	83	61.9	857	6.40	6	4.5	2	1.5	89.1
8)	Dalton, Cin.	105	64	61.0	807	7.69	5	4.8	4	3.8	84.9
9)	Rivers, S.D.	153	95	62.1	1078	7.05	7	4.6	5	3.3	84.8
10)	*Carr, Oak.	167	95	56.9	931	5.57	10	6.0	4	2.4	82.7
<b>11)</b>	<b>Whitehurst, Ten.</b>	<b>59</b>	<b>31</b>	<b>52.5</b>	<b>427</b>	<b>7.24</b>	<b>1</b>	<b>1.7</b>	<b>0</b>	<b>0.0</b>	<b>81.7</b>
12)	Tannehill, Mia.	169	101	59.8	1075	6.36	5	3.0	3	1.8	80.9
13)	Manning, Den.	139	89	64.0	1023	7.36	5	3.6	6	4.3	80.1
14)	*Bortles, Jac.	154	99	64.3	1117	7.25	5	3.2	7	4.5	77.8
15)	G. Smith, NY-J	106	60	56.6	642	6.06	3	2.8	3	2.8	72.1
16)	Manuel, Buf.	43	22	51.2	291	6.77	1	2.3	1	2.3	71.0
17)	Vick, NY-J	43	25	58.1	199	4.63	0	0.0	0	0.0	69.8
18)	Hoyer, Cle.	123	69	56.1	961	7.81	6	4.9	9	7.3	67.2
<b>19)</b>	<b>Locker, Ten.</b>	<b>50</b>	<b>27</b>	<b>54.0</b>	<b>354</b>	<b>7.08</b>	<b>1</b>	<b>2.0</b>	<b>3</b>	<b>6.0</b>	<b>58.3</b>
<b>20)</b>	<b>*Mettenberger, Ten.</b>	<b>54</b>	<b>28</b>	<b>51.9</b>	<b>405</b>	<b>7.50</b>	<b>2</b>	<b>3.7</b>	<b>4</b>	<b>7.4</b>	<b>58.0</b>

**NFC / FOURTH-QUARTER PASSING LEADERS**

Rank	Player, Team	Att	Comp	Comp%	Yards	YPA	TD	TD%	Int	Int%	Rating
1)	C. Palmer, Ariz	50	34	68.0	401	8.02	4	8.0	0	0.0	118.8
2)	Newton, Car.	96	59	61.5	794	8.27	9	9.4	2	2.1	110.3
3)	Glennon, T.B.	70	42	60.0	525	7.50	5	7.1	0	0.0	107.1
4)	A. Rodgers, G.B.	96	64	66.7	769	8.01	7	7.3	2	2.1	106.6
5)	Brees, N.O.	184	123	66.8	1297	7.05	11	6.0	3	1.6	100.3
6)	Romo, Dal.	89	61	68.5	656	7.37	6	6.7	3	3.4	98.3
7)	Wilson, Sea.	101	60	59.4	721	7.14	7	6.9	2	2.0	96.2
8)	*Bridgewater, Min.	118	79	66.9	917	7.77	2	1.7	1	0.8	92.4
9)	E. Manning, NY-G	169	102	60.4	1133	6.70	8	4.7	4	2.4	86.2
10)	Sanchez, Phi.	74	50	67.6	566	7.65	4	5.4	4	5.4	85.8
11)	Ryan, Atl.	178	110	61.8	1175	6.60	7	3.9	4	2.2	84.8
12)	Stanton, Ariz	56	30	53.6	427	7.63	2	3.6	1	1.8	83.0
13)	Cutler, Chi.	145	89	61.4	908	6.26	8	5.5	6	4.1	80.5
14)	McCown, T.B.	107	64	59.8	793	7.41	5	4.7	5	4.7	78.9
15)	Foles, Phi.	64	32	50.0	496	7.75	3	4.7	2	3.1	78.6
16)	Stafford, Det.	154	83	53.9	961	6.24	6	3.9	3	1.9	77.9
17)	Griffin III, Was.	67	46	68.7	391	5.84	0	0.0	2	3.0	71.2
18)	Hill, St.L	62	39	62.9	468	7.55	2	3.2	4	6.5	69.8
19)	A. Davis, St.L	123	71	57.7	809	6.58	4	3.3	6	4.9	68.1
20)	Cousins, Was.	49	29	59.2	413	8.43	3	6.1	5	10.2	67.3
21)	Kaepernick, S.F.	118	68	57.6	690	5.85	0	0.0	4	3.4	60.3

**WEEK 17 / THROUGH SUNDAY, DECEMBER 28, 2014**

**NFL / FOURTH-QUARTER PASSING LEADERS**

Rank	Player, Team	Att	Comp	Comp%	Yards	YPA	TD	TD%	Int	Int%	Rating
1)	C. Palmer, Ariz	50	34	68.0	401	8.02	4	8.0	0	0.0	118.8
2)	Roethlisberger, Pit.	161	107	66.5	1430	8.88	11	6.8	1	0.6	114.7
3)	Newton, Car.	96	59	61.5	794	8.27	9	9.4	2	2.1	110.3
4)	Glennon, T.B.	70	42	60.0	525	7.50	5	7.1	0	0.0	107.1
5)	A. Rodgers, G.B.	96	64	66.7	769	8.01	7	7.3	2	2.1	106.6
6)	Orton, Buf.	128	79	61.7	1010	7.89	8	6.3	1	0.8	104.0
7)	Fitzpatrick, Hou.	77	52	67.5	689	8.95	4	5.2	2	2.6	102.1
8)	Brees, N.O.	184	123	66.8	1297	7.05	11	6.0	3	1.6	100.3
9)	Flacco, Bal.	147	91	61.9	1165	7.93	7	4.8	1	0.7	99.7
10)	Romo, Dal.	89	61	68.5	656	7.37	6	6.7	3	3.4	98.3
11)	Wilson, Sea.	101	60	59.4	721	7.14	7	6.9	2	2.0	96.2
12)	*Bridgewater, Min.	118	79	66.9	917	7.77	2	1.7	1	0.8	92.4
13t)	Brady, N.E.	116	66	56.9	814	7.02	7	6.0	2	1.7	91.7
13t)	Luck, Ind.	126	74	58.7	909	7.21	9	7.1	4	3.2	91.7
15)	A. Smith, K.C.	134	83	61.9	857	6.40	6	4.5	2	1.5	89.1
16)	E. Manning, NY-G	169	102	60.4	1133	6.70	8	4.7	4	2.4	86.2
17)	Sanchez, Phi.	74	50	67.6	566	7.65	4	5.4	4	5.4	85.8
18)	Dalton, Cin.	105	64	61.0	807	7.69	5	4.8	4	3.8	84.9
19)	Ryan, Atl.	178	110	61.8	1175	6.60	7	3.9	4	2.2	84.8
20)	Rivers, S.D.	153	95	62.1	1078	7.05	7	4.6	5	3.3	84.8
21)	Stanton, Ariz	56	30	53.6	427	7.63	2	3.6	1	1.8	83.0
22)	*Carr, Oak.	167	95	56.9	931	5.57	10	6.0	4	2.4	82.7
23)	<b>Whitehurst, Ten.</b>	<b>59</b>	<b>31</b>	<b>52.5</b>	<b>427</b>	<b>7.24</b>	<b>1</b>	<b>1.7</b>	<b>0</b>	<b>0.0</b>	<b>81.7</b>
24)	Tannehill, Mia.	169	101	59.8	1075	6.36	5	3.0	3	1.8	80.9
25)	Cutler, Chi.	145	89	61.4	908	6.26	8	5.5	6	4.1	80.5
26)	Manning, Den.	139	89	64.0	1023	7.36	5	3.6	6	4.3	80.1
27)	McCown, T.B.	107	64	59.8	793	7.41	5	4.7	5	4.7	78.9
28)	Foles, Phi.	64	32	50.0	496	7.75	3	4.7	2	3.1	78.6
29)	Stafford, Det.	154	83	53.9	961	6.24	6	3.9	3	1.9	77.9
30)	*Bortles, Jac.	154	99	64.3	1117	7.25	5	3.2	7	4.5	77.8
31)	G. Smith, NY-J	106	60	56.6	642	6.06	3	2.8	3	2.8	72.1
32)	Griffin III, Was.	67	46	68.7	391	5.84	0	0.0	2	3.0	71.2
33)	Manuel, Buf.	43	22	51.2	291	6.77	1	2.3	1	2.3	71.0
34)	Hill, St.L	62	39	62.9	468	7.55	2	3.2	4	6.5	69.8
35)	Vick, NY-J	43	25	58.1	199	4.63	0	0.0	0	0.0	69.8
36)	A. Davis, St.L	123	71	57.7	809	6.58	4	3.3	6	4.9	68.1
37)	Cousins, Was.	49	29	59.2	413	8.43	3	6.1	5	10.2	67.3
38)	Hoyer, Cle.	123	69	56.1	961	7.81	6	4.9	9	7.3	67.2
39)	Kaepernick, S.F.	118	68	57.6	690	5.85	0	0.0	4	3.4	60.3
40)	Locker, Ten.	50	27	54.0	354	7.08	1	2.0	3	6.0	58.3
41)	<b>*Mettenberger, Ten.</b>	<b>54</b>	<b>28</b>	<b>51.9</b>	<b>405</b>	<b>7.50</b>	<b>2</b>	<b>3.7</b>	<b>4</b>	<b>7.4</b>	<b>58.0</b>



**WEEK 17 / THROUGH SUNDAY, DECEMBER 28, 2014**

**AFC / THIRD-DOWN PASSING LEADERS**

Rank	Player, Team	Att	Comp	Comp%	Yards	YPA	TD	TD%	Int	Int%	Rating
1)	Luck, Ind.	151	85	56.3	1327	8.79	16	10.6	3	2.0	112.7
2)	Manning, Den.	158	100	63.3	1254	7.94	15	9.5	3	1.9	111.6
3)	Roethlisberger, Pit.	152	98	64.5	1314	8.64	9	5.9	2	1.3	106.1
4)	Rivers, S.D.	159	101	63.5	1381	8.69	13	8.2	5	3.1	105.4
5)	A. Smith, K.C.	126	84	66.7	976	7.75	6	4.8	2	1.6	99.2
6)	Brady, N.E.	145	88	60.7	1041	7.18	10	6.9	3	2.1	96.9
7)	Flacco, Bal.	145	86	59.3	1110	7.66	13	9.0	6	4.1	96.0
8)	G. Smith, NY-J	115	63	54.8	917	7.97	8	7.0	4	3.5	89.7
9)	Fitzpatrick, Hou.	94	57	60.6	662	7.04	3	3.2	2	2.1	83.7
10)	Orton, Buf.	122	75	61.5	943	7.73	3	2.5	4	3.3	80.1
11)	Dalton, Cin.	145	95	65.5	1084	7.48	4	2.8	6	4.1	79.8
12)	Tannehill, Mia.	148	84	56.8	883	5.97	5	3.4	3	2.0	77.1
13)	*Carr, Oak.	193	104	53.9	1180	6.11	11	5.7	7	3.6	76.3
14)	Hoyer, Cle.	139	70	50.4	874	6.29	3	2.2	3	2.2	68.5
15)	*Bortles, Jac.	126	69	54.8	744	5.90	2	1.6	4	3.2	64.4

**NFC / THIRD-DOWN PASSING LEADERS**

Rank	Player, Team	Att	Comp	Comp%	Yards	YPA	TD	TD%	Int	Int%	Rating
1)	A. Rodgers, G.B.	134	81	60.4	1228	9.16	15	11.2	2	1.5	121.7
2)	Romo, Dal.	126	85	67.5	1097	8.71	11	8.7	2	1.6	117.1
3)	E. Manning, NY-G	184	117	63.6	1492	8.11	10	5.4	5	2.7	95.7
4)	*Bridgewater, Min.	108	74	68.5	914	8.46	4	3.7	3	2.8	95.2
5)	Ryan, Atl.	159	92	57.9	1342	8.44	7	4.4	2	1.3	94.9
6)	Stafford, Det.	174	100	57.5	1430	8.22	10	5.7	5	2.9	91.4
7)	Kaepernick, S.F.	136	84	61.8	1146	8.43	7	5.1	5	3.7	90.5
8)	Cutler, Chi.	142	85	59.9	1007	7.09	10	7.0	7	4.9	84.4
9)	Sanchez, Phi.	94	55	58.5	763	8.12	6	6.4	5	5.3	83.8
10)	Brees, N.O.	163	104	63.8	1297	7.96	10	6.1	10	6.1	83.3
11)	Wilson, Sea.	128	78	60.9	985	7.70	2	1.6	4	3.1	77.1
12)	McCown, T.B.	92	51	55.4	612	6.65	4	4.3	4	4.3	72.4
13)	Foles, Phi.	83	45	54.2	528	6.36	2	2.4	2	2.4	71.8
14)	Newton, Car.	122	69	56.6	829	6.80	5	4.1	6	4.9	70.7

**NFL / THIRD-DOWN PASSING LEADERS**

Rank	Player, Team	Att	Comp	Comp%	Yards	YPA	TD	TD%	Int	Int%	Rating
1)	A. Rodgers, G.B.	134	81	60.4	1228	9.16	15	11.2	2	1.5	121.7
2)	Romo, Dal.	126	85	67.5	1097	8.71	11	8.7	2	1.6	117.1
3)	Luck, Ind.	151	85	56.3	1327	8.79	16	10.6	3	2.0	112.7
4)	Manning, Den.	158	100	63.3	1254	7.94	15	9.5	3	1.9	111.6
5)	Roethlisberger, Pit.	152	98	64.5	1314	8.64	9	5.9	2	1.3	106.1
6)	Rivers, S.D.	159	101	63.5	1381	8.69	13	8.2	5	3.1	105.4
7)	A. Smith, K.C.	126	84	66.7	976	7.75	6	4.8	2	1.6	99.2
8)	Brady, N.E.	145	88	60.7	1041	7.18	10	6.9	3	2.1	96.9
9)	Flacco, Bal.	145	86	59.3	1110	7.66	13	9.0	6	4.1	96.0
10)	E. Manning, NY-G	184	117	63.6	1492	8.11	10	5.4	5	2.7	95.7
11)	*Bridgewater, Min.	108	74	68.5	914	8.46	4	3.7	3	2.8	95.2
12)	Ryan, Atl.	159	92	57.9	1342	8.44	7	4.4	2	1.3	94.9
13)	Stafford, Det.	174	100	57.5	1430	8.22	10	5.7	5	2.9	91.4
14)	Kaepernick, S.F.	136	84	61.8	1146	8.43	7	5.1	5	3.7	90.5
15)	G. Smith, NY-J	115	63	54.8	917	7.97	8	7.0	4	3.5	89.7
16)	Cutler, Chi.	142	85	59.9	1007	7.09	10	7.0	7	4.9	84.4
17)	Sanchez, Phi.	94	55	58.5	763	8.12	6	6.4	5	5.3	83.8
18)	Fitzpatrick, Hou.	94	57	60.6	662	7.04	3	3.2	2	2.1	83.7
19)	Brees, N.O.	163	104	63.8	1297	7.96	10	6.1	10	6.1	83.3
20)	Orton, Buf.	122	75	61.5	943	7.73	3	2.5	4	3.3	80.1
21)	Dalton, Cin.	145	95	65.5	1084	7.48	4	2.8	6	4.1	79.8
22)	Wilson, Sea.	128	78	60.9	985	7.70	2	1.6	4	3.1	77.1
23)	Tannehill, Mia.	148	84	56.8	883	5.97	5	3.4	3	2.0	77.1
24)	*Carr, Oak.	193	104	53.9	1180	6.11	11	5.7	7	3.6	76.3
25)	McCown, T.B.	92	51	55.4	612	6.65	4	4.3	4	4.3	72.4
26)	Foles, Phi.	83	45	54.2	528	6.36	2	2.4	2	2.4	71.8
27)	Newton, Car.	122	69	56.6	829	6.80	5	4.1	6	4.9	70.7
28)	Hoyer, Cle.	139	70	50.4	874	6.29	3	2.2	3	2.2	68.5
29)	*Bortles, Jac.	126	69	54.8	744	5.90	2	1.6	4	3.2	64.4

## WEEK 17 / THROUGH SUNDAY, DECEMBER 28, 2014

AFC / LEADING RUSHERS

Rank	Player, Team	Att	Yards	Avg	Long	TD
1)	Bell, Pit.	290	1361	4.7	81	8
2)	Forsett, Bal.	235	1266	5.4	52	8
3)	Foster, Hou.	260	1246	4.8	51	8
4)	*Hill, Cin.	222	1124	5.1	85t	9
5)	Miller, Mia.	216	1099	5.1	97t	8
6)	Charles, K.C.	206	1033	5.0	63t	9
7)	Anderson, Den.	179	849	4.7	27	8
8)	Ivory, NY-J	198	821	4.1	71t	6
9)	Bernard, Cin.	198	680	4.0	89t	5
10)	*West, Cle.	171	673	3.9	36	4
11)	C. Johnson, NY-J	155	663	4.3	47	1
12)	*Crowell, Cle.	148	607	4.1	35	8
13t)	*Oliver, S.D.	160	582	3.6	52	3
13t)	D. Robinson, Jac.	135	582	4.3	41	4
15)	*Sankey, Ten.	152	569	3.7	22	2
16)	Blount, Pit.-N.E.	125	547	4.4	50	5
17)	McFadden, Oak.	155	534	3.4	25	2
18)	*Blue, Hou.	169	528	3.1	46	2
19)	Jackson, Buf.	141	525	3.7	38	2
20)	Richardson, Ind.	159	519	3.3	27	3
21)	K. Davis, K.C.	134	463	3.5	48	6
22)	Hillman, Den.	106	434	4.1	37t	3
23)	Dixon, Buf.	105	432	4.1	47	2
24)	Bradshaw, Ind.	90	425	4.7	29	2
25)	Murray, Oak.	82	424	5.2	90t	2
26)	*Bortles, Jac. (QB)	56	419	7.5	34	0
27)	Gray, N.E.	89	412	4.6	20	5
28)	<b>Greene, Ten.</b>	<b>94</b>	<b>392</b>	<b>4.2</b>	<b>52</b>	<b>2</b>
29)	Vereen, N.E.	96	391	4.1	19	2
30)	Pierce, Bal.	93	366	3.9	28	2
31)	Herron, Ind.	78	351	4.5	49t	1
32)	Ridley, N.E.	94	340	3.6	43	2
33)	Ry. Mathews, S.D.	74	330	4.5	32t	3
34)	Gerhart, Jac.	101	326	3.2	23	2
35)	Tannehill, Mia. (QB)	56	311	5.6	40	1
36)	Spiller, Buf.	78	300	3.8	53	0
37)	*Taliaferro, Bal.	68	292	4.3	31	4
38)	Luck, Ind. (QB)	64	273	4.3	20	3
39)	*J. Thompson, Den.	54	272	5.0	47	3
40)	A. Smith, K.C. (QB)	49	254	5.2	25	1
41)	G. Smith, NY-J (QB)	59	238	4.0	18	1
42)	D. Brown, S.D.	85	223	2.6	16	0
43)	Harvin, Sea.-NY-J (WR)	33	202	6.1	51t	1
44)	Todman, Jac.	32	186	5.8	62t	1
45)	Fitzpatrick, Hou. (QB)	50	184	3.7	16	2
46)	Ball, Den.	55	172	3.1	23	1
47)	Dalton, Cin. (QB)	60	169	2.8	20t	4
48)	Dan. Thomas, Mia.	44	168	3.8	15	2
49t)	Grimes, Hou.	39	153	3.9	11	0
49t)	Vick, NY-J (QB)	26	153	5.9	24	0

NFL / LEADING RUSHERS

Rank	Player, Team	Att	Yards	Avg	Long	TD
1)	Murray, Dal.	392	1845	4.7	51	13
2)	Bell, Pit.	290	1361	4.7	81	8
3)	McCoy, Phi.	312	1319	4.2	53	5
4)	Lynch, Sea.	280	1306	4.7	79t	13
5)	Forsett, Bal.	235	1266	5.4	52	8
6)	Foster, Hou.	260	1246	4.8	51	8
7)	Lacy, G.B.	246	1139	4.6	44t	9
8)	*Hill, Cin.	222	1124	5.1	85t	9
9)	Gore, S.F.	255	1106	4.3	52t	4
10)	Miller, Mia.	216	1099	5.1	97t	8
11)	Morris, Was.	265	1074	4.1	30	8
12)	Forte, Chi.	266	1038	3.9	32	6
13)	Charles, K.C.	206	1033	5.0	63t	9
14)	Ingram, N.O.	226	964	4.3	31	9
15)	Bell, Det.	223	860	3.9	57	7
16t)	Anderson, Den.	179	849	4.7	27	8
16t)	Wilson, Sea. (QB)	118	849	7.2	55	6
18)	Ivory, NY-J	198	821	4.1	71t	6
19)	Stewart, Car.	175	809	4.6	69t	3
20)	*Mason, St.L	179	765	4.3	89t	4
21)	*A. Williams, NY-G	217	721	3.3	50t	7
22)	S. Jackson, Atl.	190	707	3.7	55	6
23)	Bernard, Cin.	168	680	4.0	89t	5
24)	*West, Cle.	171	673	3.9	36	4
25)	C. Johnson, NY-J	155	663	4.3	47	1

NFC / LEADING RUSHERS

Rank	Player, Team	Att	Yards	Avg	Long	TD
1)	Murray, Dal.	392	1845	4.7	51	13
2)	McCoy, Phi.	312	1319	4.2	53	5
3)	Lynch, Sea.	280	1306	4.7	79t	13
4)	Lacy, G.B.	246	1139	4.6	44t	9
5)	Gore, S.F.	255	1106	4.3	52t	4
6)	Morris, Was.	265	1074	4.1	30	8
7)	Forte, Chi.	266	1038	3.9	32	6
8)	Ingram, N.O.	226	964	4.3	31	9
9)	Bell, Det.	223	860	3.9	57	7
10)	Wilson, Sea. (QB)	118	849	7.2	55	6
11)	Stewart, Car.	175	809	4.6	69t	3
12)	*Mason, St.L	179	765	4.3	89t	4
13)	*A. Williams, NY-G	217	721	3.3	50t	7
14)	S. Jackson, Atl.	190	707	3.7	55	6
15)	Ellington, Ariz	201	660	3.3	22	3
16t)	Jennings, NY-G	167	639	3.8	18	4
16t)	Kaepernick, S.F. (QB)	104	639	6.1	90t	1
18)	Asiata, Min.	164	570	3.5	19	9
19)	Newton, Car. (QB)	103	539	5.2	22	5
20)	*McKinnon, Min.	113	538	4.8	55	0
21)	Martin, T.B.	134	494	3.7	63	2
22)	Rainey, T.B.	94	406	4.3	31	1
23)	Tate, Cle.-Min.	119	371	3.1	25	4
24)	K. Robinson, N.O.	76	362	4.8	62	3
25)	Randle, Dal.	51	343	6.7	65t	3
26t)	*Hyde, S.F.	83	333	4.0	28	4
26t)	Starks, G.B.	85	333	3.9	41	2
28)	Sproles, Phi.	57	329	5.8	49t	6
29)	Turbin, Sea.	74	310	4.2	17	0
30)	Bush, Det.	76	297	3.9	26t	2
31)	Stacy, St.L	76	293	3.9	16	1
32)	A. Rodgers, G.B. (QB)	43	269	6.3	19	2
33)	*Freeman, Atl.	65	248	3.8	31t	1
34t)	B. Cunningham, St.L	66	246	3.7	20	3
34t)	K. Williams, Ariz	53	246	4.6	19	0
36)	Austin, St.L (WR)	36	224	6.2	19	2
37)	Thomas, N.O.	45	222	4.9	27t	2
38)	D. Williams, Car.	62	219	3.5	17	0
39)	Rodgers, Atl.	58	217	3.7	17t	1
40)	Helu, Was.	40	216	5.4	18	1
41)	*Bridgewater, Min. (QB)	47	209	4.4	16	1
42)	Taylor, Ariz	63	208	3.3	21	1
43)	Cutler, Chi. (QB)	39	191	4.9	25	2
44)	*Sims, T.B.	66	185	2.8	20	1
45)	Griffin III, Was. (QB)	38	176	4.6	23	1
46)	Michael, Sea.	34	175	5.1	45	0
47)	Polk, Phi.	46	172	3.7	22	4
48)	*Carey, Chi.	36	158	4.4	15	0
49t)	Ryan, Atl. (QB)	29	145	5.0	15	0
49t)	Whittaker, Car.	32	145	4.5	17	1

26)	Ellington, Ariz	201	660	3.3	22	3
27t)	Jennings, NY-G	167	639	3.8	18	4
27t)	Kaepernick, S.F. (QB)	104	639	6.1	90t	1
29)	*Crowell, Cle.	148	607	4.1	35	8
30t)	*Oliver, S.D.	160	582	3.6	52	3
30t)	D. Robinson, Jac.	135	582	4.3	41	4
32)	Asiata, Min.	164	570	3.5	19	9
33)	<b>*Sankey, Ten.</b>	<b>152</b>	<b>569</b>	<b>3.7</b>	<b>22</b>	<b>2</b>
34)	Blount, Pit.-N.E.	125	547	4.4	50	5
35)	Newton, Car. (QB)	103	539	5.2	22	5
36)	*McKinnon, Min.	113	538	4.8	55	0
37)	McFadden, Oak.	155	534	3.4	25	2
38)	*Blue, Hou.	169	528	3.1	46	2
39)	Jackson, Buf.	141	525	3.7	38	2
40)	Richardson, Ind.	159	519	3.3	27	3
41)	Martin, T.B.	134	494	3.7	63	2
42)	K. Davis, K.C.	134	463	3.5	48	6
43)	Hillman, Den.	106	434	4.1	37t	3
44)	Dixon, Buf.	105	432	4.1	47	2
45)	Bradshaw, Ind.	90	425	4.7	29	2
46)	Murray, Oak.	82	424	5.2	90t	2
47)	*Bortles, Jac. (QB)	56	419	7.5	34	0
48)	Gray, N.E.	89	412	4.6	20	5
49)	Rainey, T.B.	94	406	4.3	31	1
50)	Greene, Ten.	94	392	4.2	52	2

**WEEK 17 / THROUGH SUNDAY, DECEMBER 28, 2014**

**AFC / THIRD-AND-ONE RUSHING LEADERS**

Rank	Player, Team	Att	FD	Pct
1t)	Ry. Mathews, S.D.	5	5	100.0
1t)	Richardson, Ind.	5	5	100.0
1t)	Bradshaw, Ind.	4	4	100.0
<b>1t)</b>	<b>Greene, Ten.</b>	<b>4</b>	<b>4</b>	<b>100.0</b>
1t)	Harvin, Sea.-NY-J	4	4	100.0
6)	*Blue, Hou.	7	6	85.7
7)	*J. Thompson, Den.	6	5	83.3
8t)	Bell, Pit.	11	9	81.8
8t)	Dalton, Cin.	11	9	81.8
8t)	Ivory, NY-J	11	9	81.8
8t)	Miller, Mia.	11	9	81.8
12t)	Flacco, Bal.	10	8	80.0
12t)	Dixon, Buf.	5	4	80.0
12t)	Hoyer, Cle.	5	4	80.0
15)	Anderson, Den.	9	7	77.8
16)	Charles, K.C.	8	6	75.0
17)	Gerhart, Jac.	7	5	71.4
18)	Jackson, Buf.	10	7	70.0
19)	Blount, Pit.-N.E.	12	8	66.7
20t)	Foster, Hou.	9	5	55.6
20t)	*Hill, Cin.	9	5	55.6

**NFC / THIRD-AND-ONE RUSHING LEADERS**

Rank	Player, Team	Att	FD	Pct
1t)	Martin, T.B.	5	5	100.0
1t)	Bell, Det.	4	4	100.0
1t)	Rodgers, Atl.	4	4	100.0
4)	Lynch, Sea.	13	12	92.3
5)	Newton, Car.	11	10	90.9
6)	*A. Williams, NY-G	7	6	85.7
7t)	Collins, Det.	6	5	83.3
7t)	Jennings, NY-G	6	5	83.3
9)	Johnson, N.O.	5	4	80.0
10)	S. Jackson, Atl.	9	7	77.8
11)	Murray, Dal.	19	14	73.7
12)	Asiata, Min.	11	8	72.7
13t)	Forte, Chi.	14	10	71.4
13t)	Lacy, G.B.	7	5	71.4
15)	Gore, S.F.	10	6	60.0
16t)	Kaepernick, S.F.	7	4	57.1
16t)	McCoy, Phi.	7	4	57.1

**NFL / THIRD-AND-ONE RUSHING LEADERS**

Rank	Player, Team	Att	FD	Pct
1t)	Martin, T.B.	5	5	100.0
1t)	Ry. Mathews, S.D.	5	5	100.0
1t)	Richardson, Ind.	5	5	100.0
1t)	Bell, Det.	4	4	100.0
1t)	Bradshaw, Ind.	4	4	100.0
<b>1t)</b>	<b>Greene, Ten.</b>	<b>4</b>	<b>4</b>	<b>100.0</b>
1t)	Harvin, Sea.-NY-J	4	4	100.0
1t)	Rodgers, Atl.	4	4	100.0
9)	Lynch, Sea.	13	12	92.3
10)	Newton, Car.	11	10	90.9
11t)	*Blue, Hou.	7	6	85.7
11t)	*A. Williams, NY-G	7	6	85.7
13t)	Collins, Det.	6	5	83.3
13t)	Jennings, NY-G	6	5	83.3
13t)	*J. Thompson, Den.	6	5	83.3
16t)	Bell, Pit.	11	9	81.8
16t)	Dalton, Cin.	11	9	81.8
16t)	Ivory, NY-J	11	9	81.8
16t)	Miller, Mia.	11	9	81.8
20t)	Flacco, Bal.	10	8	80.0
20t)	Dixon, Buf.	5	4	80.0
20t)	Hoyer, Cle.	5	4	80.0
20t)	Johnson, N.O.	5	4	80.0
24t)	Anderson, Den.	9	7	77.8
24t)	S. Jackson, Atl.	9	7	77.8
26)	Charles, K.C.	8	6	75.0
27)	Murray, Dal.	19	14	73.7
28)	Asiata, Min.	11	8	72.7
29t)	Forte, Chi.	14	10	71.4
29t)	Gerhart, Jac.	7	5	71.4
29t)	Lacy, G.B.	7	5	71.4
32)	Jackson, Buf.	10	7	70.0
33)	Blount, Pit.-N.E.	12	8	66.7
34)	Gore, S.F.	10	6	60.0
35t)	Kaepernick, S.F.	7	4	57.1
35t)	McCoy, Phi.	7	4	57.1
37t)	Foster, Hou.	9	5	55.6
37t)	*Hill, Cin.	9	5	55.6

AFC / LEADERS IN RECEPTIONS

Rank	Player, Team	Rec	Yards	Avg	Long	TD
1)	A. Brown, Pit.	129	1698	13.2	63t	13
2)	D. Thomas, Den.	111	1619	14.6	86t	11
3)	Sanders, Den.	101	1404	13.9	48	9
4)	Edelman, N.E.	92	972	10.6	69t	4
5)	A. Johnson, Hou.	85	936	11.0	35	3
6)	*Landry, Mia.	84	758	9.0	25	5
7)	Bell, Pit. (RB)	83	854	10.3	48	3
8t)	Hilton, Ind.	82	1345	16.4	73t	7
8t)	Gronkowski, N.E. (TE)	82	1124	13.7	46t	12
10)	S. Smith, Bal.	79	1065	13.5	80t	6
11)	K. Allen, S.D.	77	783	10.2	35	4
12)	Hopkins, Hou.	76	1210	15.9	76t	6
13t)	Decker, NY-J	74	962	13.0	74t	5
13t)	LaFell, N.E.	74	953	12.9	56t	7
15)	J. Jones, Oak.	73	666	9.1	42	6
16t)	Green, Cin.	69	1041	15.1	81t	6
16t)	Gates, S.D. (TE)	69	821	11.9	34	12
18t)	Kelce, K.C. (TE)	67	862	12.9	34	5
18t)	M. Wallace, Mia.	67	862	12.9	50	10
20t)	Miller, Pit. (TE)	66	761	11.5	49	3
20t)	Jackson, Buf. (RB)	66	501	7.6	34	1
22t)	*Watkins, Buf.	65	982	15.1	84	6
22t)	Woods, Buf.	65	699	10.8	37	5
24)	Wayne, Ind.	64	779	12.2	80	2
<b>25t) Walker, Ten. (TE)</b>	<b>63</b>	<b>890</b>	<b>14.1</b>	<b>68</b>	<b>4</b>	
25t)	Hawkins, Cle.	63	824	13.1	65	2
27t)	Royal, S.D.	62	778	12.5	47t	7
27t)	Gresham, Cin. (TE)	62	460	7.4	23	5
29)	Bowe, K.C.	60	754	12.6	37	0
30t)	Clay, Mia. (TE)	58	605	10.4	41	3
30t)	Rivera, Oak. (TE)	58	534	9.2	33	4
32)	Wright, Ten.	57	715	12.5	48	6
33)	Sanu, Cin.	56	790	14.1	76t	5
34t)	Wheaton, Pit.	53	644	12.2	47t	2
34t)	Shorts, Jac.	53	557	10.5	53	1
36t)	Floyd, S.D.	52	856	16.5	59	6
36t)	Vereen, N.E. (RB)	52	447	8.6	49t	3
38t)	Fleener, Ind. (TE)	51	774	15.2	73t	8
38t)	*Hurns, Jac.	51	677	13.3	63t	6
38t)	Harvin, Sea.-NY-J	51	483	9.5	45	1
41t)	T. Smith, Bal.	49	767	15.7	53	11
41t)	Welker, Den.	49	464	9.5	39t	2
43t)	*A. Robinson, Jac.	48	548	11.4	54	2
43t)	Daniels, Bal. (TE)	48	527	11.0	39	4
45t)	Holmes, Oak.	47	693	14.7	77t	4
45t)	Austin, Cle.	47	568	12.1	31	2
45t)	Chandler, Buf. (TE)	47	497	10.6	37	3
48)	Forsett, Bal. (RB)	44	263	6.0	26	0
49t)	J. Thomas, Den. (TE)	43	489	11.4	35t	12
49t)	Bernard, Cin. (RB)	43	349	8.1	46	2

NFL / LEADERS IN RECEPTIONS

Rank	Player, Team	Rec	Yards	Avg	Long	TD
1)	A. Brown, Pit.	129	1698	13.2	63t	13
2)	D. Thomas, Den.	111	1619	14.6	86t	11
3)	J. Jones, Atl.	104	1593	15.3	79	6
4)	Forte, Chi. (RB)	102	808	7.9	56	4
5)	Sanders, Den.	101	1404	13.9	48	9
6)	Tate, Det.	99	1331	13.4	73t	4
7)	Nelson, G.B.	98	1519	15.5	80t	13
8)	Edelman, N.E.	92	972	10.6	69t	4
9t)	*Beckham, NY-G	91	1305	14.3	80t	12
9t)	Cobb, G.B.	91	1287	14.1	70t	12
11)	Bennett, Chi. (TE)	90	916	10.2	37	6
12)	Bryant, Dal.	88	1320	15.0	68t	16
13t)	Maclin, Phi.	85	1318	15.5	72	10
13t)	Jeffery, Chi.	85	1133	13.3	74	10
13t)	A. Johnson, Hou.	85	936	11.0	35	3
13t)	J. Graham, N.O. (TE)	85	889	10.5	29	10
17t)	Olsen, Car. (TE)	84	1008	12.0	38	6
17t)	*Landry, Mia.	84	758	9.0	25	5
19t)	Boldin, S.F.	83	1062	12.8	76t	5
19t)	Bell, Pit. (RB)	83	854	10.3	48	3
21t)	Hilton, Ind.	82	1345	16.4	73t	7
21t)	Gronkowski, N.E. (TE)	82	1124	13.7	46t	12
23)	White, Atl.	80	921	11.5	39	7
24)	S. Smith, Bal.	79	1065	13.5	80t	6
25)	K. Allen, S.D.	77	783	10.2	35	4

NFC / LEADERS IN RECEPTIONS

Rank	Player, Team	Rec	Yards	Avg	Long	TD
1)	J. Jones, Atl.	104	1593	15.3	79	6
2)	Forte, Chi. (RB)	102	808	7.9	56	4
3)	Tate, Det.	99	1331	13.4	73t	4
4)	Nelson, G.B.	98	1519	15.5	80t	13
5t)	*Beckham, NY-G	91	1305	14.3	80t	12
5t)	Cobb, G.B.	91	1287	14.1	70t	12
7)	Bennett, Chi. (TE)	90	916	10.2	37	6
8)	Bryant, Dal.	88	1320	15.0	68t	16
9t)	Maclin, Phi.	85	1318	15.5	72	10
9t)	Jeffery, Chi.	85	1133	13.3	74	10
9t)	J. Graham, N.O. (TE)	85	889	10.5	29	10
12)	Olsen, Car. (TE)	84	1008	12.0	38	6
13)	Boldin, S.F.	83	1062	12.8	76t	5
14)	White, Atl.	80	921	11.5	39	7
15)	*Benjamin, Car.	73	1008	13.8	51	9
16t)	C. Johnson, Det.	71	1077	15.2	67t	8
16t)	Randle, NY-G	71	938	13.2	49	3
18)	Jackson, T.B.	70	1002	14.3	50	2
19t)	*Evans, T.B.	68	1051	15.5	56t	12
19t)	Garcon, Was.	68	752	11.1	70t	3
19t)	Crabtree, S.F.	68	698	10.3	51	4
22)	*J. Matthews, Phi.	67	872	13.0	44t	8
23)	Baldwin, Sea.	66	825	12.5	49	3
24)	Witten, Dal. (TE)	64	703	11.0	34	5
25t)	Stillis, N.O.	63	931	14.8	69t	3
25t)	Fitzgerald, Ariz	63	784	12.4	80t	2
25t)	Donnell, NY-G (TE)	63	623	9.9	32	6
28)	Marshall, Chi.	61	721	11.8	47	8
29t)	Colston, N.O.	59	902	15.3	57	5
29t)	Jennings, Min.	59	742	12.6	38	6
31)	Ertz, Phi. (TE)	58	702	12.1	35t	3
32)	Murray, Dal. (RB)	57	416	7.3	34	0
33)	D. Jackson, Was.	56	1169	20.9	81t	6
34)	Cooper, Phi.	55	577	10.5	50	3
35)	*Cooks, N.O.	53	550	10.4	50t	3
36)	Cook, St.L (TE)	52	634	12.2	59t	3
37)	Douglas, Atl.	51	556	10.9	41	2
38)	Reed, Was. (TE)	50	465	9.3	30	0
39t)	Britt, St.L	48	748	15.6	63t	3
39t)	*Joh. Brown, Ariz	48	696	14.5	75t	5
39t)	Cotchery, Car.	48	580	12.1	47	1
42)	Floyd, Ariz	47	841	17.9	63	6
43)	Ellington, Ariz (RB)	46	395	8.6	81t	2
44t)	Thomas, N.O. (RB)	45	378	8.4	39	1
44t)	B. Cunningham, St.L (RB)	45	352	7.8	19	1
46)	Asiata, Min. (RB)	44	312	7.1	41	1
47t)	Wright, Min.	42	588	14.0	87t	2
47t)	Helu, Was. (RB)	42	477	11.4	55	2
47t)	Lacy, G.B. (RB)	42	427	10.2	67	4
50t)	Sproles, Phi. (RB)	40	387	9.7	57	0
50t)	Bush, Det. (RB)	40	253	6.3	28	0

26)	Hopkins, Hou.	76	1210	15.9	76t	6
27t)	Decker, NY-J	74	962	13.0	74t	5
27t)	LaFell, N.E.	74	953	12.9	56t	7
29t)	*Benjamin, Car.	73	1008	13.8	51	9
29t)	J. Jones, Oak.	73	666	9.1	42	6
31t)	C. Johnson, Det.	71	1077	15.2	67t	8
31t)	Randle, NY-G	71	938	13.2	49	3
33)	Jackson, T.B.	70	1002	14.3	50	2
34t)	Green, Cin.	69	1041	15.1	81t	6
34t)	Gates, S.D. (TE)	69	821	11.9	34	12
36t)	*Evans, T.B.	68	1051	15.5	56t	12
36t)	Garcon, Was.	68	752	11.1	70t	3
36t)	Crabtree, S.F.	68	698	10.3	51	4
39t)	*J. Matthews, Phi.	67	872	13.0	44t	8
39t)	Kelce, K.C. (TE)	67	862	12.9	34	5
39t)	M. Wallace, Mia.	67	862	12.9	50	10
42t)	Baldwin, Sea.	66	825	12.5	49	3
42t)	Miller, Pit. (TE)	66	761	11.5	49	3
42t)	Jackson, Buf. (RB)	66	501	7.6	34	1
45t)	*Watkins, Buf.	65	982	15.1	84	6
45t)	Woods, Buf.	65	699	10.8	37	5
47t)	Wayne, Ind.	64	779	12.2	80	2
47t)	Witten, Dal. (TE)	64	703	11.0	34	5
49t)	Stillis, N.O.	63	931	14.8	69t	3
<b>49t) Walker, Ten. (TE)</b>	<b>63</b>	<b>890</b>	<b>14.1</b>	<b>68</b>	<b>4</b>	
49t)	Hawkins, Cle.	63	824	13.1	65	2
49t)	Fitzgerald, Ariz	63	784	12.4	80t	2
49t)	Donnell, NY-G (TE)	63	623	9.9	32	6



**AFC / RECEIVING YARDAGE LEADERS**

Rank	Player, Team	Yards	Rec	Avg	Long	TD
1)	A. Brown, Pit.	1698	129	13.2	63t	13
2)	D. Thomas, Den.	1619	111	14.6	86t	11
3)	Sanders, Den.	1404	101	13.9	48	9
4)	Hilton, Ind.	1345	82	16.4	73t	7
5)	Hopkins, Hou.	1210	76	15.9	76t	6
6)	Gronkowski, N.E. (TE)	1124	82	13.7	46t	12
7)	S. Smith, Bal.	1065	79	13.5	80t	6
8)	Green, Cin.	1041	69	15.1	81t	6
9)	*Watkins, Buf.	982	65	15.1	84	6
10)	Edelman, N.E.	972	92	10.6	69t	4
11)	Decker, NY-J	962	74	13.0	74t	5
12)	LaFell, N.E.	953	74	12.9	56t	7
13)	A. Johnson, Hou.	936	85	11.0	35	3
14)	Walker, Ten. (TE)	890	63	14.1	68	4
15t)	Kelce, K.C. (TE)	862	67	12.9	34	5
15t)	M. Wallace, Mia.	862	67	12.9	50	10
17)	Floyd, S.D.	856	52	16.5	59	6
18)	Bell, Pit. (RB)	854	83	10.3	48	3
19)	Hawkins, Cle.	824	63	13.1	65	2
20)	Gates, S.D. (TE)	821	69	11.9	34	12
21)	Sanu, Cin.	790	56	14.1	76t	5
22)	K. Allen, S.D.	783	77	10.2	35	4
23)	Wayne, Ind.	779	64	12.2	80	2
24)	Royal, S.D.	778	62	12.5	47t	7
25)	Fleener, Ind. (TE)	774	51	15.2	73t	8
26)	T. Smith, Bal.	767	49	15.7	53	11
27)	Miller, Pit. (TE)	761	66	11.5	49	3
28)	*Landry, Mia.	758	84	9.0	25	5
29)	Bowe, K.C.	754	60	12.6	37	0
30)	<b>Wright, Ten.</b>	<b>715</b>	<b>57</b>	<b>12.5</b>	<b>48</b>	<b>6</b>
31)	Woods, Buf.	699	65	10.8	37	5
32)	Holmes, Oak.	693	47	14.7	77t	4
33)	*Hurns, Jac.	677	51	13.3	63t	6
34)	J. Jones, Oak.	666	73	9.1	42	6
35)	<b>N. Washington, Ten.</b>	<b>647</b>	<b>40</b>	<b>16.2</b>	<b>80t</b>	<b>2</b>
36)	Wheaton, Pit.	644	53	12.2	47t	2
37)	*Gabriel, Cle.	621	36	17.3	70	1
38)	Clay, Mia. (TE)	605	58	10.4	41	3
39)	Austin, Cle.	568	47	12.1	31	2
40)	Shorts, Jac.	557	53	10.5	53	1
41)	*Bryant, Pit.	549	26	21.1	94t	8
42)	*A. Robinson, Jac.	548	48	11.4	54	2
43)	Rivera, Oak. (TE)	534	58	9.2	33	4
44)	Daniels, Bal. (TE)	527	48	11.0	39	4
45)	Jackson, Buf. (RB)	501	66	7.6	34	1
46)	Hunter, Ten.	498	28	17.8	75t	3
47)	Chandler, Buf. (TE)	497	47	10.6	37	3
48)	J. Thomas, Den. (TE)	489	43	11.4	35t	12
49)	Harvin, Sea.-NY-J	483	51	9.5	45	1
50)	Hartline, Mia.	474	39	12.2	35	2

**NFL / RECEIVING YARDAGE LEADERS**

Rank	Player, Team	Yards	Rec	Avg	Long	TD
1)	A. Brown, Pit.	1698	129	13.2	63t	13
2)	D. Thomas, Den.	1619	111	14.6	86t	11
3)	J. Jones, Atl.	1593	104	15.3	79	6
4)	Nelson, G.B.	1519	98	15.5	80t	13
5)	Sanders, Den.	1404	101	13.9	48	9
6)	Hilton, Ind.	1345	82	16.4	73t	7
7)	Tate, Det.	1331	99	13.4	73t	4
8)	Bryant, Dal.	1320	88	15.0	68t	16
9)	Maclin, Phi.	1318	85	15.5	72	10
10)	*Beckham, NY-G	1305	91	14.3	80t	12
11)	Cobb, G.B.	1287	91	14.1	70t	12
12)	Hopkins, Hou.	1210	76	15.9	76t	6
13)	D. Jackson, Was.	1169	56	20.9	81t	6
14)	Jeffery, Chi.	1133	85	13.3	74	10
15)	Gronkowski, N.E. (TE)	1124	82	13.7	46t	12
16)	C. Johnson, Det.	1077	71	15.2	67t	8
17)	S. Smith, Bal.	1065	79	13.5	80t	6
18)	Boldin, S.F.	1062	83	12.8	76t	5
19)	*Evans, T.B.	1051	68	15.5	56t	12
20)	Green, Cin.	1041	69	15.1	81t	6
21t)	*Benjamin, Car.	1008	73	13.8	51	9
21t)	Olsen, Car. (TE)	1008	84	12.0	38	6
23)	Jackson, T.B.	1002	70	14.3	50	2
24)	*Watkins, Buf.	982	65	15.1	84	6

**NFC / RECEIVING YARDAGE LEADERS**

Rank	Player, Team	Yards	Rec	Avg	Long	TD
1)	J. Jones, Atl.	1593	104	15.3	79	6
2)	Nelson, G.B.	1519	98	15.5	80t	13
3)	Tate, Det.	1331	99	13.4	73t	4
4)	Bryant, Dal.	1320	88	15.0	68t	16
5)	Maclin, Phi.	1318	85	15.5	72	10
6)	*Beckham, NY-G	1305	91	14.3	80t	12
7)	Cobb, G.B.	1287	91	14.1	70t	12
8)	D. Jackson, Was.	1169	56	20.9	81t	6
9)	Jeffery, Chi.	1133	85	13.3	74	10
10)	C. Johnson, Det.	1077	71	15.2	67t	8
11)	Boldin, S.F.	1062	83	12.8	76t	5
12)	*Evans, T.B.	1051	68	15.5	56t	12
13t)	*Benjamin, Car.	1008	73	13.8	51	9
13t)	Olsen, Car. (TE)	1008	84	12.0	38	6
15)	Jackson, T.B.	1002	70	14.3	50	2
16)	Randle, NY-G	938	71	13.2	49	3
17)	Stills, N.O.	931	63	14.8	69t	3
18)	White, Atl.	921	80	11.5	39	7
19)	Bennett, Chi. (TE)	916	90	10.2	37	6
20)	Colston, N.O.	902	59	15.3	57	5
21)	J. Graham, N.O. (TE)	889	85	10.5	29	10
22)	*J. Matthews, Phi.	872	67	13.0	44t	8
23)	Floyd, Ariz	841	47	17.9	63	6
24)	Baldwin, Sea.	825	66	12.5	49	3
25)	Forte, Chi. (RB)	808	102	7.9	56	4
26)	Fitzgerald, Ariz	784	63	12.4	80t	2
27)	Garcon, Was.	752	68	11.1	70t	3
28)	Britt, St.L	748	48	15.6	63t	3
29)	Jennings, Min.	742	59	12.6	38	6
30)	Marshall, Chi.	721	61	11.8	47	8
31)	Witten, Dal. (TE)	703	64	11.0	34	5
32)	Ertz, Phi. (TE)	702	58	12.1	35t	3
33)	Crabtree, S.F.	698	68	10.3	51	4
34)	*Joh. Brown, Ariz	696	48	14.5	75t	5
35)	Cook, St.L (TE)	634	52	12.2	59t	3
36)	Donnell, NY-G (TE)	623	63	9.9	32	6
37)	T. Williams, Dal.	621	37	16.8	51	8
38)	Wright, Min.	588	42	14.0	87t	2
39)	Cotchery, Car.	580	48	12.1	47	1
40)	Cooper, Phi.	577	55	10.5	50	3
41)	Douglas, Atl.	556	51	10.9	41	2
42)	*Cooks, N.O.	550	53	10.4	50t	3
43)	Kearse, Sea.	537	38	14.1	60	1
44)	Paul, Was. (TE)	507	39	13.0	50	1
45)	Hester, Atl.	504	38	13.3	46	2
46)	Helu, Was. (RB)	477	42	11.4	55	2
47)	Charles. Johnson, ALL tot	475	31	15.3	56t	2
48)	Reed, Was. (TE)	465	50	9.3	30	0
49)	Roberts, Was.	453	36	12.6	61	2
50)	*D. Adams, G.B.	446	38	11.7	45	3

25)	Edelman, N.E.	972	92	10.6	69t	4
26)	Decker, NY-J	962	74	13.0	74t	5
27)	LaFell, N.E.	953	74	12.9	56t	7
28)	Randle, NY-G	938	71	13.2	49	3
29)	A. Johnson, Hou.	936	85	11.0	35	3
30)	Stills, N.O.	931	63	14.8	69t	3
31)	White, Atl.	921	80	11.5	39	7
32)	Bennett, Chi. (TE)	916	90	10.2	37	6
33)	Colston, N.O.	902	59	15.3	57	5
34)	<b>Walker, Ten. (TE)</b>	<b>890</b>	<b>63</b>	<b>14.1</b>	<b>68</b>	<b>4</b>
35)	J. Graham, N.O. (TE)	889	85	10.5	29	10
36)	*J. Matthews, Phi.	872	67	13.0	44t	8
37t)	Kelce, K.C. (TE)	862	67	12.9	34	5
37t)	M. Wallace, Mia.	862	67	12.9	50	10
39)	Floyd, S.D.	856	52	16.5	59	6
40)	Bell, Pit. (RB)	854	83	10.3	48	3
41)	Floyd, Ariz	841	47	17.9	63	6
42)	Baldwin, Sea.	825	66	12.5	49	3
43)	Hawkins, Cle.	824	63	13.1	65	2
44)	Gates, S.D. (TE)	821	69	11.9	34	12
45)	Forte, Chi. (RB)	808	102	7.9	56	4
46)	Sanu, Cin.	790	56	14.1	76t	5
47)	Fitzgerald, Ariz	784	63	12.4	80t	2
48)	K. Allen, S.D.	783	77	10.2	35	4
49)	Wayne, Ind.	779	64	12.2	80	2
50)	Royal, S.D.	778	62	12.5	47t	7

**AFC / THIRD-DOWN RECEIVING LEADERS**

Rank	Player, Team	Rec	Yards	Avg	Long	TD
1)	A. Brown, Pit.	36	549	15.3	63t	4
2t)	D. Thomas, Den.	31	371	12.0	28	5
2t)	J. Jones, Oak.	31	256	8.3	29	1
4t)	Sanders, Den.	28	429	15.3	42t	4
4t)	Decker, NY-J	28	392	14.0	74t	5
6)	Rivera, Oak. (TE)	24	205	8.5	27	2
7t)	S. Smith, Bal.	23	420	18.3	80t	4
7t)	Hopkins, Hou.	23	391	17.0	56	2
9t)	Gronkowski, N.E. (TE)	22	347	15.8	46t	3
9t)	Royal, S.D.	22	308	14.0	43t	4
9t)	Edelman, N.E.	22	244	11.1	44	0
9t)	*Landry, Mia.	22	155	7.0	20	1
13t)	Gates, S.D. (TE)	21	312	14.9	34	6
13t)	Kelce, K.C. (TE)	21	237	11.3	24	4
15t)	Bell, Pit. (RB)	20	240	12.0	44	2
15t)	A. Johnson, Hou.	20	208	10.4	23	0
17t)	Chandler, Buf. (TE)	19	227	11.9	28	1
17t)	Hawkins, Cle.	19	223	11.7	40	0
17t)	K. Allen, S.D.	19	219	11.5	35	0
17t)	Hogan, Buf.	19	204	10.7	24	1
17t)	Gresham, Cin. (TE)	19	161	8.5	23	1
22t)	*Watkins, Buf.	18	333	18.5	84	1
22t)	Sanu, Cin.	18	310	17.2	76t	1
<b>22t)</b>	<b>Wright, Ten.</b>	<b>18</b>	<b>201</b>	<b>11.2</b>	<b>48</b>	<b>3</b>
22t)	Jackson, Buf. (RB)	18	144	8.0	28	0
<b>26t)</b>	<b>Walker, Ten. (TE)</b>	<b>17</b>	<b>279</b>	<b>16.4</b>	<b>61t</b>	<b>2</b>
26t)	Bowe, K.C.	17	222	13.1	22	0
26t)	*A. Robinson, Jac.	17	203	11.9	54	0
26t)	Austin, Cle.	17	196	11.5	25	1
30t)	Wayne, Ind.	16	229	14.3	40t	1
30t)	*Hurns, Jac.	16	192	12.0	44	0
30t)	LaFell, N.E.	16	183	11.4	27	2
30t)	Foster, Hou. (RB)	16	145	9.1	28	1
34t)	Floyd, S.D.	15	279	18.6	59	3
34t)	Harvin, Sea.-NY-J	15	171	11.4	45	1
36t)	*Moncrief, Ind.	14	314	22.4	79t	3
36t)	Hilton, Ind.	14	263	18.8	42t	1
36t)	T. Smith, Bal.	14	198	14.1	32t	5
36t)	J. Thomas, Den. (TE)	14	182	13.0	34	4
36t)	Green, Cin.	14	171	12.2	38	0
36t)	Woods, Buf.	14	156	11.1	32	1
36t)	Hartline, Mia.	14	136	9.7	33	2
36t)	L. Washington, Ten. (RB)	14	106	7.6	25	1
44t)	Wheaton, Pit.	13	178	13.7	40	0
44t)	Nicks, Ind.	13	142	10.9	27	3
44t)	M. Brown, Bal.	13	133	10.2	15	0
44t)	Welker, Den.	13	119	9.2	35	0
44t)	D. Johnson, Hou.	13	91	7.0	18	0
49t)	Bernard, Cin. (RB)	12	128	10.7	32	2
49t)	Charles, K.C. (RB)	12	97	8.1	30	0

**NFL / THIRD-DOWN RECEIVING LEADERS**

Rank	Player, Team	Rec	Yards	Avg	Long	TD
1)	A. Brown, Pit.	36	549	15.3	63t	4
2)	Tate, Det.	34	536	15.8	73t	3
3t)	D. Thomas, Den.	31	371	12.0	28	5
3t)	J. Jones, Oak.	31	256	8.3	29	1
5t)	Boldin, S.F.	30	444	14.8	76t	3
5t)	*Beckham, NY-G	30	412	13.7	80t	5
7t)	Nelson, G.B.	28	465	16.6	73t	5
7t)	Sanders, Den.	28	429	15.3	42t	4
7t)	J. Jones, Atl.	28	427	15.3	39	1
7t)	Decker, NY-J	28	392	14.0	74t	5
11t)	Cobb, G.B.	26	437	16.8	70t	6
11t)	Witten, Dal. (TE)	26	249	9.6	21	2
13)	Baldwin, Sea.	25	313	12.5	49	1
14t)	*J. Matthews, Phi.	24	359	15.0	36	3
14t)	*Benjamin, Car.	24	348	14.5	51	3
14t)	Bennett, Chi. (TE)	24	275	11.5	37	3
14t)	Rivera, Oak. (TE)	24	205	8.5	27	2
18t)	S. Smith, Bal.	23	420	18.3	80t	4
18t)	Hopkins, Hou.	23	391	17.0	56	2
18t)	White, Atl.	23	313	13.6	32	2
18t)	Ertz, Phi. (TE)	23	295	12.8	26	2
22t)	Gronkowski, N.E. (TE)	22	347	15.8	46t	3
22t)	Royal, S.D.	22	308	14.0	43t	4
22t)	Edelman, N.E.	22	244	11.1	44	0
22t)	J. Graham, N.O. (TE)	22	216	9.8	29	4
22t)	Crabtree, S.F.	22	207	9.4	25	2

**NFC / THIRD-DOWN RECEIVING LEADERS**

Rank	Player, Team	Rec	Yards	Avg	Long	TD
1)	Tate, Det.	34	536	15.8	73t	3
2t)	Boldin, S.F.	30	444	14.8	76t	3
2t)	*Beckham, NY-G	30	412	13.7	80t	5
4t)	Nelson, G.B.	28	465	16.6	73t	5
4t)	J. Jones, Atl.	28	427	15.3	39	1
6t)	Cobb, G.B.	26	437	16.8	70t	6
6t)	Witten, Dal. (TE)	26	249	9.6	21	2
8)	Baldwin, Sea.	25	313	12.5	49	1
9t)	*J. Matthews, Phi.	24	359	15.0	36	3
9t)	*Benjamin, Car.	24	348	14.5	51	3
9t)	Bennett, Chi. (TE)	24	275	11.5	37	3
12t)	White, Atl.	23	313	13.6	32	2
12t)	Ertz, Phi. (TE)	23	295	12.8	26	2
14t)	J. Graham, N.O. (TE)	22	216	9.8	29	4
14t)	Crabtree, S.F.	22	207	9.4	25	2
16t)	Stills, N.O.	21	361	17.2	69t	2
16t)	Fitzgerald, Ariz	21	349	16.6	80t	1
16t)	*Evans, T.B.	21	296	14.1	34	4
16t)	Jeffery, Chi.	21	278	13.2	31	3
16t)	Donnell, NY-G (TE)	21	235	11.2	30	1
16t)	Forte, Chi. (RB)	21	233	11.1	56	0
22t)	C. Johnson, Det.	20	356	17.8	67t	3
22t)	Parker, NY-G	20	274	13.7	42	1
22t)	Olsen, Car. (TE)	20	193	9.7	20	2
25t)	Jennings, Min.	19	245	12.9	38	2
25t)	B. Cunningham, St.L (RB)	19	141	7.4	19	1
27t)	Jackson, T.B.	18	273	15.2	40	2
27t)	Bryant, Dal.	18	272	15.1	44	3
27t)	Reed, Was. (TE)	18	132	7.3	17	0
30t)	Wright, Min.	17	332	19.5	87t	1
30t)	Hester, Atl.	17	254	14.9	36t	2
30t)	Roberts, Was.	17	229	13.5	61	0
30t)	Helu, Was. (RB)	17	157	9.2	31	0
34t)	*Joh. Brown, Ariz	16	304	19.0	75t	2
34t)	Maclin, Phi.	16	263	16.4	72	0
34t)	Cook, St.L (TE)	16	163	10.2	39	0
37t)	Randle, NY-G	15	253	16.9	36	2
37t)	Sproles, Phi. (RB)	15	139	9.3	24	0
37t)	Asiata, Min. (RB)	15	116	7.7	41	0
40)	Marshall, Chi.	14	207	14.8	47	5
41t)	Britt, St.L	13	216	16.6	43	1
41t)	Beasley, Dal.	13	164	12.6	45t	2
43t)	Floyd, Ariz	12	214	17.8	45	2
43t)	*Cooks, N.O.	12	161	13.4	40	0
43t)	Lynch, Sea. (RB)	12	115	9.6	30	1
43t)	Bush, Det. (RB)	12	78	6.5	15	0
47t)	Colston, N.O.	11	215	19.5	36t	1
47t)	Cooper, Phi.	11	158	14.4	50	2
47t)	Cotchery, Car.	11	143	13.0	30	0
47t)	*D. Adams, G.B.	11	133	12.1	45	1
47t)	Bell, Det. (RB)	11	107	9.7	21	0

22t)	*Landry, Mia.	22	155	7.0	20	1
28t)	Stills, N.O.	21	361	17.2	69t	2
28t)	Fitzgerald, Ariz	21	349	16.6	80t	1
28t)	Gates, S.D. (TE)	21	312	14.9	34	6
28t)	*Evans, T.B.	21	296	14.1	34	4
28t)	Jeffery, Chi.	21	278	13.2	31	3
28t)	Kelce, K.C. (TE)	21	237	11.3	24	4
28t)	Donnell, NY-G (TE)	21	235	11.2	30	1
28t)	Forte, Chi. (RB)	21	233	11.1	56	0
36t)	C. Johnson, Det.	20	356	17.8	67t	3
36t)	Parker, NY-G	20	274	13.7	42	1
36t)	Bell, Pit. (RB)	20	240	12.0	44	2
36t)	A. Johnson, Hou.	20	208	10.4	23	0
36t)	Olsen, Car. (TE)	20	193	9.7	20	2
41t)	Jennings, Min.	19	245	12.9	38	2
41t)	Chandler, Buf. (TE)	19	227	11.9	28	1
41t)	Hawkins, Cle.	19	223	11.7	40	0
41t)	K. Allen, S.D.	19	219	11.5	35	0
41t)	Hogan, Buf.	19	204	10.7	24	1
41t)	Gresham, Cin. (TE)	19	161	8.5	23	1
41t)	B. Cunningham, St.L (RB)	19	141	7.4	19	1
48t)	*Watkins, Buf.	18	333	18.5	84	1
48t)	Sanu, Cin.	18	310	17.2	76t	1
48t)	Jackson, T.B.	18	273	15.2	40	2
48t)	Bryant, Dal.	18	272	15.1	44	3
48t)	Wright, Ten.	18	201	11.2	48	3
48t)	Jackson, Buf. (RB)	18	144	8.0	28	0
48t)	Reed, Was. (TE)	18	132	7.3	17	0

## WEEK 17 / THROUGH SUNDAY, DECEMBER 28, 2014

## AFC / LEADING SCORERS, NONKICKERS

Rank	Player, Team	TD	Rush	Rec	Ret	X2	Pts
1)	A. Brown, Pit. (WR)	14	0	13	1	1	86
2)	Charles, K.C. (RB)	14	9	5	0	0	84
3)	Foster, Hou. (RB)	13	8	5	0	0	78
4t)	Gates, S.D. (TE)	12	0	12	0	0	72
4t)	Gronkowski, N.E. (TE)	12	0	12	0	0	72
4t)	J. Thomas, Den. (TE)	12	0	12	0	0	72
7)	D. Thomas, Den. (WR)	11	0	11	0	1	68
8t)	Bell, Pit. (RB)	11	8	3	0	0	66
8t)	T. Smith, Bal. (WR)	11	0	11	0	0	66
10t)	Anderson, Den. (RB)	10	8	2	0	0	60
10t)	M. Wallace, Mia. (WR)	10	0	10	0	0	60
12)	Sanders, Den. (WR)	9	0	9	0	1	56
13t)	*Hill, Cin. (RB)	9	9	0	0	0	54
13t)	Miller, Mia. (RB)	9	8	1	0	0	54
15)	Forsett, Bal. (RB)	8	8	0	0	1	50
16t)	Allen, Ind. (TE)	8	0	8	0	0	48
16t)	Bradshaw, Ind. (RB)	8	2	6	0	0	48
16t)	*Bryant, Pit. (WR)	8	0	8	0	0	48
16t)	*Crowell, Cle. (RB)	8	8	0	0	0	48
16t)	K. Davis, K.C. (RB)	8	6	1	1	0	48
16t)	Fleener, Ind. (TE)	8	0	8	0	0	48
22t)	Bernard, Cin. (RB)	7	5	2	0	0	42
22t)	Hilton, Ind. (WR)	7	0	7	0	0	42
22t)	Ivory, NY-J (RB)	7	6	1	0	0	42
22t)	LaFell, N.E. (WR)	7	0	7	0	0	42
22t)	Royal, S.D. (WR)	7	0	7	0	0	42
27t)	Floyd, S.D. (WR)	6	0	6	0	0	36
27t)	Green, Cin. (WR)	6	0	6	0	0	36
27t)	Hopkins, Hou. (WR)	6	0	6	0	0	36
27t)	*Hurns, Jac. (WR)	6	0	6	0	0	36
27t)	J. Jones, Oak. (WR)	6	0	6	0	0	36
27t)	Kelce, K.C. (TE)	6	0	5	1	0	36
27t)	S. Smith, Bal. (WR)	6	0	6	0	0	36
27t)	*Watkins, Buf. (WR)	6	0	6	0	0	36
27t)	Wright, Ten. (WR)	6	0	6	0	0	36
27t)	Wright, N.E. (TE)	6	0	6	0	0	36
37t)	Sanu, Cin. (WR)	5	0	5	0	1	32
37t)	Watt, Hou. (DE)	5	0	3	2	0	32
37t)	Woods, Buf. (WR)	5	0	5	0	1	32
40t)	Blount, Pit.-N.E. (RB)	5	5	0	0	0	30
40t)	Dalton, Cin. (QB)	5	4	1	0	0	30
40t)	Decker, NY-J (WR)	5	0	5	0	0	30
40t)	Edelman, N.E. (WR)	5	0	4	1	0	30
40t)	Gray, N.E. (RB)	5	5	0	0	0	30
40t)	Gresham, Cin. (TE)	5	0	5	0	0	30
40t)	*Landry, Mia. (WR)	5	0	5	0	0	30
40t)	Vereen, N.E. (RB)	5	2	3	0	0	30
40t)	*West, Cle. (RB)	5	4	1	0	0	30
49t)	Aiken, Bal. (WR)	4	0	3	1	0	24
49t)	K. Allen, S.D. (WR)	4	0	4	0	0	24
49t)	*Blue, Hou. (RB)	4	2	1	1	0	24
49t)	Daniels, Bal. (TE)	4	0	4	0	0	24
49t)	Fasano, K.C. (TE)	4	0	4	0	0	24
49t)	Hillman, Den. (RB)	4	3	1	0	0	24
49t)	Hogan, Buf. (WR)	4	0	4	0	0	24
49t)	Holmes, Oak. (WR)	4	0	4	0	0	24
49t)	Nicks, Ind. (WR)	4	0	4	0	0	24
49t)	*Oliver, S.D. (RB)	4	3	1	0	0	24
49t)	Rivera, Oak. (TE)	4	0	4	0	0	24
49t)	D. Robinson, Jac. (RB)	4	4	0	0	0	24
49t)	*Taliaferro, Bal. (RB)	4	4	0	0	0	24
49t)	Walker, Ten. (TE)	4	0	4	0	0	24

## NFC / LEADING SCORERS, NONKICKERS

Rank	Player, Team	TD	Rush	Rec	Ret	X2	Pts
1)	Lynch, Sea. (RB)	17	13	4	0	0	102
2)	Bryant, Dal. (WR)	16	0	16	0	0	96
3t)	Lacy, G.B. (RB)	13	9	4	0	0	78
3t)	Murray, Dal. (RB)	13	13	0	0	0	78
3t)	Nelson, G.B. (WR)	13	0	13	0	0	78
6)	Cobb, G.B. (WR)	12	0	12	0	1	74
7t)	*Beckham, NY-G (WR)	12	0	12	0	0	72
7t)	*Evans, T.B. (WR)	12	0	12	0	0	72
9t)	Asiata, Min. (RB)	10	9	1	0	2	64
9t)	Forte, Chi. (RB)	10	6	4	0	2	64
11t)	J. Graham, N.O. (TE)	10	0	10	0	0	60
11t)	Jeffery, Chi. (WR)	10	0	10	0	0	60
11t)	MacIin, Phi. (WR)	10	0	10	0	0	60
14t)	*Benjamin, Car. (WR)	9	0	9	0	0	54
14t)	Ingram, N.O. (RB)	9	9	0	0	0	54
16t)	Bell, Det. (RB)	8	7	1	0	0	48
16t)	C. Johnson, Det. (WR)	8	0	8	0	0	48
16t)	Marshall, Chi. (WR)	8	0	8	0	0	48
16t)	*J. Matthews, Phi. (WR)	8	0	8	0	0	48
16t)	Morris, Was. (RB)	8	8	0	0	0	48
16t)	Sproles, Phi. (RB)	8	6	0	2	0	48
16t)	T. Williams, Dal. (WR)	8	0	8	0	0	48
23t)	White, Atl. (WR)	7	0	7	0	0	42
23t)	*A. Williams, NY-G (RB)	7	7	0	0	0	42
25)	Bennett, Chi. (TE)	6	0	6	0	2	40
26t)	Donnell, NY-G (TE)	6	0	6	0	0	36
26t)	Floyd, Ariz (WR)	6	0	6	0	0	36
26t)	D. Jackson, Was. (WR)	6	0	6	0	0	36
26t)	S. Jackson, Atl. (RB)	6	6	0	0	0	36
26t)	Jennings, Min. (WR)	6	0	6	0	0	36
26t)	J. Jones, Atl. (WR)	6	0	6	0	0	36
26t)	Olsen, Car. (TE)	6	0	6	0	0	36
26t)	Wilson, Sea. (QB)	6	6	0	0	0	36
34t)	Boldin, S.F. (WR)	5	0	5	0	0	30
34t)	*Joh. Brown, Ariz (WR)	5	0	5	0	0	30
34t)	Colston, N.O. (WR)	5	0	5	0	0	30
34t)	Ellington, Ariz (RB)	5	3	2	0	0	30
34t)	Gore, S.F. (RB)	5	4	1	0	0	30
34t)	Hill, N.O. (TE)	5	0	5	0	0	30
34t)	Kendricks, St.L (TE)	5	0	5	0	0	30
34t)	*Mason, St.L (RB)	5	4	1	0	0	30
34t)	McCoy, Phi. (RB)	5	5	0	0	0	30
34t)	Newton, Car. (QB)	5	5	0	0	0	30
34t)	Polk, Phi. (RB)	5	4	0	1	0	30
34t)	A. Smith, Atl. (RB)	5	2	3	0	0	30
34t)	Witten, Dal. (TE)	5	0	5	0	0	30
34t)	Young, Was. (RB)	5	3	2	0	0	30
48)	Taylor, Ariz (RB)	4	1	3	0	1	26
49t)	Beasley, Dal. (WR)	4	0	4	0	0	24
49t)	*Cooks, N.O. (WR)	4	1	3	0	0	24
49t)	Crabtree, S.F. (WR)	4	0	4	0	0	24
49t)	B. Cunningham, St.L (RB)	4	3	1	0	0	24
49t)	Escobar, Dal. (TE)	4	0	4	0	0	24
49t)	Fells, NY-G (TE)	4	0	4	0	0	24
49t)	Hester, Atl. (WR)	4	1	2	1	0	24
49t)	*Hyde, S.F. (RB)	4	4	0	0	0	24
49t)	Jennings, NY-G (RB)	4	4	0	0	0	24
49t)	Riddick, Det. (RB)	4	0	4	0	0	24
49t)	Stewart, Car. (RB)	4	3	1	0	0	24
49t)	Tate, Cle.-Min. (RB)	4	4	0	0	0	24
49t)	Tate, Det. (WR)	4	0	4	0	0	24

**WEEK 17 / THROUGH SUNDAY, DECEMBER 28, 2014**

**NFL / LEADING SCORERS, NONKICKERS**

Rank	Player, Team	TD	Rush	Rec	Ret	X2	Pts
1)	Lynch, Sea. (RB)	17	13	4	0	0	102
2)	Bryant, Dal. (WR)	16	0	16	0	0	96
3)	A. Brown, Pit. (WR)	14	0	13	1	1	86
4)	Charles, K.C. (RB)	14	9	5	0	0	84
5t)	Foster, Hou. (RB)	13	8	5	0	0	78
5t)	Lacy, G.B. (RB)	13	9	4	0	0	78
5t)	Murray, Dal. (RB)	13	13	0	0	0	78
5t)	Nelson, G.B. (WR)	13	0	13	0	0	78
9)	Cobb, G.B. (WR)	12	0	12	0	1	74
10t)	*Beckham, NY-G (WR)	12	0	12	0	0	72
10t)	*Evans, T.B. (WR)	12	0	12	0	0	72
10t)	Gates, S.D. (TE)	12	0	12	0	0	72
10t)	Gronkowski, N.E. (TE)	12	0	12	0	0	72
10t)	J. Thomas, Den. (TE)	12	0	12	0	0	72
15)	D. Thomas, Den. (WR)	11	0	11	0	1	68
16t)	Bell, Pit. (RB)	11	8	3	0	0	66
16t)	T. Smith, Bal. (WR)	11	0	11	0	0	66
18t)	Asiata, Min. (RB)	10	9	1	0	2	64
18t)	Forte, Chi. (RB)	10	6	4	0	2	64
20t)	Anderson, Den. (RB)	10	8	2	0	0	60
20t)	J. Graham, N.O. (TE)	10	0	10	0	0	60
20t)	Jeffery, Chi. (WR)	10	0	10	0	0	60
20t)	Maclin, Phi. (WR)	10	0	10	0	0	60
20t)	M. Wallace, Mia. (WR)	10	0	10	0	0	60
25)	Sanders, Den. (WR)	9	0	9	0	1	56
26t)	*Benjamin, Car. (WR)	9	0	9	0	0	54
26t)	*Hill, Cin. (RB)	9	9	0	0	0	54
26t)	Ingram, N.O. (RB)	9	9	0	0	0	54
26t)	Miller, Mia. (RB)	9	8	1	0	0	54
30)	Forsett, Bal. (RB)	8	8	0	0	1	50
31t)	Allen, Ind. (TE)	8	0	8	0	0	48
31t)	Bell, Det. (RB)	8	7	1	0	0	48
31t)	Bradshaw, Ind. (RB)	8	2	6	0	0	48
31t)	*Bryant, Pit. (WR)	8	0	8	0	0	48
31t)	*Crowell, Cle. (RB)	8	8	0	0	0	48
31t)	K. Davis, K.C. (RB)	8	6	1	1	0	48
31t)	Fleener, Ind. (TE)	8	0	8	0	0	48
31t)	C. Johnson, Det. (WR)	8	0	8	0	0	48
31t)	Marshall, Chi. (WR)	8	0	8	0	0	48
31t)	*J. Matthews, Phi. (WR)	8	0	8	0	0	48
31t)	Morris, Was. (RB)	8	8	0	0	0	48
31t)	Sproles, Phi. (RB)	8	6	0	2	0	48
31t)	T. Williams, Dal. (WR)	8	0	8	0	0	48
44t)	Bernard, Cin. (RB)	7	5	2	0	0	42
44t)	Hilton, Ind. (WR)	7	0	7	0	0	42
44t)	Ivory, NY-J (RB)	7	6	1	0	0	42
44t)	LaFell, N.E. (WR)	7	0	7	0	0	42
44t)	Royal, S.D. (WR)	7	0	7	0	0	42
44t)	White, Atl. (WR)	7	0	7	0	0	42
44t)	*A. Williams, NY-G (RB)	7	7	0	0	0	42



**WEEK 17 / THROUGH SUNDAY, DECEMBER 28, 2014**

**AFC / LEADING SCORERS, KICKERS**

Rank	Player, Team	PAT	FG	Pct	Long	Pts
1)	Gostkowski, N.E.	51/51	35/37	.946	53	156
2)	Vinatieri, Ind.	50/50	30/31	.968	53	140
3)	Carpenter, Buf.	31/32	34/38	.895	58	133
4)	Suisham, Pit.	45/45	29/32	.906	53	132
5)	Bullock, Hou.	40/40	30/35	.857	55	130
6)	Tucker, Bal.	42/42	29/34	.853	55	129
7)	Sturgis, Mia.	41/41	29/37	.784	53	128
8)	Folk, NY-J	23/23	32/39	.821	55	119
9)	Nugent, Cin.	39/39	26/33	.788	49	117
10)	*Santos, K.C.	38/38	25/30	.833	53	113
11)	Novak, S.D.	40/40	22/26	.846	52	106
12)	Cundiff, Cle.	28/28	22/29	.759	52	94
13)	Janikowski, Oak.	28/28	19/22	.864	57	85
<b>14)</b>	<b>Succop, Ten.</b>	<b>27/27</b>	<b>19/22</b>	<b>.864</b>	<b>51</b>	<b>84</b>
15)	Scobee, Jac.	23/23	20/26	.769	53	83
16)	McManus, Den.	41/41	9/13	.692	44	68
17)	Barth, Den.	15/15	15/16	.938	50	60
18)	Hartley, Cle.	2/ 2	3/ 3	1.000	43	11

**NFC / LEADING SCORERS, KICKERS**

Rank	Player, Team	PAT	FG	Pct	Long	Pts
1)	*Parkey, Phi.	54/54	32/36	.889	54	150
2t)	Crosby, G.B.	53/55	27/33	.818	55	134
2t)	Hauschka, Sea.	41/41	31/37	.838	58	134
4)	Bailey, Dal.	56/56	25/29	.862	56	131
5)	Bryant, Atl.	40/40	29/32	.906	54	127
6)	Gano, Car.	34/34	29/35	.829	53	121
7)	J. Brown, NY-G	44/44	24/26	.923	53	116
8)	*Catanzaro, Ariz	27/27	29/33	.879	51	114
9)	Dawson, S.F.	33/33	25/31	.806	55	108
10)	Walsh, Min.	29/29	26/35	.743	55	107
11)	Zuerlein, St.L	34/35	24/30	.800	56	106
12t)	Forbath, Was.	31/32	24/27	.889	49	103
12t)	S. Graham, N.O.	46/47	19/22	.864	50	103
14)	*Murray, T.B.	31/31	20/24	.833	55	91
15)	Prater, Den.-Det.	21/21	21/26	.808	52	84
16)	Gould, Chi.	28/29	9/12	.750	45	55
17)	*Freese, Det.	6/ 6	3/ 7	.429	30	15
18)	Feely, Chi.	5/ 6	3/ 4	.750	48	14
19)	Henery, Det.	5/ 5	1/ 5	.200	51	8

**NFL / LEADING SCORERS, KICKERS**

Rank	Player, Team	PAT	FG	Pct	Long	Pts
1)	Gostkowski, N.E.	51/51	35/37	.946	53	156
2)	*Parkey, Phi.	54/54	32/36	.889	54	150
3)	Vinatieri, Ind.	50/50	30/31	.968	53	140
4t)	Crosby, G.B.	53/55	27/33	.818	55	134
4t)	Hauschka, Sea.	41/41	31/37	.838	58	134
6)	Carpenter, Buf.	31/32	34/38	.895	58	133
7)	Suisham, Pit.	45/45	29/32	.906	53	132
8)	Bailey, Dal.	56/56	25/29	.862	56	131
9)	Bullock, Hou.	40/40	30/35	.857	55	130
10)	Tucker, Bal.	42/42	29/34	.853	55	129
11)	Sturgis, Mia.	41/41	29/37	.784	53	128
12)	Bryant, Atl.	40/40	29/32	.906	54	127
13)	Gano, Car.	34/34	29/35	.829	53	121
14)	Folk, NY-J	23/23	32/39	.821	55	119
15)	Nugent, Cin.	39/39	26/33	.788	49	117
16)	J. Brown, NY-G	44/44	24/26	.923	53	116
17)	*Catanzaro, Ariz	27/27	29/33	.879	51	114
18)	*Santos, K.C.	38/38	25/30	.833	53	113
19)	Dawson, S.F.	33/33	25/31	.806	55	108
20)	Walsh, Min.	29/29	26/35	.743	55	107
21t)	Novak, S.D.	40/40	22/26	.846	52	106
21t)	Zuerlein, St.L	34/35	24/30	.800	56	106
23t)	Forbath, Was.	31/32	24/27	.889	49	103
23t)	S. Graham, N.O.	46/47	19/22	.864	50	103
25)	Cundiff, Cle.	28/28	22/29	.759	52	94
26)	*Murray, T.B.	31/31	20/24	.833	55	91
27)	Janikowski, Oak.	28/28	19/22	.864	57	85
28t)	Prater, Den.-Det.	21/21	21/26	.808	52	84
<b>28t)</b>	<b>Succop, Ten.</b>	<b>27/27</b>	<b>19/22</b>	<b>.864</b>	<b>51</b>	<b>84</b>
30)	Scobee, Jac.	23/23	20/26	.769	53	83
31)	McManus, Den.	41/41	9/13	.692	44	68
32)	Barth, Den.	15/15	15/16	.938	50	60
33)	Gould, Chi.	28/29	9/12	.750	45	55
34)	*Freese, Det.	6/ 6	3/ 7	.429	30	15
35)	Feely, Chi.	5/ 6	3/ 4	.750	48	14
36)	Hartley, Cle.	2/ 2	3/ 3	1.000	43	11
37)	Henery, Det.	5/ 5	1/ 5	.200	51	8

AFC / TOUCHBACKS ON KICKOFFS

Rank	Player, Team	TB
1)	McAfee, Ind.	70
2)	McManus, Den.	64
3)	Tucker, Bal.	60
4)	Gostkowski, N.E.	53
5)	Gay, Buf.	49
6)	Bullock, Hou.	40
7)	Cundiff, Cle.	39
8t)	Nugent, Cin.	37
8t)	Scobee, Jac.	37
8t)	Sturgis, Mia.	37
11)	Janikowski, Oak.	34
12)	Suisham, Pit.	32
<b>13)</b>	<b>Succop, Ten.</b>	<b>31</b>
14)	*Santos, K.C.	26
15)	Folk, NY-J	21
16)	Novak, S.D.	10
17)	Lanning, Cle.	1

NFL / TOUCHBACKS ON KICKOFFS

Rank	Player, Team	TB
1)	McAfee, Ind.	70
2)	McManus, Den.	64
3)	Gano, Car.	61
4)	Tucker, Bal.	60
5t)	Gostkowski, N.E.	53
5t)	Martin, Det.	53
7)	Bailey, Dal.	52
8)	Gay, Buf.	49
9)	Walsh, Min.	48
10t)	Bosher, Atl.	46
10t)	J. Brown, NY-G	46
10t)	Hauschka, Sea.	46
10t)	*Parkey, Phi.	46
14)	Crosby, G.B.	41
15t)	Bullock, Hou.	40
15t)	Morstead, N.O.	40
17)	Cundiff, Cle.	39
18t)	*Catanzaro, Ariz	38
18t)	Zuerlein, St.L	38
20t)	Nugent, Cin.	37
20t)	Scobee, Jac.	37
20t)	Sturgis, Mia.	37
23)	Janikowski, Oak.	34
24t)	Dawson, S.F.	32
24t)	Suisham, Pit.	32
26t)	Koenen, T.B.	31
<b>26t)</b>	<b>Succop, Ten.</b>	<b>31</b>
28)	*Santos, K.C.	26
29t)	Folk, NY-J	21
29t)	Gould, Chi.	21
31)	Forbath, Was.	18
32)	Novak, S.D.	10
33)	Way, Was.	9
34)	Feely, Chi.	3
35t)	Lanning, Cle.	1
35t)	*O'Donnell, Chi.	1

NFC / TOUCHBACKS ON KICKOFFS

Rank	Player, Team	TB
1)	Gano, Car.	61
2)	Martin, Det.	53
3)	Bailey, Dal.	52
4)	Walsh, Min.	48
5t)	Bosher, Atl.	46
5t)	J. Brown, NY-G	46
5t)	Hauschka, Sea.	46
5t)	*Parkey, Phi.	46
9)	Crosby, G.B.	41
10)	Morstead, N.O.	40
11t)	*Catanzaro, Ariz	38
11t)	Zuerlein, St.L	38
13)	Dawson, S.F.	32
14)	Koenen, T.B.	31
15)	Gould, Chi.	21
16)	Forbath, Was.	18
17)	Way, Was.	9
18)	Feely, Chi.	3
19)	*O'Donnell, Chi.	1

AFC / MOST YARDS FROM SCRIMMAGE

Rank	Player, Team	Yards	Total			Rushing			Receiving		
			Att+Rec	Avg	Yards	Att	Avg	Yards	Rec	Avg	
1)	Bell, Pit. (RB)	2215	373	5.9	1361	290	4.7	854	83	10.3	
2)	A. Brown, Pit. (WR)	1711	133	12.9	13	4	3.3	1698	129	13.2	
3)	D. Thomas, Den. (WR)	1619	111	14.6	0	0	---	1619	111	14.6	
4)	Foster, Hou. (RB)	1573	298	5.3	1246	260	4.8	327	38	8.6	
5)	Forsett, Bal. (RB)	1529	279	5.5	1266	235	5.4	263	44	6.0	
6)	Sanders, Den. (WR)	1448	109	13.3	44	8	5.5	1404	101	13.9	
7)	Miller, Mia. (RB)	1374	254	5.4	1099	216	5.1	275	38	7.2	
8)	Hilton, Ind. (WR)	1365	84	16.3	20	2	10.0	1345	82	16.4	
9)	*Hill, Cin. (RB)	1339	249	5.4	1124	222	5.1	215	27	8.0	
10)	Charles, K.C. (RB)	1324	246	5.4	1033	206	5.0	291	40	7.3	
11)	Hopkins, Hou. (WR)	1210	76	15.9	0	0	---	1210	76	15.9	
12)	Anderson, Den. (RB)	1173	213	5.5	849	179	4.7	324	34	9.5	
13)	Gronkowski, N.E. (TE)	1124	82	13.7	0	0	---	1124	82	13.7	
14)	Edelman, N.E. (WR)	1066	102	10.5	94	10	9.4	972	92	10.6	
15)	S. Smith, Bal. (WR)	1065	79	13.5	0	0	---	1065	79	13.5	
16)	Green, Cin. (WR)	1043	71	14.7	2	2	1.0	1041	69	15.1	
17)	Bernard, Cin. (RB)	1029	211	4.9	680	168	4.0	349	43	8.1	
18)	Jackson, Buf. (RB)	1026	207	5.0	525	141	3.7	501	66	7.6	
19)	*Watkins, Buf. (WR)	990	67	14.8	8	2	4.0	982	65	15.1	
20)	LaFell, N.E. (WR)	966	76	12.7	13	2	6.5	953	74	12.9	
21)	Decker, NY-J (WR)	962	74	13.0	0	0	---	962	74	13.0	
22)	Ivory, NY-J (RB)	944	216	4.4	821	198	4.1	123	18	6.8	
23)	A. Johnson, Hou. (WR)	936	85	11.0	0	0	---	936	85	11.0	
24)	<b>Walker, Ten. (TE)</b>	<b>890</b>	<b>63</b>	<b>14.1</b>	<b>0</b>	<b>0</b>	<b>---</b>	<b>890</b>	<b>63</b>	<b>14.1</b>	
25)	M. Wallace, Mia. (WR)	878	71	12.4	16	4	4.0	862	67	12.9	
26)	Kelce, K.C. (TE)	862	67	12.9	0	0	---	862	67	12.9	
27)	Floyd, S.D. (WR)	856	52	16.5	0	0	---	856	52	16.5	
28)	*Oliver, S.D. (RB)	853	196	4.4	582	160	3.6	271	36	7.5	
29)	Sanu, Cin. (WR)	841	63	13.3	51	7	7.3	790	56	14.1	
30)	Hawkins, Cle. (WR)	839	66	12.7	15	3	5.0	824	63	13.1	
31)	Vereen, N.E. (RB)	838	148	5.7	391	96	4.1	447	52	8.6	
32)	Gates, S.D. (TE)	821	69	11.9	0	0	---	821	69	11.9	
33)	C. Johnson, NY-J (RB)	814	179	4.5	663	155	4.3	151	24	6.3	
34)	Royal, S.D. (WR)	792	65	12.2	14	3	4.7	778	62	12.5	
35)	K. Allen, S.D. (WR)	783	77	10.2	0	0	---	783	77	10.2	
36)	Wayne, Ind. (WR)	779	64	12.2	0	0	---	779	64	12.2	
37)	Fleener, Ind. (TE)	774	51	15.2	0	0	---	774	51	15.2	
38)	Wright, Ten. (WR)	769	61	12.6	54	4	13.5	715	57	12.5	
39)	T. Smith, Bal. (WR)	767	49	15.7	0	0	---	767	49	15.7	
40)	Miller, Pit. (TE)	761	66	11.5	0	0	---	761	66	11.5	
41t)	Bowe, K.C. (WR)	754	60	12.6	0	0	---	754	60	12.6	
41t)	*Landry, Mia. (WR)	754	86	8.8	-4	2	-2.0	758	84	9.0	
43)	Richardson, Ind. (RB)	748	186	4.0	519	159	3.3	229	27	8.5	
44)	McFadden, Oak. (RB)	746	191	3.9	534	155	3.4	212	36	5.9	
45)	*West, Cle. (RB)	737	182	4.0	673	171	3.9	64	11	5.8	
46)	Bradshaw, Ind. (RB)	725	128	5.7	425	90	4.7	300	38	7.9	
47)	D. Robinson, Jac. (RB)	706	158	4.5	582	135	4.3	124	23	5.4	
48)	*Sankey, Ten. (RB)	702	170	4.1	569	152	3.7	133	18	7.4	
49)	Woods, Buf. (WR)	699	65	10.8	0	0	---	699	65	10.8	
50)	*Crowell, Cle. (RB)	694	157	4.4	607	148	4.1	87	9	9.7	

NFC / MOST YARDS FROM SCRIMMAGE

Rank	Player, Team	Yards	Total			Rushing			Receiving		
			Att+Rec	Avg	Yards	Att	Avg	Yards	Rec	Avg	
1)	Murray, Dal. (RB)	2261	449	5.0	1845	392	4.7	416	57	7.3	
2)	Forte, Chi. (RB)	1846	368	5.0	1038	266	3.9	808	102	7.9	
3)	Lynch, Sea. (RB)	1673	317	5.3	1306	280	4.7	367	37	9.9	
4)	J. Jones, Atl. (WR)	1594	105	15.2	1	1	1.0	1593	104	15.3	
5)	Lacy, G.B. (RB)	1566	288	5.4	1139	246	4.6	427	42	10.2	
6)	Nelson, G.B. (WR)	1519	98	15.5	0	0	---	1519	98	15.5	
7)	McCoy, Phi. (RB)	1474	340	4.3	1319	312	4.2	155	28	5.5	
8)	Tate, Det. (WR)	1361	104	13.1	30	5	6.0	1331	99	13.4	
9)	*Beckham, NY-G (WR)	1340	98	13.7	35	7	5.0	1305	91	14.3	
10)	Cobb, G.B. (WR)	1324	102	13.0	37	11	3.4	1287	91	14.1	
11)	Bryant, Dal. (WR)	1320	88	15.0	0	0	---	1320	88	15.0	
12)	Maclin, Phi. (WR)	1318	85	15.5	0	0	---	1318	85	15.5	
13)	Morris, Was. (RB)	1229	282	4.4	1074	265	4.1	155	17	9.1	
14)	Gore, S.F. (RB)	1217	266	4.6	1106	255	4.3	111	11	10.1	
15)	Bell, Det. (RB)	1182	257	4.6	860	223	3.9	322	34	9.5	
16)	D. Jackson, Was. (WR)	1176	60	19.6	7	4	1.8	1169	56	20.9	
17)	Jeffery, Chi. (WR)	1166	91	12.8	33	6	5.5	1133	85	13.3	
18)	Ingram, N.O. (RB)	1109	255	4.3	964	226	4.3	145	29	5.0	
19)	C. Johnson, Det. (WR)	1077	71	15.2	0	0	---	1077	71	15.2	
20)	Boldin, S.F. (WR)	1066	84	12.7	4	1	4.0	1062	83	12.8	
21)	Ellington, Ariz (RB)	1055	247	4.3	660	201	3.3	395	46	8.6	
22)	*Evans, T.B. (WR)	1051	68	15.5	0	0	---	1051	68	15.5	
23t)	*Benjamin, Car. (WR)	1008	73	13.8	0	0	---	1008	73	13.8	

23t)	Olsen, Car. (TE)	1008	84	12.0	0	0	---	1008	84	12.0
25)	Jackson, T.B. (WR)	1002	70	14.3	0	0	---	1002	70	14.3
26)	Stewart, Car. (RB)	990	200	5.0	809	175	4.6	181	25	7.2
27)	Randle, NY-G (WR)	938	71	13.2	0	0	---	938	71	13.2
28)	Stills, N.O. (WR)	929	64	14.5	-2	1	-2.0	931	63	14.8
29)	White, Atl. (WR)	921	80	11.5	0	0	---	921	80	11.5
30)	Bennett, Chi. (TE)	916	90	10.2	0	0	---	916	90	10.2
31)	*Mason, St.L (RB)	913	195	4.7	765	179	4.3	148	16	9.3
32)	Colston, N.O. (WR)	902	59	15.3	0	0	---	902	59	15.3
33)	J. Graham, N.O. (TE)	889	85	10.5	0	0	---	889	85	10.5
34)	Asiata, Min. (RB)	882	208	4.2	570	164	3.5	312	44	7.1
35)	*J. Matthews, Phi. (WR)	872	67	13.0	0	0	---	872	67	13.0
36)	Wilson, Sea. (QB)	866	119	7.3	849	118	7.2	17	1	17.0
37)	Jennings, NY-G (RB)	865	197	4.4	639	167	3.8	226	30	7.5
38)	S. Jackson, Atl. (RB)	855	210	4.1	707	190	3.7	148	20	7.4
39)	*A. Williams, NY-G (RB)	851	235	3.6	721	217	3.3	130	18	7.2
40)	Floyd, Ariz (WR)	843	48	17.6	2	1	2.0	841	47	17.9
41)	Baldwin, Sea. (WR)	833	67	12.4	8	1	8.0	825	66	12.5
42)	Fitzgerald, Ariz (WR)	784	63	12.4	0	0	---	784	63	12.4
43)	Britt, St.L (WR)	762	50	15.2	14	2	7.0	748	48	15.6
44)	Garcon, Was. (WR)	752	68	11.1	0	0	---	752	68	11.1
45)	Jennings, Min. (WR)	742	59	12.6	0	0	---	742	59	12.6
46t)	Marshall, Chi. (WR)	721	61	11.8	0	0	---	721	61	11.8
46t)	Rainey, T.B. (RB)	721	127	5.7	406	94	4.3	315	33	9.5
48)	Sproles, Phi. (RB)	716	97	7.4	329	57	5.8	387	40	9.7
49)	Witten, Dal. (TE)	703	64	11.0	0	0	---	703	64	11.0
50t)	Crabtree, S.F. (WR)	702	69	10.2	4	1	4.0	698	68	10.3
50t)	Ertz, Phi. (TE)	702	58	12.1	0	0	---	702	58	12.1

#### NFL / MOST YARDS FROM SCRIMMAGE

Rank	Player, Team	Yards	Total			Rushing			Receiving		
			Att+Rec	Avg	Yards	Att	Avg	Yards	Rec	Avg	
1)	Murray, Dal. (RB)	2261	449	5.0	1845	392	4.7	416	57	7.3	
2)	Bell, Pit. (RB)	2215	373	5.9	1361	290	4.7	854	83	10.3	
3)	Forte, Chi. (RB)	1846	368	5.0	1038	266	3.9	808	102	7.9	
4)	A. Brown, Pit. (WR)	1711	133	12.9	13	4	3.3	1698	129	13.2	
5)	Lynch, Sea. (RB)	1673	317	5.3	1306	280	4.7	367	37	9.9	
6)	D. Thomas, Den. (WR)	1619	111	14.6	0	0	---	1619	111	14.6	
7)	J. Jones, Atl. (WR)	1594	105	15.2	1	1	1.0	1593	104	15.3	
8)	Foster, Hou. (RB)	1573	298	5.3	1246	260	4.8	327	38	8.6	
9)	Lacy, G.B. (RB)	1566	288	5.4	1139	246	4.6	427	42	10.2	
10)	Forsett, Bal. (RB)	1529	279	5.5	1266	235	5.4	263	44	6.0	
11)	Nelson, G.B. (WR)	1519	98	15.5	0	0	---	1519	98	15.5	
12)	McCoy, Phi. (RB)	1474	340	4.3	1319	312	4.2	155	28	5.5	
13)	Sanders, Den. (WR)	1448	109	13.3	44	8	5.5	1404	101	13.9	
14)	Miller, Mia. (RB)	1374	254	5.4	1099	216	5.1	275	38	7.2	
15)	Hilton, Ind. (WR)	1365	84	16.3	20	2	10.0	1345	82	16.4	
16)	Tate, Det. (WR)	1361	104	13.1	30	5	6.0	1331	99	13.4	
17)	*Beckham, NY-G (WR)	1340	98	13.7	35	7	5.0	1305	91	14.3	
18)	*Hill, Cin. (RB)	1339	249	5.4	1124	222	5.1	215	27	8.0	
19t)	Charles, K.C. (RB)	1324	246	5.4	1033	206	5.0	291	40	7.3	
19t)	Cobb, G.B. (WR)	1324	102	13.0	37	11	3.4	1287	91	14.1	
21)	Bryant, Dal. (WR)	1320	88	15.0	0	0	---	1320	88	15.0	
22)	Maclin, Phi. (WR)	1318	85	15.5	0	0	---	1318	85	15.5	
23)	Morris, Was. (RB)	1229	282	4.4	1074	265	4.1	155	17	9.1	
24)	Gore, S.F. (RB)	1217	266	4.6	1106	255	4.3	111	11	10.1	
25)	Hopkins, Hou. (WR)	1210	76	15.9	0	0	---	1210	76	15.9	
26)	Bell, Det. (RB)	1182	257	4.6	860	223	3.9	322	34	9.5	
27)	D. Jackson, Was. (WR)	1176	60	19.6	7	4	1.8	1169	56	20.9	
28)	Anderson, Den. (RB)	1173	213	5.5	849	179	4.7	324	34	9.5	
29)	Jeffery, Chi. (WR)	1166	91	12.8	33	6	5.5	1133	85	13.3	
30)	Gronkowski, N.E. (TE)	1124	82	13.7	0	0	---	1124	82	13.7	
31)	Ingram, N.O. (RB)	1109	255	4.3	964	226	4.3	145	29	5.0	
32)	C. Johnson, Det. (WR)	1077	71	15.2	0	0	---	1077	71	15.2	
33t)	Boldin, S.F. (WR)	1066	84	12.7	4	1	4.0	1062	83	12.8	
33t)	Edelman, N.E. (WR)	1066	102	10.5	94	10	9.4	972	92	10.6	
35)	S. Smith, Bal. (WR)	1065	79	13.5	0	0	---	1065	79	13.5	
36)	Ellington, Ariz (RB)	1055	247	4.3	660	201	3.3	395	46	8.6	
37)	*Evans, T.B. (WR)	1051	68	15.5	0	0	---	1051	68	15.5	
38)	Green, Cin. (WR)	1043	71	14.7	2	2	1.0	1041	69	15.1	
39)	Bernard, Cin. (RB)	1029	211	4.9	680	168	4.0	349	43	8.1	
40)	Jackson, Buf. (RB)	1026	207	5.0	525	141	3.7	501	66	7.6	
41t)	*Benjamin, Car. (WR)	1008	73	13.8	0	0	---	1008	73	13.8	
41t)	Olsen, Car. (TE)	1008	84	12.0	0	0	---	1008	84	12.0	
43)	Jackson, T.B. (WR)	1002	70	14.3	0	0	---	1002	70	14.3	
44t)	Stewart, Car. (RB)	990	200	5.0	809	175	4.6	181	25	7.2	
44t)	*Watkins, Buf. (WR)	990	67	14.8	8	2	4.0	982	65	15.1	
46)	LaFell, N.E. (WR)	966	76	12.7	13	2	6.5	953	74	12.9	
47)	Decker, NY-J (WR)	962	74	13.0	0	0	---	962	74	13.0	
48)	Ivory, NY-J (RB)	944	216	4.4	821	198	4.1	123	18	6.8	
49)	Randle, NY-G (WR)	938	71	13.2	0	0	---	938	71	13.2	
50)	A. Johnson, Hou. (WR)	936	85	11.0	0	0	---	936	85	11.0	



**WEEK 17 / THROUGH SUNDAY, DECEMBER 28, 2014**

**AFC / LEADERS IN FIRST DOWNS**

Rank	Player, Team	Rush	Rec	Tot
1)	Bell, Pit. (RB)	73	41	114
2)	A. Brown, Pit. (WR)	0	85	85
3)	Sanders, Den. (WR)	3	69	72
4)	D. Thomas, Den. (WR)	0	69	69
5)	*Hill, Cin. (RB)	61	7	68
6t)	Foster, Hou. (RB)	52	15	67
6t)	Miller, Mia. (RB)	57	10	67
8)	Forsett, Bal. (RB)	56	10	66
9)	Charles, K.C. (RB)	50	15	65
10)	Hilton, Ind. (WR)	1	62	63
11t)	Anderson, Den. (RB)	47	13	60
11t)	Gronkowski, N.E. (TE)	0	60	60
13)	Hopkins, Hou. (WR)	0	57	57
14)	Edelman, N.E. (WR)	7	49	56
15)	LaFell, N.E. (WR)	0	50	50
16t)	Jackson, Buf. (RB)	24	25	49
16t)	A. Johnson, Hou. (WR)	0	49	49
18t)	*Landry, Mia. (WR)	0	48	48
18t)	M. Wallace, Mia. (WR)	1	47	48
18t)	*Watkins, Buf. (WR)	1	47	48
21)	Decker, NY-J (WR)	0	47	47
22t)	Green, Cin. (WR)	0	46	46
22t)	Ivory, NY-J (RB)	42	4	46
24t)	Bernard, Cin. (RB)	32	13	45
24t)	Kelce, K.C. (TE)	0	45	45
24t)	S. Smith, Bal. (WR)	0	45	45
27t)	Gates, S.D. (TE)	0	44	44
27t)	Hawkins, Cle. (WR)	0	44	44
29t)	Bowe, K.C. (WR)	0	42	42
29t)	Miller, Pit. (TE)	0	42	42
31t)	K. Allen, S.D. (WR)	0	41	41
31t)	*Oliver, S.D. (RB)	30	11	41
33t)	Fleener, Ind. (TE)	0	40	40
33t)	J. Jones, Oak. (WR)	0	40	40
33t)	Royal, S.D. (WR)	1	39	40
33t)	Wayne, Ind. (WR)	0	40	40
37t)	Floyd, S.D. (WR)	0	39	39
37t)	Sanu, Cin. (WR)	2	37	39
37t)	Vereen, N.E. (RB)	15	24	39
40t)	Bradshaw, Ind. (RB)	18	20	38
40t)	*Crowell, Cle. (RB)	34	4	38
40t)	T. Smith, Bal. (WR)	0	38	38
43)	*Blue, Hou. (RB)	29	7	36
44t)	Woods, Buf. (WR)	0	35	35
<b>44t)</b>	<b>Wright, Ten. (WR)</b>	<b>2</b>	<b>33</b>	<b>35</b>
46t)	Austin, Cle. (WR)	0	34	34
46t)	Blount, Pit.-N.E. (RB)	30	4	34
46t)	Harvin, Sea.-NY-J (WR)	11	23	34
46t)	Richardson, Ind. (RB)	25	9	34
46t)	Wheaton, Pit. (WR)	1	33	34

**NFL / LEADERS IN FIRST DOWNS**

Rank	Player, Team	Rush	Rec	Tot
1)	Bell, Pit. (RB)	73	41	114
2)	Murray, Dal. (RB)	85	16	101
3)	Forte, Chi. (RB)	63	28	91
4)	A. Brown, Pit. (WR)	0	85	85
5)	Lynch, Sea. (RB)	65	16	81
6)	McCoy, Phi. (RB)	67	10	77
7)	J. Jones, Atl. (WR)	0	76	76
8)	Lacy, G.B. (RB)	58	17	75
9t)	Cobb, G.B. (WR)	1	71	72
9t)	Sanders, Den. (WR)	3	69	72
11)	Nelson, G.B. (WR)	0	71	71
12)	D. Thomas, Den. (WR)	0	69	69
13)	*Hill, Cin. (RB)	61	7	68
14t)	Foster, Hou. (RB)	52	15	67
14t)	Miller, Mia. (RB)	57	10	67
16)	Forsett, Bal. (RB)	56	10	66
17)	Charles, K.C. (RB)	50	15	65
18)	Hilton, Ind. (WR)	1	62	63
19)	Jeffery, Chi. (WR)	1	60	61
20t)	Anderson, Den. (RB)	47	13	60
20t)	Bryant, Dal. (WR)	0	60	60
20t)	Gronkowski, N.E. (TE)	0	60	60
23t)	*Beckham, NY-G (WR)	2	57	59
23t)	C. Johnson, Det. (WR)	0	59	59
23t)	Tate, Det. (WR)	1	58	59
26t)	Bell, Det. (RB)	43	14	57
26t)	Hopkins, Hou. (WR)	0	57	57

**NFC / LEADERS IN FIRST DOWNS**

Rank	Player, Team	Rush	Rec	Tot
1)	Murray, Dal. (RB)	85	16	101
2)	Forte, Chi. (RB)	63	28	91
3)	Lynch, Sea. (RB)	65	16	81
4)	McCoy, Phi. (RB)	67	10	77
5)	J. Jones, Atl. (WR)	0	76	76
6)	Lacy, G.B. (RB)	58	17	75
7)	Cobb, G.B. (WR)	1	71	72
8)	Nelson, G.B. (WR)	0	71	71
9)	Jeffery, Chi. (WR)	1	60	61
10)	Bryant, Dal. (WR)	0	60	60
11t)	*Beckham, NY-G (WR)	2	57	59
11t)	C. Johnson, Det. (WR)	0	59	59
11t)	Tate, Det. (WR)	1	58	59
14)	Bell, Det. (RB)	43	14	57
15t)	Boldin, S.F. (WR)	0	56	56
15t)	Maclin, Phi. (WR)	0	56	56
15t)	Morris, Was. (RB)	48	8	56
15t)	Olsen, Car. (TE)	0	56	56
19)	Gore, S.F. (RB)	53	2	55
20t)	J. Graham, N.O. (TE)	0	54	54
20t)	White, Atl. (WR)	0	54	54
22)	Ingram, N.O. (RB)	47	5	52
23t)	*Benjamin, Car. (WR)	0	50	50
23t)	Jackson, T.B. (WR)	0	50	50
25)	Stewart, Car. (RB)	42	7	49
26t)	Randle, NY-G (WR)	0	48	48
26t)	Witten, Dal. (TE)	0	48	48
28)	Stills, N.O. (WR)	0	47	47
29t)	Ellington, Ariz (RB)	27	19	46
29t)	*Evans, T.B. (WR)	0	46	46
29t)	Jennings, NY-G (RB)	38	8	46
29t)	Wilson, Sea. (QB)	45	1	46
33t)	Colston, N.O. (WR)	0	45	45
33t)	*Mason, St.L (RB)	37	8	45
33t)	Newton, Car. (QB)	45	0	45
36t)	Bennett, Chi. (TE)	0	43	43
36t)	S. Jackson, Atl. (RB)	37	6	43
38t)	Baldwin, Sea. (WR)	0	42	42
38t)	Ertz, Phi. (TE)	0	42	42
38t)	*J. Matthews, Phi. (WR)	0	42	42
41)	Marshall, Chi. (WR)	0	41	41
42t)	Asiata, Min. (RB)	33	7	40
42t)	Jennings, Min. (WR)	0	40	40
44)	Fitzgerald, Ariz (WR)	0	39	39
45t)	Donnell, NY-G (TE)	0	36	36
45t)	D. Jackson, Was. (WR)	1	35	36
45t)	*A. Williams, NY-G (RB)	30	6	36
48t)	Crabtree, S.F. (WR)	0	35	35
48t)	Sproles, Phi. (RB)	18	17	35
50t)	Britt, St.L (WR)	1	33	34
50t)	Floyd, Ariz (WR)	0	34	34

28t)	Boldin, S.F. (WR)	0	56	56
28t)	Edelman, N.E. (WR)	7	49	56
28t)	Maclin, Phi. (WR)	0	56	56
28t)	Morris, Was. (RB)	48	8	56
28t)	Olsen, Car. (TE)	0	56	56
33)	Gore, S.F. (RB)	53	2	55
34t)	J. Graham, N.O. (TE)	0	54	54
34t)	White, Atl. (WR)	0	54	54
36)	Ingram, N.O. (RB)	47	5	52
37t)	*Benjamin, Car. (WR)	0	50	50
37t)	Jackson, T.B. (WR)	0	50	50
37t)	LaFell, N.E. (WR)	0	50	50
40t)	Jackson, Buf. (RB)	24	25	49
40t)	A. Johnson, Hou. (WR)	0	49	49
40t)	Stewart, Car. (RB)	42	7	49
43t)	*Landry, Mia. (WR)	0	48	48
43t)	Randle, NY-G (WR)	0	48	48
43t)	M. Wallace, Mia. (WR)	1	47	48
43t)	*Watkins, Buf. (WR)	1	47	48
43t)	Witten, Dal. (TE)	0	48	48
48t)	Decker, NY-J (WR)	0	47	47
48t)	Stills, N.O. (WR)	0	47	47
50t)	Ellington, Ariz (RB)	27	19	46
50t)	*Evans, T.B. (WR)	0	46	46
50t)	Green, Cin. (WR)	0	46	46
50t)	Ivory, NY-J (RB)	42	4	46
50t)	Jennings, NY-G (RB)	38	8	46
50t)	Wilson, Sea. (QB)	45	1	46

**WEEK 17 / THROUGH SUNDAY, DECEMBER 28, 2014**

**AFC / LEADING PUNTERS**

Rank	Player, Team	No	Yards	Lg	Avg	TB	Blk	Dwn	OB	Opp Ret	In	Net
1)	Anger, Jac.	94	4464	69	47.5	10	2	5	7	52	464	25 39.6
2)	Koch, Bal.	60	2841	73	47.4	4	0	8	11	23	166	26 43.3
3)	Huber, Cin.	73	3419	69	46.8	6	0	14	8	30	226	27 42.1
<b>4)</b>	<b>Kern, Ten.</b>	<b>88</b>	<b>4118</b>	<b>79</b>	<b>46.8</b>	<b>7</b>	<b>1</b>	<b>6</b>	<b>7</b>	<b>43</b>	<b>350</b>	<b>28 40.8</b>
5)	McAfee, Ind.	69	3221	61	46.7	3	0	5	7	35	205	30 42.8
6)	Allen, N.E.	66	3060	67	46.4	6	1	10	6	29	267	25 39.9
7)	Fields, Mia.	58	2688	60	46.3	3	1	3	5	36	349	21 38.6
8)	Lechler, Hou.	83	3845	71	46.3	10	1	13	4	32	396	27 38.7
9)	Quigley, NY-J	78	3580	69	45.9	9	1	9	12	25	250	23 39.9
10)	Scifres, S.D.	55	2516	72	45.7	6	1	9	7	21	216	21 38.9
11)	King, Oak.	109	4930	62	45.2	3	0	21	5	47	513	31 40.0
12)	Colquitt, K.C.	71	3164	69	44.6	5	0	13	4	29	190	31 40.5
13)	Lanning, Cle.	93	4119	59	44.3	9	0	11	5	42	295	25 39.2
14)	Colquitt, Den.	69	3048	65	44.2	4	0	7	6	33	371	25 37.6
15)	Wing, Pit.	61	2667	74	43.7	4	0	9	3	27	220	20 38.8
16)	Schmidt, Buf.	86	3692	67	42.9	6	0	11	11	38	246	31 38.7

**NFC / LEADING PUNTERS**

Rank	Player, Team	No	Yards	Lg	Avg	TB	Blk	Dwn	OB	Opp Ret	In	Net
1)	Way, Was.	77	3659	77	47.5	7	1	12	6	42	397	22 40.0
2)	Lee, S.F.	72	3369	71	46.8	7	1	3	4	36	336	28 39.6
3)	Hekker, St.L	80	3721	61	46.5	5	1	10	10	28	192	33 42.3
4)	Morstead, N.O.	58	2690	63	46.4	5	0	10	6	24	99	19 42.9
5)	Martin, Det.	68	3138	71	46.1	5	0	10	2	30	311	29 40.1
6)	Bosher, Atl.	67	3063	66	45.7	4	0	3	6	26	250	27 40.8
7)	Weatherford, NY-G	80	3640	71	45.5	6	1	15	5	37	391	25 38.6
8)	Jones, Dal.	57	2586	64	45.4	2	1	4	11	25	240	21 39.8
9)	Nortman, Car.	72	3236	72	44.9	5	2	13	6	28	435	26 36.5
10)	Locke, Min.	75	3318	62	44.2	6	1	9	2	39	255	21 38.7
11)	Ryan, Sea.	61	2688	66	44.1	6	1	7	9	17	195	28 38.3
12)	Masthay, G.B.	49	2159	63	44.1	4	2	8	5	22	191	14 37.0
13)	Jones, Phi.	76	3331	68	43.8	7	0	13	5	29	238	34 38.9
14)	*O'Donnell, Chi.	71	3107	61	43.8	3	1	7	9	33	335	20 37.7
15)	D. Butler, Ariz	79	3328	67	42.1	5	2	8	5	26	246	34 36.8
16)	Koenen, T.B.	78	3154	56	40.4	2	1	12	6	32	185	17 37.1

**NFL / LEADING PUNTERS**

Rank	Player, Team	No	Yards	Lg	Avg	TB	Blk	Dwn	OB	Opp Ret	In	Net
1)	Way, Was.	77	3659	77	47.5	7	1	12	6	42	397	22 40.0
2)	Anger, Jac.	94	4464	69	47.5	10	2	5	7	52	464	25 39.6
3)	Koch, Bal.	60	2841	73	47.4	4	0	8	11	23	166	26 43.3
4)	Huber, Cin.	73	3419	69	46.8	6	0	14	8	30	226	27 42.1
<b>5)</b>	<b>Kern, Ten.</b>	<b>88</b>	<b>4118</b>	<b>79</b>	<b>46.8</b>	<b>7</b>	<b>1</b>	<b>6</b>	<b>7</b>	<b>43</b>	<b>350</b>	<b>28 40.8</b>
6)	Lee, S.F.	72	3369	71	46.8	7	1	3	4	36	336	28 39.6
7)	McAfee, Ind.	69	3221	61	46.7	3	0	5	7	35	205	30 42.8
8)	Hekker, St.L	80	3721	61	46.5	5	1	10	10	28	192	33 42.3
9)	Morstead, N.O.	58	2690	63	46.4	5	0	10	6	24	99	19 42.9
10)	Allen, N.E.	66	3060	67	46.4	6	1	10	6	29	267	25 39.9
11)	Fields, Mia.	58	2688	60	46.3	3	1	3	5	36	349	21 38.6
12)	Lechler, Hou.	83	3845	71	46.3	10	1	13	4	32	396	27 38.7
13)	Martin, Det.	68	3138	71	46.1	5	0	10	2	30	311	29 40.1
14)	Quigley, NY-J	78	3580	69	45.9	9	1	9	12	25	250	23 39.9
15)	Scifres, S.D.	55	2516	72	45.7	6	1	9	7	21	216	21 38.9
16)	Bosher, Atl.	67	3063	66	45.7	4	0	3	6	26	250	27 40.8
17)	Weatherford, NY-G	80	3640	71	45.5	6	1	15	5	37	391	25 38.6
18)	Jones, Dal.	57	2586	64	45.4	2	1	4	11	25	240	21 39.8
19)	King, Oak.	109	4930	62	45.2	3	0	21	5	47	513	31 40.0
20)	Nortman, Car.	72	3236	72	44.9	5	2	13	6	28	435	26 36.5
21)	Colquitt, K.C.	71	3164	69	44.6	5	0	13	4	29	190	31 40.5
22)	Lanning, Cle.	93	4119	59	44.3	9	0	11	5	42	295	25 39.2
23)	Locke, Min.	75	3318	62	44.2	6	1	9	2	39	255	21 38.7
24)	Colquitt, Den.	69	3048	65	44.2	4	0	7	6	33	371	25 37.6
25)	Ryan, Sea.	61	2688	66	44.1	6	1	7	9	17	195	28 38.3
26)	Masthay, G.B.	49	2159	63	44.1	4	2	8	5	22	191	14 37.0
27)	Jones, Phi.	76	3331	68	43.8	7	0	13	5	29	238	34 38.9
28)	*O'Donnell, Chi.	71	3107	61	43.8	3	1	7	9	33	335	20 37.7
29)	Wing, Pit.	61	2667	74	43.7	4	0	9	3	27	220	20 38.8
30)	Schmidt, Buf.	86	3692	67	42.9	6	0	11	11	38	246	31 38.7
31)	D. Butler, Ariz	79	3328	67	42.1	5	2	8	5	26	246	34 36.8
32)	Koenen, T.B.	78	3154	56	40.4	2	1	12	6	32	185	17 37.1

**WEEK 17 / THROUGH SUNDAY, DECEMBER 28, 2014**

**AFC / LEADING PUNTERS, NET AVERAGE**

Rank	Player, Team	No	Yards	Lg	Avg	TB	Blk	Dwn	OB	Opp Ret	In	Net
1)	Koch, Bal.	60	2841	73	47.4	4	0	8	11	23	166	26 43.3
2)	McAfee, Ind.	69	3221	61	46.7	3	0	5	7	35	205	30 42.8
3)	Huber, Cin.	73	3419	69	46.8	6	0	14	8	30	226	27 42.1
<b>4)</b>	<b>Kern, Ten.</b>	<b>88</b>	<b>4118</b>	<b>79</b>	<b>46.8</b>	<b>7</b>	<b>1</b>	<b>6</b>	<b>7</b>	<b>43</b>	<b>350</b>	<b>28 40.8</b>
5)	Colquitt, K.C.	71	3164	69	44.6	5	0	13	4	29	190	31 40.5
6)	King, Oak.	109	4930	62	45.2	3	0	21	5	47	513	31 40.0
7)	Allen, N.E.	66	3060	67	46.4	6	1	10	6	29	267	25 39.9
8)	Quigley, NY-J	78	3580	69	45.9	9	1	9	12	25	250	23 39.9
9)	Anger, Jac.	94	4464	69	47.5	10	2	5	7	52	464	25 39.6
10)	Lanning, Cle.	93	4119	59	44.3	9	0	11	5	42	295	25 39.2
11)	Scifres, S.D.	55	2516	72	45.7	6	1	9	7	21	216	21 38.9
12)	Wing, Pit.	61	2667	74	43.7	4	0	9	3	27	220	20 38.8
13)	Lechler, Hou.	83	3845	71	46.3	10	1	13	4	32	396	27 38.7
14)	Schmidt, Buf.	86	3692	67	42.9	6	0	11	11	38	246	31 38.7
15)	Fields, Mia.	58	2688	60	46.3	3	1	3	5	36	349	21 38.6
16)	Colquitt, Den.	69	3048	65	44.2	4	0	7	6	33	371	25 37.6

**NFC / LEADING PUNTERS, NET AVERAGE**

Rank	Player, Team	No	Yards	Lg	Avg	TB	Blk	Dwn	OB	Opp Ret	In	Net
1)	Morstead, N.O.	58	2690	63	46.4	5	0	10	6	24	99	19 42.9
2)	Hekker, St.L	80	3721	61	46.5	5	1	10	10	28	192	33 42.3
3)	Bosher, Atl.	67	3063	66	45.7	4	0	3	6	26	250	27 40.8
4)	Martin, Det.	68	3138	71	46.1	5	0	10	2	30	311	29 40.1
5)	Way, Was.	77	3659	77	47.5	7	1	12	6	42	397	22 40.0
6)	Jones, Dal.	57	2586	64	45.4	2	1	4	11	25	240	21 39.8
7)	Lee, S.F.	72	3369	71	46.8	7	1	3	4	36	336	28 39.6
8)	Jones, Phi.	76	3331	68	43.8	7	0	13	5	29	238	34 38.9
9)	Locke, Min.	75	3318	62	44.2	6	1	9	2	39	255	21 38.7
10)	Weatherford, NY-G	80	3640	71	45.5	6	1	15	5	37	391	25 38.6
11)	Ryan, Sea.	61	2688	66	44.1	6	1	7	9	17	195	28 38.3
12)	*O'Donnell, Chi.	71	3107	61	43.8	3	1	7	9	33	335	20 37.7
13)	Koenen, T.B.	78	3154	56	40.4	2	1	12	6	32	185	17 37.1
14)	Masthay, G.B.	49	2159	63	44.1	4	2	8	5	22	191	14 37.0
15)	D. Butler, Ariz	79	3328	67	42.1	5	2	8	5	26	246	34 36.8
16)	Nortman, Car.	72	3236	72	44.9	5	2	13	6	28	435	26 36.5

**NFL / LEADING PUNTERS, NET AVERAGE**

Rank	Player, Team	No	Yards	Lg	Avg	TB	Blk	Dwn	OB	Opp Ret	In	Net
1)	Koch, Bal.	60	2841	73	47.4	4	0	8	11	23	166	26 43.3
2)	Morstead, N.O.	58	2690	63	46.4	5	0	10	6	24	99	19 42.9
3)	McAfee, Ind.	69	3221	61	46.7	3	0	5	7	35	205	30 42.8
4)	Hekker, St.L	80	3721	61	46.5	5	1	10	10	28	192	33 42.3
5)	Huber, Cin.	73	3419	69	46.8	6	0	14	8	30	226	27 42.1
6)	Bosher, Atl.	67	3063	66	45.7	4	0	3	6	26	250	27 40.8
<b>7)</b>	<b>Kern, Ten.</b>	<b>88</b>	<b>4118</b>	<b>79</b>	<b>46.8</b>	<b>7</b>	<b>1</b>	<b>6</b>	<b>7</b>	<b>43</b>	<b>350</b>	<b>28 40.8</b>
8)	Colquitt, K.C.	71	3164	69	44.6	5	0	13	4	29	190	31 40.5
9)	Martin, Det.	68	3138	71	46.1	5	0	10	2	30	311	29 40.1
10)	Way, Was.	77	3659	77	47.5	7	1	12	6	42	397	22 40.0
11)	King, Oak.	109	4930	62	45.2	3	0	21	5	47	513	31 40.0
12)	Allen, N.E.	66	3060	67	46.4	6	1	10	6	29	267	25 39.9
13)	Quigley, NY-J	78	3580	69	45.9	9	1	9	12	25	250	23 39.9
14)	Jones, Dal.	57	2586	64	45.4	2	1	4	11	25	240	21 39.8
15)	Lee, S.F.	72	3369	71	46.8	7	1	3	4	36	336	28 39.6
16)	Anger, Jac.	94	4464	69	47.5	10	2	5	7	52	464	25 39.6
17)	Lanning, Cle.	93	4119	59	44.3	9	0	11	5	42	295	25 39.2
18)	Scifres, S.D.	55	2516	72	45.7	6	1	9	7	21	216	21 38.9
19)	Jones, Phi.	76	3331	68	43.8	7	0	13	5	29	238	34 38.9
20)	Wing, Pit.	61	2667	74	43.7	4	0	9	3	27	220	20 38.8
21)	Locke, Min.	75	3318	62	44.2	6	1	9	2	39	255	21 38.7
22)	Lechler, Hou.	83	3845	71	46.3	10	1	13	4	32	396	27 38.7
23)	Schmidt, Buf.	86	3692	67	42.9	6	0	11	11	38	246	31 38.7
24)	Weatherford, NY-G	80	3640	71	45.5	6	1	15	5	37	391	25 38.6
25)	Fields, Mia.	58	2688	60	46.3	3	1	3	5	36	349	21 38.6
26)	Ryan, Sea.	61	2688	66	44.1	6	1	7	9	17	195	28 38.3
27)	*O'Donnell, Chi.	71	3107	61	43.8	3	1	7	9	33	335	20 37.7
28)	Colquitt, Den.	69	3048	65	44.2	4	0	7	6	33	371	25 37.6
29)	Koenen, T.B.	78	3154	56	40.4	2	1	12	6	32	185	17 37.1
30)	Masthay, G.B.	49	2159	63	44.1	4	2	8	5	22	191	14 37.0
31)	D. Butler, Ariz	79	3328	67	42.1	5	2	8	5	26	246	34 36.8
32)	Nortman, Car.	72	3236	72	44.9	5	2	13	6	28	435	26 36.5

**WEEK 17 / THROUGH SUNDAY, DECEMBER 28, 2014****AFC / PUNT RETURN LEADERS**

Rank	Player, Team	Ret	FC	Yards	Avg	Long	TD
1)	Edelman, N.E.	25	6	299	12.0	84t	1
2)	*Thomas, K.C.	34	0	405	11.9	81t	1
3)	A. Jones, Cin.	22	1	262	11.9	47	0
4)	A. Brown, Pit.	30	16	319	10.6	71t	1
5)	J. Jones, Bal.	30	17	275	9.2	45	0
6)	McKelvin, Buf.	21	8	183	8.7	24	0
7)	*Landry, Mia.	25	19	204	8.2	32	0
8)	Kerley, NY-J	25	13	199	8.0	41	0
9)	*Carrie, Oak.	26	11	195	7.5	27	0
10)	*Burse, Den.	29	24	211	7.3	22	0
11)	Whalen, Ind.	26	17	187	7.2	22	0
12)	Sanders, Jac.	32	10	227	7.1	23	0
<b>13)</b>	<b>McCluster, Ten.</b>	<b>22</b>	<b>14</b>	<b>155</b>	<b>7.0</b>	<b>48</b>	<b>0</b>
14)	K. Martin, Hou.	25	24	154	6.2	21	0

**NFC / PUNT RETURN LEADERS**

Rank	Player, Team	Ret	FC	Yards	Avg	Long	TD
1)	Sproles, Phi.	39	16	506	13.0	82t	2
2)	Austin, St.L	35	23	391	11.2	78t	1
3)	Sherels, Min.	27	26	297	11.0	35	0
4)	Ginn, Ariz	26	24	277	10.7	71t	1
5)	Harris, Dal.	30	13	275	9.2	38	0
6)	Ross, Det.	32	37	284	8.9	28	0
7)	*Ellington, S.F.	23	12	188	8.2	23	0
8)	*Beckham, NY-G	21	11	171	8.1	25	0
9)	Walters, Sea.	27	23	207	7.7	21	0
10)	Roberts, Was.	28	25	208	7.4	37	0

**NFL / PUNT RETURN LEADERS**

Rank	Player, Team	Ret	FC	Yards	Avg	Long	TD
1)	Sproles, Phi.	39	16	506	13.0	82t	2
2)	Edelman, N.E.	25	6	299	12.0	84t	1
3)	*Thomas, K.C.	34	0	405	11.9	81t	1
4)	A. Jones, Cin.	22	1	262	11.9	47	0
5)	Austin, St.L	35	23	391	11.2	78t	1
6)	Sherels, Min.	27	26	297	11.0	35	0
7)	Ginn, Ariz	26	24	277	10.7	71t	1
8)	A. Brown, Pit.	30	16	319	10.6	71t	1
9t)	Harris, Dal.	30	13	275	9.2	38	0
9t)	J. Jones, Bal.	30	17	275	9.2	45	0
11)	Ross, Det.	32	37	284	8.9	28	0
12)	McKelvin, Buf.	21	8	183	8.7	24	0
13)	*Ellington, S.F.	23	12	188	8.2	23	0
14)	*Landry, Mia.	25	19	204	8.2	32	0
15)	*Beckham, NY-G	21	11	171	8.1	25	0
16)	Kerley, NY-J	25	13	199	8.0	41	0
17)	Walters, Sea.	27	23	207	7.7	21	0
18)	*Carrie, Oak.	26	11	195	7.5	27	0
19)	Roberts, Was.	28	25	208	7.4	37	0
20)	*Burse, Den.	29	24	211	7.3	22	0
21)	Whalen, Ind.	26	17	187	7.2	22	0
22)	Sanders, Jac.	32	10	227	7.1	23	0
<b>23)</b>	<b>McCluster, Ten.</b>	<b>22</b>	<b>14</b>	<b>155</b>	<b>7.0</b>	<b>48</b>	<b>0</b>
24)	K. Martin, Hou.	25	24	154	6.2	21	0



**WEEK 17 / THROUGH SUNDAY, DECEMBER 28, 2014****AFC / KICKOFF RETURN LEADERS**

Rank	Player, Team	Ret	Yards	Avg	Long	TD
1)	A. Jones, Cin.	27	844	31.3	97	0
2)	J. Jones, Bal.	32	978	30.6	108t	1
3)	K. Davis, K.C.	29	829	28.6	99t	1
4)	*Landry, Mia.	34	954	28.1	74	0
5)	Todman, Jac.	38	972	25.6	40	0
6)	Wheaton, Pit.	20	494	24.7	41	0
7)	Harvin, Sea.-NY-J	32	778	24.3	65	0
8)	Amendola, N.E.	20	482	24.1	81	0
9)	<b>L. Washington, Ten.</b>	<b>31</b>	<b>738</b>	<b>23.8</b>	<b>52</b>	<b>0</b>

**NFC / KICKOFF RETURN LEADERS**

Rank	Player, Team	Ret	Yards	Avg	Long	TD
1)	B. Cunningham, St.L	35	963	27.5	75	0
2)	Patterson, Min.	34	871	25.6	51	0
3)	*Ellington, S.F.	24	614	25.6	38	0
4)	Mariani, Chi.	20	510	25.5	67	0
5)	Ross, Det.	23	584	25.4	41	0
6)	Hester, Atl.	45	1128	25.1	66	0
7)	Harris, Dal.	30	742	24.7	42	0
8)	Parker, NY-G	21	509	24.2	45	0
9)	C. Williams, Chi.	24	579	24.1	101t	1
10)	Roberts, Was.	30	710	23.7	45	0
11)	Harris, G.B.	22	456	20.7	41	0
12)	Ginn, Ariz	22	417	19.0	43	0

**NFL / KICKOFF RETURN LEADERS**

Rank	Player, Team	Ret	Yards	Avg	Long	TD
1)	A. Jones, Cin.	27	844	31.3	97	0
2)	J. Jones, Bal.	32	978	30.6	108t	1
3)	K. Davis, K.C.	29	829	28.6	99t	1
4)	*Landry, Mia.	34	954	28.1	74	0
5)	B. Cunningham, St.L	35	963	27.5	75	0
6)	Patterson, Min.	34	871	25.6	51	0
7)	*Ellington, S.F.	24	614	25.6	38	0
8)	Todman, Jac.	38	972	25.6	40	0
9)	Mariani, Chi.	20	510	25.5	67	0
10)	Ross, Det.	23	584	25.4	41	0
11)	Hester, Atl.	45	1128	25.1	66	0
12)	Harris, Dal.	30	742	24.7	42	0
13)	Wheaton, Pit.	20	494	24.7	41	0
14)	Harvin, Sea.-NY-J	32	778	24.3	65	0
15)	Parker, NY-G	21	509	24.2	45	0
16)	C. Williams, Chi.	24	579	24.1	101t	1
17)	Amendola, N.E.	20	482	24.1	81	0
18)	<b>L. Washington, Ten.</b>	<b>31</b>	<b>738</b>	<b>23.8</b>	<b>52</b>	<b>0</b>
19)	Roberts, Was.	30	710	23.7	45	0
20)	Harris, G.B.	22	456	20.7	41	0
21)	Ginn, Ariz	22	417	19.0	43	0

**WEEK 17 / THROUGH SUNDAY, DECEMBER 28, 2014**

**AFC / LEADERS IN INTERCEPTIONS**

Rank	Player, Team	Int	Yards	Avg	Long	TD
1)	Gipson, Cle.	6	158	26.3	62t	1
2t)	Grimes, Mia.	5	80	16.0	32	1
2t)	Adams, Ind.	5	24	4.8	10	0
4t)	V. Davis, Ind.	4	72	18.0	42	0
4t)	Talib, Den.	4	62	15.5	33t	2
4t)	Moore, Den.	4	36	9.0	19	0
4t)	Woodson, Oak.	4	35	8.8	30	0
4t)	Skrine, Cle.	4	34	8.5	30	0
4t)	Nelson, Cin.	4	30	7.5	31	0
4t)	McKelvin, Buf.	4	10	2.5	9	0
11t)	Bouye, Hou.	3	120	40.0	67	1
11t)	Gay, Pit.	3	113	37.7	52t	3
11t)	Jackson, Hou.	3	97	32.3	65	0
11t)	Searcy, Buf.	3	70	23.3	32	0
11t)	R. Jones, Mia.	3	62	20.7	50	0
11t)	Gilmore, Buf.	3	61	20.3	27	0
11t)	Iloka, Cin.	3	58	19.3	28	0
11t)	McCain, Pit.	3	56	18.7	31	1
11t)	Harris, Den.	3	52	17.3	38	0
11t)	Flowers, S.D.	3	44	14.7	27	0
11t)	Kirkpatrick, Cin.	3	32	10.7	30t	1
11t)	Rolle, G.B.-Hou.	3	25	8.3	13	0
11t)	A. Jones, Cin.	3	23	7.7	12	0
11t)	Coleman, K.C.	3	12	4.0	12	0
11t)	Haden, Cle.	3	0	0.0	0	0
<b>11t)</b>	<b>McCourty, Ten.</b>	<b>3</b>	<b>0</b>	<b>0.0</b>	<b>0</b>	<b>0</b>

**NFC / LEADERS IN INTERCEPTIONS**

Rank	Player, Team	Int	Yards	Avg	Long	TD
1)	Quin, Det.	7	117	16.7	56	0
2t)	H. Smith, Min.	5	150	30.0	81t	1
2t)	Carter, Dal.	5	72	14.4	35	1
2t)	Cox, S.F.	5	12	2.4	10	0
5t)	Johnson, Ariz	4	146	36.5	88t	2
5t)	Ihedigbo, Det.	4	86	21.5	70	0
5t)	*Fuller, Chi.	4	81	20.3	31	0
5t)	Sherman, Sea.	4	81	20.3	53	0
5t)	Bethea, S.F.	4	71	17.8	49t	1
5t)	Banks, T.B.	4	69	17.3	32	1
5t)	Culliver, S.F.	4	61	15.3	29	0
5t)	Mundy, Chi.	4	52	13.0	45t	1
5t)	N. Allen, Phi.	4	45	11.3	40	0
5t)	Harper, Car.	4	43	10.8	31t	1
5t)	Ishmael, Atl.	4	37	9.3	23t	1
5t)	Demps, NY-G	4	19	4.8	10	0
17t)	Reid, S.F.	3	138	46.0	73	0
17t)	Hayward, G.B.	3	113	37.7	82t	1
17t)	Rolle, NY-G	3	71	23.7	39	0
17t)	Johnson, St.L	3	69	23.0	43t	1
17t)	Jenkins, Phi.	3	67	22.3	53t	1
17t)	Amukamara, NY-G	3	66	22.0	38	0
17t)	Cromartie, Ariz	3	65	21.7	40	0
17t)	Lansanah, T.B.	3	60	20.0	33t	2
17t)	Wilcox, Dal.	3	46	15.3	46	0
17t)	Peterson, Ariz	3	30	10.0	30t	1
17t)	Robinson, Min.	3	22	7.3	23	0
17t)	Alford, Atl.	3	21	7.0	21	0
17t)	Powers, Ariz	3	19	6.3	12	0
17t)	Trufant, Atl.	3	19	6.3	19	0
17t)	Conte, Chi.	3	6	2.0	5	0
17t)	Williams, G.B.	3	2	0.7	2	0

**NFL / LEADERS IN INTERCEPTIONS**

Rank	Player, Team	Int	Yards	Avg	Long	TD
1)	Quin, Det.	7	117	16.7	56	0
2)	Gipson, Cle.	6	158	26.3	62t	1
3t)	H. Smith, Min.	5	150	30.0	81t	1
3t)	Grimes, Mia.	5	80	16.0	32	1
3t)	Carter, Dal.	5	72	14.4	35	1
3t)	Adams, Ind.	5	24	4.8	10	0
3t)	Cox, S.F.	5	12	2.4	10	0
8t)	Johnson, Ariz	4	146	36.5	88t	2
8t)	Ihedigbo, Det.	4	86	21.5	70	0
8t)	*Fuller, Chi.	4	81	20.3	31	0
8t)	Sherman, Sea.	4	81	20.3	53	0
8t)	V. Davis, Ind.	4	72	18.0	42	0
8t)	Bethea, S.F.	4	71	17.8	49t	1
8t)	Banks, T.B.	4	69	17.3	32	1
8t)	Talib, Den.	4	62	15.5	33t	2
8t)	Culliver, S.F.	4	61	15.3	29	0
8t)	Mundy, Chi.	4	52	13.0	45t	1
8t)	N. Allen, Phi.	4	45	11.3	40	0
8t)	Harper, Car.	4	43	10.8	31t	1
8t)	Ishmael, Atl.	4	37	9.3	23t	1
8t)	Moore, Den.	4	36	9.0	19	0
8t)	Woodson, Oak.	4	35	8.8	30	0
8t)	Skrine, Cle.	4	34	8.5	30	0
8t)	Nelson, Cin.	4	30	7.5	31	0
8t)	Demps, NY-G	4	19	4.8	10	0
8t)	McKelvin, Buf.	4	10	2.5	9	0

AFC / LEADERS IN SACKS

Rank	Player, Team	Sacks
1)	Houston, K.C. (LB)	22.0
2)	Watt, Hou. (DE)	20.5
3)	Dumervil, Bal. (LB)	17.0
4)	Ma. Williams, Buf. (DE)	14.5
5)	V. Miller, Den. (LB)	14.0
6)	Suggs, Bal. (LB)	12.0
7)	Wake, Mia. (DE)	11.5
8)	Kruger, Cle. (LB)	11.0
9t)	Dareus, Buf. (DT)	10.0
9t)	Ware, Den. (DE)	10.0
11)	Hughes, Buf. (DE)	9.5
12)	Marks, Jac. (DT)	8.5
13t)	Clemons, Jac. (DE)	8.0
13t)	Dunlap, Cin. (DE)	8.0
13t)	Ninkovich, N.E. (DE)	8.0
13t)	S. Richardson, NY-J (DE)	8.0
17t)	Heyward, Pit. (DE)	7.5
17t)	McPhee, Bal. (LB)	7.5
17t)	Worilds, Pit. (LB)	7.5
20t)	Coples, NY-J (LB)	6.5
20t)	Davis, Jac. (DE)	6.5
<b>20t)</b>	<b>Morgan, Ten. (LB)</b>	<b>6.5</b>
20t)	*Newsome, Ind. (LB)	6.5
20t)	Vernon, Mia. (DE)	6.5
25t)	Hali, K.C. (LB)	6.0
25t)	Harris, NY-J (LB)	6.0
25t)	Hightower, N.E. (LB)	6.0
25t)	Cha. Jones, N.E. (DE)	6.0
25t)	Poe, K.C. (NT)	6.0
25t)	Walden, Ind. (LB)	6.0
31t)	Harrison, Pit. (LB)	5.5
31t)	Wilkerson, NY-J (DE)	5.5
31t)	K. Williams, Buf. (DT)	5.5
34t)	Bailey, K.C. (DE)	5.0
34t)	D. Bryant, Cle. (DE)	5.0
<b>34t)</b>	<b>Casey, Ten. (DE)</b>	<b>5.0</b>
34t)	Mercilus, Hou. (LB)	5.0
34t)	Pace, NY-J (LB)	5.0
34t)	Tuck, Oak. (DE)	5.0
40t)	Liuget, S.D. (DE)	4.5
40t)	Starks, Mia. (DT)	4.5
42t)	Ayers, Ten.-N.E. (LB)	4.0
42t)	Collins, N.E. (LB)	4.0
42t)	Ingram, S.D. (LB)	4.0
42t)	D. Jackson, Ind. (LB)	4.0
42t)	*Jernigan, Bal. (DE)	4.0
42t)	*Mack, Oak. (LB)	4.0
42t)	Moats, Pit. (LB)	4.0
42t)	Werner, Ind. (LB)	4.0
50t)	Crick, Hou. (DE)	3.5
50t)	Davis, NY-J (LB)	3.5
50t)	Freeney, S.D. (LB)	3.5
50t)	Jenkins, Mia. (LB)	3.5
50t)	Redding, Ind. (DE)	3.5

NFL / LEADERS IN SACKS

Rank	Player, Team	Sacks
1)	Houston, K.C. (LB)	22.0
2)	Watt, Hou. (DE)	20.5
3)	Dumervil, Bal. (LB)	17.0
4t)	Barwin, Phi. (LB)	14.5
4t)	Ma. Williams, Buf. (DE)	14.5
6)	V. Miller, Den. (LB)	14.0
7)	Kerrigan, Was. (LB)	13.5
8)	Pierre-Paul, NY-G (DE)	12.5
9t)	Griffen, Min. (DE)	12.0
9t)	Suggs, Bal. (LB)	12.0
11)	Wake, Mia. (DE)	11.5
12t)	Kruger, Cle. (LB)	11.0
12t)	Matthews, G.B. (LB)	11.0
14)	Quinn, St.L (DE)	10.5
15t)	Dareus, Buf. (DT)	10.0
15t)	Galette, N.O. (LB)	10.0
15t)	Ware, Den. (DE)	10.0
15t)	Young, Chi. (DE)	10.0
19)	Hughes, Buf. (DE)	9.5
20t)	Curry, Phi. (DE)	9.0
20t)	*Donald, St.L (DT)	9.0
22t)	Johnson, Car. (DE)	8.5
22t)	Marks, Jac. (DT)	8.5
22t)	McCoy, T.B. (DT)	8.5

NFC / LEADERS IN SACKS

Rank	Player, Team	Sacks
1)	Barwin, Phi. (LB)	14.5
2)	Kerrigan, Was. (LB)	13.5
3)	Pierre-Paul, NY-G (DE)	12.5
4)	Griffen, Min. (DE)	12.0
5)	Matthews, G.B. (LB)	11.0
6)	Quinn, St.L (DE)	10.5
7t)	Galette, N.O. (LB)	10.0
7t)	Young, Chi. (DE)	10.0
9t)	Curry, Phi. (DE)	9.0
9t)	*Donald, St.L (DT)	9.0
11t)	Johnson, Car. (DE)	8.5
11t)	McCoy, T.B. (DT)	8.5
11t)	Suh, Det. (DT)	8.5
14)	Okafor, Ariz (LB)	8.0
15t)	Ansah, Det. (DE)	7.5
15t)	Jordan, N.O. (DE)	7.5
17t)	Bennett, Sea. (DE)	7.0
17t)	Campbell, Ariz (DE)	7.0
17t)	Hankins, NY-G (DT)	7.0
17t)	Peppers, G.B. (LB)	7.0
21t)	Addison, Car. (DE)	6.5
21t)	Cole, Phi. (LB)	6.5
21t)	Irvin, Sea. (LB)	6.5
21t)	T. Johnson, Min. (DT)	6.5
21t)	Ratliff, Chi. (DT)	6.5
21t)	Smith, Buf.-T.B. (DE)	6.5
27t)	Brooks, S.F. (LB)	6.0
27t)	G. Johnson, Det. (DE)	6.0
27t)	*Lynch, S.F. (LB)	6.0
27t)	Mincey, Dal. (DE)	6.0
27t)	Paea, Chi. (DT)	6.0
32t)	Allen, Chi. (DE)	5.5
32t)	Daniels, G.B. (DE)	5.5
32t)	Graham, Phi. (LB)	5.5
32t)	Hatcher, Was. (DE)	5.5
32t)	Hill, Sea. (DT)	5.5
32t)	Moore, NY-G (DE)	5.5
38t)	Avril, Sea. (DE)	5.0
38t)	Ayers, NY-G (DE)	5.0
38t)	J. Jones, Det. (DE)	5.0
38t)	McDonald, T.B. (DT)	5.0
38t)	Melton, Dal. (DT)	5.0
38t)	Rucker, Ariz (DE)	5.0
38t)	Skuta, S.F. (LB)	5.0
38t)	J. Smith, S.F. (DE)	5.0
46t)	Biermann, Atl. (LB)	4.5
46t)	Floyd, Min. (DT)	4.5
46t)	*Kennard, NY-G (LB)	4.5
46t)	M. Neal, G.B. (DE)	4.5
46t)	Robison, Min. (DE)	4.5
22t)	Suh, Det. (DT)	8.5
26t)	Clemons, Jac. (DE)	8.0
26t)	Dunlap, Cin. (DE)	8.0
26t)	Ninkovich, N.E. (DE)	8.0
26t)	Okafor, Ariz (LB)	8.0
26t)	S. Richardson, NY-J (DE)	8.0
31t)	Ansah, Det. (DE)	7.5
31t)	Heyward, Pit. (DE)	7.5
31t)	Jordan, N.O. (DE)	7.5
31t)	McPhee, Bal. (LB)	7.5
31t)	Worilds, Pit. (LB)	7.5
36t)	Bennett, Sea. (DE)	7.0
36t)	Campbell, Ariz (DE)	7.0
36t)	Hankins, NY-G (DT)	7.0
36t)	Peppers, G.B. (LB)	7.0
40t)	Addison, Car. (DE)	6.5
40t)	Cole, Phi. (LB)	6.5
40t)	Coples, NY-J (LB)	6.5
40t)	Davis, Jac. (DE)	6.5
40t)	Irvin, Sea. (LB)	6.5
40t)	T. Johnson, Min. (DT)	6.5
<b>40t)</b>	<b>Morgan, Ten. (LB)</b>	<b>6.5</b>
40t)	*Newsome, Ind. (LB)	6.5
40t)	Ratliff, Chi. (DT)	6.5
40t)	Smith, Buf.-T.B. (DE)	6.5
40t)	Vernon, Mia. (DE)	6.5

## WEEK 17 / THROUGH SUNDAY, DECEMBER 28, 2014

AFC / DEFENSIVE FUMBLE RECOVERIES

Rank	Player, Team	Ret	Yards	Avg	Long	TD
1)	Watt, Hou.	5	59	11.8	45t	1
2)	D. Jackson, Ind.	4	35	8.8	35t	1
3t)	Butler, S.D.	3	0	0.0	0	0
3t)	Graham, Ten.-NY-J	3	0	0.0	0	0
5t)	Joseph, Hou.	2	73	36.5	49	0
5t)	Stuckey, S.D.	2	53	26.5	53t	1
<b>5t)</b>	<b>*Williamson, Ten.</b>	<b>2</b>	<b>43</b>	<b>21.5</b>	<b>41</b>	<b>0</b>
5t)	Haden, Cle.	2	34	17.0	34	0
5t)	Collins, N.E.	2	3	1.5	3	0
5t)	D. Williams, Buf.	2	3	1.5	3	0
5t)	Robey, Buf.	2	2	1.0	2	0
5t)	Adams, Ind.	2	0	0.0	0	0
5t)	Davis, NY-J	2	0	0.0	0	0
5t)	Davis, Jac.	2	0	0.0	0	0
5t)	Delmas, Mia.	2	0	0.0	0	0
5t)	Liuget, S.D.	2	0	0.0	0t	1
5t)	*T. Smith, Jac.	2	0	0.0	0	0
5t)	Trusnik, Mia.	2	0	0.0	0	0
5t)	Tyson, Bal.	2	0	0.0	0	0
5t)	Worilds, Pit.	2	0	0.0	0	0
5t)	Zombo, K.C.	2	0	0.0	0	0
5t)	Evans, Jac.	2	-2	-1.0	0	0

NFC / DEFENSIVE FUMBLE RECOVERIES

Rank	Player, Team	Ret	Yards	Avg	Long	TD
1t)	Thornton, Phi.	3	40	13.3	40	1
1t)	*Barr, Min.	3	27	9.0	27t	1
1t)	N. Allen, Phi.	3	25	8.3	22	0
1t)	Cox, Phi.	3	21	7.0	17t	1
1t)	Peppers, G.B.	3	2	0.7	2	0
1t)	Hill, Sea.	3	0	0.0	0	0
7t)	Hayward, G.B.	2	49	24.5	49t	1
7t)	Laurinaitis, St.L	2	17	8.5	17	0
7t)	Moore, Dal.	2	17	8.5	17	0
7t)	Wilcox, Dal.	2	11	5.5	11	0
7t)	McLeod, St.L	2	9	4.5	9	0
7t)	*Benwikere, Car.	2	6	3.0	6	0
7t)	Maponga, Atl.	2	6	3.0	6	0
7t)	McDonald, T.B.	2	4	2.0	3	0
7t)	Melton, Dal.	2	1	0.5	1	0
7t)	Addison, Car.	2	0	0.0	0	0
7t)	Allen, Chi.	2	0	0.0	0	0
7t)	Bartu, Atl.	2	0	0.0	0	0
7t)	Clark, Was.	2	0	0.0	0	0
7t)	Cox, S.F.	2	0	0.0	0	0
7t)	Short, Car.	2	0	0.0	0	0
7t)	Spence, T.B.	2	0	0.0	0	0
7t)	Weems, Atl.	2	0	0.0	0	0

NFL / DEFENSIVE FUMBLE RECOVERIES

Rank	Player, Team	Ret	Yards	Avg	Long	TD
1)	Watt, Hou.	5	59	11.8	45t	1
2)	D. Jackson, Ind.	4	35	8.8	35t	1
3t)	Thornton, Phi.	3	40	13.3	40	1
3t)	*Barr, Min.	3	27	9.0	27t	1
3t)	N. Allen, Phi.	3	25	8.3	22	0
3t)	Cox, Phi.	3	21	7.0	17t	1
3t)	Peppers, G.B.	3	2	0.7	2	0
3t)	Butler, S.D.	3	0	0.0	0	0
<b>3t)</b>	<b>Graham, Ten.-NY-J</b>	<b>3</b>	<b>0</b>	<b>0.0</b>	<b>0</b>	<b>0</b>
3t)	Hill, Sea.	3	0	0.0	0	0
11t)	Joseph, Hou.	2	73	36.5	49	0
11t)	Stuckey, S.D.	2	53	26.5	53t	1
11t)	Hayward, G.B.	2	49	24.5	49t	1
<b>11t)</b>	<b>*Williamson, Ten.</b>	<b>2</b>	<b>43</b>	<b>21.5</b>	<b>41</b>	<b>0</b>
11t)	Haden, Cle.	2	34	17.0	34	0
11t)	Laurinaitis, St.L	2	17	8.5	17	0
11t)	Moore, Dal.	2	17	8.5	17	0
11t)	Wilcox, Dal.	2	11	5.5	11	0
11t)	McLeod, St.L	2	9	4.5	9	0
11t)	*Benwikere, Car.	2	6	3.0	6	0
11t)	Maponga, Atl.	2	6	3.0	6	0
11t)	McDonald, T.B.	2	4	2.0	3	0
11t)	Collins, N.E.	2	3	1.5	3	0
11t)	D. Williams, Buf.	2	3	1.5	3	0
11t)	Robey, Buf.	2	2	1.0	2	0
11t)	Melton, Dal.	2	1	0.5	1	0
11t)	Adams, Ind.	2	0	0.0	0	0
11t)	Addison, Car.	2	0	0.0	0	0
11t)	Allen, Chi.	2	0	0.0	0	0
11t)	Bartu, Atl.	2	0	0.0	0	0
11t)	Clark, Was.	2	0	0.0	0	0
11t)	Cox, S.F.	2	0	0.0	0	0
11t)	Davis, NY-J	2	0	0.0	0	0
11t)	Davis, Jac.	2	0	0.0	0	0
11t)	Delmas, Mia.	2	0	0.0	0	0
11t)	Liuget, S.D.	2	0	0.0	0t	1
11t)	Short, Car.	2	0	0.0	0	0
11t)	*T. Smith, Jac.	2	0	0.0	0	0
11t)	Spence, T.B.	2	0	0.0	0	0
11t)	Trusnik, Mia.	2	0	0.0	0	0
11t)	Tyson, Bal.	2	0	0.0	0	0
11t)	Weems, Atl.	2	0	0.0	0	0
11t)	Worilds, Pit.	2	0	0.0	0	0
11t)	Zombo, K.C.	2	0	0.0	0	0
11t)	Evans, Jac.	2	-2	-1.0	0	0



**WEEK 17 / THROUGH SUNDAY, DECEMBER 28, 2014**

**AFC / SINGLE-GAME HIGHS / PLAYERS**

**Most Points**-- 24, Gray, N.E. at Ind., 11/16, (4 td, 0 fg, 0 xp, 0 2pt)  
**Passing Yards**-- 522, Roethlisberger, Pitt. vs. Ind., 10/26, (40-49, 522, 6 td, 0 int)  
**Longest Pass**-- 94, Roethlisberger, Pitt. at Cin., 12/7, (to Bryant, Martavis, td)  
**Passing Touchdowns**-- 6, (3 times in Non-Overtime Games)  
**Rushing Yards**-- 204, Bell, Pitt. at Tenn., 11/17, (33-204, 1 td)  
**Rushing Attempts**-- 37, Gray, N.E. at Ind., 11/16, (37-201, 4 td)  
**Longest Rush**-- 97, Miller, Miami vs. NY-J, 12/28, td  
**Receptions**-- 12, Green, Cin. at Hou., 11/23, (12-121, 0 td)  
**Receiving Yards**-- 238, Hopkins, Hou. vs. Tenn., 11/30, (9-238, 2 td)  
**Kickoff Return Yards**-- 188, J. Jones, Balt. at Pitt., 11/2, (4-188, 1 td)  
**Kickoff Returns**-- 7, Tate, Cin. at N.E., 10/5, (7-141, 0 td)  
**Longest Kickoff Return**-- 108, J. Jones, Balt. at Pitt., 11/2, td  
**Punt Return Yards**-- 156, Thomas, K.C. vs. Oak., 12/14, (8-156, 0 fc, 1 td)  
**Punt Returns**-- 8, Thomas, K.C. vs. Oak., 12/14, (8-156, 0 fc, 1 td)  
**Longest Punt Return**-- 84, Edelman, N.E. vs. Denv., 11/2, td  
**Interceptions**-- 2, (17 times in Non-Overtime Games)  
**Longest Interception Return**-- 81, Delmas, Miami at Jax , 10/26, td  
**Sacks**-- 4.0, Houston, K.C. vs. S.D., 12/28  
**Scrimmage Yards**-- 254, Bell, Pitt. vs. N.O., 11/30, (Rush 21-95, Rec 8-159)  
**Longest Punt**-- 79, Kern, Tenn. vs. Ind., 12/28  
**Punts**-- 11, Huber, Cin. at Ind., 10/19, (11-558, 50.7)  
**Punts**-- 11, King, Oak. at K.C., 12/14, (11-477, 43.4)  
**Field Goals Made**-- 6, Bullock, Hou. vs. Balt., 12/21, (6-6, 39 lg)  
**Longest Field Goal**-- 58, Carpenter, Buff. at Det., 10/5

**NFC / SINGLE-GAME HIGHS / PLAYERS**

**Most Points**-- 24, Lynch, Sea. vs. NY-G, 11/9, (4 td, 0 fg, 0 xp, 0 2pt)  
**Passing Yards**-- 448, Ryan, Atl. vs. N.O., 9/7 (OT), (31-43, 448, 3 td, 0 int)  
**Passing Yards**-- 429, E. Manning, NY-G vs. Phil., 12/28, (28-53, 429, 1 td, 1 int)  
**Longest Pass**-- 87, Bridgewater, Minn. vs. NY-J, 12/7 (OT), (to Wright, Jarius, td)  
**Longest Pass**-- 81, Cousins, Wash. at Phil., 9/21, (to Jackson, DeSean, td)  
**Longest Pass**-- 81, Thomas, Ariz. at Denv., 10/5, (to Ellington, Andre, td)  
**Passing Touchdowns**-- 6, A. Rodgers, G.B. vs. Chi., 11/9, (18-27, 315, 6 td, 0 int)  
**Rushing Yards**-- 179, Murray, Dal. at Chi., 12/4, (32-179, 1 td)  
**Rushing Attempts**-- 34, Jennings, NY-G vs. Hou., 9/21, (34-176, 1 td)  
**Longest Rush**-- 90, Kaepernick, S.F. vs. S.D., 12/20 (OT), td  
**Longest Rush**-- 89, Mason, St.L. vs. Oak., 11/30, td  
**Receptions**-- 15, Ertz, Phil. at Wash., 12/20, (15-115, 0 td)  
**Receiving Yards**-- 259, J. Jones, Atl. at G.B., 12/8, (11-259, 1 td)  
**Kickoff Return Yards**-- 288, C. Williams, Chi. at G.B., 11/9, (10-288, 1 td)  
**Kickoff Returns**-- 10, C. Williams, Chi. at G.B., 11/9, (10-288, 1 td)  
**Longest Kickoff Return**-- 107, Huff, Phil. vs. Tenn., 11/23, td  
**Punt Return Yards**-- 143, Austin, St.L. at Wash., 12/7, (4-143, 0 fc, 1 td)  
**Punt Returns**-- 7, Roberts, Wash. vs. Jax , 9/14, (7-59, 0 fc, 0 td)  
**Longest Punt Return**-- 90, Bailey, St.L. vs. Sea., 10/19, td  
**Interceptions**-- 2, (11 times in Non-Overtime Games)  
**Longest Interception Return**-- 99, Jenkins, St.L. at S.D., 11/23, td  
**Sacks**-- 4.0, Kerrigan, Wash. vs. Jax , 9/14  
**Scrimmage Yards**-- 259, J. Jones, Atl. at G.B., 12/8, (Rush 0-0, Rec 11-259)  
**Longest Punt**-- 77, Way, Wash. vs. NY-G, 9/25  
**Punts**-- 11, Zastudil, Ariz. at Denv., 10/5, (11-487, 44.3)  
**Field Goals Made**-- 5, (5 times in Non-Overtime Games)  
**Longest Field Goal**-- 58, Hauschka, Sea. at Car., 10/26

**WEEK 17 / THROUGH SUNDAY, DECEMBER 28, 2014**

**NFL / SINGLE-GAME HIGHS / PLAYERS**

**Most Points**-- 24, Lynch, Sea. vs. NY-G, 11/9, (4 td, 0 fg, 0 xp, 0 2pt)  
**Most Points**-- 24, Gray, N.E. at Ind., 11/16, (4 td, 0 fg, 0 xp, 0 2pt)  
**Passing Yards**-- 522, Roethlisberger, Pitt. vs. Ind., 10/26, (40-49, 522, 6 td, 0 int)  
**Longest Pass**-- 94, Roethlisberger, Pitt. at Cin., 12/7, (to Bryant, Martavis, td)  
**Passing Touchdowns**-- 6, (4 times in Non-Overtime Games)  
**Rushing Yards**-- 204, Bell, Pitt. at Tenn., 11/17, (33-204, 1 td)  
**Rushing Attempts**-- 37, Gray, N.E. at Ind., 11/16, (37-201, 4 td)  
**Longest Rush**-- 97, Miller, Miami vs. NY-J, 12/28, td  
**Receptions**-- 15, Ertz, Phil. at Wash., 12/20, (15-115, 0 td)  
**Receiving Yards**-- 259, J. Jones, Atl. at G.B., 12/8, (11-259, 1 td)  
**Kickoff Return Yards**-- 288, C. Williams, Chi. at G.B., 11/9, (10-288, 1 td)  
**Kickoff Returns**-- 10, C. Williams, Chi. at G.B., 11/9, (10-288, 1 td)  
**Longest Kickoff Return**-- 108, J. Jones, Balt. at Pitt., 11/2, td  
**Punt Return Yards**-- 156, Thomas, K.C. vs. Oak., 12/14, (8-156, 0 fc, 1 td)  
**Punt Returns**-- 8, Thomas, K.C. vs. Oak., 12/14, (8-156, 0 fc, 1 td)  
**Longest Punt Return**-- 90, Bailey, St.L. vs. Sea., 10/19, td  
**Interceptions**-- 2, (28 times in Non-Overtime Games)  
**Longest Interception Return**-- 99, Jenkins, St.L. at S.D., 11/23, td  
**Sacks**-- 4.0, Kerrigan, Wash. vs. Jax , 9/14  
**Sacks**-- 4.0, Houston, K.C. vs. S.D., 12/28  
**Scrimmage Yards**-- 259, J. Jones, Atl. at G.B., 12/8, (Rush 0-0, Rec 11-259)  
**Longest Punt**-- 79, Kern, Tenn. vs. Ind., 12/28  
**Punts**-- 11, (3 times in Non-Overtime Games)  
**Field Goals Made**-- 6, Bullock, Hou. vs. Balt., 12/21, (6-6, 39 lg)  
**Longest Field Goal**-- 58, Carpenter, Buff. at Det., 10/5  
**Longest Field Goal**-- 58, Hauschka, Sea. at Car., 10/26

**WEEK 17 / THROUGH SUNDAY, DECEMBER 28, 2014**

**300-Yard Passing Games**

522, Roethlisberger, PIT vs. IND 10/26 (40-49, 6 TD)	346, Sanchez, PHI at GB 11/16 (26-44, 2 TD)
479, Manning, DEN vs. ARI 10/05 (31-47, 4 TD)	346, A. Rodgers, GB vs. NYJ 09/14 (25-42, 3 TD)
448, Ryan, ATL vs. NO 09/07 (ot) (31-43, 3 TD)	346, Tannehill, MIA at NE 12/14 (29-47, 1 TD)
438, Manning, DEN at NE 11/02 (34-57, 2 TD)	345, Flacco, BAL vs. CIN 09/07 (35-62, 1 TD)
435, Roethlisberger, PIT vs. NO 11/30 (32-58, 2 TD)	<u>345, Mettenberger, TEN at PHI 11/23 (20-39, 2 TD)</u>
429, E. Manning, NYG vs. PHI 12/28 (28-53, 1 TD)	344, Luck, IND vs. CIN 10/19 (27-42, 2 TD)
427, Cousins, WAS at PHI 09/21 (30-48, 3 TD)	343, Kaepernick, SF at STL 10/13 (22-35, 3 TD)
420, Brees, NO vs. BAL 11/24 (35-45, 3 TD)	343, Roethlisberger, PIT at NYJ 11/09 (30-43, 1 TD)
418, A. Rodgers, GB at NO 10/26 (28-39, 1 TD)	342, Brees, NO at DET 10/19 (28-45, 2 TD)
411, Foles, PHI at ARI 10/26 (36-62, 2 TD)	341, A. Rodgers, GB vs. PHI 11/16 (22-36, 3 TD)
400, Luck, IND at PIT 10/26 (26-45, 3 TD)	341, McCown, TB at CHI 11/23 (25-48, 1 TD)
396, Tannehill, MIA vs. MIN 12/21 (35-47, 4 TD)	341, Cutler, CHI vs. DAL 12/04 (32-46, 2 TD)
393, Luck, IND vs. TEN 09/28 (29-41, 4 TD)	340, Manning, DEN at OAK 11/09 (31-44, 5 TD)
392, McCoy, WAS at IND 11/30 (31-47, 3 TD)	340, Brees, NO at DAL 09/28 (32-44, 2 TD)
391, E. Manning, NYG at STL 12/21 (25-32, 3 TD)	340, Roethlisberger, PIT vs. BAL 11/02 (25-37, 6 TD)
390, Stafford, DET vs. CHI 11/27 (34-45, 2 TD)	339, Wilson, SEA at ARI 12/21 (20-31, 2 TD)
389, Manning, DEN at STL 11/16 (34-54, 1 TD)	338, E. Manning, NYG vs. DAL 11/23 (29-40, 3 TD)
383, Rivers, SD at BAL 11/30 (34-45, 3 TD)	336, Bortles, JAX at TEN 10/12 (32-46, 1 TD)
381, Cutler, CHI at ATL 10/12 (26-38, 1 TD)	336, Griffin III, WAS vs. DAL 12/28 (27-41, 1 TD)
377, Rivers, SD vs. JAX 09/28 (29-39, 3 TD)	333, Brady, NE vs. DEN 11/02 (33-53, 4 TD)
375, Brees, NO at CHI 12/15 (29-36, 3 TD)	333, Brees, NO at ATL 09/07 (ot) (29-42, 1 TD)
375, A. Davis, STL at PHI 10/05 (29-49, 3 TD)	332, Sanchez, PHI vs. CAR 11/10 (20-37, 2 TD)
375, Ryan, ATL at GB 12/08 (24-39, 4 TD)	331, Foles, PHI at IND 09/15 (21-37, 1 TD)
374, Sanchez, PHI at WAS 12/20 (37-50, 2 TD)	330, Hoyer, CLE vs. HOU 11/16 (20-50, 1 TD)
371, Brees, NO vs. TB 10/05 (ot) (35-57, 2 TD)	330, Cutler, CHI vs. MIN 11/16 (31-43, 3 TD)
370, Luck, IND at DEN 09/07 (35-53, 2 TD)	329, C. Palmer, ARI vs. PHI 10/26 (20-42, 2 TD)
370, Luck, IND at JAX 09/21 (31-39, 4 TD)	329, Orton, BUF at OAK 12/21 (32-49, 3 TD)
370, Luck, IND at HOU 10/09 (25-44, 3 TD)	328, Carr, OAK at CLE 10/26 (34-54, 1 TD)
370, Luck, IND vs. WAS 11/30 (19-27, 5 TD)	327, A. Davis, STL vs. DAL 09/21 (30-42, 3 TD)
368, A. Rodgers, GB vs. NE 11/30 (24-38, 2 TD)	327, Flacco, BAL vs. CAR 09/28 (22-31, 3 TD)
365, Roethlisberger, PIT vs. CLE 09/07 (23-34, 1 TD)	327, A. Rodgers, GB vs. ATL 12/08 (24-36, 3 TD)
361, Ryan, ATL vs. ARI 11/30 (30-41, 2 TD)	325, Stafford, DET at ATL 10/26 (24-47, 2 TD)
361, Brady, NE at BUF 10/12 (27-37, 4 TD)	325, Foles, PHI vs. WAS 09/21 (27-41, 3 TD)
360, Roethlisberger, PIT at ATL 12/14 (27-35, 0 TD)	324, Romo, DAL vs. HOU 10/05 (ot) (28-41, 2 TD)
359, E. Manning, NYG vs. IND 11/03 (27-52, 2 TD)	323, Dalton, CIN vs. CAR 10/12 (ot) (33-43, 2 TD)
358, G. Smith, NYJ at MIA 12/28 (20-25, 3 TD)	322, Hoyer, CLE at ATL 11/23 (23-40, 0 TD)
358, Fitzpatrick, HOU vs. TEN 11/30 (24-33, 6 TD)	322, Ryan, ATL at NO 12/21 (30-40, 1 TD)
356, Rivers, SD at SF 12/20 (ot) (33-54, 4 TD)	322, Foles, PHI vs. JAX 09/07 (27-45, 2 TD)
355, Orton, BUF at DEN 12/07 (38-57, 1 TD)	318, Manning, DEN vs. SF 10/19 (22-26, 4 TD)
354, Luck, IND at NYG 11/03 (25-46, 4 TD)	318, A. Rodgers, GB at TB 12/21 (31-40, 1 TD)
354, Cousins, WAS at ARI 10/12 (24-38, 2 TD)	317, Brady, NE at SD 12/07 (28-44, 2 TD)
354, Brady, NE vs. CHI 10/26 (30-35, 5 TD)	317, Roethlisberger, PIT vs. CIN 12/28 (24-38, 2 TD)
350, Roethlisberger, PIT at CIN 12/07 (25-39, 3 TD)	317, Bridgewater, MIN vs. ATL 09/28 (19-30, 0 TD)
349, Brady, NE vs. DET 11/23 (38-53, 2 TD)	316, Ryan, ATL at NYG 10/05 (29-45, 1 TD)
349, Cutler, CHI vs. BUF 09/07 (ot) (34-49, 2 TD)	316, G. Smith, NYJ vs. CHI 09/22 (26-43, 1 TD)
346, Stafford, DET vs. NYG 09/08 (22-32, 2 TD)	316, Lindley, ARI at SF 12/28 (23-39, 2 TD)

315, A. Rodgers, GB vs. CHI 11/09 (18-27, 6 TD)  
 315, Bridgewater, MIN at DET 12/14 (31-41, 1 TD)  
 314, Roethlisberger, PIT vs. TB 09/28 (29-40, 3 TD)  
 314, Glennon, TB vs. BAL 10/12 (24-44, 2 TD)  
 313, Rivers, SD at OAK 10/12 (22-34, 3 TD)  
 313, Brees, NO vs. ATL 12/21 (30-47, 1 TD)  
 313, Wilson, SEA at STL 10/19 (23-36, 2 TD)  
 312, Flacco, BAL vs. CLE 12/28 (22-36, 2 TD)  
 312, Luck, IND vs. BAL 10/05 (32-49, 1 TD)  
 311, Stafford, DET vs. TB 12/07 (26-34, 3 TD)  
 311, Brees, NO vs. GB 10/26 (27-32, 3 TD)  
 311, Manning, DEN at CIN 12/22 (28-44, 2 TD)  
 311, A. Smith, KC at PIT 12/21 (31-45, 0 TD)  
 310, Ryan, ATL vs. PIT 12/14 (26-37, 2 TD)  
 309, Bridgewater, MIN vs. NYJ 12/07 (ot) (19-27, 2 TD)  
 308, Orton, BUF at DET 10/05 (30-43, 1 TD)

307, Sanchez, PHI vs. TEN 11/23 (30-43, 1 TD)  
 306, Stanton, ARI vs. DET 11/16 (21-32, 2 TD)  
 306, Newton, CAR at PHI 11/10 (25-40, 2 TD)  
 306, Flacco, BAL at TB 10/12 (21-29, 5 TD)  
 304, C. Palmer, ARI vs. SD 09/08 (24-37, 2 TD)  
 303, Flacco, BAL at PIT 11/02 (30-45, 2 TD)  
 303, Luck, IND vs. NE 11/16 (23-39, 2 TD)  
 303, Manning, DEN at SEA 09/21 (ot) (31-49, 2 TD)  
 302, Dalton, CIN vs. PIT 12/07 (21-29, 2 TD)  
 302, Glennon, TB at PIT 09/28 (21-42, 2 TD)  
 302, A. Rodgers, GB at CHI 09/28 (22-28, 4 TD)  
 301, McCown, TB vs. ATL 11/09 (27-43, 2 TD)  
 301, Dalton, CIN at BAL 09/07 (25-38, 1 TD)  
 300, Hoyer, CLE vs. TB 11/02 (21-34, 2 TD)  
 300, E. Manning, NYG at WAS 09/25 (28-39, 4 TD)

# WEEK 17 / THROUGH SUNDAY, DECEMBER 28, 2014

## 100-Yard Receiving Games

259, J. Jones, ATL at GB 12/08 (11 rec., 1 TD)  
 238, Hopkins, HOU vs. TEN 11/30 (9 rec., 2 TD)  
 226, D. Thomas, DEN vs. ARI 10/05 (8 rec., 2 TD)  
 224, Green, CIN vs. PIT 12/07 (11 rec., 1 TD)  
 223, Hilton, IND at HOU 10/09 (9 rec., 1 TD)  
 221, Decker, NYJ at MIA 12/28 (10 rec., 1 TD)  
 209, Nelson, GB vs. NYJ 09/14 (9 rec., 1 TD)  
 209, Evans, TB at WAS 11/16 (7 rec., 2 TD)  
 189, J. Jones, ATL vs. ARI 11/30 (10 rec., 1 TD)  
 187, Maclin, PHI at ARI 10/26 (12 rec., 2 TD)  
 185, Beckham, NYG vs. PHI 12/28 (12 rec., 1 TD)  
 171, D. Thomas, DEN vs. SF 10/19 (8 rec., 2 TD)  
 164, C. Johnson, DET vs. NYG 09/08 (7 rec., 2 TD)  
 162, Stills, NO at PIT 11/30 (5 rec., 1 TD)  
 161, J. Jones, ATL vs. TB 09/18 (9 rec., 2 TD)  
 160, Fitzgerald, ARI vs. PHI 10/26 (7 rec., 1 TD)  
 159, Jackson, TB at DET 12/07 (10 rec., 0 TD)  
 159, Bell, PIT vs. NO 11/30 (8 rec., 0 TD)  
 158, Bryant, DAL at JAX 11/09 (6 rec., 2 TD)  
 158, Randle, NYG vs. PHI 12/28 (6 rec., 0 TD)  
 158, C. Johnson, DET vs. TB 12/07 (8 rec., 1 TD)  
 158, Maclin, PHI at HOU 11/02 (6 rec., 2 TD)  
 157, Watkins, BUF at NYJ 10/26 (3 rec., 1 TD)  
 157, D. Jackson, WAS vs. SEA 10/06 (5 rec., 1 TD)  
 156, Beckham, NYG vs. IND 11/03 (8 rec., 0 TD)  
155, Walker, TEN at PHI 11/23 (5 rec., 0 TD)  
 155, Hilton, IND at PIT 10/26 (6 rec., 1 TD)  
 154, Tate, DET vs. NO 10/19 (10 rec., 1 TD)  
 154, Maclin, PHI vs. WAS 09/21 (8 rec., 1 TD)  
 153, Floyd, ARI at SF 12/28 (8 rec., 2 TD)  
 152, Nelson, GB vs. CHI 11/09 (6 rec., 2 TD)  
 152, Sproles, PHI at IND 09/15 (7 rec., 0 TD)  
 151, Sanders, DEN at NE 11/02 (10 rec., 0 TD)  
 151, Tate, DET at ATL 10/26 (7 rec., 1 TD)  
 151, Bryant, DAL vs. NYG 10/19 (9 rec., 0 TD)  
 150, Hilton, IND at CLE 12/07 (10 rec., 2 TD)  
 149, Sanders, DEN at SEA 09/21 (ot) (11 rec., 0 TD)  
 149, Gronkowski, NE vs. CHI 10/26 (9 rec., 3 TD)  
 148, Beckham, NYG at STL 12/21 (8 rec., 2 TD)  
 146, Beckham, NYG vs. DAL 11/23 (10 rec., 2 TD)  
 146, Nelson, GB vs. ATL 12/08 (8 rec., 2 TD)  
 146, C. Johnson, DET vs. CHI 11/27 (11 rec., 2 TD)  
 144, A. Brown, PIT vs. BAL 11/02 (11 rec., 1 TD)  
 144, Jackson, TB at NO 10/05 (ot) (8 rec., 0 TD)  
 144, Fleener, IND vs. NE 11/16 (7 rec., 0 TD)  
 143, Bryant, PIT at NYJ 11/09 (4 rec., 1 TD)  
 143, Beckham, NYG vs. WAS 12/14 (12 rec., 3 TD)  
142, Walker, TEN vs. DAL 09/14 (10 rec., 1 TD)  
 141, Edelman, NE at SD 12/07 (8 rec., 1 TD)  
 139, S. Smith, BAL vs. CAR 09/28 (7 rec., 2 TD)  
 139, Willson, SEA at ARI 12/21 (3 rec., 2 TD)  
 138, J. Matthews, PHI vs. CAR 11/10 (7 rec., 2 TD)  
 138, Garcon, WAS at PHI 09/21 (11 rec., 1 TD)  
 137, Boldin, SF vs. WAS 11/23 (9 rec., 1 TD)  
 136, Jeffery, CHI at ATL 10/12 (5 rec., 0 TD)  
 136, D. Jackson, WAS at DAL 10/27 (ot) (6 rec., 0 TD)  
 135, K. Allen, SD vs. JAX 09/28 (10 rec., 0 TD)  
 135, Jeffery, CHI vs. MIN 11/16 (11 rec., 1 TD)  
 134, Tate, DET vs. BUF 10/05 (7 rec., 1 TD)  
 134, A. Johnson, HOU vs. JAX 12/28 (10 rec., 1 TD)

134, Bennett, CHI vs. GB 09/28 (9 rec., 0 TD)  
 134, Moncrief, IND vs. WAS 11/30 (3 rec., 2 TD)  
 133, A. Brown, PIT vs. IND 10/26 (10 rec., 2 TD)  
132, Wright, TEN at HOU 11/30 (7 rec., 1 TD)  
 132, Wright, MIN vs. ATL 09/28 (8 rec., 0 TD)  
 132, Randle, NYG at STL 12/21 (6 rec., 1 TD)  
 131, Cobb, GB at TB 12/21 (11 rec., 0 TD)  
 131, A. Brown, PIT vs. TB 09/28 (7 rec., 2 TD)  
 131, Douglas, ATL vs. PIT 12/14 (10 rec., 0 TD)  
 131, Green, CIN at BAL 09/07 (6 rec., 1 TD)  
 130, Beckham, NYG at TEN 12/07 (11 rec., 1 TD)  
 129, Cobb, GB vs. PHI 11/16 (10 rec., 0 TD)  
 129, Harvin, NYJ at KC 11/02 (11 rec., 0 TD)  
 128, A. Brown, PIT vs. CIN 12/28 (7 rec., 1 TD)  
 128, Britt, STL vs. DEN 11/16 (4 rec., 1 TD)  
 127, Fleener, IND vs. WAS 11/30 (4 rec., 2 TD)  
 127, D. Thomas, DEN at NE 11/02 (7 rec., 0 TD)  
 127, Watkins, BUF at DEN 12/07 (7 rec., 0 TD)  
 127, Green, CIN at NO 11/16 (6 rec., 1 TD)  
 126, D. Jackson, WAS vs. PHI 12/20 (4 rec., 0 TD)  
 126, Cobb, GB at NO 10/26 (5 rec., 1 TD)  
 125, Evans, TB vs. ATL 11/09 (7 rec., 1 TD)  
 125, Sanders, DEN vs. MIA 11/23 (9 rec., 0 TD)  
 125, Sanu, CIN vs. BAL 10/26 (5 rec., 0 TD)  
 124, D. Thomas, DEN at NYJ 10/12 (10 rec., 1 TD)  
 124, LaFell, NE vs. CHI 10/26 (11 rec., 1 TD)  
 124, Harvin, NYJ at MIN 12/07 (ot) (6 rec., 1 TD)  
 124, Evans, TB at CLE 11/02 (7 rec., 2 TD)  
 123, Reed, WAS at IND 11/30 (9 rec., 0 TD)  
 123, Lacy, GB at NO 10/26 (8 rec., 0 TD)  
 123, Baldwin, SEA at STL 10/19 (7 rec., 1 TD)  
 123, Wright, MIN vs. NYJ 12/07 (ot) (4 rec., 1 TD)  
 123, D. Thomas, DEN at SD 12/14 (6 rec., 1 TD)  
 123, A. Brown, PIT at ATL 12/14 (10 rec., 0 TD)  
 122, Watkins, BUF vs. MIN 10/19 (9 rec., 2 TD)  
 122, Hilton, IND vs. JAX 11/23 (4 rec., 1 TD)  
 121, K. Allen, SD at BAL 11/30 (11 rec., 2 TD)  
 121, D. Adams, GB vs. NE 11/30 (6 rec., 0 TD)  
 121, Green, CIN at HOU 11/23 (12 rec., 0 TD)  
 121, Holmes, OAK vs. SD 10/12 (4 rec., 2 TD)  
 121, Cobb, GB vs. CAR 10/19 (6 rec., 1 TD)  
 120, D. Jackson, WAS at MIN 11/02 (4 rec., 1 TD)  
 120, Gordon, CLE at ATL 11/23 (8 rec., 0 TD)  
 120, Sanders, DEN vs. SD 10/23 (9 rec., 3 TD)  
 120, Sanu, CIN vs. CAR 10/12 (ot) (10 rec., 1 TD)  
 119, Olsen, CAR at PHI 11/10 (6 rec., 0 TD)  
 119, J. Jones, ATL at TB 11/09 (8 rec., 0 TD)  
 119, Wayne, IND vs. TEN 09/28 (7 rec., 1 TD)  
 119, Shorts, JAX vs. DAL 11/09 (5 rec., 0 TD)  
 119, LaFell, NE at KC 09/29 (6 rec., 1 TD)  
 119, Floyd, ARI vs. SD 09/08 (5 rec., 0 TD)  
 119, Joh. Brown, ARI vs. PHI 10/26 (5 rec., 1 TD)  
 118, J. Graham, NO at CLE 09/14 (10 rec., 2 TD)  
 118, Woods, BUF vs. NYJ 11/24 (9 rec., 1 TD)  
 118, S. Smith, BAL vs. CIN 09/07 (7 rec., 1 TD)  
 118, A. Brown, PIT at CLE 10/12 (7 rec., 0 TD)  
 117, A. Brown, PIT at CIN 12/07 (9 rec., 0 TD)  
 117, D. Jackson, WAS at PHI 09/21 (5 rec., 1 TD)  
 117, Watkins, BUF vs. MIA 09/14 (8 rec., 1 TD)  
 117, Jackson, TB at CHI 11/23 (5 rec., 0 TD)

116, Tate, DET at NYJ 09/28 (8 rec., 0 TD)  
 116, Celek, PHI vs. CAR 11/10 (5 rec., 0 TD)  
 116, Hopkins, HOU at NYG 09/21 (6 rec., 0 TD)  
 116, A. Brown, PIT vs. CLE 09/07 (5 rec., 1 TD)  
 116, Douglas, ATL vs. ARI 11/30 (9 rec., 0 TD)  
 116, J. Jones, ATL vs. NO 09/07 (ot) (7 rec., 0 TD)  
 115, Ertz, PHI at WAS 12/20 (15 rec., 0 TD)  
 115, D. Thomas, DEN vs. OAK 12/28 (8 rec., 0 TD)  
 115, D. Jackson, WAS at ARI 10/12 (3 rec., 1 TD)  
 115, D. Thomas, DEN at CIN 12/22 (7 rec., 0 TD)  
 115, Hopkins, HOU vs. PHI 11/02 (6 rec., 1 TD)  
 115, Benjamin, CAR vs. PIT 09/21 (8 rec., 1 TD)  
 114, Clay, MIA vs. MIN 12/21 (6 rec., 0 TD)  
 114, Bryant, DAL at PHI 12/14 (6 rec., 3 TD)  
 114, Floyd, ARI vs. SF 09/21 (5 rec., 0 TD)  
 113, Baldwin, SEA at ARI 12/21 (7 rec., 0 TD)  
 113, Marshall, CHI at ATL 10/12 (9 rec., 0 TD)  
 113, C. Johnson, DET vs. MIA 11/09 (7 rec., 1 TD)  
 113, Moncrief, IND at PIT 10/26 (7 rec., 1 TD)  
 113, Murphy, TB at CHI 11/23 (6 rec., 0 TD)  
 113, Nelson, GB at TB 12/21 (9 rec., 1 TD)  
 113, Cobb, GB at CHI 09/28 (7 rec., 2 TD)  
 112, Ellington, ARI at DEN 10/05 (4 rec., 1 TD)  
 112, Marshall, CHI at GB 11/09 (8 rec., 1 TD)  
 112, Fitzgerald, ARI vs. STL 11/09 (9 rec., 0 TD)  
 112, Randle, NYG vs. SF 11/16 (7 rec., 0 TD)  
 112, Hurns, JAX at CIN 11/02 (7 rec., 2 TD)  
 112, Hawkins, CLE at JAX 10/19 (5 rec., 0 TD)  
 112, Miller, PIT vs. IND 10/26 (7 rec., 1 TD)  
 112, J. Jones, OAK vs. HOU 09/14 (9 rec., 1 TD)  
 111, Colston, NO at DET 10/19 (6 rec., 0 TD)  
 110, Hurns, JAX at PHI 09/07 (4 rec., 2 TD)  
 110, Colston, NO at ATL 09/07 (ot) (5 rec., 0 TD)  
 110, S. Smith, BAL at TB 10/12 (5 rec., 1 TD)  
 110, Kelce, KC at ARI 12/07 (7 rec., 0 TD)  
 110, Olsen, CAR vs. TB 12/14 (10 rec., 0 TD)  
 109, Benjamin, CAR vs. ATL 11/16 (9 rec., 1 TD)  
 109, Bryant, PIT at CIN 12/07 (4 rec., 1 TD)  
 109, Bennett, CHI at DET 11/27 (8 rec., 0 TD)  
 109, Tate, DET vs. MIA 11/09 (11 rec., 0 TD)  
 109, Rivera, OAK vs. SF 12/07 (7 rec., 1 TD)  
 109, Nelson, GB vs. PHI 11/16 (4 rec., 1 TD)  
 108, Cruz, NYG at WAS 09/25 (6 rec., 0 TD)  
 108, Sanders, DEN vs. KC 09/14 (8 rec., 0 TD)  
 108, Nelson, GB at CHI 09/28 (10 rec., 2 TD)  
 108, Hopkins, HOU at PIT 10/20 (6 rec., 0 TD)  
 108, D. Thomas, DEN at OAK 11/09 (11 rec., 0 TD)  
 108, MacIin, PHI at DAL 11/27 (8 rec., 0 TD)  
 108, Beckham, NYG at SEA 11/09 (7 rec., 0 TD)  
 107, J. Matthews, PHI at GB 11/16 (5 rec., 1 TD)  
 107, Cruz, NYG vs. HOU 09/21 (5 rec., 1 TD)  
 107, Nelson, GB at MIA 10/12 (9 rec., 1 TD)  
 107, J. Jones, ATL at NO 12/21 (7 rec., 0 TD)  
 107, Hilton, IND vs. CIN 10/19 (7 rec., 0 TD)  
 105, Chandler, BUF vs. NE 10/12 (6 rec., 0 TD)  
 105, Jeffery, CHI at NYJ 09/22 (8 rec., 0 TD)  
 105, Forte, CHI at CAR 10/05 (12 rec., 1 TD)  
 105, Olsen, CAR at GB 10/19 (8 rec., 0 TD)  
 105, J. Matthews, PHI at NYG 12/28 (8 rec., 1 TD)  
 105, Royal, SD vs. JAX 09/28 (5 rec., 2 TD)  
 105, Hilton, IND vs. TEN 09/28 (6 rec., 0 TD)  
 105, Gronkowski, NE vs. DEN 11/02 (9 rec., 1 TD)  
 105, D. Thomas, DEN vs. SD 10/23 (8 rec., 0 TD)  
 105, J. Jones, ATL at NYG 10/05 (11 rec., 0 TD)  
 104, K. Allen, SD vs. STL 11/23 (6 rec., 1 TD)  
 104, Benjamin, CAR vs. TB 12/14 (8 rec., 0 TD)  
 104, White, ATL vs. CAR 12/28 (8 rec., 0 TD)  
 104, J. Thomas, DEN vs. IND 09/07 (7 rec., 3 TD)  
 104, M. Wallace, MIA at NE 12/14 (5 rec., 1 TD)  
 103, D. Thomas, DEN at STL 11/16 (7 rec., 0 TD)  
 103, Stills, NO at DET 10/19 (5 rec., 1 TD)  
 103, Shorts, JAX at TEN 10/12 (10 rec., 0 TD)  
 103, Bryant, DAL at TEN 09/14 (10 rec., 1 TD)  
 103, Britt, STL vs. NYG 12/21 (9 rec., 0 TD)  
 103, S. Johnson, SF at ARI 09/21 (9 rec., 0 TD)  
 103, Charle. Johnson, MIN vs. NYJ 12/07 (ot) (4 rec., 1 TD)  
 103, Floyd, SD at OAK 10/12 (5 rec., 1 TD)  
 103, C. Johnson, DET at CHI 12/21 (6 rec., 0 TD)  
 102, Sanders, DEN at STL 11/16 (5 rec., 1 TD)  
 102, Cameron, CLE vs. PIT 10/12 (3 rec., 1 TD)  
 102, N. Washington, TEN vs. NYJ 12/14 (6 rec., 0 TD)  
 102, Green, CIN vs. TEN 09/21 (6 rec., 0 TD)  
 101, Sanders, DEN vs. ARI 10/05 (7 rec., 0 TD)  
 101, S. Smith, BAL at CLE 09/21 (5 rec., 0 TD)  
 100, Decker, NYJ at TEN 12/14 (7 rec., 0 TD)  
 100, Gronkowski, NE vs. CIN 10/05 (6 rec., 1 TD)  
 100, Bailey, STL vs. OAK 11/30 (5 rec., 0 TD)  
 100, White, ATL at BAL 10/19 (9 rec., 1 TD)

#### **WEEK 17 / THROUGH SUNDAY, DECEMBER 28, 2014**

##### **100-Yard Rushing Games**

204, Bell, PIT at TEN 11/17 (33 att., 1 TD)  
 201, Gray, NE at IND 11/16 (37 att., 4 TD)  
 185, Bell, PIT at CIN 12/07 (26 att., 2 TD)  
 182, Forsett, BAL at NO 11/24 (22 att., 2 TD)  
 179, Murray, DAL at CHI 12/04 (32 att., 1 TD)  
 178, Miller, MIA vs. NYJ 12/28 (19 att., 1 TD)  
 176, Jennings, NYG vs. HOU 09/21 (34 att., 1 TD)  
 172, Ingram, NO vs. GB 10/26 (24 att., 1 TD)  
 168, Anderson, DEN at KC 11/30 (32 att., 0 TD)  
 167, Anderson, DEN vs. MIA 11/23 (27 att., 1 TD)  
 167, Murray, DAL at TEN 09/14 (29 att., 1 TD)  
 159, Charles, KC vs. SEA 11/16 (20 att., 2 TD)  
 159, McCoy, PHI at DAL 11/27 (25 att., 1 TD)  
 158, Gore, SF vs. SD 12/20 (ot) (26 att., 1 TD)  
 157, Foster, HOU at DAL 10/05 (ot) (23 att., 2 TD)  
 156, Blue, HOU at CLE 11/16 (36 att., 0 TD)  
 155, Stewart, CAR at NO 12/07 (20 att., 1 TD)  
 154, Hill, CIN vs. JAX 11/02 (24 att., 2 TD)  
 152, Hill, CIN at NO 11/16 (27 att., 0 TD)  
 151, Foster, HOU at TEN 10/26 (20 att., 2 TD)  
 151, Kaepernick, SF vs. SD 12/20 (ot) (7 att., 1 TD)  
 149, McCoy, PHI vs. NYG 10/12 (22 att., 0 TD)  
 149, Murray, DAL vs. NO 09/28 (24 att., 2 TD)  
 148, Hill, CIN at CLE 12/14 (25 att., 2 TD)  
 147, Bell, PIT at CAR 09/21 (21 att., 0 TD)  
 147, Hill, CIN vs. DEN 12/22 (22 att., 1 TD)  
 144, Rainey, TB vs. STL 09/14 (22 att., 0 TD)  
 144, Gore, SF vs. ARI 12/28 (25 att., 0 TD)  
 141, Murray, DAL vs. WAS 10/27 (ot) (19 att., 0 TD)  
 140, Lynch, SEA vs. NYG 11/09 (21 att., 4 TD)  
 138, Foster, HOU at OAK 09/14 (28 att., 1 TD)  
 137, Bernard, CIN vs. CAR 10/12 (ot) (18 att., 1 TD)  
 136, Murray, DAL vs. HOU 10/05 (ot) (31 att., 0 TD)  
 135, McKinnon, MIN vs. ATL 09/28 (18 att., 0 TD)  
 134, Moreno, MIA vs. NE 09/07 (24 att., 1 TD)  
 132, K. Davis, KC at MIA 09/21 (32 att., 1 TD)  
 131, A. Williams, NYG at TEN 12/07 (24 att., 1 TD)  
 130, McCoy, PHI vs. TEN 11/23 (21 att., 1 TD)  
 128, Murray, DAL vs. NYG 10/19 (28 att., 1 TD)  
 127, D. Robinson, JAX vs. CLE 10/19 (22 att., 1 TD)  
 127, Foster, HOU at JAX 12/07 (24 att., 1 TD)  
 125, Morris, WAS at SF 11/23 (21 att., 1 TD)  
 125, Lacy, GB at MIN 11/23 (25 att., 1 TD)  
 124, Lynch, SEA at KC 11/16 (24 att., 0 TD)  
 124, Tate, CLE at TEN 10/05 (22 att., 0 TD)  
 122, Stewart, CAR vs. CLE 12/21 (24 att., 0 TD)  
 122, Ingram, NO at PIT 11/30 (23 att., 0 TD)  
 122, Wilson, SEA at WAS 10/06 (11 att., 1 TD)  
 122, Forte, CHI vs. GB 09/28 (23 att., 0 TD)  
 121, Murray, DAL at NYG 11/23 (24 att., 0 TD)  
 120, Ingram, NO vs. SF 11/09 (ot) (27 att., 0 TD)  
 119, Forsett, BAL vs. CLE 12/28 (17 att., 0 TD)  
 119, Gore, SF vs. PHI 09/28 (24 att., 0 TD)  
 118, Murray, DAL vs. SF 09/07 (22 att., 1 TD)  
 118, Blount, PIT at CAR 09/21 (10 att., 1 TD)  
 117, Forte, CHI vs. MIN 11/16 (26 att., 0 TD)  
 117, McCoy, PHI at HOU 11/02 (24 att., 0 TD)  
 117, Mason, STL vs. OAK 11/30 (14 att., 2 TD)  
 115, Murray, DAL at SEA 10/12 (28 att., 1 TD)  
 114, Oliver, SD vs. NYJ 10/05 (19 att., 1 TD)  
 114, Forte, CHI at NE 10/26 (19 att., 0 TD)  
 113, Ridley, NE vs. CIN 10/05 (27 att., 1 TD)



113, Mason, STL vs. DEN 11/16 (29 att., 0 TD)  
113, Lynch, SEA at ARI 12/21 (10 att., 2 TD)  
112, Forsett, BAL vs. TEN 11/09 (20 att., 2 TD)  
112, Murray, OAK vs. KC 11/20 (4 att., 2 TD)  
111, Forsett, BAL at TB 10/12 (14 att., 0 TD)  
110, A. Williams, NYG at STL 12/21 (26 att., 0 TD)  
110, Lynch, SEA vs. GB 09/04 (20 att., 2 TD)  
109, Foster, HOU vs. IND 10/09 (20 att., 2 TD)  
109, Bell, PIT vs. CLE 09/07 (21 att., 1 TD)  
109, Hillman, DEN vs. SD 10/23 (20 att., 0 TD)  
108, D. Robinson, JAX vs. MIA 10/26 (18 att., 0 TD)  
108, Martin, TB vs. NO 12/28 (19 att., 0 TD)  
108, Miller, MIA vs. KC 09/21 (15 att., 0 TD)  
107, Gore, SF vs. KC 10/05 (18 att., 0 TD)  
107, K. Davis, KC vs. NE 09/29 (16 att., 0 TD)  
107, Ivory, NYJ at NE 10/16 (21 att., 1 TD)  
107, Wilson, SEA vs. NYG 11/09 (14 att., 1 TD)  
107, Newton, CAR at CIN 10/12 (ot) (17 att., 1 TD)  
106, Wilson, SEA at STL 10/19 (7 att., 1 TD)  
106, Forsett, BAL vs. SD 11/30 (24 att., 0 TD)  
105, C. Johnson, NYJ vs. MIA 12/01 (17 att., 0 TD)  
105, Ry. Mathews, SD vs. STL 11/23 (12 att., 1 TD)  
105, Lacy, GB vs. MIN 10/02 (13 att., 2 TD)  
104, Lynch, SEA at SF 11/27 (20 att., 0 TD)  
103, McKinnon, MIN at BUF 10/19 (19 att., 0 TD)  
103, Foster, HOU vs. WAS 09/07 (27 att., 0 TD)  
102, Ivory, NYJ vs. OAK 09/07 (10 att., 1 TD)  
102, Patterson, MIN at STL 09/07 (3 att., 1 TD)  
102, Foster, HOU at PIT 10/20 (20 att., 0 TD)  
101, Ridley, NE at MIN 09/14 (25 att., 1 TD)  
101, S. Jackson, ATL vs. ARI 11/30 (18 att., 0 TD)  
101, Oliver, SD at OAK 10/12 (26 att., 1 TD)  
100, Murray, DAL at STL 09/21 (24 att., 1 TD)  
100, Lacy, GB vs. DET 12/28 (26 att., 0 TD)  
100, Ingram, NO at CAR 10/30 (30 att., 2 TD)  
100, Murray, DAL at WAS 12/28 (20 att., 1 TD)  
100, West, CLE at PIT 09/07 (16 att., 0 TD)  
100, Hill, CIN at PIT 12/28 (23 att., 0 TD)  
100, Murray, DAL at JAX 11/09 (19 att., 0 TD)  
100, Hillman, DEN at NYJ 10/12 (24 att., 0 TD)  
100, K. Williams, ARI vs. KC 12/07 (19 att., 0 TD)

## WEEK 17 / THROUGH SUNDAY, DECEMBER 28, 2014

OFFENSE	Balt.	Pitt.	Ariz.	Car.	Cin.	Ind.	Det.	Dal.
GAMES (Won-Lost)	10-6	11-5	11-5	7-8-1	10-5-1	11-5	11-5	12-4
FIRST DOWNS	345	379	302	347	313	371	310	342
Rushing	113	98	67	117	122	80	72	106
Passing	194	243	191	199	164	251	210	205
Penalty	38	38	44	31	27	40	28	31
YDS GAINED (tot)	5838	6577	5116	5547	5568	6506	5452	6122
Avg per Game	364.9	411.1	319.8	346.7	348.0	406.6	340.8	382.6
RUSHING (net)	2019	1752	1308	2036	2147	1612	1422	2354
Avg per Game	126.2	109.5	81.8	127.3	134.2	100.8	88.9	147.1
Rushes	448	423	397	473	492	415	396	507
Yards per Rush	4.5	4.1	3.3	4.3	4.4	3.9	3.6	4.6
PASSING (net)	3819	4825	3808	3511	3421	4894	4030	3768
Avg per Game	238.7	301.6	238.0	219.4	213.8	305.9	251.9	235.5
Passes Att.	555	612	568	545	504	661	604	476
Completed	344	411	320	327	323	410	365	328
Pct Completed	62.0	67.2	56.3	60.0	64.1	62.0	60.4	68.9
Yards Gained	3986	4997	3990	3828	3551	5062	4284	4008
Sacked	19	33	28	42	23	29	45	31
Yards Lost	167	172	182	317	130	168	254	240
Had intercepted	12	10	12	12	17	16	12	11
Yards Opp Ret	149	29	272	158	348	250	99	142
Opp TDs on Int	0	0	1	1	2	3	0	1
PUNTS	60	62	92	74	73	69	68	58
Avg Yards	47.4	43.0	41.5	43.7	46.8	46.7	46.1	44.6
PUNT RETURNS	32	32	26	30	40	45	32	30
Avg Return	9.1	10.0	10.7	8.0	10.9	6.9	8.9	9.2
Returned for TD	0	1	1	1	0	0	0	0
KICKOFF RETURNS	38	35	22	37	45	38	25	33
Avg Return	28.3	21.7	19.0	21.8	27.6	28.0	24.5	23.9
Returned for TD	1	0	0	0	0	0	0	0
PENALTIES	111	103	91	83	102	105	118	105
Yards Penalized	870	834	707	756	812	848	989	839
FUMBLES BY	16	16	16	25	20	31	21	21
Fumbles Lost	8	11	5	11	9	15	8	14
Opp Fumbles	22	20	13	28	15	29	19	20
Opp Fum Lost	11	10	7	12	6	14	7	13
POSS. TIME (avg)	29:40	32:24	29:48	31:47	30:04	31:54	31:41	32:22
TOUCHDOWNS	46	49	32	36	40	53	35	56
Rushing	16	10	6	10	19	9	11	16
Passing	27	33	21	23	20	42	22	37
Returns	3	6	5	3	1	2	2	3
EXTRA-PT KICKS	42/42	45/45	27/27	34/34	39/39	50/50	32/32	56/56
2-PT CONVERSIONS	1/4	4/4	2/5	1/2	1/1	0/3	1/3	0/0
FIELD GOALS/FGA	29/34	29/32	29/33	29/35	26/33	30/31	25/38	25/29
POINTS SCORED	409	436	310	339	365	458	321	467

DEFENSE	Balt.	Pitt.	Ariz.	Car.	Cin.	Ind.	Det.	Dal.
POINTS ALLOWED	302	368	299	374	344	369	282	352
OPP FIRST DOWNS	311	314	300	309	337	309	310	315
Rushing	75	88	77	91	105	103	59	86
Passing	205	193	195	193	197	175	209	195
Penalty	31	33	28	25	35	31	42	34
OPP YARDS GAINED	5391	5654	5891	5437	5749	5483	4815	5681
Avg per Game	336.9	353.4	368.2	339.8	359.3	342.7	300.9	355.1
OPP RUSHING (net)	1412	1605	1739	1792	1861	1814	1109	1650
Avg per Game	88.3	100.3	108.7	112.0	116.3	113.4	69.3	103.1
Rushes	390	368	396	397	439	423	350	392
Yards per Rush	3.6	4.4	4.4	4.5	4.2	4.3	3.2	4.2
OPP PASSING (net)	3979	4049	4152	3645	3888	3669	3706	4031
Avg per Game	248.7	253.1	259.5	227.8	243.0	229.3	231.6	251.9
Passes Att.	595	543	579	562	608	543	592	558
Completed	382	350	365	364	365	320	383	371
Pct Completed	64.2	64.5	63.0	64.8	60.0	58.9	64.7	66.5
Sacked	49	33	35	40	20	41	42	28
Yards Lost	362	194	244	268	125	263	295	156
INTERCEPTED BY	11	11	18	14	20	12	20	18
Yards Returned	135	242	321	350	161	143	388	228
Returned for TD	1	4	3	2	1	1	1	2
OPP PUNT RETURNS	23	27	32	28	30	35	30	25
Avg return	7.2	8.1	8.9	15.5	7.5	5.9	10.4	9.6
OPP KICKOFF RET	26	54	37	18	44	26	20	43
Avg return	23.1	23.1	26.1	32.4	25.5	22.6	27.2	21.4
OPP TOUCHDOWNS	30	40	32	44	38	46	32	43
Rushing	8	9	9	14	16	14	8	18
Passing	22	30	22	25	18	27	23	22
Returns	0	1	1	5	4	5	1	3

## WEEK 17 / THROUGH SUNDAY, DECEMBER 28, 2014

OFFENSE	Buff.	Clev.	Den.	Hou.	Jax	K.C.	Miami	N.E.
GAMES (Won-Lost)	9-7	7-9	12-4	9-7	3-13	9-7	8-8	12-4
FIRST DOWNS	273	294	360	313	271	309	361	361
Rushing	65	88	98	108	86	92	99	96
Passing	186	179	227	171	154	184	226	228
Penalty	22	27	35	34	31	33	36	37
YDS GAINED (tot)	5096	5193	6446	5513	4634	5100	5601	5848
Avg per Game	318.5	324.6	402.9	344.6	289.6	318.8	350.1	365.5
RUSHING (net)	1482	1728	1785	2161	1633	1918	1872	1727
Avg per Game	92.6	108.0	111.6	135.1	102.1	119.9	117.0	107.9
Rushes	402	477	443	551	360	420	399	438
Yards per Rush	3.7	3.6	4.0	3.9	4.5	4.6	4.7	3.9
PASSING (net)	3614	3465	4661	3352	3001	3182	3729	4121
Avg per Game	225.9	216.6	291.3	209.5	187.6	198.9	233.1	257.6
Passes Att.	579	502	607	485	557	493	595	609
Completed	363	274	399	295	325	320	394	392
Pct Completed	62.7	54.6	65.7	60.8	58.3	64.9	66.2	64.4
Yards Gained	3856	3678	4779	3460	3451	3428	4066	4291
Sacked	39	31	17	26	71	49	46	26
Yards Lost	242	213	118	108	450	246	337	170
Had intercepted	13	16	15	13	18	6	12	9
Yards Opp Ret	172	118	228	120	346	43	252	89
Opp TDs on Int	2	0	1	1	4	0	0	1
PUNTS	86	93	69	84	96	71	59	67
Avg Yards	42.9	44.3	44.2	45.8	46.5	44.6	45.6	45.7
PUNT RETURNS	37	27	41	34	37	50	25	41
Avg Return	9.6	6.7	7.2	6.1	7.1	12.1	8.2	10.5
Returned for TD	1	0	0	0	0	1	0	1
KICKOFF RETURNS	33	37	32	20	43	51	41	31
Avg Return	23.3	21.6	25.1	21.1	24.0	28.0	26.4	22.4
Returned for TD	1	0	0	0	0	1	0	0
PENALTIES	124	116	120	94	73	88	81	120
Yards Penalized	1031	932	1045	834	573	681	635	1080
FUMBLES BY	22	16	16	19	15	22	27	13
Fumbles Lost	10	7	5	9	8	11	11	4
Opp Fumbles	20	22	21	24	22	17	19	19
Opp Fum Lost	11	8	7	14	14	8	11	9
POSS. TIME (avg)	29:35	28:13	30:35	30:53	27:11	30:00	30:08	29:37
TOUCHDOWNS	34	32	58	40	27	40	42	52
Rushing	7	17	15	12	9	18	12	13
Passing	23	12	40	22	15	18	27	34
Returns	4	3	3	6	3	4	3	5
EXTRA-PT KICKS	31/32	30/30	56/56	40/40	23/23	38/38	41/41	51/51
2-PT CONVERSIONS	2/2	0/2	2/2	0/0	1/4	0/2	1/1	0/1
FIELD GOALS/FGA	34/38	25/32	24/29	30/35	20/26	25/30	29/37	35/37
POINTS SCORED	343	299	482	372	249	353	388	468

DEFENSE	Buff.	Clev.	Den.	Hou.	Jax	K.C.	Miami	N.E.
POINTS ALLOWED	289	337	354	307	412	281	373	313
OPP FIRST DOWNS	302	348	311	329	330	310	309	329
Rushing	89	126	60	89	107	108	99	88
Passing	171	184	219	206	200	184	194	196
Penalty	42	38	32	34	23	18	16	45
OPP YARDS GAINED	4995	5857	4883	5571	5932	5288	5494	5506
Avg per Game	312.2	366.1	305.2	348.2	370.8	330.5	343.4	344.1
OPP RUSHING (net)	1703	2265	1276	1681	2033	2036	1937	1669
Avg per Game	106.4	141.6	79.8	105.1	127.1	127.3	121.1	104.3
Rushes	414	500	349	420	499	433	453	419
Yards per Rush	4.1	4.5	3.7	4.0	4.1	4.7	4.3	4.0
OPP PASSING (net)	3292	3592	3607	3890	3899	3252	3557	3837
Avg per Game	205.8	224.5	225.4	243.1	243.7	203.3	222.3	239.8
Passes Att.	559	587	642	619	541	545	537	574
Completed	337	335	399	363	355	318	338	342
Pct Completed	60.3	57.1	62.1	58.6	65.6	58.3	62.9	59.6
Sacked	54	31	41	38	45	46	39	40
Yards Lost	308	191	252	251	275	253	211	282
INTERCEPTED BY	19	21	18	20	6	6	14	16
Yards Returned	322	333	213	483	80	95	299	184
Returned for TD	0	2	2	4	1	1	2	0
OPP PUNT RETURNS	38	42	33	32	52	29	36	29
Avg return	6.5	7.0	11.2	12.4	8.9	6.6	9.7	9.2
OPP KICKOFF RET	32	31	35	45	22	54	46	45
Avg return	20.0	22.4	25.9	26.0	23.5	23.9	26.9	21.2
OPP TOUCHDOWNS	28	36	41	36	45	26	42	32
Rushing	10	13	9	6	15	4	13	6
Passing	16	22	29	28	24	22	27	24
Returns	2	1	3	2	6	0	2	2

## WEEK 17 / THROUGH SUNDAY, DECEMBER 28, 2014

OFFENSE	NY-J	Oak.	S.D.	Tenn.	Atl.	Chi.	G.B.	Minn.
GAMES (Won-Lost)	4-12	3-13	9-7	2-14	6-10	5-11	12-4	7-9
FIRST DOWNS	289	248	326	258	330	322	356	288
Rushing	112	56	75	75	75	91	104	90
Passing	154	173	214	159	233	194	222	171
Penalty	23	19	37	24	22	37	30	27
YDS GAINED (tot)	5226	4515	5465	4859	6051	5233	6178	5048
Avg per Game	326.6	282.2	341.6	303.7	378.2	327.1	386.1	315.5
RUSHING (net)	2280	1240	1367	1447	1498	1441	1917	1804
Avg per Game	142.5	77.5	85.4	90.4	93.6	90.1	119.8	112.8
Rushes	507	337	398	356	372	355	435	413
Yards per Rush	4.5	3.7	3.4	4.1	4.0	4.1	4.4	4.4
PASSING (net)	2946	3275	4098	3412	4553	3792	4261	3244
Avg per Game	184.1	204.7	256.1	213.3	284.6	237.0	266.3	202.8
Passes Att.	498	629	574	513	632	609	536	517
Completed	287	365	380	299	418	396	349	322
Pct Completed	57.6	58.0	66.2	58.3	66.1	65.0	65.1	62.3
Yards Gained	3206	3456	4296	3738	4758	4035	4447	3566
Sacked	47	28	37	50	31	41	30	51
Yards Lost	260	181	198	326	205	243	186	322
Had intercepted	15	16	18	16	15	19	6	18
Yards Opp Ret	278	357	262	214	404	433	80	241
Opp TDs on Int	3	2	2	1	5	1	0	1
PUNTS	79	109	75	89	67	72	51	76
Avg Yards	45.3	45.2	44.9	46.3	45.7	43.2	42.3	43.7
PUNT RETURNS	43	37	23	30	18	21	29	27
Avg Return	6.3	7.1	8.8	6.9	13.3	5.2	11.5	11.0
Returned for TD	0	0	0	0	1	0	2	0
KICKOFF RETURNS	58	47	26	48	50	55	29	54
Avg Return	23.1	21.9	22.2	23.4	23.5	23.5	19.1	21.7
Returned for TD	0	0	0	0	0	1	0	0
PENALTIES	109	116	111	111	97	113	92	100
Yards Penalized	932	939	967	961	840	997	775	836
FUMBLES BY	25	28	15	23	16	19	19	11
Fumbles Lost	9	13	5	10	8	10	7	2
Opp Fumbles	17	19	22	7	19	25	20	20
Opp Fum Lost	7	5	11	4	12	10	9	6
POSS. TIME (avg)	30:52	28:20	30:49	27:31	29:25	30:03	30:32	28:43
TOUCHDOWNS	27	28	40	28	42	40	58	35
Rushing	11	4	6	6	11	8	14	12
Passing	16	22	31	20	28	30	38	17
Returns	0	2	3	2	3	2	6	6
EXTRA-PT KICKS	23/23	28/28	40/40	27/27	40/40	33/35	53/55	29/29
2-PT CONVERSIONS	0/4	0/0	0/0	0/1	1/2	5/5	1/3	4/4
FIELD GOALS/FGA	32/39	19/22	22/26	19/22	29/32	12/16	27/33	26/35
POINTS SCORED	283	253	348	254	381	319	486	325

DEFENSE	NY-J	Oak.	S.D.	Tenn.	Atl.	Chi.	G.B.	Minn.
POINTS ALLOWED	401	452	348	438	417	442	348	343
OPP FIRST DOWNS	300	320	307	357	358	325	339	321
Rushing	74	95	98	119	108	78	116	100
Passing	194	190	168	211	224	227	196	189
Penalty	32	35	41	27	26	20	27	32
OPP YARDS GAINED	5235	5721	5413	5968	6372	6033	5542	5515
Avg per Game	327.2	357.6	338.3	373.0	398.3	377.1	346.4	344.7
OPP RUSHING(net)	1489	1911	1986	2195	1894	1803	1919	1943
Avg per Game	93.1	119.4	124.1	137.2	118.4	112.7	119.9	121.4
Rushes	393	481	438	515	450	421	449	450
Yards per Rush	3.8	4.0	4.5	4.3	4.2	4.3	4.3	4.3
OPP PASSING(net)	3746	3810	3427	3773	4478	4230	3623	3572
Avg per Game	234.1	238.1	214.2	235.8	279.9	264.4	226.4	223.3
Passes Att.	538	538	524	545	566	548	564	534
Completed	345	343	320	347	359	366	333	353
Pct Completed	64.1	63.8	61.1	63.7	63.4	66.8	59.0	66.1
Sacked	45	22	26	39	22	39	41	41
Yards Lost	310	157	178	222	140	228	261	217
INTERCEPTED BY	6	9	7	12	16	14	18	13
Yards Returned	36	76	65	122	113	141	396	201
Returned for TD	0	0	0	1	1	1	3	2
OPP PUNT RETURNS	25	47	35	43	26	33	22	39
Avg return	10.0	10.9	10.5	8.1	9.6	10.2	8.7	6.5
OPP KICKOFF RET	51	21	67	31	36	35	58	28
Avg return	21.8	32.5	22.2	27.6	22.8	17.5	24.5	20.7
OPP TOUCHDOWNS	46	51	38	48	46	49	40	38
Rushing	10	17	11	17	21	12	11	10
Passing	31	29	24	28	20	34	26	26
Returns	5	5	3	3	5	3	3	2



## WEEK 17 / THROUGH SUNDAY, DECEMBER 28, 2014

OFFENSE	N.O.	NY-G	Phil.	St.L.	S.F.	Sea.	T.B.	Wash.
GAMES (Won-Lost)	7-9	6-10	10-6	6-10	8-8	12-4	2-14	4-12
FIRST DOWNS	395	336	356	288	303	328	263	318
Rushing	101	83	109	79	104	144	72	88
Passing	258	218	218	189	165	160	162	186
Penalty	36	35	29	20	34	24	29	44
YDS GAINED (tot)	6582	5875	6348	5035	5239	6012	4672	5738
Avg per Game	411.4	367.2	396.8	314.7	327.4	375.8	292.0	358.6
RUSHING (net)	1818	1603	1992	1635	2176	2762	1375	1691
Avg per Game	113.6	100.2	124.5	102.2	136.0	172.6	85.9	105.7
Rushes	406	449	474	395	470	525	353	401
Yards per Rush	4.5	3.6	4.2	4.1	4.6	5.3	3.9	4.2
PASSING (net)	4764	4272	4356	3400	3063	3250	3297	4047
Avg per Game	297.8	267.0	272.3	212.5	191.4	203.1	206.1	252.9
Passes Att.	659	607	621	515	487	454	531	547
Completed	456	383	384	327	292	287	301	364
Pct Completed	69.2	63.1	61.8	63.5	60.0	63.2	56.7	66.5
Yards Gained	4952	4470	4581	3695	3407	3492	3623	4461
Sacked	30	30	32	47	52	42	52	58
Yards Lost	188	198	225	295	344	242	326	414
Had intercepted	17	14	21	16	10	7	20	18
Yards Opp Ret	240	220	257	245	111	138	191	245
Opp TDs on Int	3	1	2	5	1	0	1	2
PUNTS	58	81	76	81	73	62	79	78
Avg Yards	46.4	44.9	43.8	45.9	46.2	43.4	39.9	46.9
PUNT RETURNS	19	29	41	37	35	36	23	29
Avg Return	7.1	7.7	13.0	13.0	6.5	7.0	10.8	7.2
Returned for TD	0	0	2	2	0	0	0	0
KICKOFF RETURNS	21	44	32	45	45	39	36	36
Avg Return	25.9	23.3	27.3	24.4	24.5	21.0	22.8	21.8
Returned for TD	0	0	2	0	0	0	0	0
PENALTIES	80	101	115	123	116	130	118	120
Yards Penalized	670	896	995	1139	937	1009	939	1130
FUMBLES BY	22	21	25	27	18	23	29	31
Fumbles Lost	13	14	15	11	12	7	13	13
Opp Fumbles	15	24	27	25	18	29	25	26
Opp Fum Lost	5	9	16	12	6	11	11	12
POSS. TIME (avg)	30:03	30:44	26:40	29:13	31:16	32:11	27:07	30:34
TOUCHDOWNS	49	44	54	36	33	43	31	33
Rushing	16	13	16	11	10	20	7	15
Passing	33	30	27	20	20	20	21	18
Returns	0	1	11	5	3	3	3	0
EXTRA-PT KICKS	46/47	44/44	54/54	34/35	33/33	41/41	31/31	31/32
2-PT CONVERSIONS	0/1	0/0	0/0	1/1	0/0	0/1	0/0	0/1
FIELD GOALS/FGA	19/22	24/26	32/36	24/30	25/31	31/37	20/24	24/27
POINTS SCORED	401	380	474	324	306	394	277	301

DEFENSE	N.O.	NY-G	Phil.	St.L.	S.F.	Sea.	T.B.	Wash.
POINTS ALLOWED	424	400	400	354	340	254	410	438
OPP FIRST DOWNS	345	326	338	301	308	277	353	307
Rushing	111	112	88	83	83	70	103	77
Passing	205	187	211	189	188	175	223	195
Penalty	29	27	39	29	37	32	27	35
OPP YARDS GAINED	6144	6012	6009	5626	5143	4274	5903	5696
Avg per Game	384.0	375.8	375.6	351.6	321.4	267.1	368.9	356.0
OPP RUSHING(net)	2125	2162	1771	1765	1612	1304	1819	1722
Avg per Game	132.8	135.1	110.7	110.3	100.8	81.5	113.7	107.6
Rushes	442	438	473	425	402	380	468	420
Yards per Rush	4.8	4.9	3.7	4.2	4.0	3.4	3.9	4.1
OPP PASSING(net)	4019	3850	4238	3861	3531	2970	4084	3974
Avg per Game	251.2	240.6	264.9	241.3	220.7	185.6	255.3	248.4
Passes Att.	546	522	591	540	551	507	564	519
Completed	341	324	345	368	324	313	387	345
Pct Completed	62.5	62.1	58.4	68.1	58.8	61.7	68.6	66.5
Sacked	34	47	49	40	36	37	36	37
Yards Lost	188	313	357	265	200	234	210	257
INTERCEPTED BY	12	17	12	13	23	13	14	7
Yards Returned	120	236	145	276	315	319	155	38
Returned for TD	0	0	2	3	2	2	3	0
OPP PUNT RETURNS	24	37	29	28	36	17	32	42
Avg return	4.1	10.6	8.2	6.9	9.3	11.5	5.8	9.5
OPP KICKOFF RET	39	32	52	35	40	43	37	43
Avg return	26.4	18.3	22.8	24.3	22.7	24.1	23.5	25.8
OPP TOUCHDOWNS	47	45	48	40	40	27	46	53
Rushing	17	15	14	12	7	8	15	11
Passing	26	25	30	18	29	17	28	35
Returns	4	5	4	10	4	2	3	7

**WEEK 17 / THROUGH SUNDAY, DECEMBER 28, 2014**

<b>OFFENSE</b>	<b>NFL/Avg</b>
GAMES (Won-Lost)	---
FIRST DOWNS	320.5
Rushing	92.7
Passing	196.5
Penalty	31.3
YDS GAINED (tot)	5569.8
Avg per Game	348.1
RUSHING (net)	1781.3
Avg per Game	111.3
Rushes	427.7
Yards per Rush	4.2
PASSING (net)	3788.5
Avg per Game	236.8
Passes Att.	558.8
Completed	350.0
Pct Completed	62.6
Yards Gained	4028.1
Sacked	37.9
Yards Lost	239.6
Had intercepted	14.1
Yards Opp Ret	210.3
Opp TDs on Int	1.5
PUNTS	74.6
Avg Yards	44.8
PUNT RETURNS	32.4
Avg Return	8.9
Returned for TD	0.4
KICKOFF RETURNS	38.3
Avg Return	23.8
Returned for TD	0.2
PENALTIES	105.8
Yards Penalized	888.4
FUMBLES BY	20.9
Fumbles Lost	9.6
Opp Fumbles	20.9
Opp Fum Lost	9.6
POSS. TIME (avg)	30:00
TOUCHDOWNS	40.4
Rushing	11.9
Passing	25.2
Returns	3.3
EXTRA-PT KICKS	99%
2-PT CONVERSIONS	47%
FIELD GOALS/FGA	26/31
POINTS SCORED	361.4

<b>DEFENSE</b>	<b>NFL/Avg</b>
POINTS ALLOWED	361.4
OPP FIRST DOWNS	320.5
Rushing	92.7
Passing	196.5
Penalty	31.3
OPP YARDS GAINED	5569.8
Avg per Game	348.1
OPP RUSHING(net)	1781.3
Avg per Game	111.3
Rushes	427.7
Yards per Rush	4.2
OPP PASSING(net)	3788.5
Avg per Game	236.8
Passes Att.	558.8
Completed	350.0
Pct Completed	62.6
Sacked	37.9
Yards Lost	239.6
INTERCEPTED BY	14.1
Yards Returned	210.3
Returned for TD	1.5
OPP PUNT RETURNS	32.4
Avg return	8.9
OPP KICKOFF RET	38.3
Avg return	23.8
OPP TOUCHDOWNS	40.4
Rushing	11.9
Passing	25.2
Returns	3.3

**WEEK 17 / THROUGH SUNDAY, DECEMBER 28, 2014**

**AFC / TEAM/OFFENSE RANK**

Tm	(A)	(B)	(C)	(D)	(E)	(F)	(G)	(H)	(I)	(J)	(K)	(L)	(M)	(N)	(O)	(P)	(Q)
BAL	5	4	4	4	6	5	5	2	6	6	6t	6	1	1	1	5	8
BUF	13	13	13	13	8	12	6	11	13	12	10	5	9	16	12	11	4
CIN	7	5	3	6	10	8	16	6	8t	8	4t	2	4	2	3	8	13
CLE	11	12	9	15	9	7	14	9	11	16	15	14	15	13	10	12	15
DEN	3	2	7	9	3	2	8	1	5	4	8	9	6	14	16	1	11
HOU	8	11	2	11	12	6	10	7	8t	11	2	16	16	6	11	7	7
IND	2	3	12	12	1	3	7	4	2	5	12	12	3	3	2	3	1
JAC	15	15	11	3	15	16	15	16	14	14	13t	10	7	4	9	16	16
KC	12	9	5	2	14	11	1	15	10	9	11	1	2	12	5	9	10
MIA	6	8	6	1	7	13	4	12	3t	7	13t	8	5	8	13	6	14
NE	4	6	10	10	4	9	2	3	3t	3	4t	3	11	7	7	2	2
NYJ	10	14	1	5	16	14	11	13	12	10	3	15	10	9	8	13	12
OAK	16	16	16	14	13	15	9	5	16	13	1	11	13	10	6	15	5t
PIT	1	1	8	7	2	1	3	8	1	2	6t	4	14	15	14	4	3
SD	9	7	15	16	5	4	13	10	7	1	9	7	12	11	15	10	9
<b>TEN</b>	<b>14</b>	<b>10</b>	<b>14</b>	<b>8</b>	<b>11</b>	<b>10</b>	<b>12</b>	<b>14</b>	<b>15</b>	<b>15</b>	<b>16</b>	<b>13</b>	<b>8</b>	<b>5</b>	<b>4</b>	<b>14</b>	<b>5t</b>

**AFC / OPPONENT/DEFENSE RANK**

Tm	(A)	(B)	(C)	(D)	(E)	(F)	(G)	(H)	(I)	(J)	(K)	(L)	(M)	(N)	(O)	(P)	(Q)	(R)	(S)
BAL	5	5	2	1	15	7	11	5	7t	11	6	5	7	10	9	3	9	3	4
BUF	2	2	7	8	2	2	2	1	2	1	10t	2	1	2	3	2	4	8	7
CIN	13	10	9	9	12	8	3	16	14	6	12	6	11	3	1	7	5t	9	11
CLE	14	6	16	14	5	4	1	13	15	8	15	4	5	6	8	6	12	12	13
DEN	1	1	1	2	6	1	5	10	7t	4	13	15	12	9	10	9	7	2	1
HOU	10	4	6	6	13	5	4	11	11t	3	5	16	13	7	13	4	13	7	10
IND	7	12	8	12	7	11	8	6	4t	2	3	1	6	16	16	11	3	4	2
JAC	15	13	13	7	14	14	15	4	13	13	8	9	9	15	14	14	15	14	16
KC	4	3	14	16	1	3	16	2	6	5	7	3	10	14	6	1	14	5	12
MIA	8	8	11	11	4	6	7	7	4t	15	14	11	14	1	4	12	1	10	6
NE	9	7	5	5	11	10	6	9	11t	10	4	10	2	5	2	5	2	1	5
NYJ	3	9	3	3	8	12	14	3	1	16	1	12	3	12	15	13	5t	13	9
OAK	12	15	10	4	10	15	12	15	10	9	9	14	16	4	5	16	10	16	15
PIT	11	16	4	13	16	16	10	12	9	7	16	8	8	8	7	10	16	6	3
SD	6	14	12	15	3	9	13	14	3	14	2	13	4	13	12	8	8	11	8
<b>TEN</b>	<b>16</b>	<b>11</b>	<b>15</b>	<b>10</b>	<b>9</b>	<b>13</b>	<b>9</b>	<b>8</b>	<b>16</b>	<b>12</b>	<b>10t</b>	<b>7</b>	<b>15</b>	<b>11</b>	<b>11</b>	<b>15</b>	<b>11</b>	<b>15</b>	<b>14</b>

- (A) Total Yards per Game
- (B) Yards per Play
- (C) Rushing Yards per Game
- (D) Rushing Yards per Attempt
- (E) Passing Net Yards per Game
- (F) Passing Net Yards per Play
- (G) Passing, Percent Had Intercepted
- (H) Sacks per Pass Play
- (I) First Downs per Game
- (J) Third Down Efficiency
- (K) Fourth Down Efficiency
- (L) Punt Return Average
- (M) Kickoff Return Average
- (N) Gross Punting Average
- (O) Net Punting Average
- (P) Points per Game
- (Q) Field Goal Percentage
- Combined Offense/Defense Rank
- (R) Points per Game Differential
- (S) Net Yards per Game Differential

**WEEK 17 / THROUGH SUNDAY, DECEMBER 28, 2014**

**NFC / TEAM/OFFENSE RANK**

Tm	(A)	(B)	(C)	(D)	(E)	(F)	(G)	(H)	(I)	(J)	(K)	(L)	(M)	(N)	(O)	(P)	(Q)
ARI	13	14	16	16	8	9	5	3	13	10	1	7	16	15	13	13	5
ATL	5	5	12	12	2	4	9	2	7	4	6t	1	7	6	3	6	2
CAR	9	10	4	7	11	12	6	10	4	8	3	10	11	10	16	8	10
CHI	12	12	13	11	9	13	12	8	9	13	10	16	8	13	12	12	14
DAL	4	2	2	2	10	2	8	7	5	2	6t	8	6	8	6	3	7
DET	10	11	14	14	7	10	3	9	11	12	6t	9	4	4	4	11	16
GB	3	1	6	5	5	1	1	6	2t	3	11t	4	15	14	15	1	11
MIN	14	15	8	6	15	14	15	14	14t	11	6t	5	13	11	9	9	15
NO	1	3	7	4	1	3	10	1	1	1	5	13	2	2	1	4	6
NYG	7	8	11	15	4	5	7	4	6	6	14	11	9	7	10	7	1
PHI	2	7	5	9	3	7	14	5	2t	5	2	3	1	9	8	2	3t
STL	15	9	10	10	12	11	11	11	14t	15	11t	2	5	5	2	10	13
SF	11	13	3	3	16	15	4	16	12	9	4	15	3	3	7	14	12
SEA	6	4	1	1	14	8	2	12	8	7	15	14	14	12	11	5	8
TB	16	16	15	13	13	16	16	13	16	14	13	6	10	16	14	16	9
WAS	8	6	9	8	6	6	13	15	10	16	16	12	12	1	5	15	3t

**NFC / OPPONENT/DEFENSE RANK**

Tm	(A)	(B)	(C)	(D)	(E)	(F)	(G)	(H)	(I)	(J)	(K)	(L)	(M)	(N)	(O)	(P)	(Q)	(R)	(S)
ARI	10	11	6	13	13	9	6	14	2	4	3	7	13	14	10	3	2	6	14
ATL	16	16	12	8	16	16	7	16	16	16	7t	11	7	3	5	13	7	13	11
CAR	4	7	9	14	5	5	10	8	6	10	6	16	16	16	14	9	4	12	7
CHI	14	14	10	11	14	15	9	9	10	9	15	12	1	2	8	16	8t	14	15
DAL	8	10	4	9	11	12	4	15	8	13	7t	10	4	12	7	7	13	3	4
DET	2	2	1	1	6	2	2	10	7	3	4t	13	15	6	11	2	3	5	2
GB	6	4	13	10	4	3	5	6	13	7	11	6	11	5	3	6	11t	2	3
MIN	5	5	14	12	3	6	12	3	9	8	16	3	3	4	6	5	5	7	12
NO	15	15	15	15	10	13	14	13	14	15	7t	1	14	11	16	14	15	9	5
NYG	13	13	16	16	7	10	3	1	11	1	4t	14	2	15	15	10t	14	8	10
PHI	12	6	8	3	15	7	15	2	12	5	2	5	6	8	2	10t	6	4	6
STL	7	9	7	7	8	8	13	4	3	6	1	4	10	1	1	8	10	10	13
SF	3	3	3	5	2	4	1	11	5	12	7t	8	5	13	12	4	16	11	8
SEA	1	1	2	2	1	1	8	5	1	2	14	15	9	7	9	1	11t	1	1
TB	11	8	11	4	12	11	11	12	15	14	12t	2	8	10	4	12	1	15	16
WAS	9	12	5	6	9	14	16	7	4	11	12t	9	12	9	13	15	8t	16	9

- (A) Total Yards per Game
- (B) Yards per Play
- (C) Rushing Yards per Game
- (D) Rushing Yards per Attempt
- (E) Passing Net Yards per Game
- (F) Passing Net Yards per Play
- (G) Passing, Percent Had Intercepted
- (H) Sacks per Pass Play
- (I) First Downs per Game
- (J) Third Down Efficiency
- (K) Fourth Down Efficiency
- (L) Punt Return Average
- (M) Kickoff Return Average
- (N) Gross Punting Average
- (O) Net Punting Average
- (P) Points per Game
- (Q) Field Goal Percentage
- Combined Offense/Defense Rank
- (R) Points per Game Differential
- (S) Net Yards per Game Differential



**WEEK 17 / THROUGH SUNDAY, DECEMBER 28, 2014**

**NFL / TEAM/OFFENSE RANK**

Tm	(A)	(B)	(C)	(D)	(E)	(F)	(G)	(H)	(I)	(J)	(K)	(L)	(M)	(N)	(O)	(P)	(Q)
BAL	12	9	8	7	13	12	10	2	10	14	11t	14	1	1	1	8	15
BUF	26	28	25	26	18	24	12	19	28	26	20	12	17	29	21	18	6
CIN	15	12	6	12	21	16	29	7	18t	18	8t	7	4	3	5	15	26
CLE	23	27	17	28	20	15	26	15	24	32	27	28	28	21	17	27	28
DEN	4	3	15	20	4	3	17	1	6	8	18	20	8	22	28	2	21
HOU	17	24	5	23	24	13	20	12	18t	22	5	31	29	11	20	14	14
IND	3	7	22	25	1	5	16	4	3	13	22t	26	3	4	3	6	1
JAC	31	31	21	6	31	32	27	32	29	29	25t	22	12	5	16	32	29
KC	25	17	10	5	29	23	2	29	21	19	21	4	2	20	8	16	18t
MIA	14	16	12	2	17	26	7	22	4t	17	25t	17	6	14	23	11	27
NE	11	13	18	22	9	17	3	3	4t	6	8t	10	21	13	12	4	2
NYJ	22	30	3	8	32	30	21	25	25	20	6	30	19	15	13	28	22
OAK	32	32	32	27	26	31	18	5	32	28	3t	23	23	16	11	31	10t
PIT	2	2	16	16	2	2	5	13	2	5	11t	11	27	28	25	7	4t
SD	18	14	30	31	10	8	25	16	15	4	19	16	22	18	26	17	16
<b>TEN</b>	<b>29</b>	<b>18</b>	<b>26</b>	<b>18</b>	<b>22</b>	<b>20</b>	<b>23</b>	<b>26</b>	<b>31</b>	<b>31</b>	<b>28</b>	<b>27</b>	<b>16</b>	<b>7</b>	<b>7</b>	<b>30</b>	<b>10t</b>
ARI	24	25	31	32	14	18	9	9	23	16	1	9	32	31	29	24	9
ATL	8	8	24	21	5	7	15	8	13	7	11t	1	14	12	6	12	4t
CAR	16	20	7	13	19	22	11	21	9	12	3t	18	24	24	32	19	20
CHI	21	22	27	19	15	25	24	18	16	24	17	32	15	27	27	23	30
DAL	7	4	2	3	16	4	14	17	11	2	11t	13	13	19	14	5	13
DET	19	21	28	29	12	19	6	20	20	23	11t	15	10	9	9	22	32
GB	6	1	11	10	8	1	1	14	7t	3	22t	5	31	30	31	1	23
MIN	27	26	14	11	28	27	31	28	26t	21	11t	6	26	25	19	20	31
NO	1	5	13	9	3	6	19	6	1	1	10	24	7	6	2	9	10t
NYG	10	15	23	30	7	9	13	10	12	10	30	19	18	17	22	13	3
PHI	5	11	9	15	6	11	30	11	7t	9	2	3	5	23	18	3	7t
STL	28	19	20	17	23	21	22	23	26t	27	22t	2	11	10	4	21	25
SF	20	23	4	4	30	28	8	31	22	15	7	29	9	8	15	25	24
SEA	9	6	1	1	27	14	4	24	14	11	31	25	30	26	24	10	17
TB	30	29	29	24	25	29	32	27	30	25	29	8	20	32	30	29	18t
WAS	13	10	19	14	11	10	28	30	17	30	32	21	25	2	10	26	7t

Team/Offense Rank

- (A) Total Yards per Game
- (B) Yards per Play
- (C) Rushing Yards per Game
- (D) Rushing Yards per Attempt
- (E) Passing Net Yards per Game
- (F) Passing Net Yards per Play
- (G) Passing, Percent Had Intercepted
- (H) Sacks per Pass Play
- (I) First Downs per Game
- (J) Third Down Efficiency
- (K) Fourth Down Efficiency
- (L) Punt Return Average
- (M) Kickoff Return Average
- (N) Gross Punting Average
- (O) Net Punting Average
- (P) Points per Game
- (Q) Field Goal Percentage

**WEEK 17 / THROUGH SUNDAY, DECEMBER 28, 2014**

**NFL / OPPONENT/DEFENSE RANK**

Tm	(A)	(B)	(C)	(D)	(E)	(F)	(G)	(H)	(I)	(J)	(K)	(L)	(M)	(N)	(O)	(P)	(Q)	(R)	(S)
BAL	8	8	4	3	24	12	26	7	14t	17	8	9	14	26	22	6	16	6	7
BUF	4	3	11	14	3	2	3	1	5	1	15t	4	3	7	6	4	9	12	14
CIN	22	15	20	18	20	13	5	32	25	7	22	10	22	8	2	12	10t	14	21
CLE	23	9	32	28	8	5	2	27	29	11	29	8	9	15	19	9	21	25	26
DEN	3	2	2	4	9	1	12	21	14t	5	27	29	24	25	24	16t	14	4	2
HOU	16	6	10	10	21	7	7	24	22t	3	7	31	25	19	28	7	23	11	19
IND	11	19	18	23	12	17	21	9	9t	2	4	3	10	32	32	19	7	7	3
JAC	26	20	27	12	22	21	31	5	24	23	11t	16	16	31	30	26	27	30	32
KC	7	5	28	30	2	4	32	3	12t	6	9	6	18	30	14	2	24	9	22
MIA	12	12	24	21	6	11	14	13	9t	29	28	22	28	1	9	20	2	15	13
NE	13	11	9	9	17	16	13	19	22t	16	6	17	5	13	3	8	5	1	10
NYJ	6	13	5	6	14	18	30	4	2t	30	1t	23	7	28	31	24	10t	26	18
OAK	21	22	22	8	16	25	27	30	18	14	14	28	32	12	12	32	17	32	30
PIT	18	30	6	25	27	29	25	25	16	10	32	12	15	20	15	18	30	10	4
SD	9	21	26	29	4	15	29	29	6t	24t	3	26	8	29	27	13t	15	17	16
<b>TEN</b>	<b>27</b>	<b>17</b>	<b>31</b>	<b>19</b>	<b>15</b>	<b>19</b>	<b>22</b>	<b>14</b>	<b>31</b>	<b>19</b>	<b>15t</b>	<b>11</b>	<b>30</b>	<b>27</b>	<b>25</b>	<b>29t</b>	<b>18t</b>	<b>31</b>	<b>29</b>
ARI	24	26	13	26	29	23	10	26	2t	12	10	15	26	22	17	5	3	16	27
ATL	32	32	21	16	32	32	11	31	32	32	18t	21	13	4	8	27	13	24	23
CAR	10	18	16	27	11	10	17	16	9t	22	15t	32	31	24	23	21	6	23	12
CHI	30	29	17	22	30	31	16	17	20	21	30	24	1	3	13	31	18t	27	28
DAL	19	25	8	17	26	27	8	28	17	27	18t	20	6	18	11	15	28	5	8
DET	2	4	1	1	13	6	4	18	12t	9	11t	25	29	9	18	3	4	13	5
GB	15	10	23	20	10	8	9	12	27	18	23	14	21	6	5	13t	25t	3	6
MIN	14	14	25	24	7	14	19	8	19	20	31	5	4	5	10	11	8	18	24
NO	31	31	29	31	25	28	23	23	28	31	18t	1	27	17	29	28	31	20	9
NYG	29	28	30	32	18	24	6	2	21	4	11t	27	2	23	26	22t	29	19	20
PHI	28	16	15	5	31	20	24	6	26	13	5	13	12	11	4	22t	12	8	11
STL	17	24	14	15	19	22	20	10	4	15	1t	7	20	2	1	16t	22	21	25
SF	5	7	7	11	5	9	1	20	8	26	18t	18	11	21	20	10	32	22	15
SEA	1	1	3	2	1	3	15	11	1	8	26	30	19	10	16	1	25t	2	1
TB	25	23	19	7	28	26	18	22	30	28	24t	2	17	16	7	25	1	28	31
WAS	20	27	12	13	23	30	28	15	6t	24t	24t	19	23	14	21	29t	18t	29	17

Opponent/Defense Rank

- (A) Total Yards per Game
- (B) Yards per Play
- (C) Rushing Yards per Game
- (D) Rushing Yards per Attempt
- (E) Passing Net Yards per Game
- (F) Passing Net Yards per Play
- (G) Passing, Percent Had Intercepted
- (H) Sacks per Pass Play
- (I) First Downs per Game
- (J) Third Down Efficiency
- (K) Fourth Down Efficiency
- (L) Punt Return Average
- (M) Kickoff Return Average
- (N) Gross Punting Average
- (O) Net Punting Average
- (P) Points per Game
- (Q) Field Goal Percentage
- Combined Offense/Defense Rank
- (R) Points per Game Differential
- (S) Net Yards per Game Differential

**WEEK 17 / THROUGH SUNDAY, DECEMBER 28, 2014****AFC / TOTAL OFFENSE**

Rank	Team	Total	Rushing	Passing	Total	Rushing	Passing
1)	Pittsburgh	6577	1752	4825	411.1	109.5	301.6
2)	Indianapolis	6506	1612	4894	406.6	100.8	305.9
3)	Denver	6446	1785	4661	402.9	111.6	291.3
4)	New England	5848	1727	4121	365.5	107.9	257.6
5)	Baltimore	5838	2019	3819	364.9	126.2	238.7
6)	Miami	5601	1872	3729	350.1	117.0	233.1
7)	Cincinnati	5568	2147	3421	348.0	134.2	213.8
8)	Houston	5513	2161	3352	344.6	135.1	209.5
9)	San Diego	5465	1367	4098	341.6	85.4	256.1
10)	New York Jets	5226	2280	2946	326.6	142.5	184.1
11)	Cleveland	5193	1728	3465	324.6	108.0	216.6
12)	Kansas City	5100	1918	3182	318.8	119.9	198.9
13)	Buffalo	5096	1482	3614	318.5	92.6	225.9
14)	<b>Tennessee</b>	<b>4859</b>	<b>1447</b>	<b>3412</b>	<b>303.7</b>	<b>90.4</b>	<b>213.3</b>
15)	Jacksonville	4634	1633	3001	289.6	102.1	187.6
16)	Oakland	4515	1240	3275	282.2	77.5	204.7

**AFC / TOTAL DEFENSE**

Rank	Team	Total	Rushing	Passing	Total	Rushing	Passing
1)	Denver	4883	1276	3607	305.2	79.8	225.4
2)	Buffalo	4995	1703	3292	312.2	106.4	205.8
3)	New York Jets	5235	1489	3746	327.2	93.1	234.1
4)	Kansas City	5288	2036	3252	330.5	127.3	203.3
5)	Baltimore	5391	1412	3979	336.9	88.3	248.7
6)	San Diego	5413	1986	3427	338.3	124.1	214.2
7)	Indianapolis	5483	1814	3669	342.7	113.4	229.3
8)	Miami	5494	1937	3557	343.4	121.1	222.3
9)	New England	5506	1669	3837	344.1	104.3	239.8
10)	Houston	5571	1681	3890	348.2	105.1	243.1
11)	Pittsburgh	5654	1605	4049	353.4	100.3	253.1
12)	Oakland	5721	1911	3810	357.6	119.4	238.1
13)	Cincinnati	5749	1861	3888	359.3	116.3	243.0
14)	Cleveland	5857	2265	3592	366.1	141.6	224.5
15)	Jacksonville	5932	2033	3899	370.8	127.1	243.7
16)	<b>Tennessee</b>	<b>5968</b>	<b>2195</b>	<b>3773</b>	<b>373.0</b>	<b>137.2</b>	<b>235.8</b>

**NFC / TOTAL OFFENSE**

Rank	Team	Total	Rushing	Passing	Total	Rushing	Passing
1)	New Orleans	6582	1818	4764	411.4	113.6	297.8
2)	Philadelphia	6348	1992	4356	396.8	124.5	272.3
3)	Green Bay	6178	1917	4261	386.1	119.8	266.3
4)	Dallas	6122	2354	3768	382.6	147.1	235.5
5)	Atlanta	6051	1498	4553	378.2	93.6	284.6
6)	Seattle	6012	2762	3250	375.8	172.6	203.1
7)	New York Giants	5875	1603	4272	367.2	100.2	267.0
8)	Washington	5738	1691	4047	358.6	105.7	252.9
9)	Carolina	5547	2036	3511	346.7	127.3	219.4
10)	Detroit	5452	1422	4030	340.8	88.9	251.9
11)	San Francisco	5239	2176	3063	327.4	136.0	191.4
12)	Chicago	5233	1441	3792	327.1	90.1	237.0
13)	Arizona	5116	1308	3808	319.8	81.8	238.0
14)	Minnesota	5048	1804	3244	315.5	112.8	202.8
15)	St. Louis	5035	1635	3400	314.7	102.2	212.5
16)	Tampa Bay	4672	1375	3297	292.0	85.9	206.1

**NFC / TOTAL DEFENSE**

Rank	Team	Total	Rushing	Passing	Total	Rushing	Passing
1)	Seattle	4274	1304	2970	267.1	81.5	185.6
2)	Detroit	4815	1109	3706	300.9	69.3	231.6
3)	San Francisco	5143	1612	3531	321.4	100.8	220.7
4)	Carolina	5437	1792	3645	339.8	112.0	227.8
5)	Minnesota	5515	1943	3572	344.7	121.4	223.3
6)	Green Bay	5542	1919	3623	346.4	119.9	226.4
7)	St. Louis	5626	1765	3861	351.6	110.3	241.3
8)	Dallas	5681	1650	4031	355.1	103.1	251.9
9)	Washington	5696	1722	3974	356.0	107.6	248.4
10)	Arizona	5891	1739	4152	368.2	108.7	259.5
11)	Tampa Bay	5903	1819	4084	368.9	113.7	255.3
12)	Philadelphia	6009	1771	4238	375.6	110.7	264.9
13)	New York Giants	6012	2162	3850	375.8	135.1	240.6
14)	Chicago	6033	1803	4230	377.1	112.7	264.4
15)	New Orleans	6144	2125	4019	384.0	132.8	251.2
16)	Atlanta	6372	1894	4478	398.3	118.4	279.9

**WEEK 17 / THROUGH SUNDAY, DECEMBER 28, 2014****NFL / TOTAL OFFENSE**

Rank	Team	Total	Rushing	Passing	Total	Rushing	Passing
1)	New Orleans	6582	1818	4764	411.4	113.6	297.8
2)	Pittsburgh	6577	1752	4825	411.1	109.5	301.6
3)	Indianapolis	6506	1612	4894	406.6	100.8	305.9
4)	Denver	6446	1785	4661	402.9	111.6	291.3
5)	Philadelphia	6348	1992	4356	396.8	124.5	272.3
6)	Green Bay	6178	1917	4261	386.1	119.8	266.3
7)	Dallas	6122	2354	3768	382.6	147.1	235.5
8)	Atlanta	6051	1498	4553	378.2	93.6	284.6
9)	Seattle	6012	2762	3250	375.8	172.6	203.1
10)	New York Giants	5875	1603	4272	367.2	100.2	267.0
11)	New England	5848	1727	4121	365.5	107.9	257.6
12)	Baltimore	5838	2019	3819	364.9	126.2	238.7
13)	Washington	5738	1691	4047	358.6	105.7	252.9
14)	Miami	5601	1872	3729	350.1	117.0	233.1
15)	Cincinnati	5568	2147	3421	348.0	134.2	213.8
16)	Carolina	5547	2036	3511	346.7	127.3	219.4
17)	Houston	5513	2161	3352	344.6	135.1	209.5
18)	San Diego	5465	1367	4098	341.6	85.4	256.1
19)	Detroit	5452	1422	4030	340.8	88.9	251.9
20)	San Francisco	5239	2176	3063	327.4	136.0	191.4
21)	Chicago	5233	1441	3792	327.1	90.1	237.0
22)	New York Jets	5226	2280	2946	326.6	142.5	184.1
23)	Cleveland	5193	1728	3465	324.6	108.0	216.6
24)	Arizona	5116	1308	3808	319.8	81.8	238.0
25)	Kansas City	5100	1918	3182	318.8	119.9	198.9
26)	Buffalo	5096	1482	3614	318.5	92.6	225.9
27)	Minnesota	5048	1804	3244	315.5	112.8	202.8
28)	St. Louis	5035	1635	3400	314.7	102.2	212.5
<b>29)</b>	<b>Tennessee</b>	<b>4859</b>	<b>1447</b>	<b>3412</b>	<b>303.7</b>	<b>90.4</b>	<b>213.3</b>
30)	Tampa Bay	4672	1375	3297	292.0	85.9	206.1
31)	Jacksonville	4634	1633	3001	289.6	102.1	187.6
32)	Oakland	4515	1240	3275	282.2	77.5	204.7

**NFL / TOTAL DEFENSE**

Rank	Team	Total	Rushing	Passing	Total	Rushing	Passing
1)	Seattle	4274	1304	2970	267.1	81.5	185.6
2)	Detroit	4815	1109	3706	300.9	69.3	231.6
3)	Denver	4883	1276	3607	305.2	79.8	225.4
4)	Buffalo	4995	1703	3292	312.2	106.4	205.8
5)	San Francisco	5143	1612	3531	321.4	100.8	220.7
6)	New York Jets	5235	1489	3746	327.2	93.1	234.1
7)	Kansas City	5288	2036	3252	330.5	127.3	203.3
8)	Baltimore	5391	1412	3979	336.9	88.3	248.7
9)	San Diego	5413	1986	3427	338.3	124.1	214.2
10)	Carolina	5437	1792	3645	339.8	112.0	227.8
11)	Indianapolis	5483	1814	3669	342.7	113.4	229.3
12)	Miami	5494	1937	3557	343.4	121.1	222.3
13)	New England	5506	1669	3837	344.1	104.3	239.8
14)	Minnesota	5515	1943	3572	344.7	121.4	223.3
15)	Green Bay	5542	1919	3623	346.4	119.9	226.4
16)	Houston	5571	1681	3890	348.2	105.1	243.1
17)	St. Louis	5626	1765	3861	351.6	110.3	241.3
18)	Pittsburgh	5654	1605	4049	353.4	100.3	253.1
19)	Dallas	5681	1650	4031	355.1	103.1	251.9
20)	Washington	5696	1722	3974	356.0	107.6	248.4
21)	Oakland	5721	1911	3810	357.6	119.4	238.1
22)	Cincinnati	5749	1861	3888	359.3	116.3	243.0
23)	Cleveland	5857	2265	3592	366.1	141.6	224.5
24)	Arizona	5891	1739	4152	368.2	108.7	259.5
25)	Tampa Bay	5903	1819	4084	368.9	113.7	255.3
26)	Jacksonville	5932	2033	3899	370.8	127.1	243.7
<b>27)</b>	<b>Tennessee</b>	<b>5968</b>	<b>2195</b>	<b>3773</b>	<b>373.0</b>	<b>137.2</b>	<b>235.8</b>
28)	Philadelphia	6009	1771	4238	375.6	110.7	264.9
29)	New York Giants	6012	2162	3850	375.8	135.1	240.6
30)	Chicago	6033	1803	4230	377.1	112.7	264.4
31)	New Orleans	6144	2125	4019	384.0	132.8	251.2
32)	Atlanta	6372	1894	4478	398.3	118.4	279.9

**WEEK 17 / THROUGH SUNDAY, DECEMBER 28, 2014**

**AFC / TAKE-AWAYS, GIVE-AWAYS**

Rank	Team	TAKE-AWAYS			GIVE-AWAYS			Net Diff
		Int	Fum	Total	Int	Fum	Total	
1t)	Houston	20	14	34	13	9	22	= +12
1t)	New England	16	9	25	9	4	13	= +12
3)	Buffalo	19	11	30	13	10	23	= +7
4)	Cleveland	21	8	29	16	7	23	= +6
5)	Denver	18	7	25	15	5	20	= +5
6t)	Baltimore	11	11	22	12	8	20	= +2
6t)	Miami	14	11	25	12	11	23	= +2
8t)	Cincinnati	20	6	26	17	9	26	= 0
8t)	Pittsburgh	11	10	21	10	11	21	= 0
10)	Kansas City	6	8	14	6	11	17	= -3
11t)	Indianapolis	12	14	26	16	15	31	= -5
11t)	San Diego	7	11	18	18	5	23	= -5
13)	Jacksonville	6	14	20	18	8	26	= -6
<b>14)</b>	<b>Tennessee</b>	<b>12</b>	<b>4</b>	<b>16</b>	<b>16</b>	<b>10</b>	<b>26</b>	<b>= -10</b>
15)	New York Jets	6	7	13	15	9	24	= -11
16)	Oakland	9	5	14	16	13	29	= -15
	<b>Totals</b>	<b>208</b>	<b>150</b>	<b>358</b>	<b>222</b>	<b>145</b>	<b>367</b>	<b>= -9</b>

**NFC / TAKE-AWAYS, GIVE-AWAYS**

Rank	Team	TAKE-AWAYS			GIVE-AWAYS			Net Diff
		Int	Fum	Total	Int	Fum	Total	
1)	Green Bay	18	9	27	6	7	13	= +14
2)	Seattle	13	11	24	7	7	14	= +10
3)	Arizona	18	7	25	12	5	17	= +8
4t)	Detroit	20	7	27	12	8	20	= +7
4t)	San Francisco	23	6	29	10	12	22	= +7
6)	Dallas	18	13	31	11	14	25	= +6
7)	Atlanta	16	12	28	15	8	23	= +5
8)	Carolina	14	12	26	12	11	23	= +3
9)	Minnesota	13	6	19	18	2	20	= -1
10t)	New York Giants	17	9	26	14	14	28	= -2
10t)	St. Louis	13	12	25	16	11	27	= -2
12)	Chicago	14	10	24	19	10	29	= -5
13t)	Philadelphia	12	16	28	21	15	36	= -8
13t)	Tampa Bay	14	11	25	20	13	33	= -8
15)	Washington	7	12	19	18	13	31	= -12
16)	New Orleans	12	5	17	17	13	30	= -13
	<b>Totals</b>	<b>242</b>	<b>158</b>	<b>400</b>	<b>228</b>	<b>163</b>	<b>391</b>	<b>= +9</b>

**NFL / TAKE-AWAYS, GIVE-AWAYS**

Rank	Team	TAKE-AWAYS			GIVE-AWAYS			Net Diff
		Int	Fum	Total	Int	Fum	Total	
1)	Green Bay	18	9	27	6	7	13	= +14
2t)	Houston	20	14	34	13	9	22	= +12
2t)	New England	16	9	25	9	4	13	= +12
4)	Seattle	13	11	24	7	7	14	= +10
5)	Arizona	18	7	25	12	5	17	= +8
6t)	Buffalo	19	11	30	13	10	23	= +7
6t)	Detroit	20	7	27	12	8	20	= +7
6t)	San Francisco	23	6	29	10	12	22	= +7
9t)	Cleveland	21	8	29	16	7	23	= +6
9t)	Dallas	18	13	31	11	14	25	= +6
11t)	Denver	18	7	25	15	5	20	= +5
11t)	Atlanta	16	12	28	15	8	23	= +5
13)	Carolina	14	12	26	12	11	23	= +3
14t)	Baltimore	11	11	22	12	8	20	= +2
14t)	Miami	14	11	25	12	11	23	= +2
16t)	Cincinnati	20	6	26	17	9	26	= 0
16t)	Pittsburgh	11	10	21	10	11	21	= 0
18)	Minnesota	13	6	19	18	2	20	= -1
19t)	New York Giants	17	9	26	14	14	28	= -2
19t)	St. Louis	13	12	25	16	11	27	= -2
21)	Kansas City	6	8	14	6	11	17	= -3
22t)	Indianapolis	12	14	26	16	15	31	= -5
22t)	San Diego	7	11	18	18	5	23	= -5
22t)	Chicago	14	10	24	19	10	29	= -5
25)	Jacksonville	6	14	20	18	8	26	= -6
26t)	Philadelphia	12	16	28	21	15	36	= -8
26t)	Tampa Bay	14	11	25	20	13	33	= -8
<b>28)</b>	<b>Tennessee</b>	<b>12</b>	<b>4</b>	<b>16</b>	<b>16</b>	<b>10</b>	<b>26</b>	<b>= -10</b>
29)	New York Jets	6	7	13	15	9	24	= -11
30)	Washington	7	12	19	18	13	31	= -12
31)	New Orleans	12	5	17	17	13	30	= -13
32)	Oakland	9	5	14	16	13	29	= -15
	<b>Totals</b>	<b>450</b>	<b>308</b>	<b>758</b>	<b>450</b>	<b>308</b>	<b>758</b>	<b>= 0</b>



**WEEK 17 / THROUGH SUNDAY, DECEMBER 28, 2014**

**AFC / TEAM/OFFENSE INSIDE THE 20**

Rank	Team	Poss	Pts	TD	TD%	FG	Score	Score%
1)	Oakland	29	165	21	72.4	6	27	93.1
2)	Denver	62	328	39	62.9	18	57	91.9
3)	Kansas City	48	242	28	58.3	16	44	91.7
4)	New England	67	338	39	58.2	22	61	91.0
5)	Cincinnati	49	247	28	57.1	17	45	91.8
6)	Indianapolis	60	290	33	55.0	20	53	88.3
7t)	Houston	48	236	26	54.2	18	44	91.7
7t)	San Diego	48	227	26	54.2	15	41	85.4
9)	Pittsburgh	55	254	29	52.7	16	45	81.8
10)	Baltimore	63	291	33	52.4	20	53	84.1
11)	Miami	68	303	35	51.5	19	54	79.4
12)	Cleveland	49	219	24	49.0	17	41	83.7
13)	<b>Tennessee</b>	<b>39</b>	<b>171</b>	<b>19</b>	<b>48.7</b>	<b>13</b>	<b>32</b>	<b>82.1</b>
14)	Buffalo	51	219	22	43.1	21	43	84.3
15)	Jacksonville	32	124	13	40.6	11	24	75.0
16)	New York Jets	47	182	17	36.2	22	39	83.0

**AFC / OPPONENTS/DEFENSE INSIDE THE 20**

Rank	Team	Poss	Pts	TD	TD%	FG	Score	Score%
1)	Kansas City	54	214	21	38.9	22	43	79.6
2)	Baltimore	54	218	23	42.6	19	42	77.8
3)	Cleveland	54	231	25	46.3	19	44	81.5
4t)	Houston	46	191	22	47.8	13	35	76.1
4t)	New England	46	212	22	47.8	19	41	89.1
6)	Jacksonville	56	255	27	48.2	22	49	87.5
7)	Cincinnati	55	241	27	49.1	17	44	80.0
8)	Buffalo	44	204	22	50.0	17	39	88.6
9)	San Diego	52	244	27	51.9	19	46	88.5
10)	Oakland	57	273	30	52.6	21	51	89.5
11)	Miami	55	261	29	52.7	19	48	87.3
12)	Pittsburgh	50	251	27	54.0	21	48	96.0
13)	Denver	52	247	30	57.7	13	43	82.7
14)	<b>Tennessee</b>	<b>63</b>	<b>327</b>	<b>37</b>	<b>58.7</b>	<b>23</b>	<b>60</b>	<b>95.2</b>
15)	New York Jets	49	255	29	59.2	17	46	93.9
16)	Indianapolis	50	261	33	66.0	10	43	86.0

**NFC / TEAM/OFFENSE INSIDE THE 20**

Rank	Team	Poss	Pts	TD	TD%	FG	Score	Score%
1)	Dallas	51	270	33	64.7	13	46	90.2
2)	Chicago	47	237	30	63.8	8	38	80.9
3)	Atlanta	44	231	27	61.4	14	41	93.2
4)	New Orleans	65	317	39	60.0	15	54	83.1
5)	New York Giants	61	297	36	59.0	15	51	83.6
6)	Green Bay	64	312	37	57.8	18	55	85.9
7t)	Minnesota	39	190	21	53.8	13	34	87.2
7t)	Tampa Bay	39	171	21	53.8	8	29	74.4
9)	Detroit	47	219	25	53.2	15	40	85.1
10)	Seattle	60	281	31	51.7	22	53	88.3
11)	St. Louis	44	200	22	50.0	15	37	84.1
12)	Philadelphia	59	269	29	49.2	22	51	86.4
13)	Washington	48	213	23	47.9	18	41	85.4
14)	Carolina	47	212	22	46.8	19	41	87.2
15)	San Francisco	44	178	19	43.2	15	34	77.3
16)	Arizona	38	163	16	42.1	17	33	86.8

**NFC / OPPONENTS/DEFENSE INSIDE THE 20**

Rank	Team	Poss	Pts	TD	TD%	FG	Score	Score%
1)	Arizona	41	168	18	43.9	14	32	78.0
2)	St. Louis	39	164	18	46.2	13	31	79.5
3)	New York Giants	51	230	25	49.0	18	43	84.3
4)	Chicago	71	322	37	52.1	21	58	81.7
5)	Washington	48	231	25	52.1	18	43	89.6
6)	Detroit	49	220	26	53.1	12	38	77.6
7)	Minnesota	48	229	26	54.2	16	42	87.5
8)	Green Bay	48	227	27	56.3	13	40	83.3
9)	Atlanta	58	283	33	56.9	17	50	86.2
10)	Philadelphia	43	210	25	58.1	12	37	86.0
11)	Seattle	37	192	22	59.5	13	35	94.6
12)	Dallas	49	242	30	61.2	10	40	81.6
13)	San Francisco	44	219	27	61.4	10	37	84.1
14)	Tampa Bay	52	266	32	61.5	14	46	88.5
15)	New Orleans	51	275	32	62.7	16	48	94.1
16)	Carolina	46	233	29	63.0	10	39	84.8

**WEEK 17 / THROUGH SUNDAY, DECEMBER 28, 2014****NFL / TEAM/OFFENSE INSIDE THE 20**

Rank	Team	Poss	Pts	TD	TD%	FG	Score	Score%
1)	Oakland	29	165	21	72.4	6	27	93.1
2)	Dallas	51	270	33	64.7	13	46	90.2
3)	Chicago	47	237	30	63.8	8	38	80.9
4)	Denver	62	328	39	62.9	18	57	91.9
5)	Atlanta	44	231	27	61.4	14	41	93.2
6)	New Orleans	65	317	39	60.0	15	54	83.1
7)	New York Giants	61	297	36	59.0	15	51	83.6
8)	Kansas City	48	242	28	58.3	16	44	91.7
9)	New England	67	338	39	58.2	22	61	91.0
10)	Green Bay	64	312	37	57.8	18	55	85.9
11)	Cincinnati	49	247	28	57.1	17	45	91.8
12)	Indianapolis	60	290	33	55.0	20	53	88.3
13t)	Houston	48	236	26	54.2	18	44	91.7
13t)	San Diego	48	227	26	54.2	15	41	85.4
15t)	Minnesota	39	190	21	53.8	13	34	87.2
15t)	Tampa Bay	39	171	21	53.8	8	29	74.4
17)	Detroit	47	219	25	53.2	15	40	85.1
18)	Pittsburgh	55	254	29	52.7	16	45	81.8
19)	Baltimore	63	291	33	52.4	20	53	84.1
20)	Seattle	60	281	31	51.7	22	53	88.3
21)	Miami	68	303	35	51.5	19	54	79.4
22)	St. Louis	44	200	22	50.0	15	37	84.1
23)	Philadelphia	59	269	29	49.2	22	51	86.4
24)	Cleveland	49	219	24	49.0	17	41	83.7
<b>25)</b>	<b>Tennessee</b>	<b>39</b>	<b>171</b>	<b>19</b>	<b>48.7</b>	<b>13</b>	<b>32</b>	<b>82.1</b>
26)	Washington	48	213	23	47.9	18	41	85.4
27)	Carolina	47	212	22	46.8	19	41	87.2
28)	San Francisco	44	178	19	43.2	15	34	77.3
29)	Buffalo	51	219	22	43.1	21	43	84.3
30)	Arizona	38	163	16	42.1	17	33	86.8
31)	Jacksonville	32	124	13	40.6	11	24	75.0
32)	New York Jets	47	182	17	36.2	22	39	83.0

**NFL / OPPONENTS/DEFENSE INSIDE THE 20**

Rank	Team	Poss	Pts	TD	TD%	FG	Score	Score%
1)	Kansas City	54	214	21	38.9	22	43	79.6
2)	Baltimore	54	218	23	42.6	19	42	77.8
3)	Arizona	41	168	18	43.9	14	32	78.0
4)	St. Louis	39	164	18	46.2	13	31	79.5
5)	Cleveland	54	231	25	46.3	19	44	81.5
6t)	Houston	46	191	22	47.8	13	35	76.1
6t)	New England	46	212	22	47.8	19	41	89.1
8)	Jacksonville	56	255	27	48.2	22	49	87.5
9)	New York Giants	51	230	25	49.0	18	43	84.3
10)	Cincinnati	55	241	27	49.1	17	44	80.0
11)	Buffalo	44	204	22	50.0	17	39	88.6
12)	San Diego	52	244	27	51.9	19	46	88.5
13)	Chicago	71	322	37	52.1	21	58	81.7
14)	Washington	48	231	25	52.1	18	43	89.6
15)	Oakland	57	273	30	52.6	21	51	89.5
16)	Miami	55	261	29	52.7	19	48	87.3
17)	Detroit	49	220	26	53.1	12	38	77.6
18)	Pittsburgh	50	251	27	54.0	21	48	96.0
19)	Minnesota	48	229	26	54.2	16	42	87.5
20)	Green Bay	48	227	27	56.3	13	40	83.3
21)	Atlanta	58	283	33	56.9	17	50	86.2
22)	Denver	52	247	30	57.7	13	43	82.7
23)	Philadelphia	43	210	25	58.1	12	37	86.0
<b>24)</b>	<b>Tennessee</b>	<b>63</b>	<b>327</b>	<b>37</b>	<b>58.7</b>	<b>23</b>	<b>60</b>	<b>95.2</b>
25)	New York Jets	49	255	29	59.2	17	46	93.9
26)	Seattle	37	192	22	59.5	13	35	94.6
27)	Dallas	49	242	30	61.2	10	40	81.6
28)	San Francisco	44	219	27	61.4	10	37	84.1
29)	Tampa Bay	52	266	32	61.5	14	46	88.5
30)	New Orleans	51	275	32	62.7	16	48	94.1
31)	Carolina	46	233	29	63.0	10	39	84.8
32)	Indianapolis	50	261	33	66.0	10	43	86.0

WEEK 17 / THROUGH SUNDAY, DECEMBER 28, 2014

**AFC / OFFENSE/TEAMS: FIRST DOWNS, THIRD DOWNS, FOURTH DOWNS**

Rank	Team	FIRST DOWNS				THIRD DOWNS			FOURTH DOWNS		
		Total	Rush	Pass	Pen	Made	Att	Pct	Made	Att	Pct
1)	Pittsburgh	379	98	243	38	93	208	44.7	5	10	50.0
2)	Indianapolis	371	80	251	40	89	217	41.0	6	15	40.0
3t)	Miami	361	99	226	36	80	200	40.0	7	19	36.8
3t)	New England	361	96	228	37	98	221	44.3	7	13	53.8
5)	Denver	360	98	227	35	94	213	44.1	6	13	46.2
6)	Baltimore	345	113	194	38	84	205	41.0	9	18	50.0
7)	San Diego	326	75	214	37	97	215	45.1	5	11	45.5
8t)	Cincinnati	313	122	164	27	84	211	39.8	7	13	53.8
8t)	Houston	313	108	171	34	91	235	38.7	10	17	58.8
10)	Kansas City	309	92	184	33	80	201	39.8	5	12	41.7
11)	Cleveland	294	88	179	27	61	207	29.5	5	14	35.7
12)	New York Jets	289	112	154	23	91	234	38.9	9	16	56.3
13)	Buffalo	273	65	186	22	84	229	36.7	6	14	42.9
14)	Jacksonville	271	86	154	31	69	216	31.9	7	19	36.8
<b>15)</b>	<b>Tennessee</b>	<b>258</b>	<b>75</b>	<b>159</b>	<b>24</b>	<b>59</b>	<b>196</b>	<b>30.1</b>	<b>6</b>	<b>17</b>	<b>35.3</b>
16)	Oakland	248	56	173	19	80	236	33.9	9	15	60.0
	<b>Totals</b>	<b>5071</b>	<b>1463</b>	<b>3107</b>	<b>501</b>	<b>1334</b>	<b>3444</b>	<b>38.7</b>	<b>109</b>	<b>236</b>	<b>46.2</b>

**AFC / DEFENSE/OPPONENTS: FIRST DOWNS, THIRD DOWNS, FOURTH DOWNS**

Rank	Team	FIRST DOWNS				THIRD DOWNS			FOURTH DOWNS		
		Total	Rush	Pass	Pen	Made	Att	Pct	Made	Att	Pct
1)	New York Jets	300	74	194	32	99	219	45.2	0	4	0.0
2)	Buffalo	302	89	171	42	73	220	33.2	5	11	45.5
3)	San Diego	307	98	168	41	89	207	43.0	2	10	20.0
4t)	Indianapolis	309	103	175	31	67	201	33.3	4	17	23.5
4t)	Miami	309	99	194	16	98	223	43.9	13	22	59.1
6)	Kansas City	310	108	184	18	79	216	36.6	8	21	38.1
7t)	Baltimore	311	75	205	31	89	221	40.3	5	14	35.7
7t)	Denver	311	60	219	32	81	222	36.5	10	17	58.8
9)	Pittsburgh	314	88	193	33	71	189	37.6	10	14	71.4
10)	Oakland	320	95	190	35	85	221	38.5	4	9	44.4
11t)	Houston	329	89	206	34	74	218	33.9	6	17	35.3
11t)	New England	329	88	196	45	84	209	40.2	8	23	34.8
13)	Jacksonville	330	107	200	23	101	236	42.8	4	10	40.0
14)	Cincinnati	337	105	197	35	79	215	36.7	10	19	52.6
15)	Cleveland	348	126	184	38	90	239	37.7	11	18	61.1
<b>16)</b>	<b>Tennessee</b>	<b>357</b>	<b>119</b>	<b>211</b>	<b>27</b>	<b>94</b>	<b>227</b>	<b>41.4</b>	<b>5</b>	<b>11</b>	<b>45.5</b>
	<b>Totals</b>	<b>5123</b>	<b>1523</b>	<b>3087</b>	<b>513</b>	<b>1353</b>	<b>3483</b>	<b>38.8</b>	<b>105</b>	<b>237</b>	<b>44.3</b>

WEEK 17 / THROUGH SUNDAY, DECEMBER 28, 2014

**NFC / OFFENSE/TEAMS: FIRST DOWNS, THIRD DOWNS, FOURTH DOWNS**

Rank	Team	FIRST DOWNS				THIRD DOWNS			FOURTH DOWNS		
		Total	Rush	Pass	Pen	Made	Att	Pct	Made	Att	Pct
1)	New Orleans	395	101	258	36	98	203	48.3	8	15	53.3
2t)	Green Bay	356	104	222	30	93	197	47.2	4	10	40.0
2t)	Philadelphia	356	109	218	29	103	237	43.5	7	11	63.6
4)	Carolina	347	117	199	31	93	222	41.9	6	10	60.0
5)	Dallas	342	106	205	31	95	201	47.3	3	6	50.0
6)	New York Giants	336	83	218	35	101	235	43.0	5	16	31.3
7)	Atlanta	330	75	233	22	93	210	44.3	8	16	50.0
8)	Seattle	328	144	160	24	90	212	42.5	3	11	27.3
9)	Chicago	322	91	194	37	78	207	37.7	13	28	46.4
10)	Washington	318	88	186	44	62	197	31.5	4	16	25.0
11)	Detroit	310	72	210	28	86	223	38.6	10	20	50.0
12)	San Francisco	303	104	165	34	86	213	40.4	10	18	55.6
13)	Arizona	302	67	191	44	90	224	40.2	3	4	75.0
14t)	Minnesota	288	90	171	27	82	211	38.9	6	12	50.0
14t)	St. Louis	288	79	189	20	68	192	35.4	4	10	40.0
16)	Tampa Bay	263	72	162	29	76	203	37.4	4	12	33.3
	<b>Totals</b>	<b>5184</b>	<b>1502</b>	<b>3181</b>	<b>501</b>	<b>1394</b>	<b>3387</b>	<b>41.2</b>	<b>98</b>	<b>215</b>	<b>45.6</b>

**NFC / DEFENSE/OPPONENTS: FIRST DOWNS, THIRD DOWNS, FOURTH DOWNS**

Rank	Team	FIRST DOWNS				THIRD DOWNS			FOURTH DOWNS		
		Total	Rush	Pass	Pen	Made	Att	Pct	Made	Att	Pct
1)	Seattle	277	70	175	32	75	202	37.1	8	14	57.1
2)	Arizona	300	77	195	28	81	215	37.7	5	13	38.5
3)	St. Louis	301	83	189	29	82	213	38.5	0	10	0.0
4)	Washington	307	77	195	35	89	207	43.0	5	9	55.6
5)	San Francisco	308	83	188	37	88	203	43.3	7	14	50.0
6)	Carolina	309	91	193	25	89	210	42.4	5	11	45.5
7)	Detroit	310	59	209	42	77	207	37.2	6	15	40.0
8)	Dallas	315	86	195	34	89	204	43.6	10	20	50.0
9)	Minnesota	321	100	189	32	90	217	41.5	9	14	64.3
10)	Chicago	325	78	227	20	85	201	42.3	12	19	63.2
11)	New York Giants	326	112	187	27	72	200	36.0	4	10	40.0
12)	Philadelphia	338	88	211	39	88	232	37.9	3	12	25.0
13)	Green Bay	339	116	196	27	83	206	40.3	15	28	53.6
14)	New Orleans	345	111	205	29	99	215	46.0	4	8	50.0
15)	Tampa Bay	353	103	223	27	93	213	43.7	5	9	55.6
16)	Atlanta	358	108	224	26	95	203	46.8	4	8	50.0
	<b>Totals</b>	<b>5132</b>	<b>1442</b>	<b>3201</b>	<b>489</b>	<b>1375</b>	<b>3348</b>	<b>41.1</b>	<b>102</b>	<b>214</b>	<b>47.7</b>

## WEEK 17 / THROUGH SUNDAY, DECEMBER 28, 2014

## NFL / OFFENSE/TEAMS: FIRST DOWNS, THIRD DOWNS, FOURTH DOWNS

Rank	Team	FIRST DOWNS				THIRD DOWNS			FOURTH DOWNS		
		Total	Rush	Pass	Pen	Made	Att	Pct	Made	Att	Pct
1)	New Orleans	395	101	258	36	98	203	48.3	8	15	53.3
2)	Pittsburgh	379	98	243	38	93	208	44.7	5	10	50.0
3)	Indianapolis	371	80	251	40	89	217	41.0	6	15	40.0
4t)	Miami	361	99	226	36	80	200	40.0	7	19	36.8
4t)	New England	361	96	228	37	98	221	44.3	7	13	53.8
6)	Denver	360	98	227	35	94	213	44.1	6	13	46.2
7t)	Green Bay	356	104	222	30	93	197	47.2	4	10	40.0
7t)	Philadelphia	356	109	218	29	103	237	43.5	7	11	63.6
9)	Carolina	347	117	199	31	93	222	41.9	6	10	60.0
10)	Baltimore	345	113	194	38	84	205	41.0	9	18	50.0
11)	Dallas	342	106	205	31	95	201	47.3	3	6	50.0
12)	New York Giants	336	83	218	35	101	235	43.0	5	16	31.3
13)	Atlanta	330	75	233	22	93	210	44.3	8	16	50.0
14)	Seattle	328	144	160	24	90	212	42.5	3	11	27.3
15)	San Diego	326	75	214	37	97	215	45.1	5	11	45.5
16)	Chicago	322	91	194	37	78	207	37.7	13	28	46.4
17)	Washington	318	88	186	44	62	197	31.5	4	16	25.0
18t)	Cincinnati	313	122	164	27	84	211	39.8	7	13	53.8
18t)	Houston	313	108	171	34	91	235	38.7	10	17	58.8
20)	Detroit	310	72	210	28	86	223	38.6	10	20	50.0
21)	Kansas City	309	92	184	33	80	201	39.8	5	12	41.7
22)	San Francisco	303	104	165	34	86	213	40.4	10	18	55.6
23)	Arizona	302	67	191	44	90	224	40.2	3	4	75.0
24)	Cleveland	294	88	179	27	61	207	29.5	5	14	35.7
25)	New York Jets	289	112	154	23	91	234	38.9	9	16	56.3
26t)	Minnesota	288	90	171	27	82	211	38.9	6	12	50.0
26t)	St. Louis	288	79	189	20	68	192	35.4	4	10	40.0
28)	Buffalo	273	65	186	22	84	229	36.7	6	14	42.9
29)	Jacksonville	271	86	154	31	69	216	31.9	7	19	36.8
30)	Tampa Bay	263	72	162	29	76	203	37.4	4	12	33.3
31)	<b>Tennessee</b>	<b>258</b>	<b>75</b>	<b>159</b>	<b>24</b>	<b>59</b>	<b>196</b>	<b>30.1</b>	<b>6</b>	<b>17</b>	<b>35.3</b>
32)	Oakland	248	56	173	19	80	236	33.9	9	15	60.0
	<b>Totals</b>	<b>10255</b>	<b>2965</b>	<b>6288</b>	<b>1002</b>	<b>2728</b>	<b>6831</b>	<b>39.9</b>	<b>207</b>	<b>451</b>	<b>45.9</b>

## NFL / DEFENSE/OPPONENTS: FIRST DOWNS, THIRD DOWNS, FOURTH DOWNS

Rank	Team	FIRST DOWNS				THIRD DOWNS			FOURTH DOWNS		
		Total	Rush	Pass	Pen	Made	Att	Pct	Made	Att	Pct
1)	Seattle	277	70	175	32	75	202	37.1	8	14	57.1
2t)	New York Jets	300	74	194	32	99	219	45.2	0	4	0.0
2t)	Arizona	300	77	195	28	81	215	37.7	5	13	38.5
4)	St. Louis	301	83	189	29	82	213	38.5	0	10	0.0
5)	Buffalo	302	89	171	42	73	220	33.2	5	11	45.5
6t)	San Diego	307	98	168	41	89	207	43.0	2	10	20.0
6t)	Washington	307	77	195	35	89	207	43.0	5	9	55.6
8)	San Francisco	308	83	188	37	88	203	43.3	7	14	50.0
9t)	Indianapolis	309	103	175	31	67	201	33.3	4	17	23.5
9t)	Miami	309	99	194	16	98	223	43.9	13	22	59.1
9t)	Carolina	309	91	193	25	89	210	42.4	5	11	45.5
12t)	Kansas City	310	108	184	18	79	216	36.6	8	21	38.1
12t)	Detroit	310	59	209	42	77	207	37.2	6	15	40.0
14t)	Baltimore	311	75	205	31	89	221	40.3	5	14	35.7
14t)	Denver	311	60	219	32	81	222	36.5	10	17	58.8
16)	Pittsburgh	314	88	193	33	71	189	37.6	10	14	71.4
17)	Dallas	315	86	195	34	89	204	43.6	10	20	50.0
18)	Oakland	320	95	190	35	85	221	38.5	4	9	44.4
19)	Minnesota	321	100	189	32	90	217	41.5	9	14	64.3
20)	Chicago	325	78	227	20	85	201	42.3	12	19	63.2
21)	New York Giants	326	112	187	27	72	200	36.0	4	10	40.0
22t)	Houston	329	89	206	34	74	218	33.9	6	17	35.3
22t)	New England	329	88	196	45	84	209	40.2	8	23	34.8
24)	Jacksonville	330	107	200	23	101	236	42.8	4	10	40.0
25)	Cincinnati	337	105	197	35	79	215	36.7	10	19	52.6
26)	Philadelphia	338	88	211	39	88	232	37.9	3	12	25.0
27)	Green Bay	339	116	196	27	83	206	40.3	15	28	53.6
28)	New Orleans	345	111	205	29	99	215	46.0	4	8	50.0
29)	Cleveland	348	126	184	38	90	239	37.7	11	18	61.1
30)	Tampa Bay	353	103	223	27	93	213	43.7	5	9	55.6
31)	<b>Tennessee</b>	<b>357</b>	<b>119</b>	<b>211</b>	<b>27</b>	<b>94</b>	<b>227</b>	<b>41.4</b>	<b>5</b>	<b>11</b>	<b>45.5</b>
32)	Atlanta	358	108	224	26	95	203	46.8	4	8	50.0
	<b>Totals</b>	<b>10255</b>	<b>2965</b>	<b>6288</b>	<b>1002</b>	<b>2728</b>	<b>6831</b>	<b>39.9</b>	<b>207</b>	<b>451</b>	<b>45.9</b>



## AFC / FIRST-DOWN PLAYS BY TEAMS

Rank	Team	Yds/Play	Plays	Yards
1)	Pittsburgh	6.42	499	3206
2)	Baltimore	6.05	467	2826
3)	<b>Tennessee</b>	<b>5.77</b>	<b>408</b>	<b>2354</b>
4)	Denver	5.76	487	2805
5)	Miami	5.75	485	2791
6)	Cincinnati	5.70	457	2606
7)	Indianapolis	5.50	506	2782
8)	New England	5.44	488	2653
9)	Kansas City	5.41	434	2348
10)	Cleveland	5.03	449	2257
11)	San Diego	4.92	447	2201
12)	New York Jets	4.75	444	2110
13)	Houston	4.73	456	2158
14)	Buffalo	4.63	434	2010
15)	Jacksonville	4.57	428	1955
16)	Oakland	4.21	411	1731
	<b>TOTAL</b>	<b>5.31</b>	<b>7300</b>	<b>38793</b>

## AFC / FIRST-DOWN PLAYS BY OPPONENTS

Rank	Team	Yds/Play	Plays	Yards
1)	Denver	4.66	458	2132
2)	Baltimore	5.05	450	2271
3)	Miami	5.07	444	2251
4)	Buffalo	5.14	458	2354
5)	Cincinnati	5.23	474	2479
6)	New York Jets	5.26	428	2252
7)	<b>Tennessee</b>	<b>5.36</b>	<b>491</b>	<b>2633</b>
8)	Indianapolis	5.39	456	2460
9)	San Diego	5.41	439	2377
10)	Oakland	5.46	460	2510
11)	New England	5.55	462	2564
12)	Kansas City	5.62	451	2534
13)	Cleveland	5.66	496	2809
14)	Jacksonville	5.71	475	2714
15)	Houston	5.73	484	2772
16)	Pittsburgh	5.96	430	2561
	<b>TOTAL</b>	<b>5.39</b>	<b>7356</b>	<b>39673</b>

## NFC / FIRST-DOWN PLAYS BY TEAMS

Rank	Team	Yds/Play	Plays	Yards
1)	Dallas	6.09	461	2808
2)	Washington	6.03	464	2797
3)	Green Bay	6.03	466	2808
4)	Seattle	5.78	455	2629
5)	Philadelphia	5.65	502	2834
6)	Carolina	5.61	477	2674
7)	Atlanta	5.59	457	2554
8)	New Orleans	5.55	511	2835
9)	Chicago	5.39	445	2397
10)	St. Louis	5.25	440	2310
11)	Arizona	5.21	437	2278
12)	Minnesota	5.17	427	2209
13)	New York Giants	4.90	470	2302
14)	Detroit	4.78	451	2158
15)	San Francisco	4.43	438	1941
16)	Tampa Bay	4.42	401	1773
	<b>TOTAL</b>	<b>5.38</b>	<b>7302</b>	<b>39307</b>

## NFC / FIRST-DOWN PLAYS BY OPPONENTS

Rank	Team	Yds/Play	Plays	Yards
1)	Seattle	4.65	408	1898
2)	Detroit	4.96	446	2210
3)	Washington	4.96	426	2113
4)	San Francisco	4.98	435	2165
5)	Carolina	5.04	437	2203
6)	Arizona	5.18	441	2284
7)	Minnesota	5.20	454	2359
8)	Philadelphia	5.22	494	2580
9)	St. Louis	5.23	448	2344
10)	Green Bay	5.24	468	2454
11)	Tampa Bay	5.27	489	2577
12)	Chicago	5.61	454	2546
13)	Dallas	5.68	440	2497
14)	New York Giants	5.75	469	2699
15)	Atlanta	5.78	477	2756
16)	New Orleans	5.96	460	2742
	<b>TOTAL</b>	<b>5.30</b>	<b>7246</b>	<b>38427</b>

## NFL / FIRST-DOWN PLAYS BY TEAMS

Rank	Team	Yds/Play	Plays	Yards
1)	Pittsburgh	6.42	499	3206
2)	Dallas	6.09	461	2808
3)	Baltimore	6.05	467	2826
4)	Washington	6.03	464	2797
5)	Green Bay	6.03	466	2808
6)	Seattle	5.78	455	2629
7)	<b>Tennessee</b>	<b>5.77</b>	<b>408</b>	<b>2354</b>
8)	Denver	5.76	487	2805
9)	Miami	5.75	485	2791
10)	Cincinnati	5.70	457	2606
11)	Philadelphia	5.65	502	2834
12)	Carolina	5.61	477	2674
13)	Atlanta	5.59	457	2554
14)	New Orleans	5.55	511	2835
15)	Indianapolis	5.50	506	2782
16)	New England	5.44	488	2653
17)	Kansas City	5.41	434	2348
18)	Chicago	5.39	445	2397
19)	St. Louis	5.25	440	2310
20)	Arizona	5.21	437	2278
21)	Minnesota	5.17	427	2209
22)	Cleveland	5.03	449	2257
23)	San Diego	4.92	447	2201
24)	New York Giants	4.90	470	2302
25)	Detroit	4.78	451	2158
26)	New York Jets	4.75	444	2110
27)	Houston	4.73	456	2158
28)	Buffalo	4.63	434	2010
29)	Jacksonville	4.57	428	1955
30)	San Francisco	4.43	438	1941
31)	Tampa Bay	4.42	401	1773
32)	Oakland	4.21	411	1731
	<b>TOTAL</b>	<b>5.35</b>	<b>14602</b>	<b>78100</b>

## NFL / FIRST-DOWN PLAYS BY OPPONENTS

Rank	Team	Yds/Play	Plays	Yards
1)	Seattle	4.65	408	1898
2)	Denver	4.66	458	2132
3)	Detroit	4.96	446	2210
4)	Washington	4.96	426	2113
5)	San Francisco	4.98	435	2165
6)	Carolina	5.04	437	2203
7)	Baltimore	5.05	450	2271
8)	Miami	5.07	444	2251
9)	Buffalo	5.14	458	2354
10)	Arizona	5.18	441	2284
11)	Minnesota	5.20	454	2359
12)	Philadelphia	5.22	494	2580
13)	Cincinnati	5.23	474	2479
14)	St. Louis	5.23	448	2344
15)	Green Bay	5.24	468	2454
16)	New York Jets	5.26	428	2252
17)	Tampa Bay	5.27	489	2577
18)	<b>Tennessee</b>	<b>5.36</b>	<b>491</b>	<b>2633</b>
19)	Indianapolis	5.39	456	2460
20)	San Diego	5.41	439	2377
21)	Oakland	5.46	460	2510
22)	New England	5.55	462	2564
23)	Chicago	5.61	454	2546
24)	Kansas City	5.62	451	2534
25)	Cleveland	5.66	496	2809
26)	Dallas	5.68	440	2497
27)	Jacksonville	5.71	475	2714
28)	Houston	5.73	484	2772
29)	New York Giants	5.75	469	2699
30)	Atlanta	5.78	477	2756
31)	Pittsburgh	5.96	430	2561
32)	New Orleans	5.96	460	2742
	<b>TOTAL</b>	<b>5.35</b>	<b>14602</b>	<b>78100</b>

**WEEK 17 / THROUGH SUNDAY, DECEMBER 28, 2014**

**AFC / KICKOFFS (Receiving Team)**

Rank	Team	TotKO	AdjKO	TB	TB%	EZ	EZ%	OB	I20	Avg.Start
1)	Kansas City	70	68	18	26.5	52	74.3	0	15	25.9
2)	Cincinnati	83	80	35	43.8	64	77.1	1	11	24.7
3)	Baltimore	77	74	37	50.0	65	84.4	0	12	24.1
4)	New York Jets	86	84	25	29.8	62	72.1	1	22	24.1
5)	Denver	80	76	44	57.9	56	70.0	0	7	23.3
6)	Miami	87	83	41	49.4	67	77.0	2	12	23.2
7)	Indianapolis	75	74	36	48.6	67	89.3	0	7	22.9
8)	Buffalo	73	72	39	54.2	55	75.3	0	10	22.5
<b>9)</b>	<b>Tennessee</b>	<b>97</b>	<b>93</b>	<b>47</b>	<b>50.5</b>	<b>74</b>	<b>76.3</b>	<b>0</b>	<b>15</b>	<b>22.4</b>
10)	Jacksonville	93	93	49	52.7	79	84.9	0	12	21.9
11)	New England	76	74	42	56.8	58	76.3	1	12	21.8
12)	San Diego	82	81	55	67.9	73	89.0	0	11	20.7
13)	Pittsburgh	86	83	48	57.8	75	87.2	0	18	20.2
14)	Houston	71	67	47	70.1	62	87.3	0	9	19.9
15)	Oakland	97	94	48	51.1	78	80.4	0	24	19.6
16)	Cleveland	78	75	40	53.3	67	85.9	1	19	19.6
	<b>Totals</b>	<b>1311</b>	<b>1271</b>	<b>651</b>	<b>51.21054</b>	<b>82.9</b>		<b>6</b>	<b>216</b>	<b>22.3</b>

**AFC / KICKOFFS (Kicking Team)**

Rank	Team	TotKO	AdjKO	TB	TB%	EZ	EZ%	OB	I20	Avg.Start
1)	Baltimore	88	86	60	69.8	81	92.0	0	14	20.1
2)	Cleveland	71	70	40	57.1	65	91.5	0	16	20.2
3)	Indianapolis	99	96	70	72.9	91	91.9	0	16	20.4
4)	Buffalo	85	81	49	60.5	68	80.0	1	15	20.7
5)	Jacksonville	65	60	37	61.7	54	83.1	1	9	21.2
6)	Houston	87	85	40	47.1	73	83.9	0	15	21.5
7)	Cincinnati	81	79	37	46.8	74	91.4	0	16	21.7
8)	New York Jets	74	71	21	29.6	51	68.9	0	20	21.8
9)	New England	99	98	53	54.1	76	76.8	1	15	21.8
10)	Denver	99	99	64	64.6	86	86.9	0	11	22.1
11)	Pittsburgh	89	86	32	37.2	62	69.7	1	14	23.0
12)	Kansas City	81	79	26	32.9	55	67.9	0	20	23.5
13)	Oakland	61	55	34	61.8	51	83.6	1	4	23.5
<b>14)</b>	<b>Tennessee</b>	<b>65</b>	<b>61</b>	<b>31</b>	<b>50.8</b>	<b>51</b>	<b>78.5</b>	<b>0</b>	<b>8</b>	<b>23.7</b>
15)	Miami	85	84	37	44.0	70	82.4	1	15	24.0
16)	San Diego	78	75	10	13.3	44	56.4	1	17	24.7
	<b>Totals</b>	<b>1307</b>	<b>1265</b>	<b>641</b>	<b>50.71052</b>	<b>83.2</b>		<b>7</b>	<b>225</b>	<b>22.0</b>

Note: Average team drive start DOES NOT include onside kicks or kickoffs at the end of a half unless either kickoff is returned for a touchdown. All other kickoffs (returned kickoffs, fair catches, touchback and kickoffs out of bounds) are included. Kickoffs resulting in the kicking team retaining possession are not included.

ADJ KO: Adjusted kickoffs are used to compute the Avg. Team Drive Start.

I20: The number of drives that start inside (not including) the 20 yd line.

WEEK 17 / THROUGH SUNDAY, DECEMBER 28, 2014

**NFC / KICKOFFS (Receiving Team)**

Rank	Team	TotKO	AdjKO	TB	TB%	EZ	EZ%	OB	I20	Avg.Start
1)	Minnesota	78	76	23	30.3	53	67.9	1	11	25.1
2)	Philadelphia	86	82	51	62.2	67	77.9	0	8	23.3
3)	Seattle	65	63	24	38.1	51	78.5	1	17	22.2
4)	St. Louis	81	78	36	46.2	67	82.7	0	12	21.9
5)	Chicago	98	97	43	44.3	78	79.6	0	28	21.9
6)	Carolina	81	76	43	56.6	65	80.2	0	11	21.8
7)	Atlanta	90	88	39	44.3	75	83.3	0	19	21.8
8)	San Francisco	76	73	28	38.4	61	80.3	0	14	21.5
9)	New York Giants	88	84	42	50.0	76	86.4	1	16	21.5
10)	New Orleans	92	86	66	76.7	80	87.0	2	6	21.4
11)	Washington	90	86	50	58.1	76	84.4	1	15	21.4
12)	Green Bay	74	70	40	57.1	54	73.0	2	13	21.2
13)	Dallas	75	71	38	53.5	62	82.7	0	10	21.0
14)	Tampa Bay	85	84	49	58.3	74	87.1	0	18	20.9
15)	Detroit	65	63	40	63.5	59	90.8	0	11	20.7
16)	Arizona	72	69	48	69.6	64	88.9	0	16	19.0
<b>Totals</b>		<b>1296</b>	<b>1246</b>	<b>660</b>	<b>53.01062</b>	<b>85.2</b>		<b>8</b>	<b>225</b>	<b>21.7</b>

**NFC / KICKOFFS (Kicking Team)**

Rank	Team	TotKO	AdjKO	TB	TB%	EZ	EZ%	OB	I20	Avg.Start
1)	Arizona	76	74	38	51.4	73	96.1	0	11	20.6
2)	Dallas	99	94	52	55.3	80	80.8	0	17	20.7
3)	San Francisco	73	71	32	45.1	55	75.3	0	13	20.7
4)	New York Giants	82	78	46	59.0	62	75.6	1	11	20.9
5)	Philadelphia	98	97	46	47.4	84	85.7	0	19	21.1
6)	New Orleans	81	77	40	51.9	73	90.1	0	16	21.3
7)	Seattle	89	87	46	52.9	81	91.0	0	20	21.3
8)	St. Louis	75	73	38	52.1	64	85.3	1	17	21.5
9)	Minnesota	77	74	48	64.9	61	79.2	1	12	21.6
10)	Carolina	79	78	61	78.2	76	96.2	0	7	21.8
11)	Detroit	75	73	53	72.6	68	90.7	1	11	21.8
12)	Chicago	68	62	25	40.3	42	61.8	1	15	22.4
13)	Tampa Bay	69	65	31	47.7	53	76.8	0	9	22.8
14)	Atlanta	83	79	46	58.2	67	80.7	0	14	23.1
15)	Green Bay	104	101	41	40.6	77	74.0	2	16	24.1
16)	Washington	72	69	27	39.1	48	66.7	0	8	24.7
<b>Totals</b>		<b>1300</b>	<b>1252</b>	<b>670</b>	<b>53.51064</b>	<b>85.0</b>		<b>7</b>	<b>216</b>	<b>21.9</b>

Note: Average team drive start DOES NOT include onside kicks or kickoffs at the end of a half unless either kickoff is returned for a touchdown. All other kickoffs (returned kickoffs, fair catches, touchback and kickoffs out of bounds) are included. Kickoffs resulting in the kicking team retaining possession are not included.

ADJ KO: Adjusted kickoffs are used to compute the Avg. Team Drive Start.

I20: The number of drives that start inside (not including) the 20 yd line.

**WEEK 17 / THROUGH SUNDAY, DECEMBER 28, 2014**

**NFL / KICKOFFS (Receiving Team)**

Rank	Team	TotKO	AdjKO	TB	TB%	EZ	EZ%	OB	I20	Avg.Start
1)	Kansas City	70	68	18	26.5	52	74.3	0	15	25.9
2)	Minnesota	78	76	23	30.3	53	67.9	1	11	25.1
3)	Cincinnati	83	80	35	43.8	64	77.1	1	11	24.7
4)	Baltimore	77	74	37	50.0	65	84.4	0	12	24.1
5)	New York Jets	86	84	25	29.8	62	72.1	1	22	24.1
6)	Philadelphia	86	82	51	62.2	67	77.9	0	8	23.3
7)	Denver	80	76	44	57.9	56	70.0	0	7	23.3
8)	Miami	87	83	41	49.4	67	77.0	2	12	23.2
9)	Indianapolis	75	74	36	48.6	67	89.3	0	7	22.9
10)	Buffalo	73	72	39	54.2	55	75.3	0	10	22.5
<b>11)</b>	<b>Tennessee</b>	<b>97</b>	<b>93</b>	<b>47</b>	<b>50.5</b>	<b>74</b>	<b>76.3</b>	<b>0</b>	<b>15</b>	<b>22.4</b>
12)	Seattle	65	63	24	38.1	51	78.5	1	17	22.2
13)	St. Louis	81	78	36	46.2	67	82.7	0	12	21.9
14)	Jacksonville	93	93	49	52.7	79	84.9	0	12	21.9
15)	Chicago	98	97	43	44.3	78	79.6	0	28	21.9
16)	Carolina	81	76	43	56.6	65	80.2	0	11	21.8
17)	New England	76	74	42	56.8	58	76.3	1	12	21.8
18)	Atlanta	90	88	39	44.3	75	83.3	0	19	21.8
19)	San Francisco	76	73	28	38.4	61	80.3	0	14	21.5
20)	New York Giants	88	84	42	50.0	76	86.4	1	16	21.5
21)	New Orleans	92	86	66	76.7	80	87.0	2	6	21.4
22)	Washington	90	86	50	58.1	76	84.4	1	15	21.4
23)	Green Bay	74	70	40	57.1	54	73.0	2	13	21.2
24)	Dallas	75	71	38	53.5	62	82.7	0	10	21.0
25)	Tampa Bay	85	84	49	58.3	74	87.1	0	18	20.9
26)	Detroit	65	63	40	63.5	59	90.8	0	11	20.7
27)	San Diego	82	81	55	67.9	73	89.0	0	11	20.7
28)	Pittsburgh	86	83	48	57.8	75	87.2	0	18	20.2
29)	Houston	71	67	47	70.1	62	87.3	0	9	19.9
30)	Oakland	97	94	48	51.1	78	80.4	0	24	19.6
31)	Cleveland	78	75	40	53.3	67	85.9	1	19	19.6
32)	Arizona	72	69	48	69.6	64	88.9	0	16	19.0
<b>Totals</b>		<b>2607</b>	<b>2517</b>	<b>1311</b>	<b>52.12</b>	<b>116</b>	<b>84.1</b>	<b>14</b>	<b>441</b>	<b>22.0</b>

**NFL / KICKOFFS (Kicking Team)**

Rank	Team	TotKO	AdjKO	TB	TB%	EZ	EZ%	OB	I20	Avg.Start
1)	Baltimore	88	86	60	69.8	81	92.0	0	14	20.1
2)	Cleveland	71	70	40	57.1	65	91.5	0	16	20.2
3)	Indianapolis	99	96	70	72.9	91	91.9	0	16	20.4
4)	Arizona	76	74	38	51.4	73	96.1	0	11	20.6
5)	Buffalo	85	81	49	60.5	68	80.0	1	15	20.7
6)	Dallas	99	94	52	55.3	80	80.8	0	17	20.7
7)	San Francisco	73	71	32	45.1	55	75.3	0	13	20.7
8)	New York Giants	82	78	46	59.0	62	75.6	1	11	20.9
9)	Philadelphia	98	97	46	47.4	84	85.7	0	19	21.1
10)	Jacksonville	65	60	37	61.7	54	83.1	1	9	21.2
11)	New Orleans	81	77	40	51.9	73	90.1	0	16	21.3
12)	Seattle	89	87	46	52.9	81	91.0	0	20	21.3
13)	Houston	87	85	40	47.1	73	83.9	0	15	21.5
14)	St. Louis	75	73	38	52.1	64	85.3	1	17	21.5
15)	Minnesota	77	74	48	64.9	61	79.2	1	12	21.6
16)	Cincinnati	81	79	37	46.8	74	91.4	0	16	21.7
17)	New York Jets	74	71	21	29.6	51	68.9	0	20	21.8
18)	Carolina	79	78	61	78.2	76	96.2	0	7	21.8
19)	New England	99	98	53	54.1	76	76.8	1	15	21.8
20)	Detroit	75	73	53	72.6	68	90.7	1	11	21.8
21)	Denver	99	99	64	64.6	86	86.9	0	11	22.1
22)	Chicago	68	62	25	40.3	42	61.8	1	15	22.4
23)	Tampa Bay	69	65	31	47.7	53	76.8	0	9	22.8
24)	Pittsburgh	89	86	32	37.2	62	69.7	1	14	23.0
25)	Atlanta	83	79	46	58.2	67	80.7	0	14	23.1
26)	Kansas City	81	79	26	32.9	55	67.9	0	20	23.5
27)	Oakland	61	55	34	61.8	51	83.6	1	4	23.5
<b>28)</b>	<b>Tennessee</b>	<b>65</b>	<b>61</b>	<b>31</b>	<b>50.8</b>	<b>51</b>	<b>78.5</b>	<b>0</b>	<b>8</b>	<b>23.7</b>
29)	Miami	85	84	37	44.0	70	82.4	1	15	24.0
30)	Green Bay	104	101	41	40.6	77	74.0	2	16	24.1
31)	San Diego	78	75	10	13.3	44	56.4	1	17	24.7
32)	Washington	72	69	27	39.1	48	66.7	0	8	24.7
<b>Totals</b>		<b>2607</b>	<b>2517</b>	<b>1311</b>	<b>52.12</b>	<b>116</b>	<b>84.1</b>	<b>14</b>	<b>441</b>	<b>22.0</b>

Note: Average team drive start DOES NOT include onside kicks or kickoffs at the end of a half unless either kickoff is returned for a touchdown. All other kickoffs (returned kickoffs, fair catches, touchback and kickoffs out of bounds) are included. Kickoffs resulting in the kicking team retaining possession are not included.

ADJ KO: Adjusted kickoffs are used to compute the Avg. Team Drive Start.

I20: The number of drives that start inside (not including) the 20 yd line.

WEEK 17 / THROUGH SUNDAY, DECEMBER 28, 2014

TEAM RANKINGS

American Football Conference

Offense

Defense

	Total	Rush	Pass	Total	Rush	Pass
Balt.	5	4	6	5	2	15
Buff.	13	13	8	2	7	2
Cin.	7	3	10	13	9	12
Cleve.	11	9	9	14	16	5
Denver	3	7	3	1	1	6
Hou.	8	2	12	10	6	13
Ind.	2	12	*1	7	8	7
Jax	15	11	15	15	13	14
K.C.	12	5	14	4	14	1
Miami	6	6	7	8	11	4
N.E.	4	10	4	9	5	11
Jets	10	1	16	3	3	8
Oak.	16	16	13	12	10	10
Pitt.	1	8	2	11	4	16
S.D.	9	15	5	6	12	3
<b>Tenn.</b>	<b>14</b>	<b>14</b>	<b>11</b>	<b>16</b>	<b>15</b>	<b>9</b>

National Football Conference

Offense

Defense

	Total	Rush	Pass	Total	Rush	Pass
Ariz.	13	16	8	10	6	13
Atl.	5	12	2	16	12	16
Car.	9	4	11	4	9	5
Chi.	12	13	9	14	10	14
Dallas	4	2	10	8	4	11
Det.	10	14	7	2	*1	6
G.B.	3	6	5	6	13	4
Minn.	14	8	15	5	14	3
N.O.	*1	7	1	15	15	10
Giants	7	11	4	13	16	7
Phil.	2	5	3	12	8	15
St. L.	15	10	12	7	7	8
S.F.	11	3	16	3	3	2
Sea.	6	*1	14	*1	2	*1
T.B.	16	15	13	11	11	12
Wash.	8	9	6	9	5	9

National Football League

Offense

Defense

	Total	Rush	Pass	Total	Rush	Pass
Ariz.	24	31	14	24	13	29
Atl.	8	24	5	32	21	32
Balt.	12	8	13	8	4	24
Buff.	26	25	18	4	11	3
Car.	16	7	19	10	16	11
Chi.	21	27	15	30	17	30
Cin.	15	6	21	22	20	20
Cleve.	23	17	20	23	32	8
Dallas	7	2	16	19	8	26
Denver	4	15	4	3	2	9
Det.	19	28	12	2	*1	13
G.B.	6	11	8	15	23	10
Hou.	17	5	24	16	10	21
Ind.	3	22	*1	11	18	12
Jax	31	21	31	26	27	22
K.C.	25	10	29	7	28	2
Miami	14	12	17	12	24	6
Minn.	27	14	28	14	25	7
N.E.	11	18	9	13	9	17
N.O.	*1	13	3	31	29	25
Giants	10	23	7	29	30	18
Jets	22	3	32	6	5	14
Oak.	32	32	26	21	22	16
Phil.	5	9	6	28	15	31
Pitt.	2	16	2	18	6	27
St. L.	28	20	23	17	14	19
S.D.	18	30	10	9	26	4
S.F.	20	4	30	5	7	5
Sea.	9	*1	27	*1	3	*1
T.B.	30	29	25	25	19	28
<b>Tenn.</b>	<b>29</b>	<b>26</b>	<b>22</b>	<b>27</b>	<b>31</b>	<b>15</b>
Wash.	13	19	11	20	12	23

T = Tied for position

\* = League Leader



## WEEK 17 / THROUGH SUNDAY, DECEMBER 28, 2014

## Team/Offense Rank (Within League)

BAL	BUF	CIN	CLE	DEN	HOU	IND	JAX	KC	MIA	NE	NYJ	OAK	PIT	SD	TEN		ARI	ATL	CAR	CHI	DAL	DET	GB	MIN	NO	NYG	PHI	STL	SF	SEA	TB	WAS
12	26	15	23	4	17	3	31	25	14	11	22	32	2	18	29	TYds/G	24	8	16	21	7	19	6	27	1	10	5	28	20	9	30	13
9	28	12	27	3	24	7	31	17	16	13	30	32	2	14	18	TYds/P	25	8	20	22	4	21	1	26	5	15	11	19	23	6	29	10
8	25	6	17	15	5	22	21	10	12	18	3	32	16	30	26	RYds/G	31	24	7	27	2	28	11	14	13	23	9	20	4	1	29	19
7	26	12	28	20	23	25	6	5	2	22	8	27	16	31	18	RshAvg	32	21	13	19	3	29	10	11	9	30	15	17	4	1	24	14
13	18	21	20	4	24	1	31	29	17	9	32	26	2	10	22	PsYd/G	14	5	19	15	16	12	8	28	3	7	6	23	30	27	25	11
12	24	16	15	3	13	5	32	23	26	17	30	31	2	8	20	PasAvg	18	7	22	25	4	19	1	27	6	9	11	21	28	14	29	10
10	12	29	26	17	20	16	27	2	7	3	21	18	5	25	23	%HdInt	9	15	11	24	14	6	1	31	19	13	30	22	8	4	32	28
2	19	7	15	1	12	4	32	29	22	3	25	5	13	16	26	Sac/PP	9	8	21	18	17	20	14	28	6	10	11	23	31	24	27	30
10	28	18t	24	6	18t	3	29	21	4t	4t	25	32	2	15	31	1D/Gm	23	13	9	16	11	20	7t	26t	1	12	7t	26t	22	14	30	17
14	26	18	32	8	22	13	29	19	17	6	20	28	5	4	31	3D Eff	16	7	12	24	2	23	3	21	1	10	9	27	15	11	25	30
11t	20	8t	27	18	5	22t	25t	21	25t	8t	6	3t	11t	19	28	4D Eff	1	11t	3t	17	11t	11t	22t	11t	10	30	2	22t	7	31	29	32
14	12	7	28	20	31	26	22	4	17	10	30	23	11	16	27	PR Avg	9	1	18	32	13	15	5	6	24	19	3	2	29	25	8	21
1	17	4	28	8	29	3	12	2	6	21	19	23	27	22	16	KR Avg	32	14	24	15	13	10	31	26	7	18	5	11	9	30	20	25
1	29	3	21	22	11	4	5	20	14	13	15	16	28	18	7	GPntAv	31	12	24	27	19	9	30	25	6	17	23	10	8	26	32	2
1	21	5	17	28	20	3	16	8	23	12	13	11	25	26	7	NPntAv	29	6	32	27	14	9	31	19	2	22	18	4	15	24	30	10
8	18	15	27	2	14	6	32	16	11	4	28	31	7	17	30	Pts/Gm	24	12	19	23	5	22	1	20	9	13	3	21	25	10	29	26
15	6	26	28	21	14	1	29	18t	27	2	22	10t	4t	16	10t	FG%	9	4t	20	30	13	32	23	31	10t	3	7t	25	24	17	18t	7t

## Opponent/Defense Rank (Within League)

BAL	BUF	CIN	CLE	DEN	HOU	IND	JAX	KC	MIA	NE	NYJ	OAK	PIT	SD	TEN		ARI	ATL	CAR	CHI	DAL	DET	GB	MIN	NO	NYG	PHI	STL	SF	SEA	TB	WAS
8	4	22	23	3	16	11	26	7	12	13	6	21	18	9	27	TYds/G	24	32	10	30	19	2	15	14	31	29	28	17	5	1	25	20
8	3	15	9	2	6	19	20	5	12	11	13	22	30	21	17	TYds/P	26	32	18	29	25	4	10	14	31	28	16	24	7	1	23	27
4	11	20	32	2	10	18	27	28	24	9	5	22	6	26	31	RYds/G	13	21	16	17	8	1	23	25	29	30	15	14	7	3	19	12
3	14	18	28	4	10	23	12	30	21	9	6	8	25	29	19	RshAvg	26	16	27	22	17	1	20	24	31	32	5	15	11	2	7	13
24	3	20	8	9	21	12	22	2	6	17	14	16	27	4	15	PsYd/G	29	32	11	30	26	13	10	7	25	18	31	19	5	1	28	23
12	2	13	5	1	7	17	21	4	11	16	18	25	29	15	19	PasAvg	23	32	10	31	27	6	8	14	28	24	20	22	9	3	26	30
26	3	5	2	12	7	21	31	32	14	13	30	27	25	29	22	%HdInt	10	11	17	16	8	4	9	19	23	6	24	20	1	15	18	28
7	1	32	27	21	24	9	5	3	13	19	4	30	25	29	14	Sac/PP	26	31	16	17	28	18	12	8	23	2	6	10	20	11	22	15
14t	5	25	29	14t	22t	9t	24	12t	9t	22t	2t	18	16	6t	31	1D/Gm	2t	32	9t	20	17	12t	27	19	28	21	26	4	8	1	30	6t
17	1	7	11	5	3	2	23	6	29	16	30	14	10	24t	19	3D Eff	12	32	22	21	27	9	18	20	31	4	13	15	26	8	28	24t
8	15t	22	29	27	7	4	11t	9	28	6	1t	14	32	3	15t	4D Eff	10	18t	15t	30	18t	11t	23	31	18t	11t	5	1t	18t	26	24t	24t
9	4	10	8	29	31	3	16	6	22	17	23	28	12	26	11	PR Avg	15	21	32	24	20	25	14	5	1	27	13	7	18	30	2	19
14	3	22	9	24	25	10	16	18	28	5	7	32	15	8	30	KR Avg	26	13	31	1	6	29	21	4	27	2	12	20	11	19	17	23
26	7	8	15	25	19	32	31	30	1	13	28	12	20	29	27	GPntAv	22	4	24	3	18	9	6	5	17	23	11	2	21	10	16	14
22	6	2	19	24	28	32	30	14	9	3	31	12	15	27	25	NPntAv	17	8	23	13	11	18	5	10	29	26	4	1	20	16	7	21
6	4	12	9	16t	7	19	26	2	20	8	24	32	18	13t	29t	Pts/Gm	5	27	21	31	15	3	13t	11	28	22t	22t	16t	10	1	25	29t
16	9	10t	21	14	23	7	27	24	2	5	10t	17	30	15	18t	FG%	3	13	6	18t	28	4	25t	8	31	29	12	22	32	25t	1	18t

## BALTIMORE RAVENS / WEEK 17 / THROUGH SUNDAY, DECEMBER 28, 2014

WON 10, LOST 6				* RUSHING				No.	Yds	Avg	Long	TD						
09/07	L 16-23	Cincinnati	70,925	Forsett	235	1266	5.4	52	8									
09/11	W 26- 6	Pittsburgh	71,181	Pierce	93	366	3.9	28	2									
09/21	W 23-21	at Cleveland	67,407	Taliaferro	68	292	4.3	31	4									
09/28	W 38-10	Carolina	71,218	Flacco	39	70	1.8	15	2									
10/05	L 13-20	at Indianapolis	65,258	J. Jones	3	16	5.3	11	0									
10/12	W 48-17	at Tampa Bay	60,041	Toussaint	6	12	2.0	12	0									
10/19	W 29- 7	Atlanta	71,184	Poole LG	1	0	0.0	0	0									
10/26	L 24-27	at Cincinnati	55,711	T. Taylor	4	-3	-.8	0	0									
11/02	L 23-43	at Pittsburgh	63,971	TEAM	448	2019	4.5	52	16									
11/09	W 21- 7	Tennessee	70,914	OPPONENTS	390	1412	3.6	67	8									
11/24	W 34-27	at New Orleans	73,373	* RECEIVING	No.	Yds	Avg	Long	TD									
11/30	L 33-34	San Diego	71,060	S. Smith	79	1065	13.5	80t	6									
12/07	W 28-13	at Miami	70,244	T. Smith	49	767	15.7	53	11									
12/14	W 20-12	Jacksonville	70,801	Daniels	48	527	11.0	39	4									
12/21	L 13-25	at Houston	71,771	Forsett	44	263	6.0	26	0									
12/28	W 20-10	Cleveland	71,070	Aiken	24	267	11.1	24	3									
		Balt.	Opp.	M. Brown	24	255	10.6	22	0									
TOTAL FIRST DOWNS				345	311	Juszczyk	19	182	9.6	33	1							
Rushing				113	75	Pitta	16	125	7.8	24	0							
Passing				194	205	Gillmore	10	121	12.1	22	1							
Penalty				38	31	J. Jones	9	131	14.6	31	0							
3rd Down: Made/Att				84/205	89/221	Taliaferro	8	114	14.3	29	0							
3rd Down Pct.				41.0	40.3	Campanaro	7	102	14.6	19t	1							
4th Down: Made/Att				9/18	5/14	Supernaw LG	3	30	10.0	29	0							
4th Down Pct.				50.0	35.7	Supernaw TM	2	27	13.5	29	0							
POSSESSION AVG.				29:40	30:20	Toussaint	3	27	9.0	15	0							
TOTAL NET YARDS				5838	5391	Pierce	2	13	6.5	7	0							
Avg. Per Game				364.9	336.9	Robinson LG	1	6	6.0	6	0							
Total Plays				1022	1034	TEAM	344	3986	11.6	80t	27							
Avg. Per Play				5.7	5.2	OPPONENTS	382	4341	11.4	77t	22							
NET YARDS RUSHING				2019	1412	* INTERCEPTIONS	No.	Yds	Avg	Long	TD							
Avg. Per Game				126.2	88.3	Cason LG	2	81	40.5	80	0							
Total Rushes				448	390	Mosley	2	23	11.5	18	0							
NET YARDS PASSING				3819	3979	Ngata	2	16	8.0	13	0							
Avg. Per Game				238.7	248.7	Hill	1	44	44.0	44t	1							
Sacked/Yards Lost				19/167	49/362	J. Smith	1	31	31.0	31	0							
Gross Yards				3986	4341	Gorrer LG	1	15	15.0	15	0							
Att./Completions				555/344	595/382	Gorrer TM	1	15	15.0	15	0							
Completion Pct.				62.0	64.2	Miles	1	6	6.0	6	0							
Had Intercepted				12	11	D. Smith	1	0	0.0	0	0							
PUNTS/AVERAGE				60/47.4	76/45.9	Stewart	1	0	0.0	0	0							
NET PUNTING AVG.				60/43.3	76/40.5	Webb	1	0	0.0	0	0							
PENALTIES/YARDS				111/870	110/1007	TEAM	11	135	12.3	44t	1							
FUMBLES/BALL LOST				16/8	22/11	OPPONENTS	12	149	12.4	30	0							
TOUCHDOWNS				46	30	* PUNTING	No.	Yds	Avg	Net	TB	In	Lg	B				
Rushing				16	8	Koch	60	2841	47.4	43.3	4	26	73	0				
Passing				27	22	TEAM	60	2841	47.4	43.3	4	26	73	0				
Returns				3	0	OPPONENTS	76	3489	45.9	40.5	6	18	69	1				
* SCORE BY PERIODS				Q1	Q2	Q3	Q4	OT	PTS	* PUNT RETURNS	Ret	FC	Yds	Avg	Long	TD		
TEAM				76	96	91	146	0	409	J. Jones	30	17	275	9.2	45	0		
OPPONENTS				63	79	60	100	0	302	Campanaro	2	1	17	8.5	9	0		
* SCORING				TD-Ru	Pa-Rt	K-PAT	FG	S	PTS	Webb	0	5	0	---	---	0		
Tucker				0	0	0	0	42/42	29/34	0	129	TEAM	32	23	292	9.1	45	0
T. Smith				11	0	11	0		0	66	OPPONENTS	23	14	166	7.2	45	0	
Forsett				8	8	0	0		0	50	* KICKOFF RETURNS	No.	Yds	Avg	Long	TD		
S. Smith				6	0	6	0		0	36	J. Jones	32	978	30.6	108t	1		
Aiken				4	0	3	1		0	24	Juszczyk	2	28	14.0	16	0		
Daniels				4	0	4	0		0	24	Toussaint	2	41	20.5	23	0		
Taliaferro				4	4	0	0		0	24	Gillmore	1	15	15.0	15	0		
Flacco				2	2	0	0		0	12	Taliaferro	1	15	15.0	15	0		
Pierce				2	2	0	0		0	12	TEAM	38	1077	28.3	108t	1		
Campanaro				1	0	1	0		0	6	OPPONENTS	26	601	23.1	36	0		
Gillmore				1	0	1	0		0	6	* FIELD GOALS	1-19	20-29	30-39	40-49	50+		
Hill				1	0	0	1		0	6	Tucker	0/ 0	10/10	11/11	4/ 4	4/9		
J. Jones				1	0	0	1		0	6	TEAM	0/ 0	10/10	11/11	4/ 4	4/9		
Juszczyk				1	0	1	0		0	6	OPPONENTS	0/ 0	7/ 7	13/14	7/10	3/5		
Suggs				0	0	0	0		1	2	Tucker: (55N,38G)(30G,23G,22G,20G)(38G,21G,32G)							
TEAM				46	16	27	3	42/42	29/34	1	409	(57N,30G)(52G,27G)(46G,64B,49G)(38G,38G)(45G,						
OPPONENTS				30	8	22	0	28/28	30/36	0	302	50G,53G)(46G)( ) (31G,55G)(33G,21G,29G,31G)( ) (22G,						
2-Pt Conv: Forsett, TM 1-4, OPP 2-2														54N,54N,33G)( ) (25G,28G)				
SACKS: Dumervil 17, Suggs 12, McPhee 7.5,														OPP: (49G,22G,28G,46G,38G,45B)(25G,43G)(50N,36B)				
Jernigan 4, Mosley 3, Ngata 2, D. Smith 1,														(37G)(38G,34G)(45N,47G)(57N)(32G,33G)( ) ( ) (20G,				
Tyson 1, Walker LG 1, Canty 0.5, Elam 0.5,														34G)(52G,26G)(46G,34G)(53G,45G,53G,42N,45G)(35G,				
B. Williams 0.5, TM 49, OPP 19														25G,30G,20G,39G,33G)(38G)				
FUM/LOST: Flacco 5/0, J. Jones 4/2, Juszczyk														2/2, Forsett 1/0, Gradkowski 1/1, Pierce 1/1, Poole(LG) 1/1, S. Smith				
1/1, Taliaferro 1/1																		
* PASSING				Att	Cmp	Yds	Cmp%	Yds/Att	TD	TD%	Int	Int%	Long	Sack/Lost	Rating			
Flacco				555	344	3986	62.0	7.18	27	4.9	12	2.2	80t	19/ 167	90.9			
TEAM				555	344	3986	62.0	7.18	27	4.9	12	2.2	80t	19/ 167	90.9			
OPPONENTS				595	382	4341	64.2	7.30	22	3.7	11	1.8	77t	49/ 362	90.6			

WON 9, LOST 7										* RUSHING										No. Yds Avg Long TD									
09/07 W 23-20 OT at Chicago										62,425 Jackson										141 525 3.7 38 2									
09/14 W 29-10 Miami										69,954 Dixon										105 432 4.1 47 2									
09/21 L 10-22 San Diego										68,611 Spiller										78 300 3.8 53 0									
09/28 L 17-23 at Houston										71,756 B. Brown										36 126 3.5 14 0									
10/05 W 17-14 at Detroit										62,775 Manuel										16 52 3.3 8 1									
10/12 L 22-37 New England										70,185 Summers										6 17 2.8 4 1									
10/19 W 17-16 Minnesota										68,477 Orton										15 14 0.9 10 1									
10/26 W 43-23 at New York Jets										78,160 Goodwin										3 8 2.7 12 0									
11/09 L 13-17 Kansas City										68,119 Watkins										2 8 4.0 5 0									
11/13 L 9-22 at Miami										71,573 TEAM										402 1482 3.7 53 7									
11/24 W 38- 3 New York Jets										56,044 OPPONENTS										414 1703 4.1 47 10									
11/30 W 26-10 Cleveland										68,576 * RECEIVING										No. Yds Avg Long TD									
12/07 L 17-24 at Denver										76,913 Jackson										66 501 7.6 34 1									
12/14 W 21-13 Green Bay										70,214 Watkins										65 982 15.1 84 6									
12/21 L 24-26 at Oakland										53,436 Woods										65 699 10.8 37 5									
12/28 W 17- 9 at New England										68,756 Chandler										47 497 10.6 37 3									
Buff. Opp.										Hogan										41 426 10.4 31 4									
TOTAL FIRST DOWNS										273 302 Spiller										19 125 6.6 25 1									
Rushing										65 89 B. Brown										16 176 11.0 40 0									
Passing										186 171 Gray LG										9 134 14.9 41 0									
Penalty										22 42 Gray TM										8 118 14.8 41 0									
3rd Down: Made/Att										84/229 73/220 Mi. Williams										8 142 17.8 80t 1									
3rd Down Pct.										36.7 33.2 Dixon										8 49 6.1 10 0									
4th Down: Made/Att										6/14 5/11 Gragg										7 48 6.9 14 1									
4th Down Pct.										42.9 45.5 L. Smith										7 42 6.0 18 1									
POSSESSION AVG.										29:35 30:25 Summers										5 9 1.8 4 0									
TOTAL NET YARDS										5096 4995 Goodwin										1 42 42.0 42 0									
Avg. Per Game										318.5 312.2 TEAM										363 3856 10.6 84 23									
Total Plays										1020 1027 OPPONENTS										337 3600 10.7 56t 16									
Avg. Per Play										5.0 4.9 * INTERCEPTIONS										No. Yds Avg Long TD									
NET YARDS RUSHING										1482 1703 McKelvin										4 10 2.5 9 0									
Avg. Per Game										92.6 106.4 Searcy										3 70 23.3 32 0									
Total Rushes										402 414 Gilmore										3 61 20.3 27 0									
NET YARDS PASSING										3614 3292 Graham										2 75 37.5 45 0									
Avg. Per Game										225.9 205.8 Rambo LG										2 44 22.0 28 0									
Sacked/Yards Lost										39/242 54/308 Rambo TM										2 44 22.0 28 0									
Gross Yards										3856 3600 D. Williams										1 34 34.0 34 0									
Att./Completions										579/363 559/337 A. Williams										1 26 26.0 26 0									
Completion Pct.										62.7 60.3 K. Williams										1 2 2.0 2 0									
Had Intercepted										13 19 Bradham										1 0 0.0 0 0									
PUNTS/AVERAGE										86/42.9 88/43.6 P. Brown										1 0 0.0 0 0									
NET PUNTING AVG.										86/38.7 88/37.3 TEAM										19 322 16.9 45 0									
PENALTIES/YARDS										124/1031 104/849 OPPONENTS										13 172 13.2 80t 2									
FUMBLES/BALL LOST										22/10 20/11 * PUNTING										No. Yds Avg Net TB In Lg B									
TOUCHDOWNS										34 28 Schmidt										86 3692 42.9 38.7 6 31 67 0									
Rushing										7 10 TEAM										86 3692 42.9 38.7 6 31 67 0									
Passing										23 16 OPPONENTS										88 3834 43.6 37.3 10 25 72 2									
Returns										4 2 * PUNT RETURNS										Ret FC Yds Avg Long TD									
* SCORE BY PERIODS										Q1 Q2 Q3 Q4 OT PTS McKelvin										21 8 183 8.7 24 0									
TEAM										65 88 80 107 3 343 Thigpen LG										16 13 220 13.8 75t 1									
OPPONENTS										49 90 75 75 0 289 Thigpen TM										12 5 155 12.9 75t 1									
* SCORING										TD-Ru-Pa-Rt K-PAT FG S PTS Jackson										3 5 5 1.7 5 0									
Carpenter										0 0 0 0 31/32 34/38 0 133 Woods										1 0 11 11.0 11 0									
Watkins										6 0 6 0 0 36 TEAM										37 18 354 9.6 75t 1									
Woods										5 0 5 0 0 32 OPPONENTS										38 20 246 6.5 41 0									
Hogan										4 0 4 0 0 24 * KICKOFF RETURNS										No. Yds Avg Long TD									
Jackson										3 2 1 0 0 20 Thigpen LG										12 285 23.8 49 0									
Chandler										3 0 3 0 0 18 Thigpen TM										6 165 27.5 49 0									
Dixon										2 2 0 0 0 12 Spiller										10 306 30.6 102t 1									
Spiller										2 0 1 1 0 12 Dixon										4 52 13.0 15 0									
Gragg										1 0 1 0 0 6 Goodwin										4 84 21.0 24 0									
Hughes										1 0 0 1 0 6 McKelvin										4 64 16.0 30 0									
Lawson										1 0 0 1 0 6 B. Brown										3 75 25.0 32 0									
Manuel										1 1 0 0 0 6 Easley																			

CINCINNATI BENGALS / WEEK 17 / THROUGH SUNDAY, DECEMBER 28, 2014

WON 10, LOST 5, TIED 1							* RUSHING							No.	Yds	Avg	Long	TD	
09/07	W	23-16	at Baltimore		70,925	Hill	222	1124	5.1	85t	9								
09/14	W	24-10	Atlanta		58,574	Bernard	168	680	4.0	89t	5								
09/21	W	33- 7	Tennessee		56,743	Dalton	60	169	2.8	20t	4								
10/05	L	17-43	at New England		68,756	Sanu	7	51	7.3	26	0								
10/12	T	37-37	OT	Carolina	57,053	Peerman	15	43	2.9	21	0								
10/19	L	0-27	at Indianapolis		66,539	Wright	3	30	10.0	13	0								
10/26	W	27-24	Baltimore		55,711	Burkhead	9	27	3.0	10t	1								
11/02	W	33-23	Jacksonville		60,057	Tate	3	21	7.0	12	0								
11/06	L	3-24	Cleveland		65,871	Green	2	2	1.0	5	0								
11/16	W	27-10	at New Orleans		73,073	Campbell	1	1	1.0	1	0								
11/23	W	22-13	at Houston		71,777	Hewitt	1	0	0.0	0	0								
11/30	W	14-13	at Tampa Bay		56,340	Sanzenbacher	1	-1	-1.0	-1	0								
12/07	L	21-42	Pittsburgh		65,512	TEAM	492	2147	4.4	89t	19								
12/14	W	30- 0	at Cleveland		67,431	OPPONENTS	439	1861	4.2	53	16								
12/22	W	37- 8	Denver		66,107	* RECEIVING	No. Yds Avg Long TD												
12/28	L	17-27	at Pittsburgh		64,697	Green	69	1041	15.1	81t	6								
			Cin.	Opp.		Gresham	62	460	7.4	23	5								
TOTAL FIRST DOWNS					313	337	Sanu	56	790	14.1	76t	5							
Rushing					122	105	Bernard	43	349	8.1	46	2							
Passing					164	197	Hill	27	215	8.0	38	0							
Penalty					27	35	Tate	17	193	11.4	50	1							
3rd Down: Made/Att					84/211	79/215	Hewitt	10	86	8.6	19	0							
3rd Down Pct.					39.8	36.7	Sanzenbacher	9	105	11.7	26	0							
4th Down: Made/Att					7/13	10/19	Burkhead	7	49	7.0	15	0							
4th Down Pct.					53.8	52.6	Little	6	69	11.5	21	0							
POSSESSION AVG.					30:04	29:56	Wright	5	91	18.2	30	0							
TOTAL NET YARDS					5568	5749	Brock	5	21	4.2	10	0							
Avg. Per Game					348.0	359.3	Eifert	3	37	12.3	20	0							
Total Plays					1019	1067	Peerman	3	27	9.0	17	0							
Avg. Per Play					5.5	5.4	Dalton	1	18	18.0	18t	1							
NET YARDS RUSHING					2147	1861	TEAM	323	3551	11.0	81t	20							
Avg. Per Game					134.2	116.3	OPPONENTS	365	4013	11.0	94t	18							
Total Rushes					492	439	* INTERCEPTIONS	No. Yds Avg Long TD											
NET YARDS PASSING					3421	3888	Nelson	4	30	7.5	31	0							
Avg. Per Game					213.8	243.0	Iloka	3	58	19.3	28	0							
Sacked/Yards Lost					23/130	20/125	Kirkpatrick	3	32	10.7	30t	1							
Gross Yards					3551	4013	A. Jones	3	23	7.7	12	0							
Att./Completions					504/323	608/365	Lamur	2	6	3.0	5	0							
Completion Pct.					64.1	60.0	Sanzenbacher	1	6	6.0	6	0							
Had Intercepted					17	20	Mauluga	1	4	4.0	4	0							
PUNTS/AVERAGE					73/46.8	75/43.7	Newman	1	3	3.0	3	0							
NET PUNTING AVG.					73/42.1	75/36.0	R. Geathers	1	2	2.0	2	0							
PENALTIES/YARDS					102/812	105/876	Hall	1	-3	-3.0	-3	0							
FUMBLES/BALL LOST					20/9	15/6	TEAM	20	161	8.1	31	1							
TOUCHDOWNS					40	38	OPPONENTS	17	348	20.5	80	2							
Rushing					19	16	* PUNTING	No. Yds Avg Net TB In Lg B											
Passing					20	18	Huber	73	3419	46.8	42.1	6	27	69	0				
Returns					1	4	TEAM	73	3419	46.8	42.1	6	27	69	0				
* SCORE BY PERIODS					Q1	Q2	Q3	Q4	OT	PTS	OPPONENTS	75	3274	43.7	36.0	7	19	74	1
TEAM					67	112	90	93	3	365	* PUNT RETURNS	Ret FC Yds Avg Long TD							
OPPONENTS					57	65	102	117	3	344	A. Jones	22	1	262	11.9	47	0		
* SCORING					TD-Ru-Pa-Rt	K-PAT	FG	S	PTS	Tate	18	14	174	9.7	49	0			
Nugent					0	0	0	0	39/39	26/33	0	117	TEAM	40	15	436	10.9	49	0
Hill					9	9	0	0		0	54	OPPONENTS	30	15	226	7.5	71t	1	
Bernard					7	5	2	0		0	42	* KICKOFF RETURNS	No. Yds Avg Long TD						
Green					6	0	6	0		0	36	A. Jones	27	844	31.3	97	0		
Sanu					5	0	5	0		0	32	Tate	18	397	22.1	31	0		
Dalton					5	4	1	0		0	30	TEAM	45	1241	27.6	97	0		
Gresham					5	0	5	0		0	30	OPPONENTS	44	1123	25.5	77	0		
Burkhead					1	1	0	0		0	6	* FIELD GOALS	1-19 20-29 30-39 40-49 50+						
Kirkpatrick					1	0	0	1		0	6	Nugent	0/ 0	6/ 6	10/12	10/12	0/3		
Tate					1	0	1	0		0	6	TEAM	0/ 0	6/ 6	10/12	10/12	0/3		
Atkins					0	0	0	0		1	2	OPPONENTS	1/ 1	7/ 7	8/ 9	7/11	3/4		
Mays					0	0	0	0		1	2	Nugent: (49G,22G,28G,46G,38G,45B)(31G,38N,49N,55N)(29G)(52N,23G)(44G,38G,42G,36N)()(32G,33G)							
TEAM					40	19	20	1	39/39	26/33	3	365	(31G)(43G)(22G,42G)(31G,49G)()()(44G,44G,34G)						
OPPONENTS					38	16	18	4	34/34	26/32	0	344	(37G,49G,23G)(39G,50N)						
2-Pt Conv: Sanu, TM 1-1, OPP 2-4															OPP: (55N,38G)(46G)(40N,44N)(48G,19G,23G,47G,35G)(39G,38N,44G,36G)(23G,50G)(45G,50G,53G)(25G)(32G,44N)(31G)(36G,25G)(32G,42G)(22G,44G)()(49N)(29G,25G)				
SACKS: Dunlap 8, Atkins 3, Gilberry 1.5, Nelson 1.5, Dennard 1, R. Geathers 1, Hunt 1, Mays 1, Peko 1, Thompson 1, TM 20, OPP 23															FUM/LOST: Hill 5/2, Dalton 3/2, Green 3/2, Gresham 3/0, Tate 2/1, Campbell 1/1, A. Jones 1/0, Peerman 1/0, Sanzenbacher 1/1				
* PASSING					Att	Cmp	Yds	Cmp%	Yds/Att	TD	TD%	Int	Int%	Long	Sack/Lost	Rating			
Dalton					482	309	3398	64.1	7.05	19	3.9	17	3.5	81t	21/ 124	83.3			
Campbell					19	11	74	57.9	3.89	0	0.0	0	0.0	38	1/ 0	66.6			
Sanu					3	3	79	100.0	26.33	1	33.3	0	0.0	50	1/ 6	158.3			
TEAM					504	323	3551	64.1	7.05	20	4.0	17	3.4	81t	23/ 130	84.0			
OPPONENTS					608	365	4013	60.0	6.60	18	3.0	20	3.3	94t	20/ 125	75.8			

WON 7, LOST 9										* RUSHING										No.	Yds	Avg	Long	TD
09/07	L	27-30	at Pittsburgh	64,598	West					171	673	3.9	36	4										
09/14	W	26-24	New Orleans	67,407	Crowell					148	607	4.1	35	8										
09/21	L	21-23	Baltimore	67,407	Tate				TM	106	333	3.1	25	4										
10/05	W	29-28	at Tennessee	69,143	Hoyer					24	39	1.6	11	0										
10/12	W	31-10	Pittsburgh	67,431	Manziel					9	29	3.2	10t	1										
10/19	L	6-24	at Jacksonville	61,341	Draughn				LG	10	19	1.9	6	0										
10/26	W	23-13	Oakland	67,431	Hawkins					3	15	5.0	8	0										
11/02	W	22-17	Tampa Bay	67,431	Benjamin					3	11	3.7	10	0										
11/06	W	24- 3	at Cincinnati	65,871	Gabriel					4	10	2.5	8	0										
11/16	L	7-23	Houston	67,431	Shaw					7	9	1.3	7	0										
11/23	W	26-24	at Atlanta	70,046	Agnew					2	2	1.0	2	0										
11/30	L	10-26	at Buffalo	68,576	TEAM					477	1728	3.6	36	17										
12/07	L	24-25	Indianapolis	67,431	OPPONENTS					500	2265	4.5	38t	13										
12/14	L	0-30	Cincinnati	67,431	* RECEIVING					No.	Yds	Avg	Long	TD										
12/21	L	13-17	at Carolina	73,810	Hawkins					63	824	13.1	65	2										
12/28	L	10-20	at Baltimore	71,070	Austin					47	568	12.1	31	2										
			Clev.	Opp.	Gabriel					36	621	17.3	70	1										
TOTAL FIRST DOWNS				294	348	Cameron				24	424	17.7	81t	2										
Rushing				88	126	Gordon				24	303	12.6	32	0										
Passing				179	184	Benjamin				18	314	17.4	43	3										
Penalty				27	38	Dray				17	242	14.2	31	1										
3rd Down: Made/Att				61/207	90/239	Barnidge				13	156	12.0	28	0										
3rd Down Pct.				29.5	37.7	West				11	64	5.8	11	1										
4th Down: Made/Att				5/14	11/18	Crowell				9	87	9.7	19	0										
4th Down Pct.				35.7	61.1	Tate			TM	9	60	6.7	23	0										
POSSESSION AVG.				28:13	31:47	Agnew				3	15	5.0	12	0										
TOTAL NET YARDS				5193	5857	TEAM				274	3678	13.4	81t	12										
Avg. Per Game				324.6	366.1	OPPONENTS				335	3783	11.3	75t	22										
Total Plays				1010	1118	* INTERCEPTIONS				No.	Yds	Avg	Long	TD										
Avg. Per Play				5.1	5.2	Gipson				6	158	26.3	62t	1										
NET YARDS RUSHING				1728	2265	Skrine				4	34	8.5	30	0										
Avg. Per Game				108.0	141.6	Haden				3	0	0.0	0	0										
Total Rushes				477	500	Leonhard				2	34	17.0	34	0										
NET YARDS PASSING				3465	3592	Robertson				2	30	15.0	15	0										
Avg. Per Game				216.6	224.5	Whitner				1	54	54.0	54	0										
Sacked/Yards Lost				31/213	31/191	Gilbert				1	23	23.0	23t	1			</							



WON 12, LOST 4										* RUSHING										No. Yds Avg Long TD									
09/07	W	31-24	Indianapolis	76,939	Anderson	179	849	4.7	27	8																			
09/14	W	24-17	Kansas City	76,900	Hillman	106	434	4.1	37t	3																			
09/21	L	20-26	OT at Seattle	68,447	J. Thompson	54	272	5.0	47	3																			
10/05	W	41-20	Arizona	76,895	Ball	55	172	3.1	23	1																			
10/12	W	31-17	at New York Jets	78,160	Sanders	8	44	5.5	13	0																			
10/19	W	42-17	San Francisco	77,047	Stewart	6	22	3.7	16	0																			
10/23	W	35-21	San Diego	76,907	Bruton	1	13	13.0	13	0																			
11/02	L	21-43	at New England	68,756	Green	2	3	1.5	3	0																			
11/09	W	41-17	at Oakland	54,803	Osweiler	8	0	0.0	4	0																			
11/16	L	7-22	at St. Louis	59,401	Manning	24	-24	-1.0	4	0																			
11/23	W	39-36	Miami	76,987	TEAM	443	1785	4.0	47	15																			
11/30	W	29-16	at Kansas City	76,894	OPPONENTS	349	1276	3.7	85t	9																			
12/07	W	24-17	Buffalo	76,913	* RECEIVING	No.	Yds	Avg	Long	TD																			
12/14	W	22-10	at San Diego	68,682	D. Thomas	111	1619	14.6	86t	11																			
12/22	L	28-37	at Cincinnati	66,107	Sanders	101	1404	13.9	48	9																			
12/28	W	47-14	Oakland	76,929	Welker	49	464	9.5	39t	2																			
Denrv. Opp.				J. Thomas	43	489	11.4	35t	12																				
TOTAL FIRST DOWNS				360	311	Anderson	34	324	9.5	51t	2																		
Rushing				98	60	Hillman	21	139	6.6	16	1																		
Passing				227	219	Tamme	14	109	7.8	26t	2																		
Penalty				35	32	Ball	9	62	6.9	16	0																		
3rd Down: Made/Att				94/213	81/222	Green	6	74	12.3	38	1																		
3rd Down Pct.				44.1	36.5	Caldwell	5	47	9.4	15	0																		
4th Down: Made/Att				6/13	10/17	J. Thompson	4	25	6.3	14	0																		
4th Down Pct.				46.2	58.8	Latimer	2	23	11.5	14	0																		
POSSESSION AVG.				30:35	29:25	TEAM	399	4779	12.0	86t	40																		
TOTAL NET YARDS				6446	4883	OPPONENTS	399	3859	9.7	81t	29																		
Avg. Per Game				402.9	305.2	* INTERCEPTIONS	No.	Yds	Avg	Long	TD																		
Total Plays				1067	1032	Talib	4	62	15.5	33t	2																		
Avg. Per Play				6.0	4.7	Moore	4	36	9.0	19	0																		
NET YARDS RUSHING				1785	1276	Harris	3	52	17.3	38	0																		
Avg. Per Game				111.6	79.8	Ward	2	55	27.5	37	0																		
Total Rushes				443	349	Roby	2	0	0.0	0	0																		
NET YARDS PASSING				4661	3607	Bush LG	1	5	5.0	5	0																		
Avg. Per Game				291.3	225.4	Bush TM	1	5	5.0	5	0																		
Sacked/Yards Lost				17/118	41/252	Ware	1	3	3.0	3	0																		
Gross Yards				4779	3859	Marshall	1	0	0.0	0	0																		
Att./Completions				607/399	642/399	TEAM	18	213	11.8	38	2																		
Completion Pct.				65.7	62.1	OPPONENTS	15	228	15.2	52	1																		
Had Intercepted				15	18	* PUNTING	No.	Yds	Avg	Net	TB	In	Lg	B															
PUNTS/AVERAGE				69/44.2	88/45.9	Colquitt	69	3048	44.2	37.6	4	25	65	0															
NET PUNTING AVG.				69/37.6	88/40.9	TEAM	69	3048	44.2	37.6	4	25	65	0															
PENALTIES/YARDS				120/1045	103/816	OPPONENTS	88	4035	45.9	40.9	7	23	71	0															
FUMBLES/BALL LOST				16/5	21/7	* PUNT RETURNS	Ret	FC	Yds	Avg	Long	TD																	
TOUCHDOWNS				58	41	Burse	29	24	211	7.3	22	0																	
Rushing				15	9	Welker	11	3	74	6.7	19	0																	
Passing				40	29	Sanders	1	1	11	11.0	11	0																	
Returns				3	3	TEAM	41	28	296	7.2	22	0																	
* SCORE BY PERIODS				Q1	Q2	Q3	Q4	OT	PTS	OPPONENTS																			

## HOUSTON TEXANS / WEEK 17 / THROUGH SUNDAY, DECEMBER 28, 2014

WON 9, LOST 7			* RUSHING			No. Yds		Avg Long TD	
09/07 W 17- 6	Washington	71,770	Foster			260	1246	4.8	51 8
09/14 W 30-14	at Oakland	54,063	Blue			169	528	3.1	46 2
09/21 L 17-30	at New York Giants	77,462	Fitzpatrick			50	184	3.7	16 2
09/28 W 23-17	Buffalo	71,756	Grimes			39	153	3.9	11 0
10/05 L 17-20 OT	at Dallas	91,159	Keenum LG			10	35	3.5	13 0
10/09 L 28-33	Indianapolis	71,787	Keenum TM			10	35	3.5	13 0
10/20 L 23-30	at Pittsburgh	56,375	D. Johnson			5	19	3.8	12 0
10/26 W 30-16	at Tennessee	69,143	R. Brown TM			6	4	0.7	2 0
11/02 L 21-31	Philadelphia	71,780	Mallett			6	-2	-.3	2 0
11/16 W 23- 7	at Cleveland	67,431	Savage			6	-6	-1.0	1 0
11/23 L 13-22	Cincinnati	71,777	TEAM			551	2161	3.9	51 12
11/30 W 45-21	Tennessee	71,714	OPPONENTS			420	1681	4.0	41 6
12/07 W 27-13	at Jacksonville	61,070	* RECEIVING			No.	Yds	Avg Long TD	
12/14 L 10-17	at Indianapolis	65,148	A. Johnson			85	936	11.0	35 3
12/21 W 25-13	Baltimore	71,771	Hopkins			76	1210	15.9	76t 6
12/28 W 23-17	Jacksonville	71,777	Foster			38	327	8.6	56t 5
	Hou.	Opp.	D. Johnson			31	331	10.7	44t 1
TOTAL FIRST DOWNS			313	329	Graham	18	197	10.9	26 1
		Rushing	108	89	Blue	15	113	7.5	22 1
		Passing	171	206	Griffin	10	91	9.1	25 1
		Penalty	34	34	Grimes	6	86	14.3	31 0
3rd Down: Made/Att	91/235	74/218	K. Martin			6	78	13.0	32 0
3rd Down Pct.	38.7	33.9	Fiedorowicz			4	28	7.0	9 1
4th Down: Made/Att	10/17	6/17	Watt			3	4	1.3	2t 3
4th Down Pct.	58.8	35.3	Posey			1	30	30.0	30 0
POSSESSION AVG.			30:53	29:07	Prosch	1	24	24.0	24 0
TOTAL NET YARDS			5513	5571	R. Brown TM	1	5	5.0	5 0
		Avg. Per Game	344.6	348.2	TEAM	295	3460	11.7	76t 22
		Total Plays	1062	1077	OPPONENTS	363	4141	11.4	80t 28
		Avg. Per Play	5.2	5.2	* INTERCEPTIONS	No.	Yds	Avg Long TD	
NET YARDS RUSHING			2161	1681	Bouye	3	120	40.0	67 1
		Avg. Per Game	135.1	105.1	Jackson	3	97	32.3	65 0
		Total Rushes	551	420	Rolle LG	3	25	8.3	13 0
NET YARDS PASSING			3352	3890	Rolle TM	3	25	8.3	13 0
		Avg. Per Game	209.5	243.1	Joseph	2	85	42.5	60t 1
Sacked/Yards Lost	26/108	38/251	K. Lewis			2	32	16.0	27t 1
Gross Yards	3460	4141	Swearinger			2	31	15.5	25 0
Att./Completions	485/295	619/363	Watt			1	80	80.0	80t 1
Completion Pct.	60.8	58.6	Tuggle			1	8	8.0	8 0
Had Intercepted	13	20	Reed			1	5	5.0	5 0
PUNTS/AVERAGE	84/45.8	83/45.1	Mohamed			1	0	0.0	0 0
NET PUNTING AVG.	84/38.7	83/41.4	Morris			1	0	0.0	0 0
PENALTIES/YARDS			94/834	99/786	TEAM	20	483	24.2	80t 4
FUMBLES/BALL LOST			19/9	24/14	OPPONENTS	13	120	9.2	55t 1
TOUCHDOWNS			40	36	* PUNTING	No.	Yds	Avg Net TB In Lg B	
		Rushing	12	6	Lechler	83	3845	46.3	38.7 10 27 71 1
		Passing	22	28	TEAM	84	3845	45.8	38.7 10 27 71 1
		Returns	6	2	OPPONENTS	83	3742	45.1	41.4 5 34 62 1
* SCORE BY PERIODS			Q1 Q2 Q3 Q4 OT PTS	* PUNT RETURNS			Ret FC Yds Avg Long TD		
TEAM			69 111 88 104 0	372	K. Martin	25	24	154	6.2 21 0
OPPONENTS			58 99 64 83 3	307	D. Johnson	9	4	54	6.0 12 0
* SCORING			TD-Ru-Pa-Rt K-PAT FG S PTS	TEAM			34 28 208	6.1 21 0	
Bullock	0 0 0 0	40/40	30/35	0	130	OPPONENTS	32 24 396	12.4 48 0	
Foster	13 8 5 0			0	78	* KICKOFF RETURNS	No. Yds Avg Long TD		
Hopkins	6 0 6 0			0	36	Manning	13 267 20.5 41 0		
Watt	5 0 3 2			1	32	D. Johnson	6 136 22.7 31 0		
Blue	4 2 1 1			0	24	K. Martin	1 19 19.0 19 0		
A. Johnson	3 0 3 0			0	18	TEAM	20 422 21.1 41 0		
Fitzpatrick	2 2 0 0			0	12	OPPONENTS	45 1169 26.0 42 0		
Bouye	1 0 0 1			0	6	* FIELD GOALS	1-19 20-29 30-39 40-49 50+		
Fiedorowicz	1 0 1 0			0	6	Bullock	0/ 0 6/ 7 13/15 7/ 8 4/5		
Graham	1 0 1 0			0	6	TEAM	0/ 0 6/ 7 13/15 7/ 8 4/5		
Griffin	1 0 1 0			0	6	OPPONENTS	0/ 0 3/ 3 10/11 5/ 5 1/3		
D. Johnson	1 0 1 0			0	6	Bullock: (42G)(33G,39G,46G,27B)(27G)(41G,55G,			
Joseph	1 0 0 1			0	6	50G)(29G)(37N)(39G,38G,31G)(30G,29G,49G)(39N)			
K. Lewis	1 0 0 1			0	6	(52N,46G,37G,50G)(36G,25G)(37G,43B)(44G,44G)			
TEAM	40 12 22 6	40/40	30/35	1 372	(53G)(35G,25G,30G,20G,39G,33G)( )				
OPPONENTS	36 6 28 2	32/33	19/22	1 307	OPP: ( ) ( ) (39G,29G,31G)(31G)(33G,53N,49G)(27G,				
2-Pt Conv: TM 0-0, OPP 0-3					34G)(44G,30G,40G)(35G)(45G)(38N)(31G,49G)( ) (33G,				
SACKS: Watt 20.5, Mercilus 5, Crick 3.5,					37G)(29G)( ) (53G,51N)				
Reed 3, Jamison 1.5, Simon LG 1.5, Simon TM 1.5, Cushing 1, Dent 1, Swearinger 1, TM 38, OPP 26 FUM/LOST: Fitzpatrick 5/1, A. Johnson 3/3, Foster 2/2, Hopkins 2/1, D. Johnson 2/0, Savage 2/1, Keenum(TM) 1/1, Keenum(LG) 1/1, Manning 1/0, Myers 1/0									
* PASSING			Att Cmp Yds Cmp% Yds/Att TD	TD% Int Int% Long Sack/Lost Rating					
Fitzpatrick			312 197 2483 63.1 7.96 17	5.4 8 2.6 76t 21/ 83 95.3					
Keenum LG			77 45 435 58.4 5.65 2	2.6 2 2.6 35 3/ 15 72.2					
Keenum TM			77 45 435 58.4 5.65 2	2.6 2 2.6 35 3/ 15 72.2					
Mallett			75 41 400 54.7 5.33 2	2.7 2 2.7 41 1/ 5 67.6					
Savage			19 10 127 52.6 6.68 0	0.0 1 5.3 35 1/ 5 51.9					
Foster			1 1 5 100.0 5.00 1	100.0 0 0.0 5t 0/ 0 127.1					
Lechler			1 1 10 100.0 10.00 0	0.0 0 0.0 10 0/ 0 108.3					
TEAM			485 295 3460 60.8 7.13 22	4.5 13 2.7 76t 26/ 108 86.4					
OPPONENTS			619 363 4141 58.6 6.69 28	4.5 20 3.2 80t 38/ 251 80.4					

WON 11, LOST 5										* RUSHING										No. Yds Avg Long TD									
09/07	L	24-31	at Denver	76,939	Richardson	159	519	3.3	27	3																			
09/15	L	27-30	Philadelphia	64,871	Bradshaw	90	425	4.7	29	2																			
09/21	W	44-17	at Jacksonville	60,601	Herron	78	351	4.5	49t	1																			
09/28	W	41-17	Tennessee	64,757	Luck	64	273	4.3	20	3																			
10/05	W	20-13	Baltimore	65,258	Hilton	2	20	10.0	15	0																			
10/09	W	33-28	at Houston	71,787	Tipton	10	18	1.8	9	0																			
10/19	W	27- 0	Cincinnati	66,539	Moncrief	4	17	4.3	7	0																			
10/26	L	34-51	at Pittsburgh	62,479	Hasselbeck	8	-11	-1.4	0	0																			
11/03	W	40-24	at New York Giants	77,975	TEAM	415	1612	3.9	49t	9																			
11/16	L	20-42	New England	66,751	OPPONENTS	423	1814	4.3	52	14																			
11/23	W	23- 3	Jacksonville	64,328	* RECEIVING	No.	Yds	Avg	Long	TD																			
11/30	W	49-27	Washington	65,352	Hilton	82	1345	16.4	73t	7																			
12/07	W	25-24	at Cleveland	67,431	Wayne	64	779	12.2	80	2																			
12/14	W	17-10	Houston	65,148	Fleener	51	774	15.2	73t	8																			
12/21	L	7-42	at Dallas	91,899	Nicks	38	405	10.7	29	4																			
12/28	W	27-10	at Tennessee	69,143	Bradshaw	38	300	7.9	22	6																			
			Ind.	Opp.	Moncrief	32	444	13.9	79t	3																			
TOTAL FIRST DOWNS				371	309	Allen	29	395	13.6	41t	8																		
Rushing				80	103	Richardson	27	229	8.5	24	0																		
Passing				251	175	Herron	21	173	8.2	26	0																		
Penalty				40	31	Doyle	18	118	6.6	20	2																		
3rd Down: Made/Att				89/217	67/201	Tipton	6	68	11.3	32	1																		
3rd Down Pct.				41.0	33.3	Whalen	2	23	11.5	18	0																		
4th Down: Made/Att				6/15	4/17	Cribbs	1	8	8.0	8	0																		
4th Down Pct.				40.0	23.5	Castonzo	1	1	1.0	1t	1																		
POSSESSION AVG.				31:54	28:06	TEAM	410	5062	12.3	80	42																		
TOTAL NET YARDS				6506	5483	OPPONENTS	320	3932	12.3	63t	27																		
Avg. Per Game				406.6	342.7	* INTERCEPTIONS	No.	Yds	Avg	Long	TD																		
Total Plays				1105	1007	Adams	5	24	4.8	10	0																		
Avg. Per Play				5.9	5.4	V. Davis	4	72	18.0	42	0																		
NET YARDS RUSHING				1612	1814	Toler	2	47	23.5	47t	1																		
Avg. Per Game				100.8	113.4	Gordy	1	0	0.0	0	0																		
Total Rushes				415	423	TEAM	12	143	11.9	47t	1																		
NET YARDS PASSING				4894	3669	OPPONENTS	16	250	15.6	46	3																		
Avg. Per Game				305.9	229.3	* PUNTING	No.	Yds	Avg	Net	TB	In	Lg	B															
Sacked/Yards Lost				29/168	41/263	McAfee	69	3221	46.7	42.8	3	30	61	0															
Gross Yards				5062	3932	TEAM	69	3221	46.7	42.8	3	30	61	0															
Att./Completions				661/410	543/320	OPPONENTS	90	4271	47.5	42.4	7	30	79	1															
Completion Pct.				62.0	58.9	* PUNT RETURNS	Ret	FC	Yds	Avg	Long	TD																	
Had Intercepted				16	12	Whalen	26	17	187	7.2	22	0																	
PUNTS/AVERAGE				69/46.7	90/47.5	Cribbs	19	8	125	6.6	18	0																	
NET PUNTING AVG.				69/42.8	90/42.4	TEAM	45	25	312	6.9	22	0																	
PENALTIES/YARDS				105/848	101/866	OPPONENTS	35	19	205	5.9	37	0																	
FUMBLES/BALL LOST				31/15	29/14	* KICKOFF RETURNS	No.	Yds	Avg	Long	TD																		
TOUCHDOWNS				53	46	Cribbs	19	608	32.0	76	0																		
Rushing				9	14	Whalen	15	379	25.3	32	0																		
Passing				42	27	Herron	3	78	26.0	32	0																		
Returns				2	5	Hilton	1	0	0.0	0	0																		
* SCORE BY PERIODS				Q1	Q2	Q3																							

WON 3, LOST 13										* RUSHING										No. Yds Avg Long TD									
09/07	L	17-34	at Philadelphia		69,596	D. Robinson		135	582	4.3	41	4																	
09/14	L	10-41	at Washington		80,037	Bortles		56	419	7.5	34	0																	
09/21	L	17-44	Indianapolis		60,601	Gerhart		101	326	3.2	23	2																	
09/28	L	14-33	at San Diego		56,553	Todman		32	186	5.8	62t	1																	
10/05	L	9-17	Pittsburgh		66,198	Johnson		29	86	3.0	20	2																	
10/12	L	14-16	at Tennessee		69,143	Henne		4	25	6.3	12	0																	
10/19	W	24- 6	Cleveland		61,341	Lee		3	9	3.0	5	0																	
10/26	L	13-27	Miami		65,633	TEAM		360	1633	4.5	62t	9																	
11/02	L	23-33	at Cincinnati		60,057	OPPONENTS		499	2033	4.1	60t	15																	
11/09	L	17-31	Dallas		83,603	* RECEIVING		No. Yds Avg Long TD																					
11/23	L	3-23	at Indianapolis		64,328	Shorts		53	557	10.5	53	1																	
11/30	W	25-24	New York Giants		64,687	Hurns		51	677	13.3	63t	6																	
12/07	L	13-27	Houston		61,070	A. Robinson		48	548	11.4	54	2																	
12/14	L	12-20	at Baltimore		70,801	Lee		37	422	11.4	37	1																	
12/18	W	21-13	Tennessee		61,202	Harbor		26	289	11.1	59	1																	
12/28	L	17-23	at Houston		71,777	Todman		25	198	7.9	26	1																	
Jax					Opp.					D. Robinson					23 124 5.4 19 0														
TOTAL FIRST DOWNS					271	330					Gerhart					20 186 9.3 26 0													
Rushing					86	107					Lewis					18 206 11.4 63t 2													
Passing					154	200					Brown					7 88 12.6 17 0													
Penalty					31	23					Ta'ufu'ou					7 81 11.6 26 0													
3rd Down: Made/Att					69/216	101/236					Sanders					6 55 9.2 24 0													
3rd Down Pct.					31.9	42.8					Jacobs LG					2 16 8.0 14 1													
4th Down: Made/Att					7/19	4/10					Jacobs TM					2 16 8.0 14 1													
4th Down Pct.					36.8	40.0					Jensen					1 8 8.0 8 0													
POSSESSION AVG.					27:11	32:49					Johnson					1 -4 -4.0 -4 0													
TOTAL NET YARDS					4634	5932					TEAM					325 3451 10.6 63t 15													
Avg. Per Game					289.6	370.8					OPPONENTS					355 4174 11.8 73t 24													
Total Plays					988	1085					* INTERCEPTIONS					No. Yds Avg Long TD													
Avg. Per Play					4.7	5.5					Thomas					2 10 5.0 10 0													
NET YARDS RUSHING					1633	2033					Gratz					1 55 55.0 55t 1													
Avg. Per Game					102.1	127.1					T. Smith					1 15 15.0 15 0													
Total Rushes					360	499					Ball					1 0 0.0 0 0													
NET YARDS PASSING					3001	3899					Martin					1 0 0.0 0 0													
Avg. Per Game					187.6	243.7					TEAM					6 80 13.3 55t 1													
Sacked/Yards Lost					71/450	45/275					OPPONENTS					18 346 19.2 81t 4													
Gross Yards					3451	4174					* PUNTING					No. Yds Avg Net TB In Lg B													
Att./Completions					557/325	541/355					Anger					94 4464 47.5 39.6 10 25 69 2													
Completion Pct.					58.3	65.6					TEAM					96 4464 46.5 39.6 10 25 69 2													
Had Intercepted					18	6					OPPONENTS					75 3559 47.5 41.5 9 37 69 0													
PUNTS/AVERAGE					96/46.5	75/47.5					* PUNT RETURNS					Ret FC Yds Avg Long TD													
NET PUNTING AVG.					96/39.6	75/41.5					Sanders					32 10 227 7.1 23 0													
PENALTIES/YARDS					73/573	115/886					Brown					5 5 37 7.4 13 0													
FUMBLES/BALL LOST					15/8	22/14					TEAM					37 15 264 7.1 23 0													
TOUCHDOWNS					27	45					OPPONENTS					52 20 464 8.9 37 0													
Rushing					9	15					*																		

WON 9, LOST 7										* RUSHING										No. Yds					Avg Long TD				
09/07	L	10-26	Tennessee	73,569	Charles	206	1033	5.0	63t	9																			
09/14	L	17-24	at Denver	76,900	K. Davis	134	463	3.5	48	6																			
09/21	W	34-15	at Miami	70,313	A. Smith	49	254	5.2	25	1																			
09/29	W	41-14	New England	76,613	Thomas	14	113	8.1	26	1																			
10/05	L	17-22	at San Francisco	70,799	Gray	8	31	3.9	6t	1																			
10/19	W	23-20	at San Diego	65,260	Daniel	4	15	3.8	9	0																			
10/26	W	34- 7	St. Louis	75,972	Sherman	2	8	4.0	4	0																			
11/02	W	24-10	New York Jets	74,127	McKnight	1	3	3.0	3	0																			
11/09	W	17-13	at Buffalo	68,119	Avant	1	1	1.0	1	0																			
11/16	W	24-20	Seattle	76,463	Jenkins	2	-2	-1.0	0	0																			
11/20	L	20-24	at Oakland	52,865	TEAM	420	1918	4.6	63t	18																			
11/30	L	16-29	Denver	76,894	OPPONENTS	433	2036	4.7	90t	4																			
12/07	L	14-17	at Arizona	62,387	* RECEIVING	No.	Yds	Avg	Long	TD																			
12/14	W	31-13	Oakland	72,153	Kelce	67	862	12.9	34	5																			
12/21	L	12-20	at Pittsburgh	60,865	Bowe	60	754	12.6	37	0																			
12/28	W	19- 7	San Diego	73,952	Charles	40	291	7.3	30t	5																			
			K.C.	Opp.	Avant	LG	34	353	10.4	41	1																		
TOTAL FIRST DOWNS			309	310	Avant	TM	13	152	11.7	41	0																		
Rushing			92	108	Fasano		25	226	9.0	22	4																		
Passing			184	184	Thomas		23	156	6.8	30	0																		
Penalty			33	18	Wilson		16	260	16.3	48	0																		
3rd Down: Made/Att	80/201		79/216		K. Davis		16	147	9.2	70t	1																		
3rd Down Pct.	39.8		36.6		Avery		15	176	11.7	27	0																		
4th Down: Made/Att	5/12		8/21		Hemingway		12	108	9.0	17	0																		
4th Down Pct.	41.7		38.1		Sherman		10	71	7.1	24	1																		
POSSESSION AVG.	30:00		30:00		Jenkins		9	93	10.3	27	0																		
TOTAL NET YARDS	5100		5288		McKnight		6	64	10.7	26	2																		
Avg. Per Game	318.8		330.5		Hammond		4	45	11.3	22	0																		
Total Plays	962		1024		D. Harris		3	20	6.7	10	0																		
Avg. Per Play	5.3		5.2		Supernaw	TM	1	3	3.0	3	0																		
NET YARDS RUSHING	1918		2036		TEAM		320	3428	10.7	70t	18																		
Avg. Per Game	119.9		12																										



WON 8, LOST 8										* RUSHING										No. Yds		Avg Long		TD	
09/07	W	33-20	New England		70,630		Miller		216		1099		5.1		97t		8								
09/14	L	10-29	at Buffalo		69,954		Tannehill		56		311		5.6		40		1								
09/21	L	15-34	Kansas City		70,313		Dan. Thomas		44		168		3.8		15		2								
09/28	W	38-14	at Oakland		83,436		Moreno		31		148		4.8		15		1								
10/12	L	24-27	Green Bay		70,875		Damie. Williams		36		122		3.4		19		0								
10/19	W	27-14	at Chicago		62,413		M. Wallace		4		16		4.0		12		0								
10/26	W	27-13	at Jacksonville		65,633		L. James LG		5		9		1.8		5		0								
11/02	W	37- 0	San Diego		70,222		L. James TM		3		9		3.0		5		0								
11/09	L	16-20	at Detroit		63,179		Matthews		1		3		3.0		3		0								
11/13	W	22- 9	Buffalo		71,573		Darkwa TM		4		2		0.5		7		0								
11/23	L	36-39	at Denver		76,987		Moore		2		-2		-1.0		-1		0								
12/01	W	16-13	at New York Jets		78,160		Landry		2		-4		-2.0		4		0								
12/07	L	13-28	Baltimore		70,244		TEAM		399		1872		4.7		97t		12								
12/14	L	13-41	at New England		68,756		OPPONENTS		453		1937		4.3		47		13								
12/21	W	37-35	Minnesota		66,203		* RECEIVING		No. Yds		Avg Long		TD												
12/28	L	24-37	New York Jets		70,220		Landry		84		758		9.0		25		5								
			Miami		Opp.		M. Wallace		67		862		12.9		50		10								
TOTAL FIRST DOWNS			361		309		Clay		58		605		10.4		41		3								
Rushing			99		99		Hartline		39		474		12.2		35		2								
Passing			226		194		Miller		38		275		7.2		20		1								
Penalty			36		16		Gibson		29		295		10.2		40		1								
3rd Down: Made/Att			80/200		98/223		Sims		24		284		11.8		38		2								
3rd Down Pct.			40.0		43.9		Damie. Williams		21		187		8.9		32		1								
4th Down: Made/Att			7/19		13/22		Dan. Thomas		13		121		9.3		25		0								
4th Down Pct.			36.8		59.1		Matthews		12		135		11.3		23		2								
POSSESSION AVG.			30:08		29:52		Darkwa TM		3		31		10.3		17		0								
TOTAL NET YARDS			5601		5494		Hoskins TM		3		21		7.0		14		0								
Avg. Per Game			350.1		343.4		Damia. Williams TM		1		14		14.0		14		0								
Total Plays			1040		1029		Moreno		1		8		8.0		8		0								
Avg. Per Play			5.4		5.3		Tannehill		1		-4		-4.0		0		0								
NET YARDS RUSHING			1872		1937		TEAM		394		4066		10.3		50		27								
Avg. Per Game			117.0		121.1		OPPONENTS		338		3768		11.1		74t		27								
Total Rushes			399		453		* INTERCEPTIONS		No. Yds		Avg Long		TD												
NET YARDS PASSING			3729		3557		Grimes		5		80		16.0		32		1								
Avg. Per Game			233.1		222.3		R. Jones		3		62		20.7		50		0								
Sacked/Yards Lost			46/337		39/211		Delmas		1		81		81.0		81t		1								
Gross Yards			4066		3768		Aikens		1		43		43.0		43		0								
Att./Completions			595/394		537/338		J. Wilson		1		31		31.0												

WON 12, LOST 4						* RUSHING		No.	Yds	Avg	Long	TD
09/07 L	20-33	at Miami		70,630	Blount LG	125	547	4.4	50	5		
09/14 W	30- 7	at Minnesota		52,350	Blount TM	60	281	4.7	34	3		
09/21 W	16- 9	Oakland		68,756	Gray	89	412	4.6	20	5		
09/29 L	14-41	at Kansas City		76,613	Vereen	96	391	4.1	19	2		
10/05 W	43-17	Cincinnati		68,756	Ridley	94	340	3.6	43	2		
10/12 W	37-22	at Buffalo		70,185	Edelman	10	94	9.4	25	0		
10/16 W	27-25	New York Jets		68,756	Bolden	28	89	3.2	17	1		
10/26 W	51-23	Chicago		68,756	Brady	36	57	1.6	17	0		
11/02 W	43-21	Denver		68,756	J. White	9	38	4.2	11	0		
11/16 W	42-20	at Indianapolis		66,751	LaFell	2	13	6.5	9	0		
11/23 W	34- 9	Detroit		68,756	Garoppolo	10	9	0.9	9	0		
11/30 L	21-26	at Green Bay		78,431	Develin	3	5	1.7	5	0		
12/07 W	23-14	at San Diego		68,815	Wright	1	-2	-2.0	-2	0		
12/14 W	41-13	Miami		68,756	TEAM	438	1727	3.9	43	13		
12/21 W	17-16	at New York Jets		78,160	OPPONENTS	419	1669	4.0	48	6		
12/28 L	9-17	Buffalo		68,756	* RECEIVING	No.	Yds	Avg	Long	TD		
		N.E.	Opp.		Edelman	92	972	10.6	69t	4		
TOTAL FIRST DOWNS		361	329		Gronkowski	82	1124	13.7	46t	12		
Rushing		96	88		LaFell	74	953	12.9	56t	7		
Passing		228	196		Vereen	52	447	8.6	49t	3		
Penalty		37	45		Amendola	27	200	7.4	21	1		
3rd Down: Made/Att	98/221		84/209		Wright	26	259	10.0	30	6		
3rd Down Pct.	44.3		40.2		Blount LG	10	54	5.4	13	0		
4th Down: Made/Att	7/13		8/23		Blount TM	4	18	4.5	11	0		
4th Down Pct.	53.8		34.8		Thompkins TM	6	53	8.8	16	0		
POSSESSION AVG.	29:37		30:23		Develin	6	43	7.2	13	0		
TOTAL NET YARDS	5848		5506		Tyms	5	82	16.4	43t	1		
Avg. Per Game	365.5		344.1		J. White	5	23	4.6	11	0		
Total Plays	1073		1033		Ridley	4	20	5.0	7	0		
Avg. Per Play	5.5		5.3		Hoomanawanui	3	44	14.7	23	0		
NET YARDS RUSHING	1727		1669		Dobson	3	38	12.7	16	0		
Avg. Per Game	107.9		104.3		Bolden	2	8	4.0	4	0		
Total Rushes	438		419		Gray	1	7	7.0	7	0		
NET YARDS PASSING	4121		3837		TEAM	392	4291	10.9	69t	34		
Avg. Per Game	257.6		239.8		OPPONENTS	342	4119	12.0	50	24		
Sacked/Yards Lost	26/170		40/282		* INTERCEPTIONS	No.	Yds	Avg	Long	TD		
Gross Yards	4291		4119		McCourtney	2	70	35.0	60	0		
Att./Completions	609/392		574/342		Collins	2	0	0.0	0	0		
Completion Pct.	64.4		59.6		Revis	2	0	0.0	0	0		
Had Intercepted	9		16		Ryan	2	0	0.0	0	0		
PUNTS/AVERAGE	67/45.7		65/43.8		Harmon	1	60	60.0	60	0		
NET PUNTING AVG.	67/39.9		65/36.6		Browner	1	32	32.0	30	0		
PENALTIES/YARDS	120/1080		92/752		Ninkovich	1	11	11.0	11	0		
FUMBLES/BALL LOST	13/4		19/9		Chung	1	10					

• PASSING	Att	Cmp	Yds	Cmp%	Yds/Att	TD	TD%	Int	Int%	Long	Sack/Lost	Rating
G. Smith	367	219	2525	59.7	6.88	13	3.5	13	3.5	74t	28/ 175	77.5
Vick	121	64	604	52.9	4.99	3	2.5	2	1.7	67t	19/ 185	68.3
Simms	8	3	39	37.5	4.88	0	0.0	0	0.0	21	0/ 0	53.6
Kerley	1	0	0	0.0	0.00	0	0.0	0	0.0	---	0/ 0	39.6
Quigley	1	1	38	100.0	38.00	0	0.0	0	0.0	38	0/ 0	118.8
TEAM	498	287	3206	57.6	6.44	16	3.2	15	3.0	74t	47/ 260	75.1
OPPONENTS	538	345	4056	64.1	7.54	31	5.8	6	1.1	87t	45/ 310	101.5

WON 3, LOST 13										* RUSHING										No. Yds Avg Long TD					
09/07 L 14-19	at New York Jets				78,160		McFadden		155		534		3.4		25		2								
09/14 L 14-30	Houston				54,063		Murray		82		424		5.2		90t		2								
09/21 L 9-16	at New England				68,756		Jones-Drew		43		96		2.2		13		0								
09/28 L 14-38	Miami				83,436		Carr		29		92		3.2		41		0								
10/12 L 28-31	San Diego				53,329		Reece		21		85		4.0		11		0								
10/19 L 13-24	Arizona				52,101		Thompkins LG		2		5		2.5		7		0								
10/26 L 13-23	at Cleveland				67,431		Thompkins TM		2		5		2.5		7		0								
11/02 L 24-30	at Seattle				68,337		McGloin		2		3		1.5		3		0								
11/09 L 17-41	Denver				54,803		D. Moore		1		1		1.0		1		0								
11/16 L 6-13	at San Diego				66,720		Olawale		2		0		0.0		0		0								
11/20 W 24-20	Kansas City				52,865		TEAM		337		1240		3.7		90t		4								
11/30 L 0-52	at St. Louis				55,650		OPPONENTS		481		1911		4.0		89t		17								
12/07 W 24-13	San Francisco				55,300		* RECEIVING		No.		Yds		Avg		Long		TD								
12/14 L 13-31	at Kansas City				72,153		J. Jones		73		666		9.1		42		6								
12/21 W 26-24	Buffalo				53,436		Rivera		58		534		9.2		33		4								
12/28 L 14-47	at Denver				76,929		Holmes		47		693		14.7		77t		4								
Oak.										Opp.															
TOTAL FIRST DOWNS										248		320		McFadden		36		212		5.9		23		0	
Rushing										56		95		Butler		21		280		13.3		55		2	
Passing										173		190		Thompkins LG		21		262		12.5		50		0	
Penalty										19		35		Thompkins TM		15		209		13.9		50		0	
3rd Down: Made/Att										80/236		85/221		Murray		17		143		8.4		46		0	
3rd Down Pct.										33.9		38.5		V. Brown		12		118		9.8		20		0	
4th Down: Made/Att										9/15		4/9		D. Moore		12		115		9.6		28		0	
4th Down Pct.										60.0		44.4		Jones-Drew		11		71		6.5		12		0	
POSSESSION AVG.										28:20		31:40		Streater		9		84		9.3		17		1	
TOTAL NET YARDS										4515		5721		Leonhardt		6		35		5.8		12		1	
Avg. Per Game										282.2		357.6		Olawale		5		18		3.6		7		2	
Total Plays										994		1041		Ausberry		2		14		7.0		7		0	
Avg. Per Play										4.5		5.5		G. Jackson		2		-5		-2.5		1		0	
NET YARDS RUSHING										1240		1911		Penn		1		3		3.0		3t		1	
Avg. Per Game										77.5		119.4		Barnes		1		1		1.0		1		0	
Total Rushes										337		481		TEAM		365		3456		9.5		77t		22	
NET YARDS PASSING										3275		3810		OPPONENTS		343		3967		11.6		70t		29	
Avg. Per Game										204.7		238.1		* INTERCEPTIONS		No.		Yds		Avg		Long		TD	
Sacked/Yards Lost										28/181		22/157		Woodson		4		35		8.8		30		0	
Gross Yards										3456		3967		Ross LG		2		7		3.5		7		0	
Att./Completions										629/365		538/343		Ross TM		2		7		3.5		7		0	
Completion Pct.										58.0		63.8		Carrie		1		28		28.0		28		0	
Had Intercepted										16		9		Tuck		1		7		7.0		7			

WON 11, LOST 5										* RUSHING										No. Yds				Avg Long TD			
09/07 W	30-27	Cleveland	64,598	Bell						290	1361	4.7	81	8													
09/11 L	6-26	at Baltimore	71,181	Blount	TM					65	266	4.1	50	2													
09/21 W	37-19	at Carolina	73,945	Archer						10	40	4.0	15	0													
09/28 L	24-27	Tampa Bay	62,910	Roethlisberger						33	27	0.8	8	0													
10/05 W	17- 9	at Jacksonville	66,198	Wheaton						4	19	4.8	12	0													
10/12 L	10-31	at Cleveland	67,431	Harris						9	16	1.8	4	0													
10/20 W	30-23	Houston	56,375	A. Brown						4	13	3.3	9	0													
10/26 W	51-34	Indianapolis	62,479	Bryant						3	12	4.0	9	0													
11/02 W	43-23	Baltimore	63,971	Wi. Johnson						2	0	0.0	0	0													
11/09 L	13-20	at New York Jets	78,160	Wing						1	0	0.0	0	0													
11/17 W	27-24	at Tennessee	69,143	Gradkowski						2	-2	-1.0	-1	0													
11/30 L	32-35	New Orleans	61,916	TEAM						423	1752	4.1	81	10													
12/07 W	42-21	at Cincinnati	65,512	OPPONENTS						368	1605	4.4	41	9													
12/14 W	27-20	at Atlanta	71,161	* RECEIVING						No. Yds	Avg Long TD																
12/21 W	20-12	Kansas City	60,865	A. Brown						129	1698	13.2	63t	13													
12/28 W	27-17	Cincinnati	64,697	Bell						83	854	10.3	48	3													
		Pitt.	Opp.	Miller						66	761	11.5	49	3													
TOTAL FIRST DOWNS			379	314	Wheaton					53	644	12.2	47t	2													
Rushing			98	88	Bryant					26	549	21.1	94t	8													
Passing			243	193	Moore					14	198	14.1	29	2													
Penalty			38	33	J. Brown					12	94	7.8	18	0													
3rd Down: Made/Att			93/208	71/189	Archer					7	23	3.3	15	0													
3rd Down Pct.			44.7	37.6	Wi. Johnson					6	41	6.8	18	0													
4th Down: Made/Att			5/10	10/14	Blount	TM				6	36	6.0	13	0													
4th Down Pct.			50.0	71.4	Spaeth					3	46	15.3	33t	1													
POSSESSION AVG.			32:24	27:36	Heyward-Bey					3	33	11.0	17	0													
TOTAL NET YARDS			6577	5654	Blake					1	25	25.0	25	0													
Avg. Per Game			411.1	353.4	Palmer					1	1	1.0	1t	1													
Total Plays			1068	944	Pouncey					1	0	0.0	0	0													
Avg. Per Play			6.2	6.0	Roethlisberger					0	-6	---	-6	0													
NET YARDS RUSHING			1752	1605	TEAM					411	4997	12.2	94t	33													
Avg. Per Game			109.5	100.3	OPPONENTS					350	4243	12.1	81t	30													
Total Rushes			423	368	* INTERCEPTIONS					No. Yds	Avg Long TD																
NET YARDS PASSING			4825	4049	Gay					3	113	37.7	52t	3													
Avg. Per Game			301.6																								



WON 9, LOST 7										* RUSHING		No.	Yds	Avg	Long	TD
09/08 L 17-18	at Arizona		61,292	Oliver	160	582	3.6	52	3							
09/14 W 30-21	Seattle		67,916	Ry. Mathews	74	330	4.5	32t	3							
09/21 W 22-10	at Buffalo		68,611	D. Brown	85	223	2.6	16	0							
09/28 W 33-14	Jacksonville		56,553	Rivers	37	102	2.8	17	0							
10/05 W 31- 0	New York Jets		63,471	R. Brown LG	20	63	3.2	11	0							
10/12 W 31-28	at Oakland		53,329	R. Brown TM	14	59	4.2	11	0							
10/19 L 20-23	Kansas City		65,260	Woodhead	15	38	2.5	13	0							
10/23 L 21-35	at Denver		76,907	Draughn TM	10	19	1.9	6	0							
11/02 L 0-37	at Miami		70,222	Royal	3	14	4.7	15	0							
11/16 W 13- 6	Oakland		66,720	TEAM	398	1367	3.4	52	6							
11/23 W 27-24	St. Louis		66,040	OPPONENTS	438	1986	4.5	90t	11							
11/30 W 34-33	at Baltimore		71,060	* RECEIVING	No.	Yds	Avg	Long	TD							
12/07 L 14-23	New England		68,815	K. Allen	77	783	10.2	35	4							
12/14 L 10-22	Denver		68,682	Gates	69	821	11.9	34	12							
12/20 W 38-35 OT	at San Francisco		70,699	Royal	62	778	12.5	47t	7							
12/28 L 7-19	at Kansas City		73,952	Floyd	52	856	16.5	59	6							
	S.D.	Opp.		Oliver	36	271	7.5	50	1							
TOTAL FIRST DOWNS			326	307	D. Brown	29	211	7.3	24	0						
Rushing			75	98	Green	19	226	11.9	28	0						
Passing			214	168	Inman	12	158	13.2	28	0						
Penalty			37	41	Ry. Mathews	9	69	7.7	16	0						
3rd Down: Made/Att			97/215	89/207	R. Brown LG	5	44	8.8	24	0						
3rd Down Pct.			45.1	43.0	R. Brown TM	4	39	9.8	24	0						
4th Down: Made/Att			5/11	2/10	Woodhead	5	34	6.8	14	0						
4th Down Pct.			45.5	20.0	Ajirotutu	4	45	11.3	17	0						
POSSESSION AVG.			30:49	29:11	D. Johnson	1	4	4.0	4	0						
TOTAL NET YARDS			5465	5413	J. Phillips	1	1	1.0	1t	1						
Avg. Per Game			341.6	338.3	TEAM	380	4296	11.3	59	31						
Total Plays			1009	988	OPPONENTS	320	3605	11.3	77t	24						
Avg. Per Play			5.4	5.5	* INTERCEPTIONS	No.	Yds	Avg	Long	TD						
NET YARDS RUSHING			1367	1986	Flowers	3	44	14.7	27	0						
Avg. Per Game			85.4	124.1	Weddle	1	17	17.0	17	0						
Total Rushes			398	438	Ducre LG	1	7	7.0	7	0						
NET YARDS PASSING			4098	3427	Gilchrist	1	4	4.0	4	0						
Avg. Per Game			256.1	214.2	Te'o	1	0	0.0	0	0						
Sacked/Yards Lost			37/198	26/178	Verrett	1	0	0.0	0	0						
Gross Yards			4296	3605	TEAM	7	65	9.3	27	0						
Att./Completions			574/380	524/320	OPPONENTS	18	262	14.6	99t	2						
Completion Pct.			66.2	61.1	* PUNTING	No.	Yds	Avg	Net	TB	In	Lg	B			
Had Intercepted			18	7	Scifres	55	2516	45.7	38.9	6	21	72	1			
PUNTS/AVERAGE			75/44.9	69/46.5	McBriar	13	610	46.9	35.4	1	1	58	0			
NET PUNTING AVG.			75/													

WON 2, LOST 14										* RUSHING										No. Yds Avg Long TD									
09/07 W 26-10		at Kansas City		73,569		Sankey		152		569		3.7		22		2													
09/14 L 10-26		Dallas		69,143		Greene		94		392		4.2		52		2													
09/21 L 7-33		at Cincinnati		56,743		Locker		22		142		6.5		29		1													
09/28 L 17-41		at Indianapolis		64,757		McCluster		40		131		3.3		16		0													
10/05 L 28-29		Cleveland		69,143		Whitehurst		20		90		4.5		23		0													
10/12 W 16-14		Jacksonville		69,143		L. Washington		13		57		4.4		16		0													
10/19 L 17-19		at Washington		75,227		Wright		4		54		13.5		38		0													
10/26 L 16-30		Houston		69,143		Battle		5		9		1.8		5		1													
11/09 L 7-21		at Baltimore		70,914		Mettenberger		5		4		0.8		8		0													
11/17 L 24-27		Pittsburgh		69,143		Palmer		1		-1		-1.0		-1		0													
11/23 L 24-43		at Philadelphia		69,596		TEAM		356		1447		4.1		52		6													
11/30 L 21-45		at Houston		71,714		OPPONENTS		515		2195		4.3		62t		17													
12/07 L 7-36		New York Giants		69,143		* RECEIVING		No.		Yds		Avg		Long		TD													
12/14 L 11-16		New York Jets		69,143		Walker		63		890		14.1		68		4													
12/18 L 13-21		at Jacksonville		61,202		Wright		57		715		12.5		48		6													
12/28 L 10-27		Indianapolis		69,143		N. Washington		40		647		16.2		80t		2													
		Tenn.		Opp.		Hunter		28		498		17.8		75t		3													
TOTAL FIRST DOWNS		258		357		McCluster		26		197		7.6		25		1													
Rushing		75		119		L. Washington		22		159		7.2		25		2													
Passing		159		211		Hagan		19		254		13.4		38t		1													
Penalty		24		27		Sankey		18		133		7.4		18		0													
3rd Down: Made/Att		59/196		94/227		Coffman		6		64		10.7		18		1													
3rd Down Pct.		30.1		41.4		Durham		6		54		9.0		14		0													
4th Down: Made/Att		6/17		5/11		Battle		5		28		5.6		12		0													
4th Down Pct.		35.3		45.5		Stevens		2		26		13.0		20		0													
POSSESSION AVG.		27:31		32:29		Thompson		2		24		12.0		13		0													
TOTAL NET YARDS		4859		5968		Andrews		2		11		5.5		6		0													
Avg. Per Game		303.7		373.0		Greene		1		13		13.0		13		0													
Total Plays		919		1099		Klug		1		9		9.0		9		0													
Avg. Per Play		5.3		5.4		Schwenke		1		6		6.0		6		0													
NET YARDS RUSHING		1447		2195		Whitehurst		0		10		---		10		0													
Avg. Per Game		90.4		137.2		TEAM		299		3738		12.5		80t		20													
Total Rushes		356		515		OPPONENTS</																							

## ARIZONA CARDINALS / WEEK 17 / THROUGH SUNDAY, DECEMBER 28, 2014

WON 11, LOST 5				* RUSHING				No.	Yds	Avg	Long	TD						
09/08 W 18-17	San Diego			61,292	Ellington			201	660	3.3	22	3						
09/14 W 25-14	at New York Giants			78,344	K. Williams			53	246	4.6	19	0						
09/21 W 23-14	San Francisco			61,572	Taylor			63	208	3.3	21	1						
10/05 L 20-41	at Denver			76,895	Stanton			25	63	2.5	13	0						
10/12 W 30-20	Washington			61,139	Dwyer			16	51	3.2	20	1						
10/19 W 24-13	at Oakland			52,101	Grice LG			15	41	2.7	8	1						
10/26 W 24-20	Philadelphia			61,789	Grice TM			15	41	2.7	8	1						
11/02 W 28-17	at Dallas			85,688	C. Palmer			8	25	3.1	12	0						
11/09 W 31-14	St. Louis			61,363	Hughes			7	11	1.6	5	0						
11/16 W 14- 6	Detroit			62,487	Ginn			3	6	2.0	4	0						
11/23 L 3-19	at Seattle			68,327	Floyd			1	2	2.0	2	0						
11/30 L 18-29	at Atlanta			69,557	Housler			1	1	1.0	1	0						
12/07 W 17-14	Kansas City			62,387	Parmeale			1	0	0.0	0	0						
12/11 W 12- 6	at St. Louis			55,880	Joh. Brown			3	-6	-2.0	2	0						
12/21 L 6-35	Seattle			63,806	TEAM			397	1308	3.3	22	6						
12/28 L 17-20	at San Francisco			70,699	OPPONENTS			396	1739	4.4	79t	9						
Ariz. Opp.				* RECEIVING				No.	Yds	Avg	Long	TD						
TOTAL FIRST DOWNS				302	300	Fitzgerald		63	784	12.4	80t	2						
Rushing				67	77	Joh. Brown		48	696	14.5	75t	5						
Passing				191	195	Floyd		47	841	17.9	63	6						
Penalty				44	28	Ellington		46	395	8.6	81t	2						
3rd Down: Made/Att				90/224	81/215	Carlson		33	350	10.6	32	1						
3rd Down Pct.				40.2	37.7	Ja. Brown		22	229	10.4	26t	2						
4th Down: Made/Att				3/4	5/13	Ginn		14	190	13.6	27	0						
4th Down Pct.				75.0	38.5	Taylor		11	79	7.2	18	3						
POSSESSION AVG.				29:48	30:12	Housler		9	129	14.3	27	0						
TOTAL NET YARDS				5116	5891	Hughes		8	140	17.5	49	0						
Avg. Per Game				319.8	368.2	Grice LG		7	29	4.1	15	0						
Total Plays				993	1010	Grice TM		7	29	4.1	15	0						
Avg. Per Play				5.2	5.8	Fells		5	71	14.2	24	0						
NET YARDS RUSHING				1308	1739	Niklas		3	38	12.7	17	0						
Avg. Per Game				81.8	108.7	K. Williams		2	11	5.5	6	0						
Total Rushes				397	396	Dwyer		2	8	4.0	5	0						
NET YARDS PASSING				3808	4152	TEAM		320	3990	12.5	81t	21						
Avg. Per Game				238.0	259.5	OPPONENTS		365	4396	12.0	86t	22						
Sacked/Yards Lost				28/182	35/244	* INTERCEPTIONS	No.	Yds	Avg	Long	TD							
Gross Yards				3990	4396	Johnson		4	146	36.5	88t	2						
Att./Completions				568/320	579/365	Cromartie		3	65	21.7	40	0						
Completion Pct.				56.3	63.0	Peterson		3	30	10.0	30t	1						
Had Intercepted				12	18	Powers		3	19	6.3	12	0						
PUNTS/AVERAGE				92/41.5	78/45.4	Okafor		1	26	26.0	26	0						
NET PUNTING AVG.				92/37.1	78/39.8	Campbell		1	23	23.0	23	0						
PENALTIES/YARDS				91/707	130/1192	Mathieu		1	9	9.0	9	0						
FUMBLES/BALL LOST				16/5	13/7	Acho		1	3	3.0	3	0						
TOUCHDOWNS				32	32	Foote		1	0	0.0	0	0						
Rushing				6	9	TEAM		18	321	17.8	88t	3						
Passing				21	22	OPPONENTS		12	272	22.7	58t	1						
Returns				5	1	* PUNTING	No.	Yds	Avg	Net	TB	In	Lg	B				
* SCORE BY PERIODS				Q1	Q2	Q3	Q4	OT	PTS	D. Butler	79	3328	42.1	36.8	5	34	67	2
TEAM				57	96	55	102	0	310	Zastudil	11	487	44.3	39.0	1	1	53	0
OPPONENTS				78	100	57	64	0	299	TEAM	92	3815	41.5	37.1	6	35	67	2
* SCORING				TD-Ru-Pa-Rt	K-PAT	FG	S	PTS	OPPONENTS	78	3544	45.4	39.8	8	29	62	0	
Catanzaro				0	0	0	0	27/27	29/33	0	114	* PUNT RETURNS	Ret	FC	Yds	Avg	Long	TD
Floyd				6	0	6	0	0	36	Ginn	26	24	277	10.7	71t	1		
Joh. Brown				5	0	5	0	0	30	TEAM	26	24	277	10.7	71t	1		
Ellington				5	3	2	0	0	30	OPPONENTS	32	37	284	8.9	68	0		
Taylor				4	1	3	0	0	26	* KICKOFF RETURNS	No.	Yds	Avg	Long	TD			
Ja. Brown				2	0	2	0	0	12	Ginn	22	417	19.0	43	0			
Fitzgerald				2	0	2	0	0	12	TEAM	22	417	19.0	43	0			
Johnson				2	0	0	2	0	12	OPPONENTS	37	967	26.1	39	0			
Carlson				1	0	1	0	0	8	* FIELD GOALS	1-19	20-29	30-39	40-49	50+			
Cromartie				1	0	0	1	0	6	Catanzaro	0/ 0	5/ 5	12/14	10/11	2/3			
Dwyer				1	1	0	0	0	6	TEAM	0/ 0	5/ 5	12/14	10/11	2/3			
Ginn				1	0	0	1	0	6	OPPONENTS	1/ 1	10/10	3/ 4	5/ 8	6/9			
Grice LG				1	1	0	0	0	6	Catanzaro: (22G,44G)(49G,37G,32G,33G)(51G,32G,								
Grice TM				1	1	0	0	0	6	35G)(33G,48G)(33G,49G,37G)(41G)(28G)( ) (43G,53N)								
Peterson				1	0	0	1	0	6	( ) (49N,23G)(44G)(44G,33G,36N,39G,34N)(23G,44G,								
TEAM				32	6	21	5	27/27	29/33	0	310	51G,46G)(27G,32G)(36G)						
OPPONENTS				32	9	22	1	32/32	25/32	0	299	OPP: (36G)( ) (45B)(44G,53N,41G)(28G,43G)(29G,53G)						
2-Pt Conv: Carlson, Taylor, TM				2-5,	OPP	0-0						(54G,20G)(52G,35B)( ) (50G,28G)(27G,32G,52G,49B,						
SACKS: Okafor 8, Campbell 7, Rucker 5,												40G)(20G,23G,21G,45G,28G)( ) (24G,19G)(52N,50N,						
Bucannon 2, Foote 2, Acho 1, Alexander 1,												47N)(53G,37G)						
Benard 1, Jefferson 1, Johnson 1, Kelly 1, Martin 1, Minter 1, Peterson 1, Powers 1, Da. Williams 1, TM				35,	OPP	28	FUM/LOST: Floyd 3/1,											
C. Palmer 3/1, Ellington 2/2, Ginn 2/0, Ja. Brown 1/0, Fitzgerald 1/1, Housler 1/0, Lindley(TM) 1/0, Lindley(LG) 1/0, Stanton 1/0, K.																		
Williams 1/0																		
* PASSING				Att	Cmp	Yds	Cmp%	Yds/Att	TD	TD%	Int	Int%	Long	Sack/Lost	Rating			
Stanton				240	132	1711	55.0	7.13	7	2.9	5	2.1	49	11/ 66	78.7			
C. Palmer				224	141	1626	62.9	7.26	11	4.9	3	1.3	80t	9/ 59	95.6			
Lindley LG				93	45	562	48.4	6.04	2	2.2	4	4.3	41t	6/ 46	56.8			
Lindley TM				93	45	562	48.4	6.04	2	2.2	4	4.3	41t	6/ 46	56.8			
Thomas				9	1	81	11.1	9.00	1	11.1	0	0.0	81t	2/ 11	101.6			
Ginn				1	1	10	100.0	10.00	0	0.0	0	0.0	10	0/ 0	108.3			
Grice LG				1	0	0	0.0	0.00	0	0.0	0	0.0	---	0/ 0	39.6			
Grice TM				1	0	0	0.0	0.00	0	0.0	0	0.0	---	0/ 0	39.6			
TEAM				568	320	3990	56.3	7.02	21	3.7	12	2.1	81t	28/ 182	81.8			
OPPONENTS				579	365	4396	63.0	7.59	22	3.8	18	3.1	86t	35/ 244	86.0			

WON 6, LOST 10				* RUSHING				No.	Yds	Avg	Long	TD		
09/07	W	37-34	OT	New Orleans	70,706	S. Jackson	190	707	3.7	55	6			
09/14	L	10-24		at Cincinnati	58,574	Freeman	65	248	3.8	31t	1			
09/18	W	56-14		Tampa Bay	70,318	Rodgers	58	217	3.7	17t	1			
09/28	L	28-41		at Minnesota	52,173	Ryan	29	145	5.0	15	0			
10/05	L	20-30		at New York Giants	80,307	A. Smith	23	144	6.3	48t	2			
10/12	L	13-27		Chicago	70,712	Hester	6	36	6.0	20t	1			
10/19	L	7-29		at Baltimore	71,184	J. Jones	1	1	1.0	1	0			
10/26	L	21-22		Detroit	83,532	TEAM	372	1498	4.0	55	11			
11/09	W	27-17		at Tampa Bay	57,751	OPPONENTS	450	1894	4.2	55	21			
11/16	W	19-17		at Carolina	73,314	* RECEIVING	No.	Yds	Avg	Long	TD			
11/23	L	24-26		Cleveland	70,046	J. Jones	104	1593	15.3	79	6			
11/30	W	29-18		Arizona	69,557	White	80	921	11.5	39	7			
12/08	L	37-43		at Green Bay	77,512	Douglas	51	556	10.9	41	2			
12/14	L	20-27		Pittsburgh	71,161	Hester	38	504	13.3	46	2			
12/21	W	30-14		at New Orleans	73,164	Toilolo	31	238	7.7	20	2			
12/28	L	3-34		Carolina	71,015	Freeman	30	225	7.5	36	1			
				Atl.	Opp.	Rodgers	29	173	6.0	14	1			
TOTAL FIRST DOWNS				330	358	S. Jackson	20	148	7.4	17	0			
Rushing				75	108	A. Smith	13	222	17.1	74t	3			
Passing				233	224	Weems	10	102	10.2	40	2			
Penalty				22	26	DiMarco	9	62	6.9	16	1			
3rd Down: Made/Att				93/210	95/203	Pascoe	2	3	1.5	2	1			
3rd Down Pct.				44.3	46.8	Roby	1	11	11.0	11	0			
4th Down: Made/Att				8/16	4/8	TEAM	418	4758	11.4	79	28			
4th Down Pct.				50.0	50.0	OPPONENTS	359	4618	12.9	76t	20			
POSSESSION AVG.				29:25	30:35	* INTERCEPTIONS	No.	Yds	Avg	Long	TD			
TOTAL NET YARDS				6051	6372	Ishmael	4	37	9.3	23t	1			
Avg. Per Game				378.2	398.3	Alford	3	21	7.0	21	0			
Total Plays				1035	1038	Trufant	3	19	6.3	19	0			
Avg. Per Play				5.8	6.1	Lowery	2	21	10.5	21	0			
NET YARDS RUSHING				1498	1894	McClain	2	5	2.5	5	0			
Avg. Per Game				93.6	118.4	Wilson	1	15	15.0	15	0			
Total Rushes				372	450	Southward	1	-5	-5.0	-5	0			
NET YARDS PASSING				4553	4478	TEAM	16	113	7.1	23t	1			
Avg. Per Game				284.6	279.9	OPPONENTS	15	404	26.9	88t	5			
Sacked/Yards Lost				31/205	22/140	* PUNTING	No.	Yds	Avg	Net	TB	In	Lg	B
Gross Yards				4758	4618	Bosher	67	3063	45.7	40.8	4	27	66	0
Att./Completions				632/418	566/359	TEAM	67	3063	45.7	40.8	4	27	66	0
Completion Pct.				66.1	63.4	OPPONENTS	56	2413	43.1	37.8	3	23	72	0
Had Intercepted				15	16	* PUNT RETURNS	Ret	FC	Yds	Avg	Long	TD		
PUNTS/AVERAGE				67/45.7	56/43.1	Hester	18	11	240	13.3	68	1		
NET PUNTING AVG.				67/40.8	56/37.8	Wilson	0	0	-1	---	-1	0		
PENALTIES/YARDS				97/840	91/744	TEAM	18	11	239	13.3	68	1		
FUMBLES/BALL LOST				16/8	19/12	OPPONENTS	26	28	250	9.6	53	0		
TOUCHDOWNS				42	46	* KICKOFF RETURNS	No.	Yds	Avg	Long	TD			
Rushing				11	21	Hester	45	1128	25.1	66	0			
Passing				28	20	Weems	2	34	17.0	17	0			
Returns				3	5	C. Matthews	1							

## CAROLINA PANTHERS / WEEK 17 / THROUGH SUNDAY, DECEMBER 28, 2014

WON 7, LOST 8, TIED 1			* RUSHING	No.	Yds	Avg	Long	TD
09/07 W 20-14	at Tampa Bay	62,442	Stewart	175	809	4.6	69t	3
09/14 W 24- 7	Detroit	73,586	Newton	103	539	5.2	22	5
09/21 L 19-37	Pittsburgh	73,945	D. Williams	62	219	3.5	17	0
09/28 L 10-38	at Baltimore	71,218	Whittaker	32	145	4.5	17	1
10/05 W 31-24	Chicago	73,659	Brown	8	95	11.9	28	0
10/12 T 37-37 OT	at Cincinnati	57,053	Reaves	31	78	2.5	9	0
10/19 L 17-38	at Green Bay	78,106	Tolbert	37	78	2.1	15	0
10/26 L 9-13	Seattle	74,042	Ogbonnaya TM	14	50	3.6	9	1
10/30 L 10-28	New Orleans	73,663	Anderson	8	24	3.0	8	0
11/10 L 21-45	at Philadelphia	69,596	Avant TM	1	1	1.0	1	0
11/16 L 17-19	Atlanta	73,314	Poole TM	1	0	0.0	0	0
11/30 L 13-31	at Minnesota	52,016	Presley	1	-2	-2.0	-2	0
12/07 W 41-10	at New Orleans	73,006	TEAM	473	2036	4.3	69t	10
12/14 W 19-17	Tampa Bay	72,842	OPPONENTS	397	1792	4.5	89t	14
12/21 W 17-13	Cleveland	73,810	* RECEIVING	No.	Yds	Avg	Long	TD
12/28 W 34- 3	at Atlanta	71,015	Olsen	84	1008	12.0	38	6
	Car.	Opp.	Benjamin	73	1008	13.8	51	9
TOTAL FIRST DOWNS	347	309	Cotchery	48	580	12.1	47	1
Rushing	117	91	Stewart	25	181	7.2	22	1
Passing	199	193	Brown	21	296	14.1	47t	2
Penalty	31	25	Avant TM	21	201	9.6	22	1
3rd Down: Made/Att	93/222	89/210	Bersin	13	151	11.6	29	1
3rd Down Pct.	41.9	42.4	Tolbert	12	93	7.8	18	0
4th Down: Made/Att	6/10	5/11	Dickson	10	115	11.5	34	1
4th Down Pct.	60.0	45.5	Whittaker	5	60	12.0	26t	1
POSSESSION AVG.	31:47	28:13	D. Williams	5	44	8.8	30	0
TOTAL NET YARDS	5547	5437	Reaves	5	31	6.2	16	0
Avg. Per Game	346.7	339.8	B. Williams	4	44	11.0	16	0
Total Plays	1060	999	Webb	1	16	16.0	16	0
Avg. Per Play	5.2	5.4	TEAM	327	3828	11.7	51	23
NET YARDS RUSHING	2036	1792	OPPONENTS	364	3913	10.8	81t	25
Avg. Per Game	127.3	112.0	* INTERCEPTIONS	No.	Yds	Avg	Long	TD
Total Rushes	473	397	Harper	4	43	10.8	31t	1
NET YARDS PASSING	3511	3645	Cason TM	2	81	40.5	80	0
Avg. Per Game	219.4	227.8	Norman	2	60	30.0	33	0
Sacked/Yards Lost	42/317	40/268	Boston	1	84	84.0	84t	1
Gross Yards	3828	3913	DeCoud	1	35	35.0	35	0
Att./Completions	545/327	562/364	Edwards	1	24	24.0	24	0
Completion Pct.	60.0	64.8	White	1	23	23.0	23	0
Had Intercepted	12	14	Benwikere	1	0	0.0	0	0
PUNTS/AVERAGE	74/43.7	72/45.8	Kuechly	1	0	0.0	0	0
NET PUNTING AVG.	74/36.5	72/40.8	TEAM	14	350	25.0	84t	2
PENALTIES/YARDS	83/756	97/760	OPPONENTS	12	158	13.2	34t	1
FUMBLES/BALL LOST	25/11	28/12	* PUNTING	No.	Yds	Avg	Net	TB
TOUCHDOWNS	36	44	Nortman	72	3236	44.9	36.5	5
Rushing	10	14	TEAM	74	3236	43.7	36.5	5
Passing	23	25	OPPONENTS	72	3297	45.8	40.8	6
Returns	3	5	* PUNT RETURNS	Ret	FC	Yds	Avg	Long
* SCORE BY PERIODS	Q1	Q2	Q3	Q4	OT	PTS	Brown	16
TEAM	66	76	79	115	3	339	Bersin	14
OPPONENTS	76	121	71	103	3	374	TEAM	30
* SCORING	TD-Ru-Pa-Rt	K-PAT	FG	S	PTS	OPPONENTS	28	20
Gano	0	0	0	34/34	29/35	0	121	* KICKOFF RETURNS
Benjamin	9	0	9	0	0	54	Brown	12
Olsen	6	0	6	0	0	36	Whittaker	11
Newton	5	5	0	0	0	30	Bersin	7
Stewart	4	3	1	0	0	24	B. Williams	3
Brown	3	0	2	1	0	18	Webb	2
Whittaker	2	1	1	0	0	12	Folkerts	1
Cotchery	1	0	1	0	0	8	Tolbert	1
Avant TM	1	0	1	0	0	6	TEAM	37
Bersin	1	0	1	0	0	6	OPPONENTS	18
Boston	1	0	0	1	0	6	* FIELD GOALS	1-19
Dickson	1	0	1	0	0	6	Gano	0/ 0
Harper	1	0	0	1	0	6	TEAM	0/ 0
Ogbonnaya TM	1	1	0	0	0	6	OPPONENTS	0/ 0
TEAM	36	10	23	3	34/34	29/35	0	339
OPPONENTS	44	14	25	5	44/44	22/28	0	374
2-Pt Conv: Cotchery, TM	1-2	OPP	0-0					
SACKS: Johnson 8.5, Addison 6.5, Ealy 4,								
Edwards 4, Short 3.5, Horton 3, Kuechly 3,								
Davis 2.5, Lotulelei 2, Hardy 1, Harper 1,								
Jones 1, TM 40, OPP 42								
FUM/LOST: Newton 9/5, Brown 3/1, Anderson 2/0,								
1/1, Olsen 1/0, Poole(TM) 1/1, D. Williams 1/1								
* PASSING	Att	Cmp	Yds	Cmp%	Yds/Att	TD	TD%	Int
Newton	448	262	3127	58.5	6.98	18	4.0	12
Anderson	97	65	701	67.0	7.23	5	5.2	0
TEAM	545	327	3828	60.0	7.02	23	4.2	12
OPPONENTS	562	364	3913	64.8	6.96	25	4.4	14



## CHICAGO BEARS / WEEK 17 / THROUGH SUNDAY, DECEMBER 28, 2014

WON 5, LOST 11										* RUSHING										No.	Yds	Avg	Long	TD
09/07	L	20-23	OT	Buffalo	62,425	Forte	266	1038	3.9	32	6													
09/14	W	28-20		at San Francisco	70,799	Cutler	39	191	4.9	25	2													
09/22	W	27-19		at New York Jets	78,160	Carey	36	158	4.4	15	0													
09/28	L	17-38		Green Bay	61,736	Jeffery	6	33	5.5	12	0													
10/05	L	24-31		at Carolina	73,659	Morgan	2	30	15.0	21	0													
10/12	W	27-13		at Atlanta	70,712	Clausen	3	9	3.0	4	0													
10/19	L	14-27		Miami	62,413	McCray	1	2	2.0	2	0													
10/26	L	23-51		at New England	68,756	C. Williams	1	-8	-8.0	-8	0													
11/09	L	14-55		at Green Bay	78,292	O'Donnell	1	-12	-12.0	-12	0													
11/16	W	21-13		Minnesota	61,792	TEAM	355	1441	4.1	32	8													
11/23	W	21-13		Tampa Bay	61,109	OPPONENTS	421	1803	4.3	48	12													
11/27	L	17-34		at Detroit	64,175	* RECEIVING	No.	Yds	Avg	Long	TD													
12/04	L	28-41		Dallas	61,558	Forte	102	808	7.9	56	4													
12/15	L	15-31		New Orleans	60,996	Bennett	90	916	10.2	37	6													
12/21	L	14-20		Detroit	61,420	Jeffery	85	1133	13.3	74	10													
12/28	L	9-13		at Minnesota	52,364	Marshall	61	721	11.8	47	8													
				Chi.	Opp.	Wilson	17	140	8.2	17	1													
TOTAL FIRST DOWNS				322	325	Rosario	16	116	7.3	22	0													
Rushing				91	78	Morgan	10	70	7.0	13	1													
Passing				194	227	Holmes	8	67	8.4	15	0													
Penalty				37	20	Carey	5	57	11.4	18	0													
3rd Down: Made/Att				78/207	85/201	Spurlock	1	8	8.0	8	0													
3rd Down Pct.				37.7	42.3	Perry	1	-1	-1.0	-1	0													
4th Down: Made/Att				13/28	12/19	TEAM	396	4035	10.2	74	30													
4th Down Pct.				46.4	63.2	OPPONENTS	366	4458	12.2	73t	34													
POSSESSION AVG.				30:03	29:57	* INTERCEPTIONS	No.	Yds	Avg	Long	TD													
TOTAL NET YARDS				5233	6033	Fuller	4	81	20.3	31	0													
Avg. Per Game				327.1	377.1	Mundy	4	52	13.0	45t	1													
Total Plays				1005	1008	Conte	3	6	2.0	5	0													
Avg. Per Play				5.2	6.0	Briggs	1	2	2.0	2	0													
NET YARDS RUSHING				1441	1803	Hurst	1	0	0.0	0	0													
Avg. Per Game				90.1	112.7	Vereen	1	0	0.0	0	0													
Total Rushes				355	421	TEAM	14	141	10.1	45t	1													
NET YARDS PASSING				3792	4230	OPPONENTS	19	433	22.8	82t	1													
Avg. Per Game				237.0	264.4	* PUNTING	No.	Yds	Avg	Net	TB	In	Lg	B										
Sacked/Yards Lost				41/243	39/228	O'Donnell	71	3107	43.8	37.7	3	20	61	1										
Gross Yards				4035	4458	TEAM	72	3107	43.2	37.7	3	20	61	1										
Att./Completions				609/396	548/366	OPPONENTS	49	2109	43.0	38.8	5	16	62	0										
Completion Pct.				65.0	66.8	* PUNT RETURNS	Ret	FC	Yds	Avg	Long	TD												
Had Intercepted				19	14	Holmes	9	5	50	5.6	22	0												
PUNTS/AVERAGE				72/43.2	49/43.0	Mariani	7	5	29	4.1	16	0												
NET PUNTING AVG.				72/37.7	49/38.8	C. Williams	4	2	30	7.5	13	0												
PENALTIES/YARDS				113/997	106/978	McManis	1	0	0	0.0	0	0												
FUMBLES/BALL LOST				19/10	25/10	Spurlock	0	1	0	---	---	0												
TOUCHDOWNS				40	49	TEAM	21	13	109	5.2	22	0												
Rushing				8	12	OPPONENTS	33	19	335	10.2	79t	1												
Passing				30	34	* KICKOFF RETURNS	No.	Yds	Avg	Long	TD													
Returns				2	3	C. Williams	24	579	24.1	101t	1													
* SCORE BY PERIODS				Q1	Q2	Q3	Q4	OT	PTS	Mariani	20	510	25.5	67	0									
TEAM				56	78	82	103	0	319	Ross	5	106	21.2	24	0									
OPPONENTS				88	173	94	84	3	442	Perry	4	88	22.0	21	0									
* SCORING				TD-Ru-Pa-Rt	K-PAT	FG	S	PTS	Rosario	2	7	3.5	10	0										
Forte				10	6	4	0	0	64	TEAM	55	1290	23.5	101t	1									
Jeffery				10	0	10	0	0	60	OPPONENTS	35	614	17.5	31	0									
Gould				0	0	0	0	28/29	9/12	0	55	* FIELD GOALS	1-19	20-29	30-39	40-49	50+							
Marshall				8	0	8	0	0	48	Gould	0/0	4/4	2/3	3/4	0/1									
Bennett				6	0	6	0	0	40	Feely	0/0	1/1	1/1	1/2	0/0									
Feely				0	0	0	0	5/6	3/4	0	14	TEAM	0/0	5/5	3/4	4/6	0/1							
Cutler				2	2	0	0	0	12	OPPONENTS	1/1	11/11	9/13	6/6	6/8									
Morgan				1	0	1	0	0	6	Gould: (41G,37G)()	(24G,45G)	(23G)	(35N,45G)	(25G,										
Mundy				1	0	0	1	0	6	28G)()	(47N)	(54N)	(35G)	(())()										
C. Williams				1	0	0	1	0	6	Feely: ()()	(())()	(())()	(())()	(())()	(48G,25G,									
Wilson				1	0	1	0	0	6	43N,35G)														
Rosario				0	0	0	0	0	2	OPP: (50G,33G,27G)	(27G,24G)	(43G,28G,22G,42G)												
TEAM				40	8	30	2	33/35	12/16	0	319	(53G,38B)	(44G)	(52G,54G)	(50N,33G,37B,19G)	(23G,								
OPPONENTS				49	12	34	3	49/49	33/39	0	442	27G,39G)	(20G,52G)	(50G,38N,26G)	(32G,39G)	(46G,40G)								
2-Pt Conv: Bennett 2, Forte 2, Rosario,																								
(35G,27G)(51N,25G)(39G,37B,30G)(37G,44G)																								
TM 5-5, OPP 0-0 SACKS: Young 10, Ratliff 6.5, Paea 6, Allen 5.5, Bass 3, Ferguson 2, Jones 2,																								
Houston 1, McClellin 1, Mundy 1, Washington 1, TM 39, OPP 41 FUM/LOST: Cutler 12/6, Forte 2/2,																								
Holmes 1/0, Jeffery 1/0, Marshall 1/1, O'Donnell 1/0, Rosario 1/1																								
* PASSING																								
				Att	Cmp	Yds	Cmp%	Yds/Att	TD	TD%	Int	Int%	Long	Sack/Lost	Rating									
Cutler				561	370	3812	66.0	6.80	28	5.0	18	3.2	74	38/223	88.6									
Clausen				48	26	223	54.2	4.65	2	4.2	1	2.1	22	3/20	71.8									
TEAM				609	396	4035	65.0	6.63	30	4.9	19	3.1	74	41/243	87.3									
OPPONENTS				548	366	4458	66.8	8.14	34	6.2	14	2.6	73t	39/228	101.7									

WON 12, LOST 4				* RUSHING				No. Yds		Avg Long TD	
09/07 L 17-28	San Francisco		91,174	Murray	392	1845	4.7	51	13		
09/14 W 26-10	at Tennessee		69,143	Randle	51	343	6.7	65t	3		
09/21 W 34-31	at St. Louis		58,739	Dunbar	29	99	3.4	14	0		
09/28 W 38-17	New Orleans		91,176	Romo	25	61	2.4	21	0		
10/05 W 20-17 OT	Houston		91,159	Harris	4	7	1.8	9	0		
10/12 W 30-23	at Seattle		68,432	Weeden	6	-1	-2	1	0		
10/19 W 31-21	New York Giants		91,028	TEAM	507	2354	4.6	65t	16		
10/27 L 17-20 OT	Washington		87,055	OPPONENTS	392	1650	4.2	62	18		
11/02 L 17-28	Arizona		85,688	* RECEIVING	No. Yds		Avg Long TD				
11/09 W 31-17	at Jacksonville		83,603	Bryant	88	1320	15.0	68t	16		
11/23 W 31-28	at New York Giants		80,520	Witten	64	703	11.0	34	5		
11/27 L 10-33	Philadelphia		91,379	Murray	57	416	7.3	34	0		
12/04 W 41-28	at Chicago		61,558	T. Williams	37	621	16.8	51	8		
12/14 W 38-27	at Philadelphia		69,596	Beasley	37	420	11.4	45t	4		
12/21 W 42- 7	Indianapolis		91,899	Dunbar	18	217	12.1	40	0		
12/28 W 44-17	at Washington		80,897	Escobar	9	105	11.7	26t	4		
	Dal.	Opp.		Harris	7	116	16.6	56	0		
TOTAL FIRST DOWNS		342	315	Hanna	4	48	12.0	27	0		
Rushing		106	86	Randle	4	23	5.8	14	0		
Passing		205	195	Street	2	18	9.0	9	0		
Penalty		31	34	Clutts	1	1	1.0	1	0		
3rd Down: Made/Att		95/201	89/204	TEAM	328	4008	12.2	68t	37		
3rd Down Pct.		47.3	43.6	OPPONENTS	371	4187	11.3	72	22		
4th Down: Made/Att		3/6	10/20	* INTERCEPTIONS	No. Yds		Avg Long TD				
4th Down Pct.		50.0	50.0	Carter	5	72	14.4	35	1		
POSSESSION AVG.		32:22	27:38	Wilcox	3	46	15.3	46	0		
TOTAL NET YARDS		6122	5681	Church	2	49	24.5	45	0		
Avg. Per Game		382.6	355.1	Scandrick	2	2	1.0	2	0		
Total Plays		1014	978	R. McClain	2	0	0.0	0	0		
Avg. Per Play		6.0	5.8	Patmon	1	58	58.0	58t	1		
NET YARDS RUSHING		2354	1650	Hitchens	1	8	8.0	8	0		
Avg. Per Game		147.1	103.1	Durant	1	1	1.0	1	0		
Total Rushes		507	392	Claiborne	1	-8	-8.0	-8	0		
NET YARDS PASSING		3768	4031	TEAM	18	228	12.7	58t	2		
Avg. Per Game		235.5	251.9	OPPONENTS	11	142	12.9	48	1		
Sacked/Yards Lost		31/240	28/156	* PUNTING	No. Yds		Avg Net TB In Lg B				
Gross Yards		4008	4187	Jones	57	2586	45.4	39.8	2	21	64
Att./Completions		476/328	558/371	TEAM	58	2586	44.6	39.8	2	21	64
Completion Pct.		68.9	66.5	OPPONENTS	67	3007	44.9	38.7	7	24	68
Had Intercepted		11	18	* PUNT RETURNS	Ret FC Yds		Avg Long TD				
PUNTS/AVERAGE		58/44.6	67/44.9	Harris	30	13	275	9.2	38	0	
NET PUNTING AVG.		58/39.8	67/38.7	TEAM	30	13	275	9.2	38	0	
PENALTIES/YARDS		105/839	104/861	OPPONENTS	25	15	240	9.6	37	0	
FUMBLES/BALL LOST		21/14	20/13	* KICKOFF RETURNS	No. Yds		Avg Long TD				
TOUCHDOWNS		56	43	Harris	30	742	24.7	42	0		
Rushing		16	18	Dunbar	2	46	23.0	28	0		

WON 11, LOST 5										* RUSHING										No. Yds Avg Long TD				
09/08 W 35-14	New York Giants			64,401	Bell	223	860	3.9	57	7														
09/14 L 7-24	at Carolina			73,586	Bush	76	297	3.9	26t	2														
09/21 W 19- 7	Green Bay			62,418	Stafford	43	93	2.2	18	2														
09/28 W 24-17	at New York Jets			78,160	Winn	19	73	3.8	16	0														
10/05 L 14-17	Buffalo			62,775	Riddick	20	51	2.6	9	0														
10/12 W 17- 3	at Minnesota			52,213	Tate	5	30	6.0	13	0														
10/19 W 24-23	New Orleans			63,271	Collins	8	19	2.4	3	0														
10/26 W 22-21	at Atlanta			83,532	Ross	2	-1	-5	4	0														
11/09 W 20-16	Miami			63,179	TEAM	396	1422	3.6	57	11														
11/16 L 6-14	at Arizona			62,487	OPPONENTS	350	1109	3.2	35t	8														
11/23 L 9-34	at New England			68,756	* RECEIVING	No. Yds Avg Long TD																		
11/27 W 34-17	Chicago			64,175	Tate	99	1331	13.4	73t	4														
12/07 W 34-17	Tampa Bay			61,489	C. Johnson	71	1077	15.2	67t	8														
12/14 W 16-14	Minnesota			62,490	Bush	40	253	6.3	28	0														
12/21 W 20-14	at Chicago			61,420	Bell	34	322	9.5	28	1														
12/28 L 20-30	at Green Bay			78,408	Riddick	34	316	9.3	41	4														
Det.				Opp.	Ebron	25	248	9.9	22	1														
TOTAL FIRST DOWNS				310	310	Ross	24	314	13.1	59t	1													
Rushing				72	59	Fuller	14	212	15.1	52	1													
Passing				210	209	Pettigrew	10	70	7.0	13	0													
Penalty				28	42	Fauria	6	74	12.3	26	1													
3rd Down: Made/Att				86/223	77/207	Collins	5	39	7.8	24	1													
3rd Down Pct.				38.6	37.2	Broyles	2	25	12.5	21	0													
4th Down: Made/Att				10/20	6/15	Abdul-Quddus	1	3	3.0	3	0													
4th Down Pct.				50.0	40.0	TEAM	365	4284	11.7	73t	22													
POSSESSION AVG.				31:41	28:19	OPPONENTS	383	4001	10.4	50	23													
TOTAL NET YARDS				5452	4815	* INTERCEPTIONS	No. Yds Avg Long TD																	
Avg. Per Game				340.8	300.9	Quin	7	117	16.7	56	0													
Total Plays				1045	984	Ihedigbo	4	86	21.5	70	0													
Avg. Per Play				5.2	4.9	Vaughn	2	70	35.0	45	0													
NET YARDS RUSHING				1422	1109	Slay	2	42	21.0	40	0													
Avg. Per Game				88.9	69.3	Whitehead	2	2	1.0	2	0													
Total Rushes				396	350	Mathis	1	41	41.0	41t	1													
NET YARDS PASSING				4030	3706	Bynes LG	1	17	17.0	17	0													
Avg. Per Game				251.9	231.6	Bynes TM	1	17	17.0	17	0													
Sacked/Yards Lost				45/254	42/295	Levy	1	13	13.0	13	0													
Gross Yards				4284	4001	TEAM	20	388	19.4	70	1													
Att./Completions				604/365	592/383	OPPONENTS	12	99	8.3	45	0													
Completion Pct.				60.4	64.7	* PUNTING	No. Yds Avg Net TB In Lg B																	
Had Intercepted				12	20	Martin	68	3138	46.1	40.1	5	29	71	0										
PUNTS/AVERAGE				68/46.1	82/43.7	TEAM	68	3138	46.1	40.1	5	29	71	0										
NET PUNTING AVG.				68/40.1	82/40.0	OPPONENTS	82	3583	43.7	40.0	1	22	66	0										
PENALTIES/YARDS				118/989	99/849	* PUNT RETURNS	Ret FC Yds Avg Long TD																	
FUMBLES/B																								

WON 12, LOST 4				* RUSHING				No. Yds				Avg Long TD			
09/04	L	16-36	at Seattle	68,424	Lacy	246	1139	4.6	44t	9					
09/14	W	31-24	New York Jets	78,041	Starks	85	333	3.9	41	2					
09/21	L	7-19	at Detroit	62,418	A. Rodgers	43	269	6.3	19	2					
09/28	W	38-17	at Chicago	61,736	Kuhn	24	85	3.5	11	1					
10/02	W	42-10	Minnesota	78,054	Harris	16	64	4.0	12	0					
10/12	W	27-24	at Miami	70,875	Cobb	11	37	3.4	12	0					
10/19	W	38-17	Carolina	78,106	Flynn	10	-10	-1.0	-1	0					
10/26	L	23-44	at New Orleans	73,146	TEAM	435	1917	4.4	44t	14					
11/09	W	55-14	Chicago	78,292	OPPONENTS	449	1919	4.3	40	11					
11/16	W	53-20	Philadelphia	78,270	* RECEIVING	No.	Yds	Avg	Long	TD					
11/23	W	24-21	at Minnesota	52,386	Nelson	98	1519	15.5	80t	13					
11/30	W	26-21	New England	78,431	Cobb	91	1287	14.1	70t	12					
12/08	W	43-37	Atlanta	77,512	Lacy	42	427	10.2	67	4					
12/14	L	13-21	at Buffalo	70,214	D. Adams	38	446	11.7	45	3					
12/21	W	20- 3	at Tampa Bay	64,247	Quarless	29	323	11.1	34	3					
12/28	W	30-20	Detroit	78,408	R. Rodgers	20	225	11.3	43	2					
			G.B.	Opp.	Starks	18	140	7.8	28	0					
TOTAL FIRST DOWNS				356	339	Kuhn	4	23	5.8	9	0				
				104	116	Boykin	3	23	7.7	11	0				
				222	196	Janis	2	16	8.0	9	0				
				30	27	Bostick	2	3	1.5	2	1				
				3rd Down: Made/Att	93/197	83/206	Harris	1	11	11.0	11	0			
				3rd Down Pct.	47.2	40.3	Dorsey	1	4	4.0	4	0			
				4th Down: Made/Att	4/10	15/28	TEAM	349	4447	12.7	80t	38			
				4th Down Pct.	40.0	53.6	OPPONENTS	333	3884	11.7	79	26			
POSSESSION AVG.				30:32	29:28	* INTERCEPTIONS	No.	Yds	Avg	Long	TD				
TOTAL NET YARDS				6178	5542	Hayward	3	113	37.7	82t	1				
				Avg. Per Game	386.1	346.4	Williams	3	2	0.7	2	0			
				Total Plays	1001	1054	Peppers	2	101	50.5	52t	2			
				Avg. Per Play	6.2	5.3	Shields	2	62	31.0	62	0			
NET YARDS RUSHING				1917	1919	Hyde	2	9	4.5	9	0				
				Avg. Per Game	119.8	119.9	Matthews	1	40	40.0	40	0			
				Total Rushes	435	449	Burnett	1	32	32.0	32	0			
NET YARDS PASSING				4261	3623	D. Jones	1	18	18.0	18	0				
				Avg. Per Game	266.3	226.4	Lattimore	1	10	10.0	10	0			
				Sacked/Yards Lost	30/186	41/261	Clinton-Dix	1	9	9.0	9	0			
				Gross Yards	4447	3884	House	1	0	0.0	0	0			
				Att./Completions	536/349	564/333	TEAM	18	396	22.0	82t	3			
				Completion Pct.	65.1	59.0	OPPONENTS	6	80	13.3	28	0			
				Had Intercepted	6	18	* PUNTING	No.	Yds	Avg	Net	TB	In	Lg	B
PUNTS/AVERAGE				51/42.3	62/43.4	Masthay	49	2159	44.1						

WON 7, LOST 9			* RUSHING	No.	Yds	Avg	Long	TD
09/07 W 34- 6		at St. Louis	Asiata	164	570	3.5	19	9
09/14 L 7-30		New England	McKinnon	113	538	4.8	55	0
09/21 L 9-20		at New Orleans	Tate LG	119	371	3.1	25	4
09/28 W 41-28		Atlanta	Tate TM	13	38	2.9	9	0
10/02 L 10-42		at Green Bay	Bridgewater	47	209	4.4	16	1
10/12 L 3-17		Detroit	Patterson	10	117	11.7	67t	1
10/19 L 16-17		at Buffalo	Banyard	21	88	4.2	16	0
10/26 W 19-13	OT	at Tampa Bay	Peterson	21	75	3.6	17	0
11/02 W 29-26		Washington	Wright	5	71	14.2	27	0
11/16 L 13-21		at Chicago	Sendejo	1	48	48.0	48	0
11/23 L 21-24		Green Bay	Felton	4	27	6.8	21	0
11/30 W 31-13		Carolina	Cassel	9	18	2.0	13	0
12/07 W 30-24	OT	New York Jets	Ponder	4	16	4.0	8	1
12/14 L 14-16		at Detroit	Charles. Johnson LG	1	-11	-11.0	-11	0
12/21 L 35-37		at Miami	Charles. Johnson TM	1	-11	-11.0	-11	0
12/28 W 13- 9		Chicago	TEAM	413	1804	4.4	67t	12

	Minn.	Opp.	OPPONENTS	450	1943	4.3	53	10
TOTAL FIRST DOWNS	288	321	* RECEIVING	No.	Yds	Avg	Long	TD
Rushing	90	100	Jennings	59	742	12.6	38	6
Passing	171	189	Asiata	44	312	7.1	41	1
Penalty	27	32	Wright	42	588	14.0	87t	2
3rd Down: Made/Att	82/211	90/217	Patterson	33	384	11.6	28	1
3rd Down Pct.	38.9	41.5	Charle. Johnson LG	31	475	15.3	56t	2
4th Down: Made/Att	6/12	9/14	Charle. Johnson TM	31	475	15.3	56t	2
4th Down Pct.	50.0	64.3	McKinnon	27	135	5.0	17	0
POSSESSION AVG.	28:43	31:17	Rudolph	24	231	9.6	23	2
TOTAL NET YARDS	5048	5515	Ford	23	258	11.2	22	1
Avg. Per Game	315.5	344.7	Ellison	19	208	10.9	40	1
Total Plays	981	1025	Banyard	9	62	6.9	12	0
Avg. Per Play	5.1	5.4	Tate LG	9	60	6.7	23	0
NET YARDS RUSHING	1804	1943	Thielen	8	137	17.1	44t	1
Avg. Per Game	112.8	121.4	Peterson	2	18	9.0	9	0
Total Rushes	413	450	Gray TM	1	16	16.0	16	0
NET YARDS PASSING	3244	3572	TEAM	322	3566	11.1	87t	17
Avg. Per Game	202.8	223.3	OPPONENTS	353	3789	10.7	66t	26
Sacked/Yards Lost	51/322	41/217	* INTERCEPTIONS	No.	Yds	Avg	Long	TD
Gross Yards	3566	3789	H. Smith	5	150	30.0	81t	1
Att./Completions	517/322	534/353	Robinson	3	22	7.3	23	0
Completion Pct.	62.3	66.1	Munnerlyn	2	1	0.5	1	0
Had Intercepted	18	13	Hodges	1	27	27.0	27t	1
PUNTS/AVERAGE	76/43.7	76/43.3	Blanton	1	1	1.0	1	0
NET PUNTING AVG.	76/38.7	76/38.4	Rhodes	1	0	0.0	0	0
PENALTIES/YARDS	100/836	112/938	TEAM	13	201	15.5	81t	2
FUMBLES/BALL LOST	11/2	20/6	OPPONENTS	18	241	13.4	60	1
TOUCHDOWNS	35	38	* PUNTING	No.	Yds	Avg	Net	TB
Rushing	12	10	Locke	75	3318	44.2	38.7	6
Passing	17	26	TEAM	76	3318	43.7	38.7	6
Returns	6	2	OPPONENTS	76	3292	43.3	38.4	4
* SCORE BY PERIODS	Q1 Q2 Q3 Q4 OT PTS	* PUNT RETURNS	Ret FC Yds Avg Long TD					
TEAM	82 94 37 100 12 325	Sherels	27 26 297 11.0 35 0					
OPPONENTS	76 102 70 95 0 343	TEAM	27 26 297 11.0 35 0					
* SCORING	TD-Ru-Pa-Rt K-PAT FG S PTS	OPPONENTS	39 19 255 6.5 34 0					
Walsh	0 0 0 0 29/29 26/35 0 107	* KICKOFF RETURNS	No. Yds Avg Long TD					
Asiata	10 9 1 0 0 64	Patterson	34 871 25.6 51 0					
Jennings	6 0 6 0 0 36	Asiata	4 47 11.8 16 0					
Tate LG	4 4 0 0 0 24	Sherels	4 110 27.5 46 0					
Charle. Johnson	2 0 2 0 0 14	Felton	3 36 12.0 14 0					
Charle. Johnson	2 0 2 0 0 14	Ellison	2 23 11.5 14 0					
Patterson	2 1 1 0 0 12	Thielen	2 33 16.5 21 0					
Rudolph	2 0 2 0 0 12	Trattou	2 19 9.5 13 0					
Thielen	2 0 1 1 0 12	Banyard	1 8 8.0 8 0					
Wright	2 0 2 0 0 12	Ford	1 12 12.0 12 0					
Ellison	1 0 1 0 0 8	Gray TM	1 14 14.0 14 0					
Barr	1 0 0 1 0 6	TEAM	54 1173 21.7 51 0					
Bridgewater	1 1 0 0 0 6	OPPONENTS	28 579 20.7 67 0					
Felton	1 0 0 1 0 6	* FIELD GOALS	1-19 20-29 30-39 40-49 50+					
Ford	1 0 1 0 0 6	Walsh	2/ 2 4/ 5 8/10 7/ 9 5/9					
Griffen	1 0 0 1 0 6	TEAM	2/ 2 4/ 5 8/10 7/ 9 5/9					
Hodges	1 0 0 1 0 6	OPPONENTS	0/ 0 6/ 6 9/ 9 7/10 3/6					
Ponder	1 1 0 0 0 6	Walsh: (52G,46G)(48B)(25G,30G,40G)(49N,18G,41G,						
H. Smith	1 0 0 1 0 6	55G,33G)(26G)(40G)(40G,55G,33G)(56N,46G,38G)()						
TEAM	35 12 17 6 29/29 26/35 0 325	(50G,38N,26G)(39G,51G)(39G)(39N,20G,56N)(53N,						
OPPONENTS	38 10 26 2 36/37 25/31 2 343	26B,68N)(18G,33G)(37G,44G) OPP: (50N,56G,46G						
2-Pt Conv: Asiata 2, Ellison, Charle. Johnson		(48G,47G,27G)()()() (50N,52G,44N)(31G)(54G,45G)						
(LG), Charle. Johnson(TM), TM 4-4, OPP 0-1		(36G,26G)(47N)(48G)(30G,35G)(36G,33G,22G,24G,						
TM 4-4, OPP 0-1 SACKS: Griffen 12, T. Johnson		(44G,29G,30G,33G)(56N)(48G,25G,43N,35G)						
6.5, Floyd 4.5, Robison 4.5, Barr 4, Joseph 3, H. Smith 3, Brinkley 1, Greenway 1, Wootton 1,								
Hodges 0.5, TM 41, OPP 51 FUM/LOST: Bridgewater 3/0, Cassel 3/0, Asiata 1/1, Jennings 1/0,								
Charle. Johnson(TM) 1/0, Charle. Johnson(LG) 1/0, Patterson 1/1, Rudolph 1/0								
* PASSING	Att Cmp Yds Cmp% Yds/Att TD TD% Int Int% Long Sack/Lost Rating							
Bridgewater	402 259 2919 64.4 7.26 14 3.5 12 3.0 87t 39/ 249 85.2							
Cassel	71 41 425 57.7 5.99 3 4.2 4 5.6 28 6/ 39 65.8							
Ponder	44 22 222 50.0 5.05 0 0.0 2 4.5 18 6/ 34 45.8							
TEAM	517 322 3566 62.3 6.90 17 3.3 18 3.5 87t 51/ 322 79.2							
OPPONENTS	534 353 3789 66.1 7.10 26 4.9 13 2.4 66t 41/ 217 92.8							



MON 7, LOST 9										* RUSHING										No. Yds				Avg Long TD							
09/07 L 34-37 OT at Atlanta										70,706 Ingram										226 964				4.3 31 9							
09/14 L 24-26 at Cleveland										67,407 K. Robinson										76 362				4.8 62 3							
09/21 W 20- 9 Minnesota										73,005 Thomas										45 222				4.9 27 2							
09/28 L 17-38 at Dallas										91,176 Cooks										7 73				10.4 28 1							
10/05 W 37-31 OT Tampa Bay										73,004 Brees										27 68				2.5 13 1							
10/19 L 23-24 at Detroit										63,271 Morgan										1 67				67.0 67 0							
10/26 W 44-23 Green Bay										73,146 Cadet										10 32				3.2 8 0							
10/30 W 28-10 at Carolina										73,663 Johnson										8 22				2.8 8 0							
11/09 L 24-27 OT San Francisco										73,129 Lorig										3 4				1.3 4 0							
11/16 L 10-27 Cincinnati										73,073 Toon										1 4				4.0 4 0							
11/24 L 27-34 Baltimore										73,373 Baker										1 2				2.0 2 0							
11/30 W 35-32 at Pittsburgh										61,916 Stills										1 -2				-2.0 -2 0							
12/07 L 10-41 Carolina										73,006 TEAM										406 1818				4.5 67 16							
12/15 W 31-15 at Chicago										60,996 OPPONENTS										442 2125				4.8 69 17							
12/21 L 14-30 Atlanta										73,164 * RECEIVING										No. Yds				Avg Long TD							
12/28 W 23-20 at Tampa Bay										59,952 J. Graham										85 889				10.5 29 10							
N.O.										Opp.										Stills				63 931				14.8 69 3			
TOTAL FIRST DOWNS										395 345										Colston				59 902				15.3 57 5			
Rushing										101 111										Cooks				53 550				10.4 50 3			
Passing										258 205										Thomas				45 378				8.4 39 1			
Penalty										36 29										Cadet				38 296				7.8 31 1			
3rd Down: Made/Att										98/203 99/215										Ingram				29 145				5.0 14 0			
3rd Down Pct.										48.3 46.0										Watson				20 136				6.8 15 2			
4th Down: Made/Att										8/15 4/8										Toon				17 215				12.6 24 1			
4th Down Pct.										53.3 50.0										Hill				14 176				12.6 37 5			
POSSESSION AVG.										30:03 29:57										Lorig				9 27				3.0 14 1			
TOTAL NET YARDS										6582 6144										K. Robinson				8 63				7.9 17 0			
Avg. Per Game										411.4 384.0										Meachem				7 114				16.3 25 0			
Total Plays										1095 1022										Morgan				4 92				23.0 62 0			
Avg. Per Play										6.0 6.0										Johnson				2 15				7.5 13 1			
NET YARDS RUSHING										1818 2125										Leonard				1 15				15.0 15 0			
Avg. Per Game										113.6 132.8										Saunders LG				1 7				7.0 7 0			
Total Rushes										406 442										Saunders TM				1 7				7.0 7 0			
NET YARDS PASSING										4764 4019										Brees				1 1				1.0 1 0			
Avg. Per Game										297.8 251.2										TEAM				456 4952				10.9 69 33			
Sacked/Yards Lost										30/188 34/188										OPPONENTS				341 4207				12.3 73 26			
Gross Yards										4952 4207										* INTERCEPTIONS				No. Yds				Avg Long TD			
Att./Completions										659/456 546/341										Warren LG				2 53				26.5 32 0			
Completion Pct.										69.2 62.5										Warren TM				2 53				26.5 32 0			
Had Intercepted										17 12										Vaccaro				2 45				22.5 45 0			
PUNTS/AVERAGE										58/46.4 63/44.2										Lewis				2 2				1.0 2 0			
NET PUNTING AVG.										58/42.9 63/41.4										P. Robinson				2 2				1.0 2 0			
PENALTIES/YARDS										80/670 105/889										White				2 2				1.0 2 0			
FUMBLES/BALL LOST										22/13 15/5										Hawthorne				1 10				10.0 10 0			
TOUCHDOWNS										49 47										Jordan				1 6				6.0 6 0			
Rushing										16 17										TEAM				12 120				10.0 45 0			
Passing										33 26										OPPONENTS				17 240				14.1 62 3			
Returns										0 4										* PUNTING				No. Yds				Avg Net TB In Lg B			
* SCORE BY PERIODS										Q1 Q2 Q3 Q4 OT PTS										Morstead				58 2690				46.4 42.9 5 19 63 0			
TEAM										55 116 76 148 6 401										TEAM				58 2690				46.4 42.9 5 19 63 0			
OPPONENTS										81 115 104 118 6 424										OPPONENTS				63 2783				44.2 41.4 2 33 73 0			
* SCORING										TD-Ru-Pa-Rt K-PAT FG S PTS										* PUNT RETURNS				Ret FC Yds				Avg Long TD			
S. Graham										0 0 0 0 46/47 19/22 0 103										Saunders LG				15 10				125 8.3 32 0			
J. Graham										10 0 10 0 0 60										Saunders TM				9 5							

WON 6, LOST 10										* RUSHING										No.	Yds	Avg	Long	TD
09/08 L	14-35	at Detroit				64,401	A. Williams	217	721	3.3	50t	7												
09/14 L	14-25	Arizona				78,344	Jennings	167	639	3.8	18	4												
09/21 W	30-17	Houston				77,462	Hillis	26	115	4.4	16	0												
09/25 W	45-14	at Washington				80,573	Ogbonnaya LG	14	50	3.6	9	1												
10/05 W	30-20	Atlanta				80,307	Beckham	7	35	5.0	13	0												
10/12 L	0-27	at Philadelphia				69,596	Cox	4	33	8.3	17	0												
10/19 L	21-31	at Dallas				91,028	E. Manning	12	31	2.6	18	1												
11/03 L	24-40	Indianapolis				77,975	Darkwa LG	9	23	2.6	12t	1												
11/09 L	17-38	at Seattle				68,352	Darkwa TM	5	21	4.2	12t	1												
11/16 L	10-16	San Francisco				80,352	Hynoski	7	13	1.9	4	0												
11/23 L	28-31	Dallas				80,520	Weatherford	1	0	0.0	0	0												
11/30 L	24-25	at Jacksonville				64,687	Jernigan	1	-2	-2.0	-2	0												
12/07 W	36- 7	at Tennessee				69,143	Nassib	2	-3	-1.5	-1	0												
12/14 W	24-13	Washington				77,628	TEAM	449	1603	3.6	50t	13												
12/21 W	37-27	at St. Louis				55,851	OPPONENTS	438	2162	4.9	46	15												
12/28 L	26-34	Philadelphia				79,150	* RECEIVING	No.	Yds	Avg	Long	TD												
		NY-G			Opp.		Beckham	91	1305	14.3	80t	12												
TOTAL FIRST DOWNS			336		326		Randle	71	938	13.2	49	3												
Rushing			83		112		Donnell	63	623	9.9	32	6												
Passing			218		187		Parker	36	418	11.6	42	2												
Penalty			35		27		Jennings	30	226	7.5	27	0												
3rd Down: Made/Att	101/235			72/200			Cruz	23	337	14.7	61	1												
3rd Down Pct.		43.0		36.0			A. Williams	18	130	7.2	24	0												
4th Down: Made/Att	5/16			4/10			Fells	16	188	11.8	27t	4												
4th Down Pct.		31.3		40.0			Hillis	10	87	8.7	26	0												
POSSESSION AVG.	30:44		29:16				Jernigan	6	40	6.7	11	0												
TOTAL NET YARDS	5875		6012				C. Washington	5	52	10.4	20	1												
Avg. Per Game	367.2		375.8				Ogletree LG	5	50	10.0	15	0												
Total Plays	1086		1007				Ogletree TM	5	50	10.0	15	0												
Avg. Per Play	5.4		6.0				Robinson	5	50	10.0	29	1												
NET YARDS RUSHING	1603		2162				Darkwa LG	5	48	9.6	17	0												
Avg. Per Game	100.2		135.1				Darkwa TM	2	17	8.5	9	0												
Total Rushes	449		438				Cox	2	9	4.5	9	0												
NET YARDS PASSING	4272		3850				TEAM																	

WON 10, LOST 6										* RUSHING										No. Yds		Avg Long TD	
09/07 W 34-17	Jacksonville	69,596	McCoy	312	1319	4.2	53	5															
09/15 W 30-27	at Indianapolis	64,871	Sproles	57	329	5.8	49t	6															
09/21 W 37-34	Washington	69,596	Polk	46	172	3.7	22	4															
09/28 L 21-26	at San Francisco	70,799	Sanchez	34	87	2.6	15	1															
10/05 W 34-28	St. Louis	69,596	Foles	16	68	4.3	14	0															
10/12 W 27- 0	New York Giants	69,596	Burton	5	10	2.0	4	0															
10/26 L 20-24	at Arizona	61,789	Huff	1	7	7.0	7	0															
11/02 W 31-21	at Houston	71,780	Barkley	3	0	0.0	0	0															
11/10 W 45-21	Carolina	69,596	TEAM	474	1992	4.2	53	16															
11/16 L 20-53	at Green Bay	78,270	OPPONENTS	473	1771	3.7	37	14															
11/23 W 43-24	Tennessee	69,596	* RECEIVING	No.	Yds	Avg	Long	TD															
11/27 W 33-10	at Dallas	91,379	Maclin	85	1318	15.5	72	10															
12/07 L 14-24	Seattle	69,596	J. Matthews	67	872	13.0	44t	8															
12/14 L 27-38	Dallas	69,596	Ertz	58	702	12.1	35t	3															
12/20 L 24-27	at Washington	78,897	Cooper	55	577	10.5	50	3															
12/28 W 34-26	at New York Giants	79,150	Sproles	40	387	9.7	57	0															
	Phil.	Opp.	Celek	32	340	10.6	37	1															
TOTAL FIRST DOWNS	356	338	McCoy	28	155	5.5	18	0															
Rushing	109	88	Huff	8	98	12.3	44	0															
Passing	218	211	Maehl	5	46	9.2	15	0															
Penalty	29	39	Casey	3	59	19.7	26t	2															
3rd Down: Made/Att	103/237	88/232	Polk	2	16	8.0	15	0															
3rd Down Pct.	43.5	37.9	B. Smith	1	11	11.0	11	0															
4th Down: Made/Att	7/11	3/12	TEAM	384	4581	11.9	72	27															
4th Down Pct.	63.6	25.0	OPPONENTS	345	4595	13.3	81t	30															
POSSESSION AVG.	26:40	33:20	* INTERCEPTIONS	No.	Yds	Avg	Long	TD															
TOTAL NET YARDS	6348	6009	N. Allen	4	45	11.3	40	0															
Avg. Per Game	396.8	375.6	Jenkins	3	67	22.3	53t	1															
Total Plays	1127	1113	Williams	2	-1	-5	0	0															
Avg. Per Play	5.6	5.4	Fletcher	1	34	34.0	34t	1															
NET YARDS RUSHING	1992	1771	Boykin	1	0	0.0	0	0															
Avg. Per Game	124.5	110.7	Ryans	1	0	0.0	0	0															
Total Rushes	474	473	TEAM	12	145	12.1	53t	2															
NET YARDS PASSING	4356	4238	OPPONENTS	21	257	12.2	52t	2															
Avg. Per Game	272.3	264.9	* PUNTING	No.	Yds	Avg	Net TB	In L															

## ST. LOUIS RAMS / WEEK 17 / THROUGH SUNDAY, DECEMBER 28, 2014

				* RUSHING		No.	Yds	Avg	Long	TD
WON 6, LOST 10										
09/07 L 6-34	Minnesota	55,919	Mason	179	765	4.3	89t	4		
09/14 W 19-17	at Tampa Bay	59,923	Stacy	76	293	3.9	16	1		
09/21 L 31-34	Dallas	58,739	B. Cunningham	66	246	3.7	20	3		
10/05 L 28-34	at Philadelphia	69,596	Austin	36	224	6.2	19	2		
10/13 L 17-31	San Francisco	56,851	A. Davis	16	36	2.3	12	0		
10/19 W 28-26	Seattle	57,855	Watts	7	30	4.3	9	0		
10/26 L 7-34	at Kansas City	75,972	Britt	2	14	7.0	12	0		
11/02 W 13-10	at San Francisco	70,799	Bailey	1	13	13.0	13	0		
11/09 L 14-31	at Arizona	61,363	Hill	10	10	1.0	9	1		
11/16 W 22- 7	Denver	59,401	Givens	1	4	4.0	4	0		
11/23 L 24-27	at San Diego	66,040	Cook	1	0	0.0	0	0		
11/30 W 52- 0	Oakland	55,650	TEAM	395	1635	4.1	89t	11		
12/07 W 24- 0	at Washington	71,120	OPPONENTS	425	1765	4.2	67t	12		
12/11 L 6-12	Arizona	55,880	* RECEIVING			No.	Yds	Avg	Long	TD
12/21 L 27-37	New York Giants	55,851	Cook	52	634	12.2	59t	3		
12/28 L 6-20	at Seattle	68,453	Britt	48	748	15.6	63t	3		
	St.L.	Opp.	B. Cunningham	45	352	7.8	19	1		
TOTAL FIRST DOWNS	288	301	Austin	31	242	7.8	28	0		
Rushing	79	83	Bailey	30	435	14.5	38	1		
Passing	189	189	Kendricks	27	259	9.6	23t	5		
Penalty	20	29	Quick	25	375	15.0	51t	3		
3rd Down: Made/Att	68/192	82/213	Stacy	18	152	8.4	17	0		
3rd Down Pct.	35.4	38.5	Mason	16	148	9.3	35t	1		
4th Down: Made/Att	4/10	0/10	Pettis	12	118	9.8	27	1		
4th Down Pct.	40.0	0.0	Givens	11	159	14.5	47t	1		
POSSESSION AVG.	29:13	30:47	Harkey	8	55	6.9	21	1		
TOTAL NET YARDS	5035	5626	Watts	3	18	6.0	11	0		
Avg. Per Game	314.7	351.6	Williams LG	1	14	14.0	14	0		
Total Plays	957	1005	Hill	1	0	0.0	0	0		
Avg. Per Play	5.3	5.6	TEAM	327	3695	11.3	63t	20		
NET YARDS RUSHING	1635	1765	OPPONENTS	368	4126	11.2	80t	18		
Avg. Per Game	102.2	110.3	* INTERCEPTIONS			No.	Yds	Avg	Long	TD
Total Rushes	395	425	Johnson	3	69	23.0	43t	1		
NET YARDS PASSING	3400	3861	Jenkins	2	124	62.0	99t	2		
Avg. Per Game	212.5	241.3	Ogletree	2	44	22.0	44	0		
Sacked/Yards Lost	47/295	40/265	McLeod	2	1	0.5	1	0		
Gross Yards	3695	4126	Gaines	2	0	0.0	0	0		
Att./Completions	515/327	540/368	McDonald	1	20	20.0	20	0		
Completion Pct.	63.5	68.1	Roberson	1	18	18.0	18	0		
Had Intercepted	16	13	TEAM	13	276	21.2	99t	3		
PUNTS/AVERAGE	81/45.9	76/43.0	OPPONENTS	16	245	15.3	81t	5		
NET PUNTING AVG.	81/42.3	76/35.9	* PUNTING			No.	Yds	Avg	Net	TB
PENALTIES/YARDS	123/1139	105/882	Hekker	80	3721	46.5	42.3	5	33	61
FUMBLES/BALL LOST	27/11	25/12	TEAM	81	3721	45.9	42.3	5	33	61
TOUCHDOWNS	36	40	OPPONENTS	76	3268	43.0	35.9	3	21	58
Rushing	11	12	* PUNT RETURNS			Ret	FC	Yds	Avg	Long
Passing	20	18	Austin	35	23	391	11.2	78t	1	
Returns	5	10	Bailey	1	0	90	90.0	90t	1	
* SCORE BY PERIODS	Q1	Q2	Q3	Q4	OT	PTS	Pettis	1	0	1
TEAM	95	98	48	83	0	324	Johnson	0	1	0
OPPONENTS	42	93	106	113	0	354	TEAM	37	24	482
* SCORING	TD-Ru-Pa-Rt	K-PAT	FG	S	PTS	OPPONENTS	28	27	192	6.9
Zuerlein	0	0	0	34/35	24/30	0	106	* KICKOFF RETURNS		
Kendricks	5	0	5	0	0	30	B. Cunningham	35	963	27.5
Mason	5	4	1	0	0	30	Givens	5	101	20.2
B. Cunningham	4	3	1	0	0	24	Austin	2	19	9.5
Austin	3	2	0	1	0	18	Bailey	1	9	9.0
Britt	3	0	3	0	0	18	Barnes	1	7	7.0
Cook	3	0	3	0	0	18	Reynolds	1	0	0.0
Quick	3	0	3	0	0	18	TEAM	45	1099	24.4
Bailey	2	0	1	1	0	12	OPPONENTS	35	849	24.3
Jenkins	2	0	0	2	0	12	* FIELD GOALS	1-19	20-29	30-39
Harkey	1	0	1	0	0	8	Zuerlein	1/ 1	6/ 7	10/12
Givens	1	0	1	0	0	6	TEAM	1/ 1	6/ 7	10/12
Hill	1	1	0	0	0	6	OPPONENTS	0/ 0	8/10	4/ 4
Johnson	1	0	0	1	0	6	Zuerlein: (50N,56G,46G)(36G,35G,46G,38G)(28G)( )			
Pettis	1	0	1	0	0	6	(38G)(52N)(38N)(37G,39G)( ) (37G,29G,22G,55G,53G)			
Stacy	1	1	0	0	0	6	(22G,46B)(38G)(28N,38N,34G)(24G,19G)(51G,20G)			
TEAM	36	11	20	5	34/35	24/30	0	324	(33G,52G)	
OPPONENTS	40	12	18	10	39/39	25/29	0	354	OPP: (52G,46G)(24B,36G)(29G,40G)(26G,27G)(54G)	
2-Pt Conv: Harkey, TM 1-1, OPP 0-1									(24G,35G)(53G,28G)(34G,55N)(43G,53N)( ) (23G,48G)	
SACKS: Quinn 10.5, Donald 9, Hayes 4,									( ) ( ) (23G,44G,51G,46G)(29G,37G,52G,29B)(42G,45G)	
Laurinaitis 3.5, Barron LG 3, Barron TM 3, Sims 3, Brockers 2, McDonald 2, Joyner 1, Langford 1, C. Long 1, TM 40, OPP										
47 FUM/LOST: Hill 7/1, Austin 5/0, A. Davis 5/3, Wells 4/2, B. Cunningham 2/2, Mason 2/1, Stacy 2/2, Barron(LG) 1/1										
* PASSING	Att	Cmp	Yds	Cmp%	Yds/Att	TD	TD%	Int	Int%	Long
A. Davis	284	180	2001	63.4	7.05	12	4.2	9	3.2	59t
Hill	229	145	1657	63.3	7.24	8	3.5	7	3.1	63t
Hekker	2	37	100.0	18.50		0	0.0	0	0.0	19
TEAM	515	327	3695	63.5	7.17	20	3.9	16	3.1	63t
OPPONENTS	540	368	4126	68.1	7.64	18	3.3	13	2.4	80t

WON 8, LOST 8			* RUSHING		No.	Yds	Avg	Long	TD
09/07	W 28-17	at Dallas	91,174	Gore	255	1106	4.3	52t	4
09/14	L 20-28	Chicago	70,799	Kaepernick	104	639	6.1	90t	1
09/21	L 14-23	at Arizona	61,572	Hyde	83	333	4.0	28	4
09/28	W 26-21	Philadelphia	70,799	Ellington	6	28	4.7	15	1
10/05	W 22-17	Kansas City	70,799	Patton	1	20	20.0	20	0
10/13	W 31-17	at St. Louis	56,851	Alf. Smith	7	19	2.7	12	0
10/19	L 17-42	at Denver	77,047	Miller	6	9	1.5	4	0
11/02	L 10-13	St. Louis	70,799	Gabbert	1	5	5.0	5	0
11/09	W 27-24	OT at New Orleans	73,129	Boldin	1	4	4.0	4	0
11/16	W 16-10	at New York Giants	80,352	Crabtree	1	4	4.0	4	0
11/23	W 17-13	Washington	70,799	V. Davis	1	4	4.0	4	0
11/27	L 3-19	Seattle	70,799	Dahl	1	3	3.0	3	0
12/07	L 13-24	at Oakland	55,300	Carrier	1	2	2.0	2	0
12/14	L 7-17	at Seattle	68,526	James	2	0	0.0	1	0
12/20	L 35-38	OT San Diego	70,699	TEAM	470	2176	4.6	90t	10
12/28	W 20-17	Arizona	70,699	OPPONENTS	402	1612	4.0	37t	0

	S.F.	Opp.	* RECEIVING	No.	Yds	Avg	Long	TD
TOTAL FIRST DOWNS	303	308	Boldin	83	1062	12.8	76t	5
Rushing	104	83	Crabtree	68	698	10.3	51	4
Passing	165	188	S. Johnson	35	435	12.4	32	3
Penalty	34	37	V. Davis	26	245	9.4	29t	2
3rd Down: Made/Att	86/213	88/203	Miller	18	189	10.5	22	2
3rd Down Pct.	40.4	43.3	Lloyd	14	294	21.0	80t	1
4th Down: Made/Att	10/18	7/14	Hyde	12	68	5.7	16	0
4th Down Pct.	55.6	50.0	Gore	11	111	10.1	55t	1
POSSESSION AVG.	31:16	28:44	Carrier	9	105	11.7	23	0
TOTAL NET YARDS	5239	5143	Ellington	6	62	10.3	20t	2
Avg. Per Game	327.4	321.4	Patton	3	44	14.7	35	0
Total Plays	1009	989	Alf. Smith	3	11	3.7	5	0
Avg. Per Play	5.2	5.2	Celek	2	53	26.5	31	0
NET YARDS RUSHING	2176	1612	V. McDonald	2	30	15.0	21	0
Avg. Per Game	136.0	100.8	TEAM	292	3407	11.7	80t	20
Total Rushes	470	402	OPPONENTS	324	3731	11.5	63	29
NET YARDS PASSING	3063	3531	* INTERCEPTIONS	No.	Yds	Avg	Long	TD
Avg. Per Game	191.4	220.7	Cox	5	12	2.4	10	0
Sacked/Yards Lost	52/344	36/200	Bethea	4	71	17.8	49t	1
Gross Yards	3407	3731	Culliver	4	61	15.3	29	0
Att./Completions	487/292	551/324	Reid	3	138	46.0	73	0
Completion Pct.	60.0	58.8	Borland	2	12	6.0	12	0
Had Intercepted	10	23	Wilhoite	2	1	0.5	1	0
PUNTS/AVERAGE	73/46.2	74/45.4	D. Johnson	1	20	20.0	20t	1
NET PUNTING AVG.	73/39.6	74/40.2	Dahl	1	0	0.0	0	0
PENALTIES/YARDS	116/937	122/909	Willis	1	0	0.0	0	0
FUMBLES/BALL LOST	18/12	18/6	TEAM	23	315	13.7	73	2
TOUCHDOWNS	33	40	OPPONENTS	10	111	11.1	53t	1
Rushing	10	7	* PUNTING	No.	Yds	Avg	Net	TB
Passing	20	29	Lee	72	3369	46.8	39.6	7
Returns	3	4	TEAM	73	3369	46.2	39.6	7
* SCORE BY PERIODS	Q1	Q2	Q3	Q4	OT	PTS	OPPONENTS	74
TEAM	92	121	57	33	3	306	* PUNT RETURNS	Ret
OPPONENTS	81	85	93	78	3	340	Ellington	23
* SCORING	TD-Ru-Pa-Rt	K-PAT	FG	S	PTS	Cox	10	1
Dawson	0	0	0	33/33	25/31	0	108	Holliday LG
Boldin	5	0	5	0	0	30	Cook	1
Gore	5	4	1	0	0	30	Osgood	1
Crabtree	4	0	4	0	0	24	TEAM	35
Hyde	4	4	0	0	0	24	OPPONENTS	36
Ellington	3	1	2	0	0	18	* KICKOFF RETURNS	No.
S. Johnson	3	0	3	0	0	18	Ellington	24
V. Davis	2	0	2	0	0	12	Hyde	11
Miller	2	0	2	0	0	12	Holliday LG	5
Bethea	1	0	0	1	0	6	Holliday TM	3
Culliver	1	0	0	1	0	6	Cox	2
D. Johnson	1	0	0	1	0	6	Jerod-Eddie	1
Kaepernick	1	1	0	0	0	6	Lynch	1
Lloyd	1	0	1	0	0	6	Miller	1
TEAM	33	10	20	3	33/33	25/31	0	306
OPPONENTS	40	7	29	4	40/40	20/20	0	340
2-Pt Conv: TM	0-0	OPP	0-0					TEAM
SACKS: Brooks	6	Lynch	6	Skuta	5			OPPONENTS
J. Smith	5	Carradine	3	R. McDonald	3			* FIELD GOALS
Dial	2	Ald. Smith	2	Bethea	1	Borland	1	Dawson
Williams	1	(group)	1	TM	36	OPP	52	TEAM
FUM/LOST: Kaepernick	8/5	Gore	2/2					OPPONENTS
Carrier	1/0	Cox	1/1	Ellington	1/0			Dawson: (37N)(27G,24G)(45B)(29G,51G,46G,31G)
Holliday(LG)	1/0	Hyde	1/1	Lee	1/0			(31G,55G,52G,27G,30G)(54G)(51N,22G)(34G,55N)
V. McDonald	1/1	Miller	1/1	Patton	1/1			(45G,35G)(31G,37G,44G)(41G)(40G)(52G,20G,47N)(())
	(60N)(53G,37G)	OPP:	(29G)(())(51G,32G,35G)(())(42G)(38G)(())(37G,39G)(40G)(43G)(27G,46G)(21G,36G,35G,46G)(57G)(38G)(40G)(36G)					
* PASSING	Att	Cmp	Yds	Cmp%	Yds/Att	TD	TD%	Int
Kaepernick	478	289	3369	60.5	7.05	19	4.0	10
Gabbert	7	3	38	42.9	5.43	1	14.3	0
Boldin	1	0	0	0.0	0.00	0	0.0	0
Lee	1	0	0	0.0	0.00	0	0.0	0
TEAM	487	292	3407	60.0	7.00	20	4.1	10
OPPONENTS	551	324	3731	58.8	6.77	29	5.3	23
								Int%
								Long
								Sack/Lost
								Rating



## SEATTLE SEAHAWKS / WEEK 17 / THROUGH SUNDAY, DECEMBER 28, 2014

WON 12, LOST 4					* RUSHING					No.	Yds	Avg	Long	TD										
09/04	W	36-16	Green Bay	68,424	Lynch	280	1306	4.7	79t	13														
09/14	L	21-30	at San Diego	67,916	Willson	118	849	7.2	55	6														
09/21	W	26-20 OT	Denver	68,447	Turbin	74	310	4.2	17	0														
10/06	W	27-17	at Washington	79,522	Michael	34	175	5.1	45	0														
10/12	L	23-30	Dallas	68,432	Harvin	11	92	8.4	51t	1														
10/19	L	26-28	at St. Louis	57,855	Kearse	2	15	7.5	11	0														
10/26	W	13- 9	at Carolina	74,042	Baldwin	1	8	8.0	8	0														
11/02	W	30-24	Oakland	68,337	Ryan	2	5	2.5	5	0														
11/09	W	38-17	New York Giants	68,352	Lockette	1	2	2.0	2	0														
11/16	L	20-24	at Kansas City	76,463	Tukuafu	1	2	2.0	2	0														
11/23	W	19- 3	Arizona	68,327	Tukuafu	1	2	2.0	2	0														
11/27	W	19- 3	at San Francisco	70,799	Walters	1	-2	-2.0	-2	0														
12/07	W	24-14	at Philadelphia	69,596	TEAM	525	2762	5.3	79t	20														
12/14	W	17- 7	San Francisco	68,526	OPPONENTS	380	1304	3.4	47	8														
12/21	W	35- 6	at Arizona	63,806	* RECEIVING	No.	Yds	Avg	Long	TD														
12/28	W	20- 6	St. Louis	68,453	Baldwin	66	825	12.5	49	3														
			Sea.	Opp.	Kearse	38	537	14.1	60	1														
TOTAL FIRST DOWNS					328	277	Lynch	37	367	9.9	39	4												
Rushing					144	70	Richardson	29	271	9.3	32	1												
Passing					160	175	Willson	22	362	16.5	80t	3												
Penalty					24	32	Harvin	22	133	6.0	33	0												
3rd Down: Made/Att					90/212	75/202	Turbin	16	186	11.6	34	2												
3rd Down Pct.					42.5	37.1	Helfet	12	185	15.4	36	2												
4th Down: Made/Att					3/11	8/14	Lockette	11	195	17.7	48	2												
4th Down Pct.					27.3	57.1	Norwood	9	102	11.3	31	0												
POSSESSION AVG.					32:11	27:49	Moeaki	8	134	16.8	63	1												
TOTAL NET YARDS					6012	4274	Miller	6	76	12.7	24	0												
Avg. Per Game					375.8	267.1	Walters	6	57	9.5	17	0												
Total Plays					1021	924	Hoskins	3	21	7.0	14	0												
Avg. Per Play					5.9	4.6	Coleman	2	29	14.5	15t	1												
NET YARDS RUSHING					2762	1304	Willson	1	17	17.0	17	0												
Avg. Per Game					172.6	81.5	Michael	1	12	12.0	12	0												
Total Rushes					525	380	Tukuafu	1	4	4.0	4	0												
NET YARDS PASSING					3250	2970	Tukuafu	1	4	4.0	4	0												
Avg. Per Game					203.1	185.6	TEAM	287	3492	12.2	80t	20												
Sacked/Yards Lost					42/242	37/234	OPPONENTS	313	3204	10.2	60t	17												
Gross Yards					3492	3204	* INTERCEPTIONS	No.	Yds	Avg	Long	TD												
Att./Completions					454/287	507/313	Sherman	4	81	20.3	53	0												
Completion Pct.					63.2	61.7	Irvin	2	84	42.0	49t	2												
Had Intercepted					7	13	Maxwell	2	23	11.5	21	0												
PUNTS/AVERAGE					62/43.4	83/43.7	Chancellor	1	52	52.0	52	0												
NET PUNTING AVG.					62/38.3	83/39.7	E. Thomas	1	47	47.0	47	0												
PENALTIES/YARDS					130/1009	70/613	Burley	1	24	24.0	24	0												
FUMBLES/BALL LOST					23/7	29/11	Hill	1	8	8.0	8	0												
TOUCHDOWNS					43	27	Simon	1	0	0.0	0	0												
Rushing					20	8	TEAM	13	319	24.5	53	2												
Passing					20	17	OPPONENTS	7	138	19.7	73	0												
Returns					3	2	* PUNTING	No.	Yds	Avg	Net	TB	In	Lg	B									
* SCORE BY PERIODS					Q1	Q2	Q3	Q4	OT	PTS	Ryan	61	2688	44.1	38.3	6	28	66	1					
TEAM					67	117	82	122	6	394	TEAM	62	2688	43.4	38.3	6	28	66	1					
OPPONENTS					57	87	43	67	0	254	OPPONENTS	83	3630	43.7	39.7	4	26	59	2					
* SCORING					TD-Ru-Pa-Rt	K-PAT	FG	S	PTS	* PUNT RETURNS	Ret	FC	Yds	Avg	Long	TD								
Hauschka					0	0	0	0	41/41	31/37	0	134	Walters	27	23	207	7.7	21	0					
Lynch					17	13	4	0		0	102	Baldwin	6	4	42	7.0	38	0						
Willson					6	6	0	0		0	36	E. Thomas	2	0	3	1.5	3	0						
Baldwin					3	0	3	0		0	18	Sherman	1	1	0	0.0	0	0						
Willson					3	0	3	0		0	18	TEAM	36	28	252	7.0	38	0						
Helfet					2	0	2	0		0	12	OPPONENTS	17	22	195	11.5	90t	1						
Irvin					2	0	0	2		0	12	* KICKOFF RETURNS	No.	Yds	Avg	Long	TD							
Lockette					2	0	2	0		0	12	Richardson	16	376	23.5	47	0							
Turbin					2	0	2	0		0	12	Harvin	12	283	23.6	46	0							
Coleman					1	0	1	0		0	6	Baldwin	5	81	16.2	24	0							
Harvin TM					1	1	0	0		0	6	Willson	3	37	12.3	20	0							
Kearse					1	0	1	0		0	6	Walters	2	43	21.5	27	0							
Moeaki					1	0	1	0		0	6	Helfet	1	0	0.0	0	0							
Morgan					1	0	0	1		0	6	TEAM	39	820	21.0	47	0							
Richardson					1	0	1	0		0	6	OPPONENTS	43	1035	24.1	75	0							
McDaniel					0	0	0	0		1	2	* FIELD GOALS	1-19	20-29	30-39	40-49	50+							
TEAM					43	20	20	3	41/41	31/37	1	394	Hauschka	0/	0	10/10	10/10	9/13	2/4					
OPPONENTS					27	8	17	2	25/25	21/24	1	254	TEAM	0/	0	10/10	10/10	9/13	2/4					
2-Pt Conv: TM 0-1, OPP 1-2															OPPONENTS	0/	0	8/	8	4/	4	6/	7	3/5
SACKS: Bennett 7, Irvin 6.5, Hill 5.5, Avril 5, K. Williams 3, Schofield 2, Wagner 2, Wright 2, Burley 1, King LG 1, King TM 1, Mebane 1, (group) 1, TM 37, OPP 42															Hauschka: (35G,20G)()(20G,46B,28G)(40G,43G)(33G,33G,48G)(24G,35G)(58G,29G)(34G,46N,30G,40G)(28G)(24G,27G)(27G,32G,52G,49B,40G)(21G,36G,35G,46G)(44G)(38G)(52N,50N,47N)(42G,45G)									
FUM/LOST: Wilson 11/0, Lynch 3/2, Harvin(TM) 2/1, Ryan 2/1, Michael 1/0, Richardson 1/0, Schilling 1/1, E. Thomas 1/1, Turbin 1/1															OPP: (23G)(50G,43G,28G)(24G)(27G)(42G,56G,31G)(52N)(31G,26G,46G)(48G,51N)(41G)(23G)(49N,23G)(40G)()()(27G,32G)(33G,52G)									
* PASSING					Att	Cmp	Yds	Cmp%	Yds/Att	TD	TD%	Int	Int%	Long	Sack/Lost	Rating								
Willson					452	285	3475	63.1	7.69	20	4.4	7	1.5	80t	42/	242	95.0							
Jackson					1	1	0	100.0	0.00	0	0.0	0	0.0	0	0/	0	79.2							
Kearse					1	1	17	100.0	17.00	0	0.0	0	0.0	17	0/	0	118.8							
TEAM					454	287	3492	63.2	7.69	20	4.4	7	1.5	80t	42/	242	95.1							
OPPONENTS					507	313	3204	61.7	6.32	17	3.4	13	2.6	60t	37/	234	80.4							

WON 2, LOST 14				* RUSHING		No.	Yds	Avg	Long	TD
09/07	L	14-20	Carolina	62,442	Martin	134	494	3.7	63	2
09/14	L	17-19	St. Louis	59,923	Rainey	94	406	4.3	31	1
09/18	L	14-56	at Atlanta	70,318	Sims	66	185	2.8	20	1
09/28	W	27-24	at Pittsburgh	62,910	McCown	25	127	5.1	16t	3
10/05	L	31-37	OT at New Orleans	73,004	Lane	3	58	19.3	54	0
10/12	L	17-48	Baltimore	60,041	Glennon	10	49	4.9	19	0
10/26	L	13-19	OT Minnesota	56,577	James	19	37	1.9	9	0
11/02	L	17-22	at Cleveland	67,431	Patton	1	19	19.0	19	0
11/09	L	17-27	Atlanta	57,751	Patton	1	19	19.0	19	0
11/16	W	27- 7	at Washington	77,442	Herron	1	0	0.0	0	0
11/23	L	13-21	at Chicago	61,109	TEAM	353	1375	3.9	63	7
11/30	L	13-14	Cincinnati	56,340	OPPONENTS	468	1819	3.9	57	15
12/07	L	17-34	at Detroit	61,489	* RECEIVING	No.	Yds	Avg	Long	TD
12/14	L	17-19	at Carolina	72,842	Jackson	70	1002	14.3	50	2
12/21	L	3-20	Green Bay	64,247	Evans	68	1051	15.5	56t	12
12/28	L	20-23	New Orleans	59,952	Rainey	33	315	9.5	34	1

TOTAL FIRST DOWNS		263	353	Myers	22	190	8.6	26	0
Rushing		72	103	Seferian-Jenkins	21	221	10.5	30	2
Passing		162	223	Sims	19	190	10.0	24	0
Penalty		29	27	Martin	13	64	4.9	20	0
3rd Down: Made/Att		76/203	93/213	Stocker	7	41	5.9	11	0
3rd Down Pct.		37.4	43.7	Herron	6	58	9.7	16	1
4th Down: Made/Att		4/12	5/9	Shepard	4	63	15.8	23	0
4th Down Pct.		33.3	55.6	Owusu	2	20	10.0	19t	1
POSSESSION AVG.		27:07	32:53	King	2	13	6.5	7	0
TOTAL NET YARDS		4672	5903	King	2	13	6.5	7	0
Avg. Per Game		292.0	368.9	Brate	1	17	17.0	17	0
Total Plays		936	1068	Lane	1	3	3.0	3	0
Avg. Per Play		5.0	5.5	James	1	-5	-5.0	-5	
NET YARDS RUSHING		1375	1819	TEAM	301	3623	12.0	56t	21
Avg. Per Game		85.9	113.7	OPPONENTS	387	4294	11.1	56t	28
Total Rushes		353	468	* INTERCEPTIONS	No.	Yds	Avg	Long	TD
NET YARDS PASSING		3297	4084	Banks	4	69	17.3	32	1
Avg. Per Game		206.1	255.3	Lansanah	3	60	20.0	33t	2
Sacked/Yards Lost		52/326	36/210	Verner	2	26	13.0	26	0
Gross Yards		3623	4294	McDonald	1	3	3.0	3	0
Att./Completions		531/301	564/387	Tandy	1	3	3.0	3	0
Completion Pct.		56.7	68.6	Dixon	1	0	0.0	0	0
Had Intercepted		20	14	McDougald	1	0	0.0	0	0
PUNTS/AVERAGE		79/39.9	64/44.2	L. Johnson	1	-6	-6.0	-6	0
NET PUNTING AVG.		79/37.1	64/37.5	TEAM	14	155	11.1	33t	3
PENALTIES/YARDS		118/939	106/935	OPPONENTS	20	191	9.6	54	1
FUMBLES/BALL LOST		29/13	25/11	* PUNTING	No.	Yds	Avg	Net	TB
TOUCHDOWNS		31	46	Koenen	78	3154	40.4	37.1	2
Rushing		7	15	TEAM	79	3154	39.9	37.1	2
Passing		21	28	OPPONENTS	64	2826	44.2	37.5	9
Returns		3	3	* PUNT RETURNS	Ret	FC	Yds	Avg	Long
* SCORE BY PERIODS		Q1	Q2	Q3	Q4	OT	PTS		
TEAM		43	80	52	102	0	277		
OPPONENTS		102	103	107	86	12	410		
* SCORING		TD-Ru-Pa-Rt	K-PAT	FG	S	PTS			
Murray		0	0	0	31/31	20/24	0	91	
Evans		12	0	12	0	0	72		
McCown		3	3	0	0	0	18		
Jackson		2	0	2	0	0	12		
Lansanah		2	0	0	2	0	12		
Martin		2	2	0	0	0	12		
Murphy		2	0	2	0	0	12		
Rainey		2	1	1	0	0	12		
Seferian-Jenkin		2	0	2	0	0	12		
Banks		1	0	0	1	0	6		
Herron		1	0	1	0	0	6		
Owusu		1	0	1	0	0	6		
Sims		1	1	0	0	0	6		
TEAM		31	7	21	3	31/31	20/24	0	277
OPPONENTS		46	15	28	3	41/41	29/39	2	410
2-Pt Conv: TM 0-0, OPP 1-3									
SACKS: McCoy 8.5, Smith LG 6.5, Smith TM 6.5,									
McDonald 5, M. Johnson 4, Spence 3,									
Gholston 2, Bowers 1.5, Lansanah 1.5,									
David 1, English 1, Solomon TM 1,									
Fatinikun 0.5, Fletcher 0.5, TM 36, OPP 52									
FUM/LOST: McCown 10/4, Rainey 3/3,									
Dietrich-Smith 2/1, Gilkey 2/0, Glennon 2/0,									
Sims 2/1, Thigpen(TM) 2/1, Barron(TM) 1/1,									
Holliday(TM) 1/0, Jackson 1/1, Murphy 1/0,									
Patton(TM) 1/0, Patton(LG) 1/0,									
Seferian-Jenkins 1/1									
* PASSING		Att	Cmp	Yds	Cmp%	Yds/Att	TD	TD%	Int
McCown		327	184	2206	56.3	6.75	11	3.4	14
Glennon		203	117	1417	57.6	6.98	10	4.9	6
Rainey		1	0	0	0.0	0.00	0	0.0	0
TEAM		531	301	3623	56.7	6.82	21	4.0	20
OPPONENTS		564	387	4294	68.6	7.61	28	5.0	14
								</	

WASHINGTON REDSKINS / WEEK 17 / THROUGH SUNDAY, DECEMBER 28, 2014

WON 4, LOST 12					* RUSHING					No.	Yds	Avg	Long	TD			
09/07 L 6-17	at Houston		71,770	Morris	265	1074	4.1	30	8								
09/14 W 41-10	Jacksonville		80,037	Helu	40	216	5.4	18	1								
09/21 L 34-37	at Philadelphia		69,596	Griffin III	38	176	4.6	23	1								
09/25 L 14-45	New York Giants		80,573	Redd	16	75	4.7	14t	1								
10/06 L 17-27	Seattle		79,522	McCoy	16	66	4.1	20	1								
10/12 L 20-30	at Arizona		61,139	Young	9	22	2.4	14	3								
10/19 W 19-17	Tennessee		75,227	Roberts	2	21	10.5	19	0								
10/27 W 20-17 OT	at Dallas		87,055	Cousins	7	20	2.9	12	0								
11/02 L 26-29	at Minnesota		52,252	Thompson	3	12	4.0	7	0								
11/16 L 7-27	Tampa Bay		77,442	D. Jackson	4	7	1.8	9	0								
11/23 L 13-17	at San Francisco		70,799	Way	1	2	2.0	2	0								
11/30 L 27-49	at Indianapolis		65,352	TEAM	401	1691	4.2	30	15								
12/07 L 0-24	St. Louis		71,120	OPPONENTS	420	1722	4.1	65t	11								
12/14 L 13-24	at New York Giants		77,628	* RECEIVING	No.	Yds	Avg	Long	TD								
12/20 W 27-24	Philadelphia		78,897	Garcon	68	752	11.1	70t	3								
12/28 L 17-44	Dallas		80,897	D. Jackson	56	1169	20.9	81t	6								
	Wash.	Opp.		Reed	50	465	9.3	30	0								
TOTAL FIRST DOWNS		318	307	Helu	42	477	11.4	55	2								
Rushing		88	77	Paul	39	507	13.0	50	1								
Passing		186	195	Roberts	36	453	12.6	61	2								
Penalty		44	35	Morris	17	155	9.1	26	0								
3rd Down: Made/Att		62/197	89/207	Paulsen	13	78	6.0	16t	1								
3rd Down Pct.		31.5	43.0	Young	11	81	7.4	20t	2								
4th Down: Made/Att		4/16	5/9	Moss	10	116	11.6	19	0								
4th Down Pct.		25.0	55.6	Redd	8	107	13.4	37	0								
POSSESSION AVG.		30:34	29:26	Grant	7	68	9.7	21	0								
TOTAL NET YARDS		5738	5696	Thompson	6	27	4.5	9t	1								
Avg. Per Game		358.6	356.0	A. Robinson TM	1	6	6.0	6	0								
Total Plays		1006	976	TEAM	364	4461	12.3	81t	18								
Avg. Per Play		5.7	5.8	OPPONENTS	345	4231	12.3	79t	35								
NET YARDS RUSHING		1691	1722	* INTERCEPTIONS	No.	Yds	Avg	Long	TD								
Avg. Per Game		105.7	107.6	Breeland	2	0	0.0	0	0								
Total Rushes		401	420	T. Robinson	1	14	14.0	14	0								
NET YARDS PASSING		4047	3974	Jeffcoat	1	9	9.0	9	0								
Avg. Per Game		252.9	248.4	Clark	1	8	8.0	8	0								
Sacked/Yards Lost		58/414	37/257	Ducres TM	1	7	7.0	7	0								
Gross Yards		4461	4231	K. Robinson	1	0	0.0	0	0								
Att./Completions		547/364	519/345	TEAM	7	38	5.4	14	0								
Completion Pct.		66.5	66.5	OPPONENTS	18	245	13.6	39	2								
Had Intercepted		18	7	* PUNTING	No.	Yds	Avg	Net	TB	In	Lg	B					
PUNTS/AVERAGE		78/46.9	80/44.0	Way	77	3659	47.5	40.0	7	22	77	1					
NET PUNTING AVG.		78/40.0	80/40.4	TEAM	78	3659	46.9	40.0	7	22	77	1					
PENALTIES/YARDS		120/1130	144/1164	OPPONENTS	80	3522	44.0	40.4	4	39	61	0					
FUMBLES/BALL LOST		31/13	26/12	* PUNT RETURNS	Ret	FC	Yds	Avg	Long	TD							
TOUCHDOWNS		33	53	Roberts	28	25	208	7.4	37	0							
Rushing		15	11	D. Jackson	1	2	0	0.0	0	0							
Passing		18	35	TEAM	29	27	208	7.2	37	0							
Returns		0	7	OPPONENTS	42	10	397	9.5	78t	1							
* SCORE BY PERIODS		Q1	Q2	Q3	Q4	OT	PTS	* KICKOFF RETURNS	No.	Yds	Avg	Long	TD				
TEAM		53	94	78	73	3	301	Roberts	30	710	23.7	45	0				
OPPONENTS		86	133	82	137	0	438	Ross LG	5	106	21.2	24	0				
* SCORING		TD-Ru-Pa-Rt	K-PAT	FG	S	PTS	Paul		2	36	18.0	20	0				
Forbath		0	0	0	0	31/32	24/27	0	103	Jordan	1	5	5.0	5	0		
Morris		8	8	0	0			0	48	Long	1	12	12.0	12	0		
D. Jackson		6	0	6	0			0	36	Paulsen	1	10	10.0	10	0		
Young		5	3	2	0			0	30	Young	1	10	10.0	10	0		
Garcon		3	0	3	0			0	18	TEAM	36	783	21.8	45	0		
Helu		3	1	2	0			0	18	OPPONENTS	43	1111	25.8	102t	1		
Roberts		2	0	2	0			0	12	* FIELD GOALS	1-19	20-29	30-39	40-49	50+		
Griffin III		1	1	0	0			0	6	Forbath	0/ 0	11/11	6/ 7	7/ 8	0/1		
McCoy		1	1	0	0			0	6	TEAM	0/ 0	11/11	6/ 7	7/ 8	0/1		
Paul		1	0	1	0			0	6	OPPONENTS	0/ 0	4/ 5	12/14	5/ 6	1/1		
Paulsen		1	0	1	0			0	6	Forbath: ( ) (36G,42G) (49G,44G,33N) ( ) (27G) (28G,							
Redd		1	1	0	0			0	6	43G) (31G,31G,27G,22G) (44G,40G) (36G,26G) (47N,50N)							
Thompson		1	0	1	0			0	6	(27G,46G) (25G,29G) ( ) (35G,38G) (25G,26G) (25G)							
TEAM		33	15	18	0	31/32	24/27	0	301	OPP: (42G) (36G) (38G,33G,51G) (29G) (40G,43G) (33G,							
OPPONENTS		53	11	35	7	50/51	22/26	0	438	49G,37G) (36G) (21G) ( ) (32G,38G) (41G) ( ) (28N,38N,							
2-Pt Conv: TM 0-1, OPP 2-2										34G) (32G) (34N,46N,22G) (36G,32G,23G)							
SACKS: Kerrigan 13.5, Hatcher 5.5, Kearse 3, Meriweather 3, Murphy 2.5, K. Robinson 2.5,																	
Riley 2, Baker 1, Cofield 1, Jeffcoat 1, Trev. Williams LG 1, Trev. Williams TM 1, Clark 0.5,																	
58 FUM/LOST: Griffin III 9/4, McCoy 6/1, Roberts 4/2, Cousins 2/2, Helu 2/1, Morris 2/0, Clar																	
1/1, Redd 1/0, Reed 1/1, Way 1/0																	
* PASSING		Att	Cmp	Yds	Cmp%	Yds/Att	TD	TD%	Int	Int%	Long	Sack/Lost	Rating				
Griffin III		214	147	1694	68.7	7.92	4	1.9	6	2.8	69t	33/ 227	86.9				
Cousins		204	126	1710	61.8	8.38	10	4.9	9	4.4	81t	8/ 70	86.4				
McCoy		128	91	1057	71.1	8.26	4	3.1	3	2.3	70t	17/ 117	96.4				
Garcon		1	0	0	0.0	0.00	0	0.0	0	0.0	---	0/ 0	39.6				
TEAM		547	364	4461	66.5	8.16	18	3.3	18	3.3	81t	58/ 414	88.8				
OPPONENTS		519	345	4231	66.5	8.15	35	6.7	7	1.3	79t	37/ 257	108.3				



TENNESSEE  
**TITANS**

**2014**  
**PLAY-BY-PLAYS**

## TITANS GET THE KIND OF START THEY NEEDED

**BY DAVID CLIMER  
THE TENNESSEAN  
SEPTEMBER 8, 2014**

### PAGE 1C

KANSAS CITY, Mo. — Let's all take a deep breath and try not to start hyperventilating just yet, but there is cause of optimism — be it guarded or wild-eyed — about the Titans.

Based on the 26-10 conquest of the Chiefs on Sunday afternoon, there is a different look and feel about this team. Things seem more organized. Motivation is not an issue. There is a shared purpose.

Frankly, that has not been the case at times in the past when there was talk about malcontents and cancers in the locker room. For one week, at least, all the Titans were pulling in the same direction.

"The difference right now is we're a team," veteran safety Michael Griffin said. "We cheer each other on. You see everybody high-fiving and encouraging each other. We all stayed together, and there have been times in the past when we weren't able to do that."

Even Ken Whisenhunt momentarily dropped his guard in the aftermath of a

a victory in his debut as Titans coach.

"It's big," he said. "I'm excited we won. It's always good to win the first game. I'm going to give you a cliché: You can't win 16 if you don't win the first one, right?"

With all due respect, I doubt the remaining members of the 1972 Dolphins are chilling the champagne in anticipation of the Titans' first loss of the season. That will come soon enough. Remember, this franchise is a combined 13-19 in the previous

two years and hasn't won a playoff game since 2003.

But for one day, the Titans looked like a team with a plan for how to win a game instead of a team that was trying not to lose. They turned a 10-3 halftime lead into a 23-3 advantage early in the fourth quarter by scoring on three of their first four possessions after intermission.

"It's a different feel," said tight end Delanie Walker, whose 5-yard touchdown reception in the second quarter gave the Titans a lead they never relinquished. "Last year, we always talked about finishing. We've got that attitude this year where we finish games."

At various points, the Titans faced adversity in the form of mental and/or physical mistakes but found ways to fight through those pressure points and maintain control against a team that went 11-5 last season.

As the game wore on, Arrowhead Stadium — normally one of the NFL's loudest venues — lost its buzz.

"One of the things that I heard from the players is they felt like we had a good plan and that we were going to attack — we were going to go after 'em," Whisenhunt said.

There are reasons to pump the brakes on the bandwagon. The Chiefs played minus two offensive starters — wide receiver Dwayne Bowe and tackle Donald Stephenson, who are under four-game NFL suspensions. By the third quarter, Chiefs linebacker Derrick Johnson and defensive end Mike DeVito were out with injuries.

Likewise, it should be noted that the Titans opened last season with a surprising 16-9 win at Pittsburgh and later went to 3-1 before things cratered, ending with a 7-9 record and the dismissal of coach Mike Munchak.

"It's one game," Whisenhunt cautioned. "We've got a long way to go."

But the Titans already have come a long way. After four poor performances from the starting defense in the preseason, the Titans grew fangs. They held Chiefs star running back Jamaal Charles to only 34 yards (19 on the ground, 15 on pass receptions).

"There were some things we did in the preseason that looked ugly, but in this game everybody came out and did their jobs," Griffin said. "Everybody rallied to the ball. We did a better job tackling."

Indeed, many of the Titans seem energized by a fresh start that includes Whisenhunt and new assistant coaches at several positions.

"I am excited about the progression of where we are going and the direction we are headed in," wide receiver Nate Washington said. "The leaders of this team understand the sense of urgency from the city and this organization to win some ballgames."

Defensive lineman Jurrell Casey referred to it as "a different team."

"When you go out on that field, you just feel a different vibe with these guys," he said. "Everybody's stepping up to the plate."

Yes, it's just one game. Much work remains. At some point this week, Whisenhunt will remind us all that this is a marathon, not a sprint.

But it's a start.

###



# National Football League Game Summary

NFL Copyright © 2014 by The National Football League. All rights reserved. This summary and play-by-play is for the express purpose of assisting media in their coverage of the game; any other use of this material is prohibited without the written permission of the National Football League. Updated: 12/16/2014

Date: Sunday, 9/7/2014 Tennessee Titans at Kansas City Chiefs Start Time: 12:02 PM CST  
at Arrowhead Stadium, Kansas City, MO

Game Day Weather  
Game Weather: Sunny Temp: 69° F (20.6° C) Humidity: 57%, Wind: East 7 mph  
Played Outdoor on Turf: Natural grass

Officials  
Referee: Torbert, Ronald (62) Umpire: Paganelli, Carl (124) Head Linesman: Howey, Jim (37)  
Line Judge: Steinkerchner, Mark (84) Side Judge: Edwards, Scott (3) Field Judge: Anderson, Barry (20)  
Back Judge: Yette, Greg (38) Replay Official: Spyksma, Bill ()

Tennessee Titans				Kansas City Chiefs			
Offense		Defense		Offense		Defense	
WR	85 N.Washington	DE	92 R.Pitoitua	WR	17 D.Avery	LDE	70 M.Devito
TE	84 T.Thompson	NT	94 S.Hill	LT	72 E.Fisher	NT	92 D.Poe
LT	71 M.Roos	DT	99 J.Casey	LG	75 M.McGlynn	RDE	97 A.Bailey
LG	67 A.Levitre	OLB	91 D.Morgan	C	61 R.Hudson	LOLB	50 J.Houston
C	62 B.Schwenke	ILB	59 W.Woodyard	RG	73 Z.Fulton	LILB	90 J.Mauga
RG	70 C.Warmack	ILB	55 Z.Brown	RT	71 J.Allen	RILB	56 D.Johnson
RT	72 M.Oher	OLB	95 K.Wimbley	WR	85 F.Hammond	ROLB	91 T.Hali
TE	82 D.Walker	CB	25 B.Wreh-Wilson	TE	80 A.Fasano	LCB	38 R.Parker
WR	13 K.Wright	SS	31 B.Pollard	QB	11 A.Smith	RCB	21 S.Smith
QB	10 J.Locker	FS	33 M.Griffin	RB	25 J.Charles	SS	29 E.Berry
RB	22 D.McCluster	CB	30 J.McCourty	FB	42 A.Sherman	FS	39 H.Abdullah

Substitutions Substitutions  
P 6 B.Kern, K 8 R.Succop, WR 15 J.Hunter, RB 20 B.Sankey, S 21 G.Wilson, RB 23 S.Greene, CB 24 C.Sensabaugh, DB 28 M.Huff, RB 29 L.Washington, CB 32 B.Harris, S 39 D.Stafford, RB 44 J.Battle, LS 48 B.Brinkley, LB 50 Z.Gooden, LB 53 Q.Groves, LB 54 A.Williamson, LB 58 S.Phillips, G 60 C.Spencer, T 77 T.Lewan, WR 80 D.Hagan, TE 88 C.Stevens, DL 96 A.Woods, DE 97 K.Klug P 2 D.Colquitt, K 5 C.Santos, WR 12 A.Wilson, WR 15 A.Jenkins, CB 20 C.Owens, RB 22 J.McKnight, CB 23 P.Gaines, S 24 K.McCray, RB 32 C.Gray, RB 34 K.Davis, LS 43 T.Gafford, S 49 D.Sorensen, LB 51 F.Zombo, LB 52 J.Johnson, LB 55 D.Ford, T 68 R.Harris, T 74 J.Linkenbach, TE 84 D.Harris, TE 87 T.Kelce, WR 88 J.Hemingway, LB/DE 95 J.Martin, DT 96 J.Howard, DE 99 V.Walker

Did Not Play Did Not Play  
QB 12 C.Whitehurst QB 10 C.Daniel  
Not Active Not Active  
QB 7 Z.Mettenberger, WR 11 T.Graham, WR 17 K.Durham, LB 56 A.Ayers, T 68 B.Stingily, DL 93 M.Martin, DL 98 D.Jones QB 7 A.Murray, RB/ST 13 D.Thomas, S 27 K.Coleman, CB 31 M.Cooper, C 64 E.Kush, OL 76 L.Duvernay-Tardif, DE 98 D.Square

Field Goals (made ( ) & missed)									
R.Succop		(36)	(31)	(46)	(47)	C.Santos		(35)	48LU
		1	2	3	4	OT	Total		
VISITOR:	Tennessee Titans	0	10	10	6	0	26		
HOME:	Kansas City Chiefs	0	3	0	7	0	10		

Scoring Plays								
Team	Qtr	Time	Play Description (Extra Point) (Drive Info)				Visitor	Home
Chiefs	2	13:35	C.Santos 35 yd. Field Goal (8-64, 4:18)				0	3
Titans	2	3:31	D.Walker 5 yd. pass from J.Locker (R.Succop kick) (11-62, 6:30)				7	3
Titans	2	0:03	R.Succop 36 yd. Field Goal (4-24, 0:25)				10	3
Titans	3	10:26	K.Wright 6 yd. pass from J.Locker (R.Succop kick) (9-80, 4:34)				17	3
Titans	3	2:46	R.Succop 31 yd. Field Goal (9-45, 3:45)				20	3
Titans	4	12:39	R.Succop 46 yd. Field Goal (7-16, 3:47)				23	3
Chiefs	4	10:09	A.Fasano 5 yd. pass from A.Smith (C.Santos kick) (10-83, 2:30)				23	10
Titans	4	4:50	R.Succop 47 yd. Field Goal (10-51, 5:19)				26	10
Paid Attendance: 73,569							Time: 3:22	

## Final Team Statistics

	Visitor Titans	Home Chiefs
<b>TOTAL FIRST DOWNS</b>	24	15
By Rushing	5	1
By Passing	18	11
By Penalty	1	3
<b>THIRD DOWN EFFICIENCY</b>	7-16-44%	1-12-8%
<b>FOURTH DOWN EFFICIENCY</b>	0-0-0%	1-2-50%
<b>TOTAL NET YARDS</b>	405	245
Total Offensive Plays (inc. times thrown passing)	75	56
Average gain per offensive play	5.4	4.4
<b>NET YARDS RUSHING</b>	162	67
Total Rushing Plays	38	17
Average gain per rushing play	4.3	3.9
Tackles for a loss-number and yards	1-1	1-2
<b>NET YARDS PASSING</b>	243	178
Times thrown - yards lost attempting to pass	4-23	4-24
Gross yards passing	266	202
<b>PASS ATTEMPTS-COMPLETIONS-HAD INTERCEPTED</b>	33-22-0	35-19-3
Avg gain per pass play (inc.# thrown passing)	6.6	4.6
<b>KICKOFFS Number-In End Zone-Touchbacks</b>	7-6-4	3-3-2
<b>PUNTS Number and Average</b>	6-50.7	5-42.6
Had Blocked	0	0
<b>FGs - PATs Had Blocked</b>	0-0	0-0
<b>Net Punting Average</b>	42.8	43.0
<b>TOTAL RETURN YARDAGE (Not Including Kickoffs)</b>	10	47
No. and Yards Punt Returns	1--2	4-47
No. and Yards Kickoff Returns	1-22	3-57
No. and Yards Interception Returns	3-12	0-0
<b>PENALTIES Number and Yards</b>	12-110	3-25
<b>FUMBLES Number and Lost</b>	1-0	0-0
<b>TOUCHDOWNS</b>	2	1
Rushing	0	0
Passing	2	1
<b>EXTRA POINTS Made-Attempts</b>	2-2	1-1
Kicking Made-Attempts	2-2	1-1
<b>FIELD GOALS Made-Attempts</b>	4-4	1-2
<b>RED ZONE EFFICIENCY</b>	2-4-50%	1-2-50%
<b>GOAL TO GO EFFICIENCY</b>	1-1-100%	1-1-100%
<b>SAFETIES</b>	0	0
<b>FINAL SCORE</b>	26	10
<b>TIME OF POSSESSION</b>	37:44	22:16

# Final Individual Statistics

## Tennessee Titans

RUSHING	ATT	YDS	AVG	LG	TD
S.Green	15	71	4.7	18	0
D.McCluster	9	29	3.2	7	0
B.Sankey	6	25	4.2	12	0
L.Washington	2	23	11.5	16	0
J.Locker	6	14	2.3	8	0
Total	38	162	4.3	18	0

PASSING	ATT	CMP	YDS	SK/YD	TD	LG	IN	RT
J.Locker	33	22	266	4/23	2	39	0	111.4
Total	33	22	266	4/23	2	39	0	111.4

PASS RECEIVING	TAR	REC	YDS	AVG	LG	TD
K.Wright	7	6	46	7.7	14	1
N.Washington	6	4	59	14.8	19	0
J.Hunter	8	3	63	21.0	39	0
D.Walker	4	3	37	12.3	17	1
T.Thompson	2	2	24	12.0	13	0
L.Washington	2	2	11	5.5	8	0
D.McCluster	2	1	17	17.0	17	0
D.Hagan	1	1	9	9.0	9	0
Total	32	22	266	12.1	39	2

INTERCEPTIONS	NO	YDS	AVG	LG	TD
J.McCourt	2	0	0.0	0	0
M.Griffin	1	12	12.0	12	0
Total	3	12	4.0	12	0

PUNTING	NO	YDS	AVG	NET	TB	IN20	LG
B.Kern	6	304	50.7	42.8	0	3	63
Total	6	304	50.7	42.8	0	3	63

PUNT RETURNS	NO	YDS	AVG	FC	LG	TD
D.McCluster	1	-2	-2.0	3	-2	0
[OUT OF BOUNDS]	1	0	0.0	0	0	0
Total	1	-2	-2.0	3	0	0

KICKOFF RETURNS	NO	YDS	AVG	FC	LG	TD
L.Washington	1	22	22.0	0	22	0
[TOUCHBACK]	2	0	0.0	0	0	0
Total	1	22	22.0	0	22	0

## Kansas City Chiefs

RUSHING	ATT	YDS	AVG	LG	TD
A.Smith	6	36	6.0	17	0
J.Charles	7	19	2.7	6	0
C.Gray	2	5	2.5	4	0
A.Sherman	1	4	4.0	4	0
K.Davis	1	3	3.0	3	0
Total	17	67	3.9	17	0

PASSING	ATT	CMP	YDS	SK/YD	TD	LG	IN	RT
A.Smith	35	19	202	4/24	1	27	3	45.2
Total	35	19	202	4/24	1	27	3	45.2

PASS RECEIVING	TAR	REC	YDS	AVG	LG	TD
D.Avery	13	7	84	12.0	25	0
J.Charles	4	4	15	3.8	14	0
T.Kelce	5	3	49	16.3	27	0
A.Fasano	6	3	29	9.7	18	1
F.Hammond	2	1	22	22.0	22	0
K.Davis	1	1	3	3.0	3	0
J.Hemingway	2	0	0	0.0	0	0
Total	33	19	202	10.6	27	1

INTERCEPTIONS	NO	YDS	AVG	LG	TD
Total	0	0	0	0	0

PUNTING	NO	YDS	AVG	NET	TB	IN20	LG
D.Colquitt	5	213	42.6	43.0	0	2	52
Total	5	213	42.6	43.0	0	2	52

PUNT RETURNS	NO	YDS	AVG	FC	LG	TD
F.Hammond	4	47	11.8	2	30	0
Total	4	47	11.8	2	30	0

KICKOFF RETURNS	NO	YDS	AVG	FC	LG	TD
K.Davis	2	57	28.5	0	32	0
C.Gray	1	0	0.0	0	0	0
[TOUCHBACK]	4	0	0.0	0	0	0
Total	3	57	19.0	0	32	0

## Tennessee Titans

FUMBLES	FUM	LOST	OWN-REC	YDS	TD	FORCED	OPP-REC	YDS	TD	OUT-BDS
L.Washington	1	0	0	0	0	0	0	0	0	0
C.Sensabaugh	0	0	1	0	0	0	0	0	0	0
Total	1	0	1	0	0	0	0	0	0	0

## Kansas City Chiefs

FUMBLES	FUM	LOST	OWN-REC	YDS	TD	FORCED	OPP-REC	YDS	TD	OUT-BDS
A.Sherman	0	0	0	0	0	1	0	0	0	0
Total	0	0	0	0	0	1	0	0	0	0

First Quarter

TEN wins the coin toss and elects to defer. KC elects to Receive, and TEN elects to defend the west goal.

R.Succop kicks 71 yards from TEN 35 to KC -6. K.Davis to KC 26 for 32 yards (D.Hagan).

Kansas City Chiefs at 15:00, (1st play from scrimmage 14:55)

1-10-KC 26	(14:55) J.Charles left tackle to KC 29 for 3 yards (R.Pitoitua).	
2-7-KC 29	(14:19) J.Charles up the middle to KC 35 for 6 yards (R.Pitoitua; J.Casey).	
3-1-KC 35	(13:41) A.Smith pass short left to J.Charles pushed ob at KC 49 for 14 yards (B.Pollard).	P1
<u>1-10-KC 49</u>	(13:10) (Shotgun) A.Smith pass short right to K.Davis to TEN 48 for 3 yards (D.Morgan).	
2-7-TEN 48	(12:23) (Shotgun) A.Sherman up the middle to TEN 44 for 4 yards (Z.Gooden).	
3-3-TEN 44	(11:42) (Shotgun) A.Smith sacked ob at TEN 47 for -3 yards (W.Woodyard).	
4-6-TEN 47	(11:14) D.Colquitt punts 37 yards to TEN 10, Center-T.Gafford, fair catch by D.McCluster.	

Tennessee Titans at 11:09

1-10-TEN 10	(11:09) <i>PENALTY on TEN-M.Roos, False Start, 5 yards, enforced at TEN 10 - No Play.</i>	
1-15-TEN 5	(11:09) D.McCluster up the middle to TEN 7 for 2 yards (D.Poe).	
2-13-TEN 7	(10:34) (Shotgun) J.Locker pass short right to D.McCluster pushed ob at TEN 24 for 17 yards (E.Berry).	P1
<u>1-10-TEN 24</u>	(10:15) S.Greene up the middle to TEN 32 for 8 yards (E.Berry).	
2-2-TEN 32	(9:38) (Shotgun) S.Greene up the middle to TEN 31 for -1 yards (D.Poe; M.Devito).	
3-3-TEN 31	(8:54) (Shotgun) J.Locker pass incomplete short left to J.Hunter [A.Bailey].	
4-3-TEN 31	(8:50) B.Kern punts 46 yards to KC 23, Center-B.Brinkley, fair catch by F.Hammond.	

Kansas City Chiefs at 8:42

1-10-KC 23	(8:42) (Shotgun) A.Smith pass incomplete short left to A.Fasano.	
2-10-KC 23	(8:38) (Shotgun) C.Gray up the middle to KC 24 for 1 yard (D.Morgan).	
3-9-KC 24	(8:02) A.Smith pass short right to A.Fasano to KC 30 for 6 yards (B.Pollard).	
4-3-KC 30	(7:19) D.Colquitt punts 50 yards to TEN 20, Center-T.Gafford. D.McCluster to TEN 18 for -2 yards (C.Owens).	

Tennessee Titans at 7:09

1-10-TEN 18	(7:09) (Shotgun) J.Locker pass short right to N.Washington to TEN 30 for 12 yards (H.Abdullah).	P2
<u>1-10-TEN 30</u>	(6:32) (Shotgun) D.McCluster right end to TEN 32 for 2 yards (R.Parker).	
2-8-TEN 32	(5:52) (Shotgun) J.Locker pass short left to K.Wright to TEN 44 for 12 yards (E.Berry).	P3
<u>1-10-TEN 44</u>	(5:14) S.Greene left guard to TEN 45 for 1 yard (D.Johnson).	
2-9-TEN 45	(4:37) (Shotgun) J.Locker sacked at TEN 35 for -10 yards (A.Bailey).	
3-19-TEN 35	(3:52) (Shotgun) J.Locker pass short left to L.Washington to TEN 38 for 3 yards (E.Berry).	
4-16-TEN 38	(3:13) B.Kern punts 45 yards to KC 17, Center-B.Brinkley. F.Hammond to KC 18 for 1 yard (B.Brinkley). <i>PENALTY on TEN-B.Brinkley, Ineligible Downfield Kick, 5 yards, enforced at TEN 38 - No Play.</i>	
4-21-TEN 33	(3:05) B.Kern punts 63 yards to KC 4, Center-B.Brinkley. F.Hammond to KC 19 for 15 yards (T.Thompson).	

Kansas City Chiefs at 2:53

1-10-KC 19	(2:53) J.Charles up the middle to KC 22 for 3 yards (A.Woods).	
2-7-KC 22	(2:14) A.Smith scrambles up the middle to KC 39 for 17 yards (B.Pollard).	R2
<u>1-10-KC 39</u>	(1:32) A.Smith pass deep right to D.Avery to TEN 44 for 17 yards (J.McCourty).	P3
<u>1-10-TEN 44</u>	(:52) A.Smith pass deep left to F.Hammond pushed ob at TEN 22 for 22 yards (B.Wreh-Wilson). <i>Penalty on TEN-B.Pollard, Illegal Contact, declined.</i>	P4
<u>1-10-TEN 22</u>	(:23) (Shotgun) A.Smith pass short right to D.Avery to TEN 18 for 4 yards (D.Morgan).	

END OF QUARTER

	Score	Time Poss	First Downs				Efficiencies	
			R	P	X	T	3 Down	4 Down
Tennessee Titans	0	6:43	0	3	0	3	0/2	0/0
Kansas City Chiefs	0	8:17	1	3	0	4	1/3	0/0

Second Quarter

9/7/2014

Play By Play

Kansas City Chiefs continued.

- 2-6-TEN 18 (15:00) (Shotgun) J.Charles left guard to TEN 15 for 3 yards (Z.Gooden).
- 3-3-TEN 15 (14:22) (Shotgun) *PENALTY on KC-D.Avery, False Start, 5 yards, enforced at TEN 15 - No Play.*
- 3-8-TEN 20 (14:22) (Shotgun) A.Smith scrambles up the middle to TEN 17 for 3 yards (S.Phillips).
- 4-5-TEN 17 (13:40) **C.Santos 35 yard field goal is GOOD, Center-T.Gafford, Holder-D.Colquitt.**

TEN 0 KC 3, 8 plays, 64 yards, 4:18 drive, 1:25 elapsed

C.Santos kicks 70 yards from KC 35 to TEN -5. L.Washington to TEN 22 for 27 yards (A.Sherman). FUMBLES (A.Sherman), recovered by TEN-C.Sensabaugh at TEN 17. C.Sensabaugh to TEN 17 for no gain (D.Sorensen).

Tennessee Titans at 13:35, (1st play from scrimmage 13:26)

- 1-10-TEN 17 (13:26) J.Locker pass incomplete short middle (M.Devito). Pass knocked down at line of scrimmage.
- 2-10-TEN 17 (13:20) D.McCluster up the middle to TEN 19 for 2 yards (D.Poe).
- 3-8-TEN 19 (12:40) (Shotgun) J.Locker pass incomplete short middle to N.Washington [E.Berry].
- 4-8-TEN 19 (12:36) B.Kern punts 42 yards to KC 39, Center-B.Brinkley, fair catch by F.Hammond.

Kansas City Chiefs at 12:28

- 1-10-KC 39 (12:28) J.Charles left end to KC 45 for 6 yards (M.Griffin).
- 2-4-KC 45 (11:48) A.Smith pass deep left to T.Kelce to TEN 28 for 27 yards (M.Griffin). P5
- 1-10-TEN 28 (11:00) A.Smith pass short right to J.Charles to TEN 30 for -2 yards (Z.Gooden).
- 2-12-TEN 30 (10:14) (Shotgun) A.Smith pass incomplete short right (R.Pitoitua). Pass knocked down at line of scrimmage.
- 3-12-TEN 30 (10:10) (Shotgun) A.Smith pass incomplete short middle to D.Avery [J.Casey].  
*Penalty on KC-A.Fasano, Offensive Pass Interference, declined.*
- 4-12-TEN 30 (10:05) C.Santos 48 yard field goal is No Good, Hit Left Upright, Center-T.Gafford, Holder-D.Colquitt.

Tennessee Titans at 10:01

- 1-10-TEN 38 (10:01) (Shotgun) J.Locker pass short right to K.Wright to TEN 41 for 3 yards (C.Owens).
- 2-7-TEN 41 (9:26) (Shotgun) J.Locker pass short right to N.Washington pushed ob at KC 43 for 16 yards (R.Parker). P4
- 1-10-KC 43 (9:00) (Shotgun) S.Greene right guard to KC 39 for 4 yards (J.Houston).
- 2-6-KC 39 (8:20) (No Huddle, Shotgun) J.Locker sacked at KC 41 for -2 yards (J.Houston).
- 3-8-KC 41 (7:34) (Shotgun) J.Locker pass short right to L.Washington pushed ob at KC 33 for 8 yards (D.Johnson). P5  
*Penalty on KC-A.Bailey, Illegal Use of Hands, declined.*
- 1-10-KC 33 (7:04) (Shotgun) J.Locker pass incomplete deep right to J.Hunter (R.Parker).
- 2-10-KC 33 (6:55) (Shotgun) J.Locker pass short middle to D.Walker to KC 16 for 17 yards (E.Berry). P6
- 1-10-KC 16 (6:10) S.Greene right guard to KC 11 for 5 yards (D.Johnson).
- 2-5-KC 11 (5:32) (Shotgun) J.Locker pass short right to J.Hunter to KC 2 for 9 yards (R.Parker). P7
- 1-2-KC 2 (4:43) (Run formation) *PENALTY on TEN-J.Locker, Delay of Game, 5 yards, enforced at KC 2 - No Play.*
- 1-7-KC 7 (4:16) (Shotgun) S.Greene up the middle to KC 5 for 2 yards (D.Johnson).
- 2-5-KC 5 (3:37) (Shotgun) **J.Locker pass short middle to D.Walker for 5 yards, TOUCHDOWN.** P8  
R.Succop extra point is GOOD, Center-B.Brinkley, Holder-B.Kern.

TEN 7 KC 3, 11 plays, 62 yards, 6:30 drive, 11:29 elapsed

R.Succop kicks 65 yards from TEN 35 to end zone, Touchback.

Kansas City Chiefs at 3:31

- 1-10-KC 20 (3:31) A.Smith pass incomplete deep middle to T.Kelce (D.Morgan).
- 2-10-KC 20 (3:26) (Shotgun) K.Davis right guard to KC 23 for 3 yards (S.Hill).
- 3-7-KC 23 (2:45) (Shotgun) A.Smith scrambles right end pushed ob at KC 26 for 3 yards (W.Woodyard).  
*PENALTY on TEN-S.Phillips, Unnecessary Roughness, 15 yards, enforced at KC 26.*  
*Penalty on TEN-D.Morgan, Defensive Holding, declined.* X6
- 1-10-KC 41 (2:21) (Shotgun) A.Smith scrambles up the middle to KC 46 for 5 yards (W.Woodyard).

Two-Minute Warning

- 2-5-KC 46 (2:00) (Shotgun) A.Smith pass incomplete short right. Pass intentionally thrown away.
- 3-5-KC 46 (1:54) (Shotgun) A.Smith sacked at KC 40 for -6 yards (C.Sensabaugh).  
Timeout #1 by TEN at 01:50.
- 4-11-KC 40 (1:50) D.Colquitt punts 30 yards to TEN 30, Center-T.Gafford, out of bounds.  
*PENALTY on TEN-T.Thompson, Offensive Holding, 10 yards, enforced at TEN 30.*

Tennessee Titans at 1:42



Tennessee Titans vs Kansas City Chiefs at Arrowhead Stadium

1-10-TEN 20	(1:42) (Shotgun) J.Locker pass incomplete short right to K.Wright.	
2-10-TEN 20	(1:38) (Shotgun) J.Locker scrambles left end pushed ob at TEN 21 for 1 yard (J.Johnson).	
3-9-TEN 21	(1:31) (Shotgun) J.Locker pass short middle to J.Hunter to TEN 36 for 15 yards (S.Smith).	P9
<u>1-10-TEN 36</u>	(1:03) (Shotgun) J.Locker pass incomplete short right to N.Washington.	
2-10-TEN 36	(1:00) (Shotgun) J.Locker sacked at TEN 26 for -10 yards (V.Walker). KC-D.Johnson was injured during the play. Timeout #1 by KC at 00:51.	
3-20-TEN 26	(:51) (Shotgun) L.Washington up the middle to TEN 42 for 16 yards (E.Berry). Timeout #2 by KC at 00:45.	
4-4-TEN 42	(:45) B.Kern punts 56 yards to KC 2, Center-B.Brinkley. F.Hammond ran ob at KC 2 for no gain.	

Kansas City Chiefs at 0:38

1-10-KC 2	(:38) A.Smith pass deep left intended for D.Avery INTERCEPTED by J.McCourty at KC 42. J.McCourty to KC 42 for no gain (D.Avery).
-----------	--

Tennessee Titans at 0:28

1-10-KC 42	(:28) (Shotgun) J.Locker pass short left to K.Wright ran ob at KC 28 for 14 yards.	P10
<u>1-10-KC 28</u>	(:22) (Shotgun) J.Locker scrambles right end to KC 26 for 2 yards (J.Mauga).	
2-8-KC 26	(:15) (Shotgun) J.Locker scrambles left end ran ob at KC 18 for 8 yards (S.Smith). Timeout #2 by TEN at 00:07.	R11
<u>1-10-KC 18</u>	(:07) <b>R.Succop 36 yard field goal is GOOD, Center-B.Brinkley, Holder-B.Kern.</b>	

TEN 10 KC 3, 4 plays, 24 yards, 0:25 drive, 14:57 elapsed

R.Succop kicks 38 yards from TEN 35 to KC 27. C.Gray (didn't try to advance) to KC 27 for no gain (D.Stafford).

END OF QUARTER

	Score	Time	First Downs				Efficiencies	
		Poss	R	P	X	T	3 Down	4 Down
Tennessee Titans	10	9:06	1	7	0	8	2/4	0/0
Kansas City Chiefs	3	5:54	0	1	1	2	0/4	0/0

9/7/2014 at Arrowhead Stadium

## First Half Summary

PERIOD SCORES		TIME OF POSSESSION
0 10 = 10	Titans	15:49
0 3 = 3	Chiefs	14:11

## - Scoring Plays

Team	Qtr	Time	Play Description (Extra Point) (Drive Info)	Visitor	Home
Chiefs	2	13:35	C.Santos 35 yd. Field Goal (8-64, 4:18)	0	3
Titans	2	3:31	D.Walker 5 yd. pass from J.Locker (R.Succop kick) (11-62, 6:30)	7	3
Titans	2	0:03	R.Succop 36 yd. Field Goal (4-24, 0:25)	10	3

	Tennessee Titans	Kansas City Chiefs
<b>TOTAL FIRST DOWNS</b>	11	6
First Downs Rushing-Passing-by Penalty	1 - 10 - 0	1 - 4 - 1
<b>THIRD DOWN EFFICIENCY</b>	2-6-33%	1-7-14%
<b>TOTAL NET YARDS</b>	161	139
Total Offensive Plays	34	28
<b>NET YARDS RUSHING</b>	52	57
<b>NET YARDS PASSING</b>	109	82
Gross Yards Passing	131	91
Times thrown-yards lost attempting to pass	3-22	2-9
<b>Pass Attempts-Completions-Had Intercepted</b>	18 - 12 - 0	14 - 8 - 1
<b>Punts-Number and Average</b>	4 - 51.8	3 - 39
<b>Penalties-Number and Yards</b>	5 - 40	1 - 5
<b>Fumbles-Number and Lost</b>	1 - 0	0 - 0
<b>Red Zone Efficiency</b>	1-2-50%	0-1-0%
<b>Average Drive Start</b>	TEN 27	KC 22

Tennessee Titans										Kansas City Chiefs																	
RUSHING						ATT	YDS	AVG	LG	TD	RUSHING						ATT	YDS	AVG	LG	TD						
S.Greene						6	19	3.2	8	0	A.Smith						4	28	7.0	17	0						
L.Washington						1	16	16.0	16	0	J.Charles						5	21	4.2	6	0						
J.Locker						3	11	3.7	8	0	A.Sherman						1	4	4.0	4	0						
D.McCluster						3	6	2.0	2	0	K.Davis						1	3	3.0	3	0						
											C.Gray						1	1	1.0	1	0						
Total						13	52	4.0	16	0	Total						12	57	4.8	17	0						
PASSING						ATT	CMP	YDS	SK/YD	TD	LG	IN	RT	PASSING						ATT	CMP	YDS	SK/YD	TD	LG	IN	RT
J.Locker						18	12	131	3/22	1	17	0	106.5	A.Smith						14	8	91	2/9	0	27	1	47.0
Total						18	12	131	3/22	1	17	0	106.5	Total						14	8	91	2/9	0	27	1	47.0
PASS RECEIVING						TAR	REC	YDS	AVG	LG	TD	PASS RECEIVING						TAR	REC	YDS	AVG	LG	TD				
K.Wright						4	3	29	9.7	14	0	D.Avery						4	2	21	10.5	17	0				
N.Washington						4	2	28	14.0	16	0	J.Charles						2	2	12	6.0	14	0				
J.Hunter						4	2	24	12.0	15	0	T.Kelce						2	1	27	27.0	27	0				
D.Walker						2	2	22	11.0	17	1	F.Hammond						1	1	22	22.0	22	0				
L.Washington						2	2	11	5.5	8	0	A.Fasano						2	1	6	6.0	6	0				
D.McCluster						1	1	17	17.0	17	0	K.Davis						1	1	3	3.0	3	0				
Total						17	12	131	10.9	17	1	Total						12	8	91	11.4	27	0				

[illegible]

9/7/2014 at Arrowhead Stadium

[illegible]

TEN elects to Receive, and KC elects to defend the East goal.

C.Santos kicks 65 yards from KC 35 to end zone, Touchback.

#### Tennessee Titans at 15:00

1-10-TEN 20	(15:00) (Shotgun) J.Locker pass deep right to J.Hunter to KC 41 for 39 yards (C.Owens).	P12
<u>1-10-KC 41</u>	(14:26) (No Huddle, Shotgun) D.McCluster up the middle to KC 34 for 7 yards (J.Johnson; E.Berry).	
2-3-KC 34	(13:54) (Shotgun) D.McCluster left tackle to KC 30 for 4 yards (H.Abdullah). KC-M.Devito was injured during the play.	R13
<u>1-10-KC 30</u>	(13:27) (Shotgun) D.McCluster up the middle to KC 27 for 3 yards (T.Hali).	
2-7-KC 27	(12:54) (No Huddle, Shotgun) D.McCluster up the middle to KC 21 for 6 yards (R.Parker).	
3-1-KC 21	(12:14) (Shotgun) J.Locker pass short left to K.Wright to KC 14 for 7 yards (R.Parker).	P14
<u>1-10-KC 14</u>	(11:36) (Shotgun) D.McCluster up the middle to KC 12 for 2 yards (D.Poe).	
2-8-KC 12	(10:58) (Shotgun) J.Locker scrambles left end pushed ob at KC 6 for 6 yards (S.Smith).	
	Timeout #1 by TEN at 10:31.	
3-2-KC 6	<b>(10:31) (Shotgun) J.Locker pass short right to K.Wright for 6 yards, TOUCHDOWN.</b>	P15
	R.Succop extra point is GOOD, Center-B.Brinkley, Holder-B.Kern.	

**TEN 17 KC 3, 9 plays, 80 yards, 4:34 drive, 4:34 elapsed**

R.Succop kicks 65 yards from TEN 35 to end zone, Touchback.

#### Kansas City Chiefs at 10:26

1-10-KC 20	(10:26) A.Smith pass short left to J.Charles pushed ob at KC 23 for 3 yards (Z.Gooden).	
2-7-KC 23	(9:59) (Shotgun) A.Smith pass short right to T.Kelce to KC 33 for 10 yards (M.Griffin).	P7
<u>1-10-KC 33</u>	(9:37) (Shotgun) A.Smith pass incomplete deep right to D.Avery.	
2-10-KC 33	(9:32) J.Charles left end to KC 33 for no gain (J.Casey).	
3-10-KC 33	(8:53) (Shotgun) A.Smith sacked at KC 26 for -7 yards (K.Klug).	
4-17-KC 26	(8:12) D.Colquitt punts 44 yards to TEN 30, Center-T.Gafford, fair catch by D.McCluster.	

#### Tennessee Titans at 8:03

1-10-TEN 30	(8:03) (Shotgun) B.Sankey up the middle to TEN 34 for 4 yards (J.Mauga).	
2-6-TEN 34	(7:34) (Shotgun) J.Locker pass incomplete deep left to J.Hunter (S.Smith).	
3-6-TEN 34	(7:29) (Shotgun) J.Locker sacked at TEN 33 for -1 yards (J.Houston).	
4-7-TEN 33	(6:50) B.Kern punts 55 yards to KC 12, Center-B.Brinkley. F.Hammond to KC 14 for 2 yards (Q.Groves).	

#### Kansas City Chiefs at 6:41

1-10-KC 14	(6:41) (Shotgun) A.Smith pass deep left intended for D.Avery INTERCEPTED by J.McCourty at TEN 43. J.McCourty pushed ob at KC 15 for 42 yards (J.Charles). The Replay Official challenged the runner was down by contact ruling, and the play was REVERSED. (Shotgun) A.Smith pass deep left intended for D.Avery INTERCEPTED by J.McCourty at TEN 43. J.McCourty to TEN 43 for no gain (D.Avery).	
------------	---	--

#### Tennessee Titans at 6:31

1-10-TEN 43	(6:31) J.Locker pass deep left to N.Washington to KC 38 for 19 yards (E.Berry).	P16
<u>1-10-KC 38</u>	(5:52) (Shotgun) J.Locker pass short right to T.Thompson pushed ob at KC 25 for 13 yards (J.Johnson).	P17
<u>1-10-KC 25</u>	(5:24) S.Greene up the middle to KC 20 for 5 yards (J.Mauga).	
2-5-KC 20	(4:48) (Shotgun) S.Greene up the middle to KC 16 for 4 yards (J.Mauga).	
3-1-KC 16	(4:16) S.Greene up the middle to KC 13 for 3 yards (E.Berry).	R18
<u>1-10-KC 13</u>	(3:43) S.Greene up the middle to KC 12 for 1 yard (H.Abdullah).	
2-9-KC 12	(3:00) (Shotgun) J.Locker pass incomplete short right to D.Walker (E.Berry) [H.Abdullah].	
3-9-KC 12	(2:54) (Shotgun) J.Locker pass incomplete short left to D.McCluster.	
4-9-KC 12	<b>(2:50) R.Succop 31 yard field goal is GOOD, Center-B.Brinkley, Holder-B.Kern.</b>	

**TEN 20 KC 3, 9 plays, 45 yards, 3:45 drive, 12:14 elapsed**

R.Succop kicks 65 yards from TEN 35 to end zone, Touchback.

#### Kansas City Chiefs at 2:46

1-10-KC 20	(2:46) A.Smith pass short left to D.Avery to KC 35 for 15 yards (J.McCourty).	P8
<u>1-10-KC 35</u>	(2:11) (Shotgun) A.Smith pass short left to D.Avery to KC 40 for 5 yards (J.McCourty).	
2-5-KC 40	(1:43) (No Huddle, Shotgun) A.Smith pass incomplete short right to F.Hammond.	
3-5-KC 40	(1:38) (Shotgun) A.Smith pass incomplete deep right to J.Hemingway.	
4-5-KC 40	(1:33) (Punt formation) Direct snap to C.Gray. C.Gray up the middle to KC 44 for 4 yards (D.Stafford).	

#### Tennessee Titans at 1:26

Tennessee Titans vs Kansas City Chiefs at Arrowhead Stadium

1-10-KC 44 (1:26) S.Greene up the middle to KC 42 for 2 yards (D.Poe).

2-8-KC 42 (:49) (Shotgun) J.Locker pass short left to K.Wright to KC 38 for 4 yards (E.Berry).

Timeout #2 by TEN at 00:09.

3-4-KC 38 (:09) (Shotgun) J.Locker pass short right to D.Walker to KC 23 for 15 yards (E.Berry).

P19

END OF QUARTER

	Score	Time Poss	First Downs				Efficiencies	
			R	P	X	T	3 Down	4 Down
Tennessee Titans	20	11:07	2	6	0	8	4/6	0/0
Kansas City Chiefs	3	3:53	0	2	0	2	0/2	0/1



## Fourth Quarter

Tennessee Titans continued.

<u>1-10-KC 23</u>	(15:00) S.Green up the middle to KC 20 for 3 yards (D.Poe). <i>PENALTY on TEN-C.Warmack, Offensive Holding, 10 yards, enforced at KC 23 - No Play.</i>
1-20-KC 33	(14:36) (Shotgun) D.McCluster up the middle to KC 32 for 1 yard (D.Poe).
2-19-KC 32	(13:55) (Shotgun) J.Locker scrambles up the middle pushed ob at KC 30 for 2 yards (H.Abdullah). <i>PENALTY on TEN-M.Roos, Offensive Holding, 10 yards, enforced at KC 32 - No Play.</i>
2-29-KC 42	(13:35) (Shotgun) J.Locker pass short right to D.Hagan to KC 33 for 9 yards (J.Mauga).
3-20-KC 33	(12:56) (Shotgun) J.Locker pass incomplete deep right to J.Hunter.
4-20-KC 33	(12:50) B.Kern punts 23 yards to KC 10, Center-B.Brinkley, fair catch by F.Hammond. <i>PENALTY on KC-D.Sorensen, Defensive Offside, 5 yards, enforced at KC 33 - No Play.</i>
4-15-KC 28	<b>(12:43) R.Succop 46 yard field goal is GOOD, Center-B.Brinkley, Holder-B.Kern.</b>

<b>TEN 23 KC 3, 7 plays, 16 yards, 1 penalty, 3:47 drive, 2:21 elapsed</b>
--

R.Succop kicks 73 yards from TEN 35 to KC -8. K.Davis to KC 17 for 25 yards (D.Stafford).

**Kansas City Chiefs at 12:39, (1st play from scrimmage 12:32)**

1-10-KC 17	(12:32) (Shotgun) A.Smith pass incomplete deep right to F.Hammond (B.Wreh-Wilson). <i>PENALTY on TEN-G.Wilson, Unnecessary Roughness, 15 yards, enforced at KC 17 - No Play.</i>	X9
<u>1-10-KC 32</u>	(12:26) (Shotgun) A.Smith pass deep right to D.Avery ran ob at TEN 43 for 25 yards [J.Casey].	P10
<u>1-10-TEN 43</u>	(12:13) J.Charles up the middle to TEN 45 for -2 yards (R.Pitoitua).	
2-12-TEN 45	(11:50) (No Huddle, Shotgun) A.Smith scrambles left end pushed ob at TEN 40 for 5 yards (W.Woodyard).	
3-7-TEN 40	(11:22) (Shotgun) A.Smith pass incomplete short left to J.Hemingway.	
4-7-TEN 40	(11:18) (Shotgun) A.Smith pass short middle to A.Fasano to TEN 22 for 18 yards (B.Pollard; M.Griffin).	P11
<u>1-10-TEN 22</u>	(10:44) (No Huddle, Shotgun) A.Smith pass incomplete short right to A.Fasano.	
2-10-TEN 22	(10:40) A.Smith pass short left to T.Kelce to TEN 10 for 12 yards (B.Pollard).	P12
<u>1-10-TEN 10</u>	(10:30) J.Charles left end to TEN 11 for -1 yards (B.Pollard). <i>Penalty on KC-R.Hudson, Offensive Holding, offsetting, enforced at TEN 10 - No Play.</i> <i>Penalty on TEN-B.Pollard, Horse Collar Tackle, offsetting.</i>	
1-10-TEN 10	(10:24) (Shotgun) A.Smith pass incomplete short middle to D.Avery (D.Morgan).	
2-10-TEN 10	(10:21) A.Smith pass incomplete short left to T.Kelce. <i>PENALTY on TEN-B.Wreh-Wilson, Taunting, 5 yards, enforced at TEN 10.</i>	X13
<u>1-5-TEN 5</u>	<b>(10:16) A.Smith pass short right to A.Fasano for 5 yards, TOUCHDOWN.</b> C.Santos extra point is GOOD, Center-T.Gafford, Holder-D.Colquitt.	P14

<b>TEN 23 KC 10, 10 plays, 83 yards, 2 penalties, 2:30 drive, 4:51 elapsed</b>
--

C.Santos kicks 65 yards from KC 35 to end zone, Touchback.

**Tennessee Titans at 10:09**

1-10-TEN 20	(10:09) B.Sankey up the middle to TEN 25 for 5 yards (E.Berry).	
2-5-TEN 25	<i>(10:09) (Run formation) PENALTY on TEN-C.Warmack, False Start, 5 yards, enforced at TEN 25 - No Play.</i>	
2-10-TEN 20	(9:13) J.Locker pass short middle to T.Thompson to TEN 31 for 11 yards (J.Mauga).	P20
<u>1-10-TEN 31</u>	(8:46) B.Sankey up the middle to TEN 32 for 1 yard (T.Hali).	
2-9-TEN 32	(8:06) J.Locker pass incomplete short right to J.Hunter.	
3-9-TEN 32	(8:02) (Shotgun) J.Locker pass short left to N.Washington pushed ob at TEN 44 for 12 yards (S.Smith) [J.Mauga]. <i>PENALTY on KC-J.Mauga, Roughing the Passer, 15 yards, enforced at TEN 44.</i> Timeout #3 by TEN at 07:39.	P21 X22
<u>1-10-KC 41</u>	(7:39) B.Sankey up the middle to KC 29 for 12 yards (E.Berry).	R23
<u>1-10-KC 29</u>	(6:55) B.Sankey up the middle to KC 25 for 4 yards (J.Mauga). <i>PENALTY on TEN-M.Oher, Offensive Holding, 10 yards, enforced at KC 29 - No Play.</i>	
1-20-KC 39	(6:30) B.Sankey up the middle to KC 39 for no gain (J.Mauga).	
2-20-KC 39	(5:49) (Shotgun) B.Sankey up the middle to KC 36 for 3 yards (A.Bailey).	
3-17-KC 36	(5:06) (Shotgun) L.Washington up the middle to KC 29 for 7 yards (E.Berry). Timeout #1 by KC at 04:54.	
4-10-KC 29	<b>(4:54) R.Succop 47 yard field goal is GOOD, Center-B.Brinkley, Holder-B.Kern.</b>	

<b>TEN 26 KC 10, 10 plays, 51 yards, 1 penalty, 5:19 drive, 10:10 elapsed</b>
---

Tennessee Titans vs Kansas City Chiefs at Arrowhead Stadium

R.Succop kicks 65 yards from TEN 35 to end zone, Touchback.

Kansas City Chiefs at 4:50

- 1-10-KC 20(4:50) (Shotgun) A.Smith sacked at KC 12 for -8 yards (S.Hill).  
Timeout #2 by KC at 04:20.
- 2-18-KC 12(4:20) (Shotgun) A.Smith scrambles right end pushed ob at KC 15 for 3 yards.
- 3-15-KC 15(4:13) (Shotgun) A.Smith pass short left to J.Charles to KC 15 for no gain (W.Woodyard).  
*Penalty on KC-F.Hammond, Illegal Formation, declined.*
- 4-15-KC 15(4:01) D.Colquitt punts 52 yards to TEN 33, Center-T.Gafford, fair catch by D.McCluster.

Tennessee Titans at 3:53

- 1-10-TEN 33(3:53) S.Greene up the middle to KC 49 for 18 yards (R.Parker).
- 1-10-KC 49(3:07) S.Greene up the middle to KC 46 for 3 yards (J.Mauga).  
Timeout #3 by KC at 03:00.
- 2-7-KC 46(2:58) S.Greene right end to KC 46 for no gain (J.Johnson).  
*PENALTY on TEN-T.Lewan, Face Mask (15 Yards), 15 yards, enforced at KC 46 - No Play.*
- 2-22-TEN 39(2:31) S.Greene up the middle to TEN 49 for 10 yards (E.Berry).
- 3-12-TEN 49(2:10) S.Greene up the middle to KC 45 for 6 yards (F.Zombo).

Two-Minute Warning

- 4-6-KC 45(2:00) B.Kern punts 42 yards to KC 3, Center-B.Brinkley. F.Hammond to KC 33 for 30 yards (T.Thompson).

Kansas City Chiefs at 1:47

- 1-10-KC 33(1:47) A.Smith pass short left to D.Avery to KC 45 for 12 yards (B.Wreh-Wilson).
- 1-10-KC 45(1:21) (No Huddle) A.Smith pass short left to D.Avery to TEN 49 for 6 yards (B.Wreh-Wilson).
- 2-4-TEN 49(1:16) (Shotgun) A.Smith pass incomplete deep left to A.Fasano.
- 3-4-TEN 49(1:11) A.Smith pass deep right intended for D.Avery INTERCEPTED by M.Griffin at TEN 30. M.Griffin to TEN 42 for 12 yards (R.Harris).

Tennessee Titans at 1:02

- 1-10-TEN 42(1:02) J.Locker kneels to TEN 40 for -2 yards.
- 2-12-TEN 40(:29) J.Locker kneels to TEN 39 for -1 yards.

END OF QUARTER

	Score	Time Poss	First Downs				Efficiencies	
			R	P	X	T	3 Down	4 Down
Tennessee Titans	26	10:48	2	2	1	5	1/4	0/0
Kansas City Chiefs	10	4:12	0	5	2	7	0/3	1/1

# Final Defensive Statistics

Tennessee Titans	Regular Defensive Plays												Special Teams					Misc			
	TKL	AST	COMB	SK	/ YDS	TFL	Q	IN	PD	FF	FR		TKL	AST	FF	FR	BL	TKL	AST	FF	FR
W.Woodyard	5	0	5	1	3	1	0	0	0	0	0		0	0	0	0	0	0	0	0	0
B.Pollard	4	1	5	0	0	0	0	0	0	0	0		0	0	0	0	0	0	0	0	0
Z.Gooden	4	0	4	0	0	1	0	0	0	0	0		0	0	0	0	0	0	0	0	0
M.Griffin	3	1	4	0	0	0	0	1	1	0	0		0	0	0	0	0	0	0	0	0
D.Morgan	3	0	3	0	0	0	0	0	2	0	0		0	0	0	0	0	0	0	0	0
J.McCourt	3	0	3	0	0	0	0	2	2	0	0		0	0	0	0	0	0	0	0	0
B.Wreh-Wilson	3	0	3	0	0	0	0	0	0	0	0		0	0	0	0	0	0	0	0	0
R.Pitoitua	2	1	3	0	0	1	0	0	1	0	0		0	0	0	0	0	0	0	0	0
S.Hill	2	0	2	1	8	1	1	0	0	0	0		0	0	0	0	0	0	0	0	0
J.Casey	1	1	2	0	0	0	2	0	0	0	0		0	0	0	0	0	0	0	0	0
C.Sensabaugh	1	0	1	1	6	1	1	0	0	0	0		0	0	0	1	0	0	0	0	0
K.Klug	1	0	1	1	7	1	1	0	0	0	0		0	0	0	0	0	0	0	0	0
D.Stafford	1	0	1	0	0	0	0	0	0	0	0		2	0	0	0	0	0	0	0	0
A.Woods	1	0	1	0	0	0	0	0	0	0	0		0	0	0	0	0	0	0	0	0
S.Phillips	1	0	1	0	0	0	0	0	0	0	0		0	0	0	0	0	0	0	0	0
T.Thompson	0	0	0	0	0	0	0	0	0	0	0		2	0	0	0	0	0	0	0	0
D.Hagan	0	0	0	0	0	0	0	0	0	0	0		1	0	0	0	0	0	0	0	0
Q.Groves	0	0	0	0	0	0	0	0	0	0	0		1	0	0	0	0	0	0	0	0
Total	35	4	39	4	24	6	5	3	6	0	0		6	0	0	1	0	0	0	0	0

TKL = Tackle AST = Assist COMB = Combined QH=QB Hit IN = Interception PD = Pass Defense FF = Forced Fumble FR = Fumble Recovery

Kansas City Chiefs	Regular Defensive Plays												Special Teams					Misc			
	TKL	AST	COMB	SK	/ YDS	TFL	QH	IN	PD	FF	FR		TKL	AST	FF	FR	BL	TKL	AST	FF	FR
E.Berry	14	1	15	0	0	0	1	0	1	0	0		0	0	0	0	0	0	0	0	0
J.Mauga	8	0	8	0	0	0	1	0	0	0	0		0	0	0	0	0	0	0	0	0
R.Parker	6	0	6	0	0	0	0	0	1	0	0		0	0	0	0	0	0	0	0	0
D.Poe	5	1	6	0	0	0	0	0	0	0	0		0	0	0	0	0	0	0	0	0
S.Smith	4	0	4	0	0	0	0	0	1	0	0		0	0	0	0	0	0	0	0	0
D.Johnson	4	0	4	0	0	0	0	0	0	0	0		0	0	0	0	0	0	0	0	0
J.Houston	3	0	3	2	3	2	2	0	0	0	0		0	0	0	0	0	0	0	0	0
H.Abdullah	3	0	3	0	0	0	1	0	0	0	0		0	0	0	0	0	0	0	0	0
J.Johnson	2	1	3	0	0	0	0	0	0	0	0		0	0	0	0	0	0	0	0	0
A.Bailey	2	0	2	1	10	1	2	0	0	0	0		0	0	0	0	0	0	0	0	0
C.Owens	2	0	2	0	0	0	0	0	0	0	0		1	0	0	0	0	0	0	0	0
T.Hali	2	0	2	0	0	0	0	0	0	0	0		0	0	0	0	0	0	0	0	0
V.Walker	1	0	1	1	10	1	1	0	0	0	0		0	0	0	0	0	0	0	0	0
F.Zombo	1	0	1	0	0	0	0	0	0	0	0		0	0	0	0	0	0	0	0	0
M.Devito	0	1	1	0	0	0	0	0	1	0	0		0	0	0	0	0	0	0	0	0
A.Sherman	0	0	0	0	0	0	0	0	0	0	0		1	0	1	0	0	0	0	0	0
D.Sorensen	0	0	0	0	0	0	0	0	0	0	0		1	0	0	0	0	0	0	0	0
D.Avery	0	0	0	0	0	0	0	0	0	0	0		0	0	0	0	0	2	0	0	0
R.Harris	0	0	0	0	0	0	0	0	0	0	0		0	0	0	0	0	1	0	0	0
Total	57	4	61	4	23	4	8	0	4	0	0		3	0	1	0	0	3	0	0	0

## Ball Possession And Drive Chart

## Tennessee Titans

#	Time Recd	Time Lost	Time Poss	How Ball Obtained	Drive Began	# Play	Yds Gain	Yds Pen	Net Yds	1st Down	Last Scrm	How Given Up
1	11:09	8:42	2:27	Punt	TEN 10	5	26	-5	21	1	TEN 31	Punt
2	7:09	2:53	4:16	Punt	TEN 18	6	20	-5	15	2	TEN 33	Punt
3	13:35	12:28	1:07	Kickoff	TEN 17	3	2	0	2	0	TEN 19	Punt
4	10:01	3:31	6:30	Missed FG	TEN 38	11	67	-5	62	5	* KC 5	Touchdown
5	1:42	0:38	1:04	Punt	TEN 20	6	22	0	22	1	TEN 42	Punt
6	0:28	0:03	0:25	Interception	KC 42	4	24	0	24	2	* KC 18	Field Goal
7	15:00	10:26	4:34	Kickoff	TEN 20	9	80	0	80	4	* KC 6	Touchdown
8	8:03	6:41	1:22	Punt	TEN 30	3	3	0	3	0	TEN 33	Punt
9	6:31	2:46	3:45	Interception	TEN 43	9	45	0	45	3	* KC 12	Field Goal
10	1:26	12:39	3:47	Downs	KC 44	7	31	-15	16	1	KC 28	Field Goal
11	10:09	4:50	5:19	Kickoff	TEN 20	10	51	0	51	4	KC 29	Field Goal
12	3:53	1:47	2:06	Punt	TEN 33	4	37	-15	22	1	KC 45	Punt
13	1:02	0:00	1:02	Interception	TEN 42	2	-3	0	-3	0	TEN 40	End of Game

(405) Average TEN 31

## Kansas City Chiefs

#	Time Recd	Time Lost	Time Poss	How Ball Obtained	Drive Began	# Play	Yds Gain	Yds Pen	Net Yds	1st Down	Last Scrm	How Given Up
1	15:00	11:09	3:51	Kickoff	KC 26	6	27	0	27	1	TEN 47	Punt
2	8:42	7:09	1:33	Punt	KC 23	3	7	0	7	0	KC 30	Punt
3	2:53	13:35	4:18	Punt	KC 19	8	69	-5	64	3	* TEN 17	Field Goal
4	12:28	10:01	2:27	Punt	KC 39	6	31	0	31	1	TEN 30	Missed FG
5	3:31	1:42	1:49	Kickoff	KC 20	6	5	15	20	1	KC 40	Punt
6	0:38	0:28	0:10	Punt	KC 2	1	0	0	0	0	KC 2	Interception
7	0:03	0:00	0:03	Kickoff		0	0	0	0	0		End of Half
8	10:26	8:03	2:23	Kickoff	KC 20	5	6	0	6	1	KC 26	Punt
9	6:41	6:31	0:10	Punt	KC 14	1	0	0	0	0	KC 14	Interception
10	2:46	1:26	1:20	Kickoff	KC 20	5	24	0	24	1	KC 40	Downs
11	12:39	10:09	2:30	Kickoff	KC 17	10	63	20	83	6	* TEN 5	Touchdown
12	4:50	3:53	0:57	Kickoff	KC 20	3	-5	0	-5	0	KC 15	Punt
13	1:47	1:02	0:45	Punt	KC 33	4	18	0	18	1	TEN 49	Interception

(253) Average KC 21

\* inside opponent's 20

## Time of Possession by Quarter

	1st	2nd	3rd	4th	OT	Total
Visitor Tennessee Titans	6:43	9:06	11:07	10:48		37:44
Home Kansas City Chiefs	8:17	5:54	3:53	4:12		22:16

## Kickoff Drive No.-Start Average

Titans: 3 - TEN 19

Chiefs: 6 - KC 20

# Miscellaneous Statistics Report

Tennessee Titans vs Kansas City Chiefs  
9/7/2014 at Arrowhead Stadium

## Ten Longest Plays for Tennessee Titans

Yards	Qtr	Play Start	Play Description
39	3	1-10-TEN 20	(15:00) (Shotgun) J.Locker pass deep right to J.Hunter to KC 41 for 39 yards (C.Owens).
27	4	3-9-TEN 32	(8:02) (Shotgun) J.Locker pass short left to N.Washington pushed ob at TEN 44 for 12 yards (S.Smith) [J.Mauga]. PENALTY on KC-J.Mauga, Roughing the Passer, 15 yards, enforced at TEN 44.
19	3	1-10-TEN 43	(6:31) J.Locker pass deep left to N.Washington to KC 38 for 19 yards (E.Berry).
18	4	1-10-TEN 33	(3:53) S.Greene up the middle to KC 49 for 18 yards (R.Parker).
17	1	2-13-TEN 7	(10:34) (Shotgun) J.Locker pass short right to D.McCluster pushed ob at TEN 24 for 17 yards (E.Berry).
17	2	2-10-KC 33	(6:55) (Shotgun) J.Locker pass short middle to D.Walker to KC 16 for 17 yards (E.Berry).
16	2	2-7-TEN 41	(9:26) (Shotgun) J.Locker pass short right to N.Washington pushed ob at KC 43 for 16 yards (R.Parker).
16	2	3-20-TEN 26	(:51) (Shotgun) L.Washington up the middle to TEN 42 for 16 yards (E.Berry).
15	2	3-9-TEN 21	(1:31) (Shotgun) J.Locker pass short middle to J.Hunter to TEN 36 for 15 yards (S.Smith).
15	3	3-4-KC 38	(:09) (Shotgun) J.Locker pass short right to D.Walker to KC 23 for 15 yards (E.Berry).

## Ten Longest Plays for Kansas City Chiefs

Yards	Qtr	Play Start	Play Description
27	2	2-4-KC 45	(11:48) A.Smith pass deep left to T.Kelce to TEN 28 for 27 yards (M.Griffin).
25	4	1-10-KC 32	(12:26) (Shotgun) A.Smith pass deep right to D.Avery ran ob at TEN 43 for 25 yards [J.Casey].
22	1	1-10-TEN 44	(:52) A.Smith pass deep left to F.Hammond pushed ob at TEN 22 for 22 yards (B.Wreh-Wilson).
18	2	3-7-KC 23	(2:45) (Shotgun) A.Smith scrambles right end pushed ob at KC 26 for 3 yards (W.Woodyard).
18	4	4-7-TEN 40	(11:18) (Shotgun) A.Smith pass short middle to A.Fasano to TEN 22 for 18 yards (B.Pollard; M.Griffin).
17	1	2-7-KC 22	(2:14) A.Smith scrambles up the middle to KC 39 for 17 yards (B.Pollard).
17	1	1-10-KC 39	(1:32) A.Smith pass deep right to D.Avery to TEN 44 for 17 yards (J.McCourty).
15	3	1-10-KC 20	(2:46) A.Smith pass short left to D.Avery to KC 35 for 15 yards (J.McCourty).
14	1	3-1-KC 35	(13:41) A.Smith pass short left to J.Charles pushed ob at KC 49 for 14 yards (B.Pollard).
12	4	2-10-TEN 22	(10:40) A.Smith pass short left to T.Kelce to TEN 10 for 12 yards (B.Pollard).

## Touchdown Scoring Information

		Offense	Defense	Special Teams
VISITOR	Tennessee Titans	2	0	0
HOME	Kansas City Chiefs	1	0	0

## Player Scoring Information

Club	Player	TD	Rush TD	Rec TD	KO TD	Punt TD	Int TD	Fum TD	Misc TD	FG	XP	2Pt Rush	2Pt Rec	Sfty	Points
TEN	R.Succop	0	0	0	0	0	0	0	0	4	2	0	0	0	14
TEN	D.Walker	0	0	1	0	0	0	0	0	0	0	0	0	0	6
TEN	K.Wright	0	0	1	0	0	0	0	0	0	0	0	0	0	6
KC	A.Fasano	0	0	1	0	0	0	0	0	0	0	0	0	0	6
KC	C.Santos	0	0	0	0	0	0	0	0	1	1	0	0	0	4

## Possession Detail

	First Half		Second Half		Game	
	Visitor	Home	Visitor	Home	Visitor	Home
Largest Lead	7	3	20	0	20	3
Drives Leading	2	1	7	0	9	1
Time of Possession Leading	1:29	2:27	21:55	0:00	23:24	2:27
Largest Deficit	-3	-7	0	-20	-3	-20
Drives Trailing	2	3	0	6	2	9
Time of Possession Trailing	7:37	2:02	0:00	8:05	7:37	10:07
Times Score Tied Up		0		0		0
Lead Changes		2		0		2



# Playtime Percentage

*Percent of playtime per player on offense, defense and special teams*

Tennessee Titans							Kansas City Chiefs								
		Offense		Defense		Special Teams				Offense		Defense		Special Teams	
C Warmack	G	79	100%			6	18%	R Hudson	C	57	100%			3	9%
M Oher	T	79	100%					Z Fulton	G	57	100%			3	9%
A Levitre	G	79	100%					A Smith	QB	57	100%				
J Locker	QB	79	100%					M McGlynn	G	57	100%				
B Schwenke	C	78	99%			6	18%	E Fisher	T	56	98%			3	9%
N Washington	WR	75	95%					D Avery	WR	55	96%				
M Roos	T	72	91%			6	18%	F Hammond	WR	54	95%			8	24%
K Wright	WR	62	78%					J Charles	RB	54	95%				
D Walker	TE	61	77%			1	3%	A Fasano	TE	52	91%				
J Hunter	WR	52	66%					J Allen	G	39	68%			2	6%
S Greene	RB	32	41%					J Hemingway	WR	33	58%			21	64%
T Thompson	TE	23	29%			28	85%	T Kelce	TE	18	32%			3	9%
C Stevens	TE	21	27%			6	18%	R Harris	T	18	32%			3	9%
D McCluster	RB	19	24%			6	18%	A Jenkins	WR	7	12%			6	18%
L Washington	RB	18	23%			3	9%	A Sherman	FB	6	11%			16	48%
J Battle	TE	17	22%			22	67%	K Davis	RB	5	9%			7	21%
B Sankey	RB	10	13%					C Gray	RB	1	2%			24	73%
T Lewan	T	7	9%			6	18%	J Linkenbach	G	1	2%			3	9%
D Hagan	WR	5	6%			16	48%	H Abdullah	FS			79	100%	13	39%
C Spencer	G	1	1%			6	18%	S Smith	CB			79	100%		
B Wreh-Wilson	CB			57	100%	14	42%	T Hali	LB			79	100%		
B Pollard	SS			57	100%	5	15%	E Berry	SS			79	100%		
W Woodyard	LB			57	100%	5	15%	J Houston	LB			79	100%		
J McCourty	CB			57	100%	5	15%	D Poe	NT			78	99%	6	18%
M Griffin	FS			57	100%	3	9%	R Parker	CB			76	96%	6	18%
D Morgan	LB			53	93%	5	15%	J Mauga	LB			56	71%	12	36%
J Casey	DT			45	79%	4	12%	A Bailey	DE			56	71%	9	27%
C Sensabaugh	CB			39	68%	17	52%	C Owens	CB			50	63%	22	67%
G Wilson	FS			31	54%	14	42%	J Johnson	LB			49	62%	28	85%
K Wimbley	LB			31	54%	5	15%	D Johnson	LB			30	38%	1	3%
S Hill	NT			29	51%	4	12%	M Devito	DE			26	33%	2	6%
S Phillips	LB			27	47%			J Howard	DE			24	30%	4	12%
R Pitoitua	DE			25	44%	5	15%	D Sorensen	SS			19	24%	24	73%
Z Gooden	LB			22	39%	22	67%	F Zombo	LB			3	4%	30	91%
K Klug	DT			22	39%	9	27%	K McCray	FS			3	4%	22	67%
A Woods	NT			11	19%	3	9%	D Ford	LB			3	4%	1	3%
Z Brown	LB			4	7%			V Walker	DE			1	1%		
Q Groves	LB			3	5%	22	67%	J Martin	LB					30	91%
D Stafford	SS					22	67%	D Harris	TE					14	42%
M Huff	CB					22	67%	P Gaines	CB					11	33%
A Williamson	LB					22	67%	D Colquitt	P					9	27%
B Brinkley	LS					14	42%	T Gafford	LS					9	27%
B Kern	P					14	42%	C Santos	K					6	18%
R Succop	K					13	39%	A Wilson	WR					1	3%
B Harris	CB					2	6%	J McKnight	RB					1	3%

# 2014 TENNESSEE TITANS SEASON STATISTICS

Won 1, Lost 0

Date	W-L	Score	OT	Opponent	Attendance
09/07	W	26-10		Kansas City	73,569*
09/14				Dallas	
09/21				at Cincinnati	
09/28				at Indianapolis	
10/05				Cleveland	
10/12				Jacksonville	
10/19				at Washington	
10/26				Houston	
11/09				at Baltimore	
11/17				Pittsburgh	
11/23				at Philadelphia	
11/30				at Houston	
12/07				New York Giants	
12/14				New York Jets	
12/18				at Jacksonville	
12/28				Indianapolis	

\* Sellout

Statistic	Tenn.	Opp.
<b>Total First Downs</b>	<b>24</b>	<b>15</b>
Rushing	5	1
Passing	18	11
Penalty	1	3
3rd Down: Made/Att	7/16	1/12
3rd Down Pct.	43.8	8.3
4th Down: Made/Att	0/0	1/2
4th Down Pct.	0.0	50.0
<b>Possession Avg.</b>	<b>37:44</b>	<b>22:16</b>
<b>Total Net Yards</b>	<b>405</b>	<b>245</b>
Avg. Per Game	405.0	245.0
Total Plays	75	56
Avg. Per Play	5.4	4.4
<b>Net Yards Rushing</b>	<b>162</b>	<b>67</b>
Avg. Per Game	162.0	67.0
Total Rushes	38	17
<b>Net Yards Passing</b>	<b>243</b>	<b>178</b>
Avg. Per Game	243.0	178.0
Sacked/Yards Lost	4/23	4/24
Gross Yards	266	202
Att./Completions	33/22	35/19
Completion Pct.	66.7	54.3
Had Intercepted	0	3
<b>Punts/Average</b>	<b>6/50.7</b>	<b>5/42.6</b>
<b>Net Punting Avg.</b>	<b>6/42.8</b>	<b>5/43.0</b>
<b>Penalties/Yards</b>	<b>12/110</b>	<b>3/25</b>
<b>Fumbles/Ball Lost</b>	<b>1/0</b>	<b>0/0</b>
<b>Touchdowns</b>	<b>2</b>	<b>1</b>
Rushing	0	0
Passing	2	1
Returns	0	0

Score By Periods	Q1	Q2	Q3	Q4	OT	PTS
Team	0	10	10	6	0	26
Opponents	0	3	0	7	0	10

Scoring	TD	Rush	Rec	Ret	K-PAT	FG	S	PTS
Succop	0	0	0	0	2/2	4/4	0	14
Del. Walker	1	0	1	0			0	6
K. Wright	1	0	1	0			0	6
<b>Team</b>	<b>2</b>	<b>0</b>	<b>2</b>	<b>0</b>	<b>2/2</b>	<b>4/4</b>	<b>0</b>	<b>26</b>
<b>Opponents</b>	<b>1</b>	<b>0</b>	<b>1</b>	<b>0</b>	<b>1/1</b>	<b>1/2</b>	<b>0</b>	<b>10</b>

2-Pt Conv: **TM 0-0, OPP 0-0**

**Sacks:** Hill 1, Klug 1, Sensabaugh 1, Woodyard 1, **TM 4, OPP 4**  
**FUM/Lost:** L. Washington 1/0

Passing	Att	Cmp	Yds	Cmp%	Yds/Att	TD	TD%	Int	Int%	Long	Sack/Lost	Rating
Locker	33	22	266	66.7	8.06	2	6.1	0	0.0	39	4/23	111.4
<b>Team</b>	<b>33</b>	<b>22</b>	<b>266</b>	<b>66.7</b>	<b>8.06</b>	<b>2</b>	<b>6.1</b>	<b>0</b>	<b>0.0</b>	<b>39</b>	<b>4/23</b>	<b>111.4</b>
<b>Opponents</b>	<b>35</b>	<b>19</b>	<b>202</b>	<b>54.3</b>	<b>5.77</b>	<b>1</b>	<b>2.9</b>	<b>3</b>	<b>8.6</b>	<b>27</b>	<b>4/24</b>	<b>45.2</b>

Rushing	No.	Yds	Avg	Long	TD
Greene	15	71	4.7	18	0
McCluster	9	29	3.2	7	0
Sankey	6	25	4.2	12	0
L. Washington	2	23	11.5	16	0
Locker	6	14	2.3	8	0
<b>Team</b>	<b>38</b>	<b>162</b>	<b>4.3</b>	<b>18</b>	<b>0</b>
<b>Opponents</b>	<b>17</b>	<b>67</b>	<b>3.9</b>	<b>17</b>	<b>0</b>

Receiving	No.	Yds	Avg	Long	TD
K. Wright	6	46	7.7	14	1
N. Washington	4	59	14.8	19	0
Hunter	3	63	21.0	39	0
Del. Walker	3	37	12.3	17	1
Thompson	2	24	12.0	13	0
L. Washington	2	11	5.5	8	0
McCluster	1	17	17.0	17	0
Hagan	1	9	9.0	9	0
<b>Team</b>	<b>22</b>	<b>266</b>	<b>12.1</b>	<b>39</b>	<b>2</b>
<b>Opponents</b>	<b>19</b>	<b>202</b>	<b>10.6</b>	<b>27</b>	<b>1</b>

Interceptions	No.	Yds	Avg	Long	TD
McCourty	2	0	0.0	0	0
Griffin	1	12	12.0	12	0
<b>Team</b>	<b>3</b>	<b>12</b>	<b>4.0</b>	<b>12</b>	<b>0</b>
<b>Opponents</b>	<b>0</b>	<b>0</b>	<b>---</b>	<b>---</b>	<b>0</b>

Punting	No.	Yds	Avg	Net	TB	In	Lg	B
Kern	6	304	50.7	42.8	0	3	63	0
<b>Team</b>	<b>6</b>	<b>304</b>	<b>50.7</b>	<b>42.8</b>	<b>0</b>	<b>3</b>	<b>63</b>	<b>0</b>
<b>Opponents</b>	<b>5</b>	<b>213</b>	<b>42.6</b>	<b>43.0</b>	<b>0</b>	<b>2</b>	<b>52</b>	<b>0</b>

Punt Returns	Ret	FC	Yds	Avg	Long	TD
McCluster	1	3	-2	-2.0	-2	0
<b>Team</b>	<b>1</b>	<b>3</b>	<b>-2</b>	<b>-2.0</b>	<b>-2</b>	<b>0</b>
<b>Opponents</b>	<b>4</b>	<b>2</b>	<b>47</b>	<b>11.8</b>	<b>30</b>	<b>0</b>

Kickoff Returns	No.	Yds	Avg	Long	TD
L. Washington	1	22	22.0	22	0
<b>Team</b>	<b>1</b>	<b>22</b>	<b>22.0</b>	<b>22</b>	<b>0</b>
<b>Opponents</b>	<b>3</b>	<b>57</b>	<b>19.0</b>	<b>32</b>	<b>0</b>

Field Goals	1-19	20-29	30-39	40-49	50+
Succop	0/0	0/0	2/2	2/2	0/0
<b>Team</b>	<b>0/0</b>	<b>0/0</b>	<b>2/2</b>	<b>2/2</b>	<b>0/0</b>
<b>Opponents</b>	<b>0/0</b>	<b>0/0</b>	<b>1/1</b>	<b>0/1</b>	<b>0/0</b>

Succop: (36G,31G,46G,47G)

OPP: (35G,48N)

## TITANS REVERSE FORTUNES IN 26-10 LOSS TO COWBOYS

**BY JIM WYATT**  
**THE TENNESSEAN**  
**SEPTEMBER 15, 2014**

### PAGE 1C

The Cowboys showed up at LP Field on Sunday, and the Titans played dead.

The offense that showed so much promise last week looked like a lie. By the time quarterback Jake Locker found his game, it was too late.

The defense that looked so stout last week was a pushover. The Cowboys had their way from the very beginning.

One of the most anticipated home openers in years for the Titans turned into a major disappointment and a 26-10 defeat.

"We talk about consistency, and then we came out here and we were anything but consistent," defensive lineman Jurrell Casey said. "It's frustrating. We played one of the worst games we've played since I've been here. We didn't have that oomph.

"We came into this game expecting to win, and we let them do what they do. We have to play smart ball; we played too much dumb ball out there."

The Cowboys were coming off a miserable <JU>performance against the 49ers last week, while the Titans were coming off an upset of the Chiefs. Hopeful of their first 2-0 start since 2008 — the last time they went to the playoffs — the Titans are now in danger of a 1-3 start.

Their next two games are on the road, against the Bengals and Colts. They're 1-1 against the Bengals since 2008, but have lost 10 of their past 11 meetings with the Colts.

"We're better than this," linebacker Derrick Morgan said. "This has to stop. We can't fall into that pattern of being lukewarm, being average. It's been like that since I've been here, and I'm tired of it. We have to critique ourselves and get things fixed."

Three areas where the Titans were dramatically different from Week 1:

Locker. Against the Chiefs, he had a 66.7 completion percentage, a 111.4 rating, two touchdowns and no interceptions. Against the Cowboys, his completion rate was 52.9 and his rating 60.2, and he threw two interceptions along with a touchdown.

Locker's misfires ended several drives. He was 4-of-12 for 26 yards in the first half, when his passer rating was a measly 7.6. The Titans trailed 16-0 at the break.

"Had some guys open and missed them and couldn't get drives going," he said.

Run defense. The Chiefs gained 67 rushing yards last week, with running back Jamaal Charles limited to 19 on seven carries. The Cowboys finished with 220 against the sloppy-tackling Titans, with DeMarco Murray gashing them for 167 and a touchdown at 5.8 yards a carry.

"That's the most frustrating part about it," safety George Wilson said. "Last week we take out one of the top backs in the NFL, don't let him get anything, and then we come out today don't get the job done."

Time of possession. The Chiefs were 1-of-12 on third down last week. The Cowboys were 9-of-16 this week, with 26 first downs to 13 for the Titans. Last week the Titans had the ball for almost 38 minutes; this week they had it for less than 19.

Coach Ken Whisenhunt all but apologized to the home crowd, while safety Bernard Pollard said

he was sickened to hear the sizeable contingent of Cowboys' fans celebrating in the closing minutes.

"I don't want to say we got on a high horse, but we didn't play disciplined," Pollard said. "This is that hard fall off the high horse, and we have to get rid of this quick. What we did to Kansas City happened to us today."

###

# Week 2

## National Football League Game Summary

NFL Copyright © 2014 by The National Football League. All rights reserved. This summary and play-by-play is for the express purpose of assisting media in their coverage of the game; any other use of this material is prohibited without the written permission of the National Football League. Updated: 9/14/2014

Date: Sunday, 9/14/2014 Dallas Cowboys at Tennessee Titans Start Time: 12:03 PM Central  
at LP Field, Nashville, TN

### Game Day Weather

Game Weather: Sunny Temp: 75° F (23.9° C) Humidity: 45%, Wind: NW 2 mph  
Played Outdoors on Turf: Grass Outdoor Weather: Sunny, Wind Chill: 75

### Officials

Referee: Coleman, Walt (65) Umpire: Schuster, Bill (129) Head Linesman: Bergman, Jerry (91)  
Line Judge: Spanier, Michael (90) Side Judge: Banks, Michael (72) Field Judge: Gautreaux, Greg (80)  
Back Judge: Martinez, Rich (39) Replay Official: Nazzaro, Louis ()

### Lineups

Dallas Cowboys				Tennessee Titans			
Offense		Defense		Offense		Defense	
WR	88 D.Bryant	LDE	98 T.Crawford	WR	85 N.Washington	DB	21 G.Wilson
TE	84 J.Hanna	DT	96 N.Hayden	TE	88 C.Stevens	NT	94 S.Hill
LT	77 T.Smith	DT	69 H.Melton	LT	71 M.Roos	DT	99 J.Casey
LG	65 R.Leary	RDE	92 J.Mincey	LG	67 A.Levitre	OLB	91 D.Morgan
C	72 T.Frederick	SLB	54 B.Carter	C	62 B.Schwenke	ILB	59 W.Woodyard
RG	70 Z.Martin	MLB	55 R.McClain	RG	70 C.Warmack	CB	24 C.Sensabaugh
RT	68 D.Free	WLB	59 A.Hitchens	RT	72 M.Oher	OLB	58 S.Phillips
TE	82 J.Witten	LCB	39 B.Carr	TE	82 D.Walker	CB	25 B.Wreh-Wilson
WR	83 T.Williams	RCB	24 M.Claiborne	WR	13 K.Wright	SS	31 B.Pollard
QB	9 T.Romo	SS	42 B.Church	QB	10 J.Locker	FS	33 M.Griffin
RB	29 D.Murray	FS	27 J.Wilcox	RB	23 S.Greene	CB	30 J.McCourtly

### Substitutions

K 5 D.Bailey, P 6 C.Jones, WR 11 C.Beasley, WR 15 D.Street, WR 17 D.Harris, CB 20 T.Patmon, RB 21 J.Randle, RB 25 L.Dunbar, CB 26 S.Moore, S 37 C.Spillman, S 38 J.Heath, FB 44 T.Clutts, LB 51 K.Wilber, LB 53 C.Lawrence, DE 58 J.Crawford, DT 60 D.Coleman, G 73 M.Bernadeau, T 78 J.Parnell, TE 89 G.Escobar, LS 91 L.Ladouceur, DT 97 T.McClain, DE 99 G.Selvie

### Substitutions

P 6 B.Kern, K 8 R.Succop, WR 15 J.Hunter, RB 20 B.Sankey, RB 22 D.McCluster, DB 28 M.Huff, RB 29 L.Washington, S 39 D.Stafford, RB 44 J.Battle, LS 48 B.Brinkley, LB 50 Z.Gooden, OLB 53 Q.Groves, LB 54 A.Williamson, LB 56 A.Ayers, G 60 C.Spencer, T 77 T.Lewan, WR 80 D.Hagan, TE 84 T.Thompson, DE 92 R.Pitoitua, DL 93 M.Martin, OLB 95 K.Wimbley, DL 96 A.Woods, DL 97 K.Klug

### Did Not Play

QB 3 B.Weeden, LB 56 K.Toomer

### Did Not Play

QB 12 C.Whitehurst

### Not Active

QB 10 D.Vaughan, LB 52 J.Durant, NT 66 K.Bishop, T 71 D.Hawkins, T 75 D.Weems, DE 93 A.Spencer, DE 95 L.Edwards

### Not Active

QB 7 Z.Mettenberger, WR 11 T.Graham, WR 17 K.Durham, CB 32 B.Harris, LB 55 Z.Brown, T 68 B.Stingily, DL 90 D.Jones

### Field Goals (made ( ) & missed)

D.Bailey		(48)	(44)	(51)	(48)	R.Succop		(47)			
		1	2	3	4			OT	Total		
VISITOR:	Dallas Cowboys	3	13	7	3			0	26		
HOME:	Tennessee Titans	0	0	10	0			0	10		

### Scoring Plays

Team	Qtr	Time	Play Description (Extra Point) (Drive Info)	Visitor	Home
Cowboys	1	0:13	D.Bailey 48 yd. Field Goal (11-50, 6:59)	3	0
Cowboys	2	12:54	D.Murray 3 yd. run (D.Bailey kick) (4-40, 1:49)	10	0
Cowboys	2	1:02	D.Bailey 44 yd. Field Goal (8-34, 2:54)	13	0
Cowboys	2	0:04	D.Bailey 51 yd. Field Goal (4-15, 0:19)	16	0
Titans	3	10:57	R.Succop 47 yd. Field Goal (9-63, 4:03)	16	3
Titans	3	7:45	D.Walker 61 yd. pass from J.Locker (R.Succop kick) (3-68, 1:25)	16	10
Cowboys	3	2:09	D.Bryant 3 yd. pass from T.Romo (D.Bailey kick) (12-80, 5:36)	23	10
Cowboys	4	8:15	D.Bailey 48 yd. Field Goal (11-38, 6:08)	26	10

Paid Attendance: 69,143

Time: 2:56

## Final Team Statistics

	Visitor Cowboys	Home Titans
TOTAL FIRST DOWNS	26	13
By Rushing	13	4
By Passing	10	9
By Penalty	3	0
THIRD DOWN EFFICIENCY	9-16-56%	2-10-20%
FOURTH DOWN EFFICIENCY	0-0-0%	0-1-0%
TOTAL NET YARDS	368	314
Total Offensive Plays (inc. times thrown passing)	76	49
Average gain per offensive play	4.8	6.4
NET YARDS RUSHING	220	82
Total Rushing Plays	43	13
Average gain per rushing play	5.1	6.3
Tackles for a loss-number and yards	3-9	2-2
NET YARDS PASSING	148	232
Times thrown - yards lost attempting to pass	4-28	2-2
Gross yards passing	176	234
PASS ATTEMPTS-COMPLETIONS-HAD INTERCEPTED	29-19-0	34-18-2
Avg gain per pass play (inc.# thrown passing)	4.5	6.4
KICKOFFS Number-In End Zone-Touchbacks	7-3-2	3-3-3
PUNTS Number and Average	4-55.0	5-45.0
Had Blocked	0	0
FGs - PATs Had Blocked	0-0	0-0
Net Punting Average	45.0	38.0
TOTAL RETURN YARDAGE (Not Including Kickoffs)	19	0
No. and Yards Punt Returns	1-15	0-0
No. and Yards Kickoff Returns	0-0	5-68
No. and Yards Interception Returns	2-4	0-0
PENALTIES Number and Yards	4-25	5-30
FUMBLES Number and Lost	1-1	1-0
TOUCHDOWNS	2	1
Rushing	1	0
Passing	1	1
EXTRA POINTS Made-Attempts	2-2	1-1
Kicking Made-Attempts	2-2	1-1
FIELD GOALS Made-Attempts	4-4	1-1
RED ZONE EFFICIENCY	2-3-67%	0-1-0%
GOAL TO GO EFFICIENCY	1-1-100%	0-1-0%
SAFETIES	0	0
FINAL SCORE	26	10
TIME OF POSSESSION	41:11	18:49



## Final Individual Statistics

## Dallas Cowboys

RUSHING	ATT	YDS	AVG	LG	TD
D.Murray	29	167	5.8	22	1
L.Dunbar	11	27	2.5	7	0
J.Randle	3	26	8.7	11	0
Total	43	220	5.1	22	1

PASSING	ATT	CMP	YDS	SK/YD	TD	LG	IN	RT
T.Romo	29	19	176	4/28	1	22	0	93.5
Total	29	19	176	4/28	1	22	0	93.5

PASS RECEIVING	TAR	REC	YDS	AVG	LG	TD
D.Bryant	14	10	103	10.3	22	1
J.Witten	7	4	32	8.0	15	0
T.Williams	4	2	20	10.0	12	0
C.Beasley	1	1	10	10.0	10	0
D.Murray	2	1	6	6.0	6	0
G.Escobar	1	1	5	5.0	5	0
Total	29	19	176	9.3	22	1

INTERCEPTIONS	NO	YDS	AVG	LG	TD
B.Church	1	4	4.0	4	0
R.McClain	1	0	0.0	0	0
Total	2	4	2.0	4	0

PUNTING	NO	YDS	AVG	NET	TB	IN20	LG
C.Jones	4	220	55.0	45.0	2	1	62
Total	4	220	55.0	45.0	2	1	62

PUNT RETURNS	NO	YDS	AVG	FC	LG	TD
D.Harris	1	15	15.0	0	15	0
[DOWNED]	2	0	0.0	0	0	0
[OUT OF BOUNDS]	1	0	0.0	0	0	0
[TOUCHBACK]	1	0	0.0	0	0	0
Total	1	15	15.0	0	15	0

KICKOFF RETURNS	NO	YDS	AVG	FC	LG	TD
[TOUCHBACK]	3	0	0.0	0	0	0
Total	0	0	0.0	0	0	0

## Tennessee Titans

RUSHING	ATT	YDS	AVG	LG	TD
S.Greene	5	40	8.0	13	0
D.McCluster	4	30	7.5	16	0
J.Locker	2	9	4.5	8	0
B.Sankey	2	3	1.5	4	0
Total	13	82	6.3	16	0

PASSING	ATT	CMP	YDS	SK/YD	TD	LG	IN	RT
J.Locker	34	18	234	2/2	1	61	2	60.2
Total	34	18	234	2/2	1	61	2	60.2

PASS RECEIVING	TAR	REC	YDS	AVG	LG	TD
D.Walker	14	10	142	14.2	61	1
K.Wright	5	3	31	10.3	12	0
J.Hunter	6	2	26	13.0	23	0
D.Hagan	1	1	25	25.0	25	0
D.McCluster	1	1	9	9.0	9	0
N.Washington	6	1	1	1.0	1	0
T.Thompson	1	0	0	0.0	0	0
Total	34	18	234	13.0	61	1

INTERCEPTIONS	NO	YDS	AVG	LG	TD
Total	0	0	0	0	0

PUNTING	NO	YDS	AVG	NET	TB	IN20	LG
B.Kern	5	225	45.0	38.0	1	1	54
Total	5	225	45.0	38.0	1	1	54

PUNT RETURNS	NO	YDS	AVG	FC	LG	TD
[DOWNED]	1	0	0.0	0	0	0
[OUT OF BOUNDS]	1	0	0.0	0	0	0
[TOUCHBACK]	2	0	0.0	0	0	0
Total	0	0	0.0	0	0	0

KICKOFF RETURNS	NO	YDS	AVG	FC	LG	TD
L.Washington	4	47	11.8	0	18	0
J.Battle	1	21	21.0	0	21	0
[TOUCHBACK]	2	0	0.0	0	0	0
Total	5	68	13.6	0	21	0

## Dallas Cowboys

FUMBLES	FUM	LOST	OWN-REC	YDS	TD	FORCED	OPP-REC	YDS	TD	OUT-BDS
D.Murray	1	1	0	0	0	0	0	0	0	0
S.Moore	0	0	0	0	0	1	0	0	0	0
Total	1	1	0	0	0	1	0	0	0	0

## Tennessee Titans

FUMBLES	FUM	LOST	OWN-REC	YDS	TD	FORCED	OPP-REC	YDS	TD	OUT-BDS
D.Walker	1	0	0	0	0	0	0	0	0	0
J.Hunter	0	0	1	0	0	0	0	0	0	0
R.Pitoitua	0	0	0	0	0	0	1	0	0	0
Total	1	0	1	0	0	0	1	0	0	0

Play By Play

First Quarter

9/14/2014

DAL wins toss, elects to Receive, and TEN elects to defend the North goal.

R.Succop kicks 65 yards from TEN 35 to end zone, Touchback.

Dallas Cowboys at 15:00

1-10-DAL 20	(15:00) D.Murray up the middle to DAL 29 for 9 yards (M.Griffin).	
2-1-DAL 29	(14:25) D.Murray left end to DAL 30 for 1 yard (S.Phillips).	R1
1-10-DAL 30	(13:47) (Shotgun) T.Romo pass short left to D.Bryant to DAL 37 for 7 yards (S.Phillips).	
2-3-DAL 37	(13:10) (Shotgun) T.Romo pass short left to D.Bryant to TEN 45 for 18 yards (J.McCourty). DAL-D.Bryant was injured during the play. His return is Questionable.	P2
1-10-TEN 45	(12:31) D.Murray left guard to 50 for -5 yards (R.Pitoitua).	
2-15-50	(11:48) (Shotgun) T.Romo pass incomplete short right to T.Williams.	
3-15-50	(11:43) (Shotgun) T.Romo sacked at DAL 38 for -12 yards (J.Casey).	
4-27-DAL 38	(11:07) (Punt formation) C.Jones punts 62 yards to end zone, Center-L.Ladouceur, Touchback.	

Tennessee Titans at 10:57

1-10-TEN 20	(10:57) J.Locker pass short right to D.Walker to TEN 23 for 3 yards (B.Church).
2-7-TEN 23	(10:27) (Shotgun) S.Greene left guard to TEN 28 for 5 yards (J.Wilcox).
3-2-TEN 28	(9:49) (Shotgun) J.Locker pass incomplete short right to K.Wright (S.Moore).
4-2-TEN 28	(9:44) (Punt formation) B.Kern punts 41 yards to DAL 31, Center-B.Brinkley, out of bounds.

Dallas Cowboys at 9:33

1-10-DAL 31	(9:33) T.Romo pass short right to T.Williams to DAL 43 for 12 yards (J.McCourty).	P3
1-10-DAL 43	(8:57) D.Murray right guard to TEN 48 for 9 yards. FUMBLES, RECOVERED by TEN-R.Pitoitua at TEN 46. R.Pitoitua to TEN 46 for no gain (D.Murray).	

Tennessee Titans at 8:40

1-10-TEN 46	(8:40) (Shotgun) J.Locker pass short middle to D.Walker to DAL 49 for 5 yards (R.McClain) [N.Hayden].
2-5-DAL 49	(8:07) (Shotgun) B.Sankey left tackle to TEN 50 for -1 yards (R.McClain).
3-6-TEN 50	(7:27) (Shotgun) J.Locker pass incomplete short middle to N.Washington (J.Wilcox).
4-6-TEN 50	(7:21) (Punt formation) B.Kern punts 50 yards to end zone, Center-B.Brinkley, Touchback.

Dallas Cowboys at 7:12

1-10-DAL 20	(7:12) D.Murray left tackle to DAL 42 for 22 yards (M.Griffin).	R4
1-10-DAL 42	(6:30) T.Romo sacked at DAL 37 for -5 yards (R.Pitoitua).	
2-15-DAL 37	(5:47) (Shotgun) D.Murray up the middle to DAL 43 for 6 yards (M.Griffin; W.Woodyard).	
3-9-DAL 43	(5:05) (Shotgun) T.Romo pass short middle to J.Witten to TEN 44 for 13 yards (B.Pollard).	P5
1-10-TEN 44	(4:23) D.Murray right tackle to TEN 43 for 1 yard (K.Klug).	
2-9-TEN 43	(3:42) (Shotgun) T.Romo pass short right to D.Murray pushed ob at TEN 37 for 6 yards (G.Wilson).	
	PENALTY on TEN-B.Pollard, Personal Foul, 15 yards, enforced at TEN 37.	X6
1-10-TEN 22	(3:23) J.Randle left tackle to TEN 11 for 11 yards (B.Pollard).	R7
1-10-TEN 11	(2:36) L.Dunbar right end to TEN 12 for -1 yards (Z.Gooden).	
2-11-TEN 12	(1:52) (Shotgun) T.Romo sacked at TEN 20 for -8 yards (J.Casey).	
3-19-TEN 20	(1:52) PENALTY on DAL, Illegal Substitution, 5 yards, enforced at TEN 20 - No Play.	
3-24-TEN 25	(:57) (Shotgun) T.Romo pass short left to D.Harris to TEN 10 for 15 yards (M.Griffin).	
	PENALTY on DAL-T.Frederick, Ineligible Downfield Pass, 5 yards, enforced at TEN 25 - No Play.	
3-29-TEN 30	(:25) (Shotgun) T.Romo pass incomplete short right to T.Williams.	
4-29-TEN 30	(:18) (Field Goal formation) D.Bailey 48 yard field goal is GOOD, Center-L.Ladouceur, Holder-C.Jones.	

DAL 3 TEN 0, 11 plays, 50 yards, 1 penalty, 6:59 drive, 14:47 elapsed

D.Bailey kicks 65 yards from DAL 35 to end zone, Touchback.

Tennessee Titans at 0:13

1-10-TEN 20	(:13) S.Greene up the middle to TEN 27 for 7 yards (B.Church).
-------------	--

END OF QUARTER

	Score	Time Poss	First Downs				Efficiencies	
			R	P	X	T	3 Down	4 Down
Dallas Cowboys	3	11:55	3	3	1	7	1/3	0/0
Tennessee Titans	0	3:05	0	0	0	0	0/2	0/0

## Second Quarter

Tennessee Titans continued.

- 2-3-TEN 27 (15:00) (Shotgun) J.Locker pass incomplete deep left to J.Hunter (M.Claiborne).
- 3-3-TEN 27 (14:53) (Shotgun) J.Locker pass deep middle intended for D.Walker INTERCEPTED by B.Church at TEN 44. B.Church to TEN 40 for 4 yards (L.Washington).

Dallas Cowboys at 14:43

- 1-10-TEN 40 (14:43) D.Murray right end pushed ob at TEN 22 for 18 yards (B.Wreh-Wilson). R8
- 1-10-TEN 22 (14:16) D.Murray left tackle to TEN 16 for 6 yards (Z.Gooden).
- 2-4-TEN 16 (13:44) D.Murray right guard to TEN 3 for 13 yards (K.Wimbley). R9
- 1-3-TEN 3 (13:02) D.Murray right guard for 3 yards, TOUCHDOWN. R10
- D.Bailey extra point is GOOD, Center-L.Ladouceur, Holder-C.Jones.

DAL 10 TEN 0, 4 plays, 40 yards, 1:49 drive, 2:06 elapsed

D.Bailey kicks 65 yards from DAL 35 to end zone, Touchback.

Tennessee Titans at 12:54

- 1-10-TEN 20 (12:54) S.Greene left end to TEN 32 for 12 yards (B.Church). R1
- 1-10-TEN 32 (12:24) (Shotgun) J.Locker pass incomplete short right to J.Hunter (S.Moore).
- 2-10-TEN 32 (12:20) J.Locker pass incomplete deep right to T.Thompson.
- 3-10-TEN 32 (12:14) (Shotgun) J.Locker pass short right to K.Wright to TEN 40 for 8 yards (K.Wilber).
- 4-2-TEN 40 (11:34) (Punt formation) B.Kern punts 54 yards to DAL 6, Center-B.Brinkley, downed by TEN-T.Thompson.

Dallas Cowboys at 11:22

- 1-10-DAL 6 (11:22) J.Randle left tackle to DAL 17 for 11 yards (W.Woodyard; B.Wreh-Wilson). R11
- 1-10-DAL 17 (10:37) (Shotgun) J.Randle left tackle pushed ob at DAL 21 for 4 yards (B.Wreh-Wilson).
- 2-6-DAL 21 (10:06) (Shotgun) T.Romo pass short right to G.Escobar to DAL 26 for 5 yards (D.Morgan).
- 3-1-DAL 26 (9:21) D.Murray left end pushed ob at DAL 38 for 12 yards (B.Pollard). R12
- 1-10-DAL 38 (8:56) D.Murray right guard to DAL 40 for 2 yards (Z.Gooden; K.Klug).
- 2-8-DAL 40 (8:15) D.Murray right tackle to DAL 40 for no gain (D.Morgan).
- 3-8-DAL 40 (7:29) (Shotgun) T.Romo pass short right to J.Witten to DAL 42 for 2 yards (B.Pollard).
- 4-6-DAL 42 (6:51) (Punt formation) C.Jones punts 56 yards to TEN 2, Center-L.Ladouceur, downed by DAL-J.Hanna.

Tennessee Titans at 6:38

- 1-10-TEN 2 (6:38) PENALTY on TEN-T.Thompson, False Start, 1 yard, enforced at TEN 2 - No Play.
- 1-11-TEN 1 (6:38) S.Greene left guard to TEN 4 for 3 yards (R.McClain; A.Hitchens).
- 2-8-TEN 4 (6:06) S.Greene up the middle to TEN 17 for 13 yards (B.Church). R2
- 1-10-TEN 17 (5:28) (Shotgun) B.Sankey right guard to TEN 21 for 4 yards (N.Hayden; R.McClain).
- 2-6-TEN 21 (5:00) (No Huddle, Shotgun) J.Locker scrambles left end to TEN 22 for 1 yard (G.Selvie).
- 3-5-TEN 22 (4:12) (Shotgun) J.Locker pass incomplete short middle to N.Washington.
- 4-5-TEN 22 (4:06) (Punt formation) B.Kern punts 38 yards to DAL 40, Center-B.Brinkley, downed by TEN-G.Wilson.

Dallas Cowboys at 3:56

- 1-10-DAL 40 (3:56) D.Murray left tackle to DAL 43 for 3 yards (R.Pitoitua).
- 2-7-DAL 43 (3:18) (Shotgun) T.Romo pass short left to D.Bryant pushed ob at DAL 47 for 4 yards (J.McCourty).
- 3-3-DAL 47 (2:50) (Shotgun) T.Romo pass short left to D.Bryant to TEN 41 for 12 yards (J.McCourty). P13
- 1-10-TEN 41 (2:16) D.Murray up the middle to TEN 30 for 11 yards (M.Griffin). R14

Two-Minute Warning

- 1-10-TEN 30 (2:00) D.Murray right guard to TEN 26 for 4 yards (A.Woods).
- 2-6-TEN 26 (1:16) (Shotgun) T.Romo pass incomplete short right to D.Bryant (K.Wimbley) [K.Wimbley].
- 3-6-TEN 26 (1:11) (Shotgun) T.Romo pass incomplete short right to D.Bryant.
- 4-6-TEN 26 (1:07) (Field Goal formation) D.Bailey 44 yard field goal is GOOD, Center-L.Ladouceur, Holder-C.Jones.

DAL 13 TEN 0, 8 plays, 34 yards, 2:54 drive, 13:58 elapsed

D.Bailey kicks 70 yards from DAL 35 to TEN -5. L.Washington to TEN 13 for 18 yards (J.Heath).

Tennessee Titans at 1:02, (1st play from scrimmage 0:58)

- 1-10-TEN 13 (:58) (Shotgun) J.Locker pass incomplete deep middle to K.Wright.
- 2-10-TEN 13 (:53) (Shotgun) J.Locker sacked at TEN 11 for -2 yards (sack split by K.Wilber and H.Melton).
- Timeout #1 by DAL at 00:46.

Dallas Cowboys vs Tennessee Titans at LP Field

3-12-TEN 11 (:46) (Shotgun) J.Locker pass short middle to D.Walker to TEN 21 for 10 yards (J.Wilcox).

Timeout #2 by DAL at 00:37.

4-2-TEN 21 (:37) (Punt formation) B.Kern punts 42 yards to DAL 37, Center-B.Brinkley. D.Harris pushed ob at TEN 48 for 15 yards (G.Wilson).

Dallas Cowboys at 0:23

1-10-TEN 48 (:23) (Shotgun) T.Romo pass incomplete short right to J.Witten.

2-10-TEN 48 (:19) (Shotgun) T.Romo pass short middle to J.Witten to TEN 33 for 15 yards (B.Pollard).

Timeout #3 by DAL at 00:14.

1-10-TEN 33 (:14) (Shotgun) T.Romo pass incomplete short left to J.Witten.

2-10-TEN 33 (:09) (Field Goal formation) D.Bailey 51 yard field goal is GOOD, Center-L.Ladouceur, Holder-C.Jones.

DAL 16 TEN 0, 4 plays, 15 yards, 0:19 drive, 14:56 elapsed

D.Bailey kicks 54 yards from DAL 35 to TEN 11. L.Washington to TEN 20 for 9 yards (J.Randle).

END OF QUARTER

	Score	Time Poss	First Downs				Efficiencies	
			R	P	X	T	3 Down	4 Down
Dallas Cowboys	16	9:46	6	2	0	8	2/4	0/0
Tennessee Titans	0	5:14	2	0	0	2	0/4	0/0

## First Half Summary

## PERIOD SCORES

Cowboys 3 13 = 16  
Titans 0 0 = 0

## TIME OF POSSESSION

Cowboys 21:41  
Titans 8:19

## Scoring Plays

Team	Qtr	Time	Play Description (Extra Point) (Drive Info)	Visitor	Home
Cowboys	1	0:13	D.Bailey 48 yd. Field Goal (11-50, 6:59)	3	0
Cowboys	2	12:54	D.Murray 3 yd. run (D.Bailey kick) (4-40, 1:49)	10	0
Cowboys	2	1:02	D.Bailey 44 yd. Field Goal (8-34, 2:54)	13	0
Cowboys	2	0:04	D.Bailey 51 yd. Field Goal (4-15, 0:19)	16	0

	Dallas Cowboys	Tennessee Titans
TOTAL FIRST DOWNS	15	2
First Downs Rushing-Passing-by Penalty	9 - 5 - 1	2 - 0 - 0
THIRD DOWN EFFICIENCY	3-7-43%	0-6-0%
TOTAL NET YARDS	209	68
Total Offensive Plays	40	21
NET YARDS RUSHING	140	44
NET YARDS PASSING	69	24
Gross Yards Passing	94	26
Times thrown-yards lost attempting to pass	3-25	1-2
Pass Attempts-Completions-Had Intercepted	16 - 10 - 0	12 - 4 - 1
Punts-Number and Average	2 - 59	5 - 45
Penalties-Number and Yards	2 - 10	2 - 16
Fumbles-Number and Lost	1 - 1	0 - 0
Red Zone Efficiency	1-2-50%	0-0-0%
Average Drive Start	DAL 33	TEN 20

Dallas Cowboys										Tennessee Titans									
RUSHING										RUSHING									
	ATT	YDS	AVG	LG	TD						ATT	YDS	AVG	LG	TD				
D.Murray	17	115	6.8	22	1	S.Greene					5	40	8.0	13	0				
J.Randle	3	26	8.7	11	0	B.Sankey					2	3	1.5	4	0				
L.Dunbar	1	-1	-1.0	-1	0	J.Locker					1	1	1.0	1	0				
Total	21	140	6.7	22	1	Total					8	44	5.5	13	0				
PASSING										PASSING									
	ATT	CMP	YDS	SK/YD	TD	LG	IN	RT			ATT	CMP	YDS	SK/YD	TD	LG	IN	RT	
T.Romo	16	10	94	3/25	0	18	0	78.6	J.Locker		12	4	26	1/2	0	10	1	7.6	
Total	16	10	94	3/25	0	18	0	78.6	Total		12	4	26	1/2	0	10	1	7.6	
PASS RECEIVING										PASS RECEIVING									
	TAR	REC	YDS	AVG	LG	TD					TAR	REC	YDS	AVG	LG	TD			
D.Bryant	6	4	41	10.3	18	0	D.Walker				4	3	18	6.0	10	0			
J.Witten	5	3	30	10.0	15	0	K.Wright				3	1	8	8.0	8	0			
T.Williams	3	1	12	12.0	12	0	J.Hunter				2	0	0	0.0	0	0			
D.Murray	1	1	6	6.0	6	0	N.Washington				2	0	0	0.0	0	0			
G.Escobar	1	1	5	5.0	5	0	T.Thompson				1	0	0	0.0	0	0			
Total	16	10	94	9.4	18	0	Total				12	4	26	6.5	10	0			

Dallas Cowboys														Tennessee Titans									
Regular Defensive Plays														Special Teams									
	TKL	AST	COMB	SK	/ YDS	TFL	Q	IN	PD	FF	FR			TKL	AST	FF	FR	BL	TKL	AST	FF	FR	
B.Church	4	0	4	0	0	0	0	1	1	0	0			0	0	0	0	0		0	0	0	0
R.McClain	2	2	4	0	0	1	0	0	0	0	0			0	0	0	0	0		0	0	0	0
J.Wilcox	2	0	2	0	0	0	0	0	1	0	0			0	0	0	0	0		0	0	0	0
K.Wilber	1	1	2	0.5	1	0	1	0	0	0	0			0	0	0	0	0		0	0	0	0
Total	9	3	12	0.5	1	1	1	1	2	0	0			0	0	0	0	0		0	0	0	0





## Play By Play

## Third Quarter

9/14/2014

TEN elects to Receive, and DAL elects to defend the South goal.

D.Bailey kicks 64 yards from DAL 35 to TEN 1. L.Washington MUFFS catch, touched at TEN 1, and recovers at TEN 6. L.Washington to TEN 8 for 2 yards (D.Harris).

Tennessee Titans at 15:00, (1st play from scrimmage 14:54)

1-10-TEN 8	(14:54) (Shotgun) J.Locker pass short left to K.Wright pushed ob at TEN 20 for 12 yards (J.Wilcox).	P3
<u>1-10-TEN 20</u>	(14:29) (No Huddle, Shotgun) J.Locker pass short right to K.Wright to TEN 31 for 11 yards (B.Church).	P4
<u>1-10-TEN 31</u>	(14:03) (No Huddle, Shotgun) D.McCluster left tackle to TEN 40 for 9 yards (J.Wilcox).	
2-1-TEN 40	(13:24) (No Huddle, Shotgun) J.Locker pass short left to D.Walker to DAL 44 for 16 yards (J.Wilcox).	P5
<u>1-10-DAL 44</u>	(12:51) (No Huddle, Shotgun) D.McCluster up the middle to DAL 28 for 16 yards (S.Moore).	R6
<u>1-10-DAL 28</u>	(12:21) (No Huddle, Shotgun) D.McCluster up the middle to DAL 29 for -1 yards (S.Moore).	
2-11-DAL 29	(11:50) (No Huddle, Shotgun) J.Locker pass incomplete short right to N.Washington (B.Carr).	
3-11-DAL 29	(11:45) (No Huddle, Shotgun) J.Locker sacked at DAL 29 for 0 yards (R.McClain).	
4-11-DAL 29	(11:02) (Field Goal formation) R.Succop 47 yard field goal is GOOD, Center-B.Brinkley, Holder-B.Kern.	

DAL 16 TEN 3, 9 plays, 63 yards, 4:03 drive, 4:03 elapsed

R.Succop kicks 65 yards from TEN 35 to end zone, Touchback.

Dallas Cowboys at 10:57

1-10-DAL 20	(10:57) D.Murray left tackle to DAL 23 for 3 yards (B.Pollard).
2-7-DAL 23	(10:30) D.Murray left guard to DAL 23 for no gain (D.Morgan; W.Woodyard).
3-7-DAL 23	(9:53) (Shotgun) T.Romo sacked at DAL 20 for -3 yards (B.Pollard).
4-10-DAL 20	(9:18) (Punt formation) C.Jones punts 48 yards to TEN 32, Center-L.Ladouceur, out of bounds.

Tennessee Titans at 9:10

1-10-TEN 32	(9:10) (Shotgun) J.Locker pass short left to D.Walker to TEN 38 for 6 yards (R.McClain).	
2-4-TEN 38	(8:35) (No Huddle, Shotgun) J.Locker pass short right to N.Washington to TEN 39 for 1 yard (S.Moore).	
3-3-TEN 39	(7:56) (Shotgun) J.Locker pass deep left to D.Walker for 61 yards, TOUCHDOWN.	P7
	R.Succop extra point is GOOD, Center-B.Brinkley, Holder-B.Kern.	

DAL 16 TEN 10, 3 plays, 68 yards, 1:25 drive, 7:15 elapsed

R.Succop kicks 65 yards from TEN 35 to end zone, Touchback.

Dallas Cowboys at 7:45

1-10-DAL 20	(7:45) T.Romo pass short right to D.Bryant pushed ob at DAL 29 for 9 yards (M.Griffin).	
2-1-DAL 29	(7:15) D.Murray left guard to DAL 33 for 4 yards (B.Pollard; K.Wimbley).	R16
<u>1-10-DAL 33</u>	(6:37) D.Murray left tackle to DAL 39 for 6 yards (S.Hill).	
2-4-DAL 39	(5:57) T.Romo pass deep left to D.Bryant pushed ob at TEN 39 for 22 yards (K.Wimbley).	P17
<u>1-10-TEN 39</u>	(5:34) D.Murray right tackle to TEN 33 for 6 yards (B.Wreh-Wilson).	
2-4-TEN 33	(4:51) (Shotgun) T.Romo pass incomplete short right to J.Witten.	
3-4-TEN 33	(4:46) (Shotgun) T.Romo pass incomplete short right to D.Bryant (B.Wreh-Wilson).	
	PENALTY on TEN-B.Wreh-Wilson, Defensive Pass Interference, 9 yards, enforced at TEN 33 - No Play.	X18
<u>1-10-TEN 24</u>	(4:41) D.Murray left guard to TEN 20 for 4 yards.	
	PENALTY on DAL-T.Frederick, Offensive Holding, 10 yards, enforced at TEN 24 - No Play.	
1-20-TEN 34	(4:18) (Shotgun) T.Romo pass short left to D.Bryant pushed ob at TEN 29 for 5 yards (C.Sensabaugh).	
2-15-TEN 29	(3:48) (Shotgun) T.Romo pass incomplete deep left to D.Bryant.	
3-15-TEN 29	(3:41) (Shotgun) T.Romo pass deep right to D.Bryant to TEN 11 for 18 yards (B.Wreh-Wilson).	P19
<u>1-10-TEN 11</u>	(2:56) T.Romo pass short left to T.Williams to TEN 3 for 8 yards (C.Sensabaugh).	
2-2-TEN 3	(2:16) T.Romo pass incomplete short left to D.Bryant.	
3-2-TEN 3	(2:13) T.Romo pass short right to D.Bryant for 3 yards, TOUCHDOWN.	P20
	D.Bailey extra point is GOOD, Center-L.Ladouceur, Holder-C.Jones.	

DAL 23 TEN 10, 12 plays, 80 yards, 1 penalty, 5:36 drive, 12:51 elapsed

D.Bailey kicks 61 yards from DAL 35 to TEN 4. J.Battle to TEN 25 for 21 yards (J.Hanna).

Tennessee Titans at 2:09, (1st play from scrimmage 2:04)

1-10-TEN 25	(2:04) (Shotgun) J.Locker pass short right to D.Walker to TEN 31 for 6 yards (S.Moore). FUMBLES (S.Moore), recovered by TEN-J.Hunter at TEN 35. DAL-J.Wilcox was injured during the play. His return is Questionable.	P8
<u>1-10-TEN 35</u>	(1:29) (Shotgun) J.Locker pass short middle to D.Walker to TEN 44 for 9 yards (B.Carr).	
2-1-TEN 44	(1:02) (No Huddle, Shotgun) D.McCluster up the middle to 50 for 6 yards (D.Coleman).	R9

Dallas Cowboys vs Tennessee Titans at LP Field

1-10-50 (:33) (No Huddle, Shotgun) J.Locker pass incomplete deep right to J.Hunter.

2-10-50 (:26) (No Huddle, Shotgun) J.Locker scrambles left tackle to DAL 42 for 8 yards (B.Carter).

END OF QUARTER

	Score	Time Poss	First Downs				Efficiencies	
			R	P	X	T	3 Down	4 Down
Dallas Cowboys	23	7:23	1	3	1	5	2/3	0/0
Tennessee Titans	10	7:37	2	5	0	7	1/2	0/0

## Play By Play

## Fourth Quarter

9/14/2014

Tennessee Titans continued.

3-2-DAL 42	(15:00) (Shotgun) J.Locker pass short right to J.Hunter to DAL 39 for 3 yards (R.McClain).	P10
<u>1-10-DAL 39</u>	(14:26) (No Huddle, Shotgun) J.Locker pass incomplete to D.Walker (H.Melton). Dallas challenged the pass completion ruling, and the play was REVERSED. (No Huddle, Shotgun) J.Locker pass short right intended for D.Walker INTERCEPTED by R.McClain (H.Melton) at DAL 32. R.McClain to DAL 32 for no gain.	

Dallas Cowboys at 14:23

1-10-DAL 32	(14:23) L.Dunbar left end to DAL 35 for 3 yards (K.Wimbley).	
2-7-DAL 35	(13:40) L.Dunbar right guard to DAL 35 for no gain (M.Griffin).	
3-7-DAL 35	(13:03) (Shotgun) T.Romo pass short left to C.Beasley ran ob at DAL 45 for 10 yards.	P21
<u>1-10-DAL 45</u>	(12:29) D.Murray right guard to TEN 48 for 7 yards (B.Wreh-Wilson).	
2-3-TEN 48	(11:52) D.Murray left tackle to TEN 45 for 3 yards (K.Klug).	
	PENALTY on TEN-M.Martin, Defensive Offside, 5 yards, enforced at TEN 48 - No Play.	X22
<u>1-10-TEN 43</u>	(11:25) L.Dunbar right end pushed ob at TEN 40 for 3 yards (B.Pollard).	
2-7-TEN 40	(10:57) L.Dunbar left tackle to TEN 37 for 3 yards (W.Woodyard).	
3-4-TEN 37	(10:13) (Shotgun) T.Romo pass short left to D.Bryant pushed ob at TEN 32 for 5 yards (C.Sensabaugh).	P23
<u>1-10-TEN 32</u>	(9:47) D.Murray right guard to TEN 32 for no gain (D.Morgan).	
2-10-TEN 32	(9:10) T.Romo pass short right to J.Witten to TEN 30 for 2 yards (B.Pollard).	
3-8-TEN 30	(8:25) (Shotgun) T.Romo pass incomplete short middle to D.Murray.	
4-8-TEN 30	(8:20) (Field Goal formation) D.Bailey 48 yard field goal is GOOD, Center-L.Ladouceur, Holder-C.Jones.	

DAL 26 TEN 10, 11 plays, 38 yards, 1 penalty, 6:08 drive, 6:45 elapsed

D.Bailey kicks 63 yards from DAL 35 to TEN 2. L.Washington to TEN 20 for 18 yards (T.Patmon).

Tennessee Titans at 8:15, (1st play from scrimmage 8:10)

1-10-TEN 20	(8:10) (Shotgun) J.Locker pass short right to D.Walker to TEN 29 for 9 yards (S.Moore).	
2-1-TEN 29	(7:51) (No Huddle, Shotgun) J.Locker pass short right to D.Walker pushed ob at TEN 46 for 17 yards (J.Wilcox).	P11
<u>1-10-TEN 46</u>	(7:35) (No Huddle, Shotgun) J.Locker pass deep middle to J.Hunter to DAL 31 for 23 yards (B.Church; M.Claiborne).	P12
<u>1-10-DAL 31</u>	(7:12) (No Huddle, Shotgun) J.Locker pass incomplete deep right to N.Washington.	
2-10-DAL 31	(7:07) J.Locker pass deep left to D.Hagan to DAL 6 for 25 yards (J.Heath).	P13
<u>1-6-DAL 6</u>	(6:45) (Shotgun) J.Locker pass incomplete short middle to J.Hunter.	
2-6-DAL 6	(6:39) (Shotgun) J.Locker pass incomplete short left to D.Walker [B.Carter].	
3-6-DAL 6	(6:34) J.Locker pass short right to N.Washington for 6 yards, TOUCHDOWN. The Replay Official challenged the pass completion ruling, and the play was REVERSED. J.Locker pass incomplete short right to N.Washington (B.Carr).	
4-6-DAL 6	(6:27) (Shotgun) J.Locker pass incomplete short left to D.Walker.	

Dallas Cowboys at 6:22

1-10-DAL 6	(6:22) D.Murray left guard to DAL 10 for 4 yards (S.Hill).	
2-6-DAL 10	(5:38) D.Murray up the middle to DAL 14 for 4 yards (D.Morgan).	
	Timeout #1 by TEN at 05:29.	
3-2-DAL 14	(5:29) D.Murray right end to DAL 20 for 6 yards (Z.Gooden).	R24
	Timeout #2 by TEN at 05:20.	
<u>1-10-DAL 20</u>	(5:20) D.Murray left guard to DAL 27 for 7 yards (Z.Gooden).	
2-3-DAL 27	(4:35) D.Murray left tackle to DAL 32 for 5 yards (M.Martin).	R25
<u>1-10-DAL 32</u>	(3:51) D.Murray up the middle to DAL 35 for 3 yards.	
	PENALTY on DAL-J.Parnell, Illegal Substitution, 5 yards, enforced at DAL 32 - No Play.	
1-15-DAL 27	(3:45) L.Dunbar left tackle to DAL 34 for 7 yards (B.Pollard).	
2-8-DAL 34	(3:02) L.Dunbar up the middle to DAL 37 for 3 yards (K.Wimbley).	
3-5-DAL 37	(2:17) L.Dunbar up the middle to DAL 44 for 7 yards (C.Sensabaugh).	R26
	Timeout #3 by TEN at 02:11.	
<u>1-10-DAL 44</u>	(2:11) L.Dunbar left end to DAL 49 for 5 yards (K.Wimbley; M.Martin).	

Two-Minute Warning

2-5-DAL 49	(2:00) L.Dunbar up the middle to DAL 49 for no gain (W.Woodyard).
3-5-DAL 49	(1:16) L.Dunbar up the middle to DAL 46 for -3 yards (M.Griffin).
	Timeout #1 by DAL at 00:32.

Dallas Cowboys vs Tennessee Titans at LP Field

4-8-DAL 46 (:32) (Punt formation) C.Jones punts 54 yards to end zone, Center-L.Ladouceur, Touchback.

Tennessee Titans at 0:23

1-10-TEN 20 (:23) (Shotgun) J.Locker pass short middle to D.McCluster to TEN 29 for 9 yards (A.Hitchens).

2-1-TEN 29 (:02) (No Huddle, Shotgun) PENALTY on TEN, False Start, 0 yards, enforced at TEN 29 - No Play.

END OF QUARTER	Score	Time Poss	First Downs				Efficiencies	
			R	P	X	T	3 Down	4 Down
Dallas Cowboys	26	12:07	3	2	1	6	4/6	0/0
Tennessee Titans	10	2:53	0	4	0	4	1/2	0/1



## Final Defensive Statistics

## Dallas Cowboys

## Regular Defensive Plays

## Special Teams

## Misc

	TKL	AST	COMB	SK	/ YDS	TFL	Q	IN	PD	FF	FR	TKL	AST	FF	FR	BL	TKL	AST	FF	FR
R.McClain	5	2	7	1	0	1	1	1	1	0	0	0	0	0	0	0	0	0	0	0
J.Wilcox	6	0	6	0	0	0	0	0	1	0	0	0	0	0	0	0	0	0	0	0
B.Church	5	1	6	0	0	0	0	1	1	0	0	0	0	0	0	0	0	0	0	0
S.Moore	5	0	5	0	0	1	0	0	2	1	0	0	0	0	0	0	0	0	0	0
K.Wilber	1	1	2	0.5	1	0	1	0	0	0	0	0	0	0	0	0	0	0	0	0
A.Hitchens	1	1	2	0	0	0	0	0	0	0	0	0	0	0	0	0	0	0	0	0
B.Carter	1	0	1	0	0	0	1	0	0	0	0	0	0	0	0	0	0	0	0	0
B.Carr	1	0	1	0	0	0	0	0	2	0	0	0	0	0	0	0	0	0	0	0
J.Heath	1	0	1	0	0	0	0	0	0	0	0	1	0	0	0	0	0	0	0	0
G.Selvie	1	0	1	0	0	0	0	0	0	0	0	0	0	0	0	0	0	0	0	0
D.Coleman	1	0	1	0	0	0	0	0	0	0	0	0	0	0	0	0	0	0	0	0
H.Melton	0	1	1	0.5	1	0	1	0	1	0	0	0	0	0	0	0	0	0	0	0
N.Hayden	0	1	1	0	0	0	1	0	0	0	0	0	0	0	0	0	0	0	0	0
M.Claiborne	0	1	1	0	0	0	0	0	1	0	0	0	0	0	0	0	0	0	0	0
J.Randle	0	0	0	0	0	0	0	0	0	0	0	1	0	0	0	0	0	0	0	0
D.Harris	0	0	0	0	0	0	0	0	0	0	0	1	0	0	0	0	0	0	0	0
J.Hanna	0	0	0	0	0	0	0	0	0	0	0	1	0	0	0	0	0	0	0	0
T.Patmon	0	0	0	0	0	0	0	0	0	0	0	1	0	0	0	0	0	0	0	0
D.Murray	0	0	0	0	0	0	0	0	0	0	0	0	0	0	0	0	1	0	0	0
Total	28	8	36	2	2	2	5	2	9	1	0	5	0	0	0	0	1	0	0	0

TKL = Tackle AST = Assist COMB = Combined QH=QB Hit IN = Interception PD = Pass Defense FF = Forced Fumble FR = Fumble Recovery

## Tennessee Titans

## Regular Defensive Plays

## Special Teams

## Misc

	TKL	AST	COMB	SK	/ YDS	TFL	QH	IN	PD	FF	FR	TKL	AST	FF	FR	BL	TKL	AST	FF	FR
B.Pollard	10	1	11	1	3	1	1	0	0	0	0	0	0	0	0	0	0	0	0	0
M.Griffin	6	1	7	0	0	1	0	0	0	0	0	0	0	0	0	0	0	0	0	0
B.Wreh-Wilson	5	1	6	0	0	0	0	0	0	0	0	0	0	0	0	0	0	0	0	0
K.Wimbley	4	2	6	0	0	0	1	0	1	0	0	0	0	0	0	0	0	0	0	0
Z.Gooden	4	1	5	0	0	1	0	0	0	0	0	0	0	0	0	0	0	0	0	0
D.Morgan	4	1	5	0	0	0	0	0	0	0	0	0	0	0	0	0	0	0	0	0
W.Woodyard	2	3	5	0	0	0	0	0	0	0	0	0	0	0	0	0	0	0	0	0
J.McCourty	4	0	4	0	0	0	0	0	0	0	0	0	0	0	0	0	0	0	0	0
C.Sensabaugh	4	0	4	0	0	0	0	0	0	0	0	0	0	0	0	0	0	0	0	0
R.Pitoitua	3	0	3	1	5	2	1	0	0	0	1	0	0	0	0	0	0	0	0	0
J.Casey	2	0	2	2	20	2	2	0	0	0	0	0	0	0	0	0	0	0	0	0
S.Phillips	2	0	2	0	0	0	0	0	0	0	0	0	0	0	0	0	0	0	0	0
S.Hill	2	0	2	0	0	0	0	0	0	0	0	0	0	0	0	0	0	0	0	0
K.Klug	1	1	2	0	0	0	0	0	0	0	0	0	0	0	0	0	0	0	0	0
M.Martin	1	1	2	0	0	0	0	0	0	0	0	0	0	0	0	0	0	0	0	0
G.Wilson	1	0	1	0	0	0	0	0	0	0	0	1	0	0	0	0	0	0	0	0
A.Woods	1	0	1	0	0	0	0	0	0	0	0	0	0	0	0	0	0	0	0	0
L.Washington	0	0	0	0	0	0	0	0	0	0	0	0	0	0	0	0	1	0	0	0
J.Hunter	0	0	0	0	0	0	0	0	0	0	0	0	0	0	0	0	0	0	0	1
Total	56	12	68	4	28	7	5	0	1	0	1	1	0	0	0	0	1	0	0	1

## Ball Possession And Drive Chart

## Dallas Cowboys

#	Time Recd	Time Lost	Time Poss	How Ball Obtained	Drive Began	# Play	Yds Gain	Yds Pen	Net Yds	1st Down	Last Scrm	How Given Up
1	15:00	10:57	4:03	Kickoff	DAL 20	7	18	0	18	2	DAL 38	Punt
2	9:33	8:40	0:53	Punt	DAL 31	2	21	0	21	1	DAL 43	Fumble
3	7:12	0:13	6:59	Punt	DAL 20	11	45	5	50	4	* TEN 30	Field Goal
4	14:43	12:54	1:49	Interception	TEN 40	4	40	0	40	3	* TEN 3	Touchdown
5	11:22	6:38	4:44	Punt	DAL 6	7	36	0	36	2	DAL 42	Punt
6	3:56	1:02	2:54	Punt	DAL 40	8	34	0	34	2	TEN 26	Field Goal
7	0:23	0:04	0:19	Punt	TEN 48	4	15	0	15	1	TEN 33	Field Goal
8	10:57	9:10	1:47	Kickoff	DAL 20	3	0	0	0	0	DAL 20	Punt
9	7:45	2:09	5:36	Kickoff	DAL 20	12	81	-1	80	5	* TEN 3	Touchdown
10	14:23	8:15	6:08	Interception	DAL 32	11	33	5	38	3	TEN 30	Field Goal
11	6:22	0:23	5:59	Downs	DAL 6	11	45	-5	40	3	DAL 46	Punt

(307) Average DAL 28

## Tennessee Titans

#	Time Recd	Time Lost	Time Poss	How Ball Obtained	Drive Began	# Play	Yds Gain	Yds Pen	Net Yds	1st Down	Last Scrm	How Given Up
1	10:57	9:33	1:24	Punt	TEN 20	3	8	0	8	0	TEN 28	Punt
2	8:40	7:12	1:28	Fumble	TEN 46	3	4	0	4	0	TEN 50	Punt
3	0:13	14:43	0:30	Kickoff	TEN 20	3	7	0	7	0	TEN 27	Interception
4	12:54	11:22	1:32	Kickoff	TEN 20	4	20	0	20	1	TEN 40	Punt
5	6:38	3:56	2:42	Punt	TEN 2	5	21	-1	20	1	TEN 22	Punt
6	1:02	0:23	0:39	Kickoff	TEN 13	3	8	0	8	0	TEN 21	Punt
7	0:04	0:00	0:04	Kickoff		0	0	0	0	0		End of Half
8	15:00	10:57	4:03	Kickoff	TEN 8	9	63	0	63	4	DAL 29	Field Goal
9	9:10	7:45	1:25	Punt	TEN 32	3	68	0	68	1	TEN 39	Touchdown
10	2:09	14:23	2:46	Kickoff	TEN 25	7	36	0	36	3	DAL 39	Interception
11	8:15	6:22	1:53	Kickoff	TEN 20	9	74	0	74	3	* DAL 6	Downs
12	0:23	0:00	0:23	Punt	TEN 20	1	9	0	9	0	TEN 29	End of Game

(226) Average TEN 21

\* inside opponent's 20

## Time of Possession by Quarter

		1st	2nd	3rd	4th	OT	Total
Visitor	Dallas Cowboys	11:55	9:46	7:23	12:07		41:11
Home	Tennessee Titans	3:05	5:14	7:37	2:53		18:49

## Kickoff Drive No.-Start Average

Cowboys: 3 - DAL 20

Titans: 6 - TEN 18

# Miscellaneous Statistics Report

Dallas Cowboys vs Tennessee Titans

9/14/2014 at LP Field

## Ten Longest Plays for Dallas Cowboys

Yards	Qtr	Play Start	Play Description
22	1	1-10-DAL 20	(7:12) D.Murray left tackle to DAL 42 for 22 yards (M.Griffin).
22	3	2-4-DAL 39	(5:57) T.Romo pass deep left to D.Bryant pushed ob at TEN 39 for 22 yards (K.Wimbley).
21	1	2-9-TEN 43	(3:42) (Shotgun) T.Romo pass short right to D.Murray pushed ob at TEN 37 for 6 yards (G.Wilson). PENALTY on TEN-B.Pollard, Personal Foul, 15 yards, enforced at TEN 37.
18	1	2-3-DAL 37	(13:10) (Shotgun) T.Romo pass short left to D.Bryant to TEN 45 for 18 yards (J.McCourty). DAL-D.Bryant was injured during the play. His return is Questionable.
18	2	1-10-TEN 40	(14:43) D.Murray right end pushed ob at TEN 22 for 18 yards (B.Wreh-Wilson).
18	3	3-15-TEN 29	(3:41) (Shotgun) T.Romo pass deep right to D.Bryant to TEN 11 for 18 yards (B.Wreh-Wilson).
15	2	2-10-TEN 48	(:19) (Shotgun) T.Romo pass short middle to J.Witten to TEN 33 for 15 yards (B.Pollard).
13	1	3-9-DAL 43	(5:05) (Shotgun) T.Romo pass short middle to J.Witten to TEN 44 for 13 yards (B.Pollard).
13	2	2-4-TEN 16	(13:44) D.Murray right guard to TEN 3 for 13 yards (K.Wimbley).
12	1	1-10-DAL 31	(9:33) T.Romo pass short right to T.Williams to DAL 43 for 12 yards (J.McCourty).

## Ten Longest Plays for Tennessee Titans

Yards	Qtr	Play Start	Play Description
61	3	3-3-TEN 39	(7:56) (Shotgun) J.Locker pass deep left to D.Walker for 61 yards, TOUCHDOWN.
25	4	2-10-DAL 31	(7:07) J.Locker pass deep left to D.Hagan to DAL 6 for 25 yards (J.Heath).
23	4	1-10-TEN 46	(7:35) (No Huddle, Shotgun) J.Locker pass deep middle to J.Hunter to DAL 31 for 23 yards (B.Church; M.Claiborne).
17	4	2-1-TEN 29	(7:51) (No Huddle, Shotgun) J.Locker pass short right to D.Walker pushed ob at TEN 46 for 17 yards (J.Wilcox).
16	3	2-1-TEN 40	(13:24) (No Huddle, Shotgun) J.Locker pass short left to D.Walker to DAL 44 for 16 yards (J.Wilcox).
16	3	1-10-DAL 44	(12:51) (No Huddle, Shotgun) D.McCluster up the middle to DAL 28 for 16 yards (S.Moore).
13	2	2-8-TEN 4	(6:06) S.Greene up the middle to TEN 17 for 13 yards (B.Church).
12	2	1-10-TEN 20	(12:54) S.Greene left end to TEN 32 for 12 yards (B.Church).
12	3	1-10-TEN 8	(14:54) (Shotgun) J.Locker pass short left to K.Wright pushed ob at TEN 20 for 12 yards (J.Wilcox).
11	3	1-10-TEN 20	(14:29) (No Huddle, Shotgun) J.Locker pass short right to K.Wright to TEN 31 for 11 yards (B.Church).

## Touchdown Scoring Information

		Offense	Defense	Special Teams
VISITOR	Dallas Cowboys	2	0	0
HOME	Tennessee Titans	1	0	0

## Player Scoring Information

Club	Player	TD	Rush TD	Rec TD	KO TD	Punt TD	Int TD	Fum TD	Misc TD	FG	XP	2Pt Rush	2Pt Rec	Sfty	Points
DAL	D.Bailey	0	0	0	0	0	0	0	0	4	2	0	0	0	14
DAL	D.Murray	0	1	0	0	0	0	0	0	0	0	0	0	0	6
DAL	D.Bryant	0	0	1	0	0	0	0	0	0	0	0	0	0	6
TEN	D.Walker	0	0	1	0	0	0	0	0	0	0	0	0	0	6
TEN	R.Succop	0	0	0	0	0	0	0	0	1	1	0	0	0	4

## Possession Detail

	First Half		Second Half		Game	
	Visitor	Home	Visitor	Home	Visitor	Home
Largest Lead	16	0	16	0	16	0
Drives Leading	4	0	4	0	8	0
Time of Possession Leading	9:46	0:00	19:30	0:00	29:16	0:00
Largest Deficit	0	-16	0	-16	0	-16
Drives Trailing	0	5	0	5	0	10
Time of Possession Trailing	0:00	5:27	0:00	10:30	0:00	15:57
Times Score Tied Up		0		0		0
Lead Changes		1		0		1

# Playtime Percentage

*Percent of playtime per player on offense, defense and special teams*

Dallas Cowboys						Tennessee Titans					
		Offense	Defense	Special Teams				Offense	Defense	Special Teams	
D Free	T	80 100%		6	22%	M Roos	T	49 100%		2	7%
J Witten	TE	80 100%		6	22%	C Warmack	G	49 100%		2	7%
T Smith	T	80 100%		6	22%	B Schwenke	C	49 100%		2	7%
R Leary	G	80 100%		6	22%	J Locker	QB	49 100%			
T Frederick	C	80 100%		6	22%	M Oher	T	49 100%			
Z Martin	G	80 100%		6	22%	A Levitre	G	49 100%			
T Romo	QB	80 100%				N Washington	WR	46 94%			
D Bryant	WR	60 75%				K Wright	WR	42 86%			
T Williams	WR	60 75%				J Hunter	WR	41 84%			
D Murray	RB	56 70%				D Walker	TE	40 82%		1	4%
C Beasley	WR	36 45%				D McCluster	RB	33 67%		4	15%
J Hanna	TE	20 25%		13	48%	T Thompson	TE	9 18%		21	78%
D Harris	WR	19 24%		19	70%	S Greene	RB	8 16%			
L Dunbar	RB	19 24%		13	48%	C Stevens	TE	7 14%		2	7%
G Escobar	TE	15 19%		8	30%	D Hagan	WR	6 12%		10	37%
T Clutts	FB	14 18%		3	11%	J Battle	TE	5 10%		19	70%
D Street	WR	10 12%				L Washington	RB	4 8%		7	26%
J Randle	RB	7 9%		6	22%	B Sankey	RB	4 8%			
J Parnell	T	4 5%		6	22%	B Wreh-Wilson	CB		80 100%	13	48%
B Carter	LB		49 100%	11	41%	M Griffin	FS		80 100%	6	22%
B Carr	CB		49 100%	4	15%	W Woodyard	LB		79 99%	6	22%
R McClain	LB		48 98%	2	7%	B Pollard	SS		78 98%	6	22%
B Church	SS		45 92%	14	52%	D Morgan	LB		75 94%	6	22%
M Claiborne	CB		45 92%	3	11%	C Sensabaugh	CB		68 85%	14	52%
S Moore	CB		44 90%			Z Gooden	LB		58 72%	12	44%
J Wilcox	FS		41 84%	15	56%	J Casey	DT		58 72%	5	19%
J Mincey	DE		35 71%	2	7%	K Wimbley	LB		56 70%	6	22%
T Crawford	DE		30 61%	8	30%	S Hill	NT		44 55%	5	19%
H Melton	DT		26 53%	2	7%	R Pitoitua	DE		41 51%	5	19%
N Hayden	DT		25 51%	2	7%	J McCourty	CB		41 51%	4	15%
G Selvie	DE		22 45%			K Klug	DT		29 36%	9	33%
D Coleman	DT		19 39%			S Phillips	LB		25 31%		
T McClain	DT		18 37%	2	7%	G Wilson	FS		22 28%	10	37%
J Crawford	DE		12 24%	3	11%	A Woods	NT		20 25%	6	22%
K Wilber	LB		11 22%	21	78%	M Martin	DT		17 21%	2	7%
J Heath	FS		10 20%	19	70%	M Huff	CB		6 8%	19	70%
A Hitchens	LB		9 18%	7	26%	Q Groves	LB		3 4%	19	70%
C Spillman	SS		1 2%	18	67%	A Williamson	LB			19	70%
C Lawrence	LB			17	63%	D Stafford	SS			19	70%
D Bailey	K			13	48%	A Ayers	LB			13	48%
C Jones	P			10	37%	B Kern	P			7	26%
L Ladouceur	LS			10	37%	B Brinkley	LS			7	26%
M Bernadeau	G			6	22%	R Succop	K			5	19%
T Patmon	CB			4	15%	C Spencer	G			2	7%
						T Lewan	T			2	7%

# 2014 TENNESSEE TITANS SEASON STATISTICS

Won 1, Lost 1

Date	W-L	Score	OT	Opponent	Attendance
09/07	W	26-10		Kansas City	73,569*
09/14	L	10-26		Dallas	69,143*
09/21				at Cincinnati	
09/28				at Indianapolis	
10/05				Cleveland	
10/12				Jacksonville	
10/19				at Washington	
10/26				Houston	
11/09				at Baltimore	
11/17				Pittsburgh	
11/23				at Philadelphia	
11/30				at Houston	
12/07				New York Giants	
12/14				New York Jets	
12/18				at Jacksonville	
12/28				Indianapolis	

\* Sellout

Statistic	Tenn.	Opp.
<b>Total First Downs</b>	<b>37</b>	<b>41</b>
Rushing	9	14
Passing	27	21
Penalty	1	6
3rd Down: Made/Att	9/26	10/28
3rd Down Pct.	34.6	35.7
4th Down: Made/Att	0/1	1/2
4th Down Pct.	0.0	50.0
<b>Possession Avg.</b>	<b>28:17</b>	<b>31:43</b>
<b>Total Net Yards</b>	<b>719</b>	<b>613</b>
Avg. Per Game	359.5	306.5
Total Plays	124	132
Avg. Per Play	5.8	4.6
<b>Net Yards Rushing</b>	<b>244</b>	<b>287</b>
Avg. Per Game	122.0	143.5
Total Rushes	51	60
<b>Net Yards Passing</b>	<b>475</b>	<b>326</b>
Avg. Per Game	237.5	163.0
Sacked/Yards Lost	6/25	8/52
Gross Yards	500	378
Att./Completions	67/40	64/38
Completion Pct.	59.7	59.4
Had Intercepted	2	3
<b>Punts/Average</b>	<b>11/48.1</b>	<b>9/48.1</b>
<b>Net Punting Avg.</b>	<b>11/40.6</b>	<b>9/43.9</b>
<b>Penalties/Yards</b>	<b>17/140</b>	<b>7/50</b>
<b>Fumbles/Ball Lost</b>	<b>2/0</b>	<b>1/1</b>
<b>Touchdowns</b>	<b>3</b>	<b>3</b>
Rushing	0	1
Passing	3	2
Returns	0	0

Score By Periods	Q1	Q2	Q3	Q4	OT	PTS
Team	0	10	20	6	0	36
Opponents	3	16	7	10	0	36

Scoring	TD	Rush	Rec	Ret	K-PAT	FG	S	PTS
Succop	0	0	0	0	3/3	5/5	0	18
Walker	2	0	2	0			0	12
Wright	1	0	1	0			0	6
<b>Team</b>	<b>3</b>	<b>0</b>	<b>3</b>	<b>0</b>	<b>3/3</b>	<b>5/5</b>	<b>0</b>	<b>36</b>
<b>Opponents</b>	<b>3</b>	<b>1</b>	<b>2</b>	<b>0</b>	<b>3/3</b>	<b>5/6</b>	<b>0</b>	<b>36</b>

2-Pt Conv: TM 0-0, OPP 0-0

**Sacks:** Casey 2, Hill 1, Klug 1, Pitoitua 1, Pollard 1, Sensabaugh 1, Wood-yard 1, **TM 8, OPP 6**

**FUM/Lost:** Walker 1/0, L. Washington 1/0

Rushing	No.	Yds	Avg	Long	TD
Greene	20	111	5.6	18	0
McCluster	13	59	4.5	16	0
Sankey	8	28	3.5	12	0
Locker	8	23	2.9	8	0
L. Washington	2	23	11.5	16	0
<b>Team</b>	<b>51</b>	<b>244</b>	<b>4.8</b>	<b>18</b>	<b>0</b>
<b>Opponents</b>	<b>60</b>	<b>287</b>	<b>4.8</b>	<b>22</b>	<b>1</b>

Receiving	No.	Yds	Avg	Long	TD
Walker	13	179	13.8	61t	2
Wright	9	77	8.6	14	1
Hunter	5	89	17.8	39	0
N. Washington	5	60	12.0	19	0
Hagan	2	34	17.0	25	0
McCluster	2	26	13.0	17	0
Thompson	2	24	12.0	13	0
L. Washington	2	11	5.5	8	0
<b>Team</b>	<b>40</b>	<b>500</b>	<b>12.5</b>	<b>61t</b>	<b>3</b>
<b>Opponents</b>	<b>38</b>	<b>378</b>	<b>9.9</b>	<b>27</b>	<b>2</b>

Interceptions	No.	Yds	Avg	Long	TD
McCourty	2	0	0.0	0	0
Griffin	1	12	12.0	12	0
<b>Team</b>	<b>3</b>	<b>12</b>	<b>4.0</b>	<b>12</b>	<b>0</b>
<b>Opponents</b>	<b>2</b>	<b>4</b>	<b>2.0</b>	<b>4</b>	<b>0</b>

Punting	No.	Yds	Avg	Net	TB	In	Lg	B
Kern	11	529	48.1	40.6	1	4	63	0
<b>Team</b>	<b>11</b>	<b>529</b>	<b>48.1</b>	<b>40.6</b>	<b>1</b>	<b>4</b>	<b>63</b>	<b>0</b>
<b>Opponents</b>	<b>9</b>	<b>433</b>	<b>48.1</b>	<b>43.9</b>	<b>2</b>	<b>3</b>	<b>62</b>	<b>0</b>

Punt Returns	Ret	FC	Yds	Avg	Long	TD
McCluster	1	3	-2	-2.0	-2	0
<b>Team</b>	<b>1</b>	<b>3</b>	<b>-2</b>	<b>-2.0</b>	<b>-2</b>	<b>0</b>
<b>Opponents</b>	<b>5</b>	<b>2</b>	<b>62</b>	<b>12.4</b>	<b>30</b>	<b>0</b>

Kickoff Returns	No.	Yds	Avg	Long	TD
L. Washington	5	69	13.8	22	0
Battle	1	21	21.0	21	0
<b>Team</b>	<b>6</b>	<b>90</b>	<b>15.0</b>	<b>22</b>	<b>0</b>
<b>Opponents</b>	<b>3</b>	<b>57</b>	<b>19.0</b>	<b>32</b>	<b>0</b>

Field Goals	1-19	20-29	30-39	40-49	50+
Succop	0/0	0/0	2/2	3/3	0/0
<b>Team</b>	<b>0/0</b>	<b>0/0</b>	<b>2/2</b>	<b>3/3</b>	<b>0/0</b>
<b>Opponents</b>	<b>0/0</b>	<b>0/0</b>	<b>1/1</b>	<b>3/4</b>	<b>1/1</b>

Succop: (36G,31G,46G,47G) (47G)

OPP: (35G,48N) (48G,44G,51G,48G)

Passing	Att	Cmp	Yds	Cmp%	Yds/Att	TD	TD%	Int	Int%	Long	Sack/Lost	Rating
Locker	67	40	500	59.7	7.46	3	4.5	2	3.0	61t	6/25	85.4
<b>Team</b>	<b>67</b>	<b>40</b>	<b>500</b>	<b>59.7</b>	<b>7.46</b>	<b>3</b>	<b>4.5</b>	<b>2</b>	<b>3.0</b>	<b>61t</b>	<b>6/25</b>	<b>85.4</b>
<b>Opponents</b>	<b>64</b>	<b>38</b>	<b>378</b>	<b>59.4</b>	<b>5.91</b>	<b>2</b>	<b>3.1</b>	<b>3</b>	<b>4.7</b>	<b>27</b>	<b>8/52</b>	<b>67.1</b>



## **TITANS GET SAD NEWS, LOSE TO BENGALS 33-7**

**BY JOE KAY**  
**ASSOCIATED PRESS**  
**SEPTEMBER 22, 2014**

CINCINNATI (AP) — The ball hung in the air.

Cornerback Blidi Wreh-Wilson could have picked it off and returned it for a touchdown.

Or, he could have leveled Andy Dalton, who was reaching up for the ball on the trick play.

He did neither, whiffing on the play.

That's how it went all game long for the Tennessee Titans.

Dalton turned his first career reception into a touchdown on Sunday, and the Cincinnati Bengals stayed undefeated with a 33-7 victory over a team playing shortly after it got some sad news.

A few hours before kickoff, the Titans (1-2) learned that kicker Rob Bironas had died overnight in a one-car crash in Nashville. He'd been released in March after his ninth season with Tennessee.

"Our hearts go out to his family," said kicker Ryan Succop, who missed a pair of field goal attempts in the first half. "Obviously we have heavy hearts, particularly the guys that were close with him. We feel for them right now."

Tennessee tried to respond to the sad news with a solid showing.

Not even close.

"It was real tough, with him being on the team all those years," running back Shonn Greene said. "We had some of our motivation and energy to play for him. It didn't work out."

Everything went wrong for the Titans, who committed a safety for holding in the end zone on a punt, missed two field goal attempts,

snapped the ball before Jake Locker was ready in shotgun formation, and whiffed on the game's defining play.

On the final play of the first quarter, Dalton flipped the ball to receiver Mohamed Sanu, who ran to his right while the quarterback sneaked toward the other side of the field.

Sanu stopped and threw a cross-field pass that hung in the air. Wreh-Wilson had a chance to pick it off or level the quarterback, who was reaching to catch the ball.

Wreh-Wilson did neither, lightly bumping Dalton as he ran by him. The quarterback made the catch and ran 18 yards, diving inside the pylon at the goal line to score. He was the first NFL quarterback to score on a catch since Kansas City's Tyler Thigpen in 2008.

"It's a sick situation for me," Wreh-Wilson said. "I saw the ball in the air, I should've made that play. I probably just should've taken a better angle and gone for the tackle."

What made it worse: The Titans had expected the play and practiced for it during the week. And it wasn't the only flub — there were plenty of those all-around.

"I'm a little upset with not performing even close to the way we're capable of," coach Ken Whisenhunt said. "What's happening to us is when we have an opportunity to make a play, we're not making it. We're not making the catch. We're not making the tackle. We're not making the kick."

The Bengals (3-0) head into their bye week with their best start in eight years and a chance to get some of their many injured players healthy.

Dalton's threw his first interception — Cincinnati's first turnover of the season — with 44 seconds left before halftime. But Locker forced a throw into coverage in the end

zone for an off-setting interception that left the Bengals with a 19-0 halftime lead.

The Bengals didn't have to do much in the second half other than let their defense finish it off. Dalton was 15 of 23 for 169 yards and wasn't sacked for the third straight game.

Pro Bowl receiver A.J. Green, who missed most of the last game with an injured big right toe, started and had six catches for 102 yards. He also drew a pair of pass interference penalties from Wreh-Wilson.

Giovani Bernard had a pair of 1-yard touchdown runs. His dive with 1:58 left in the third quarter completed a 14-play, 80-yard drive that lasted 7 minutes, 18 seconds and finished off Tennessee.

The Titans repeatedly undercut drives with penalties. Locker was 17 of 34 for 185 yards with two interceptions, two sacks and a passer rating of 41.9. Succop missed field goal attempts of 40 and 44 yards in the first half, helping Cincinnati take control.

The Titans ended the shutout on Greene's 1-yard touchdown run with 6:09 to go.

Notes: Quentin Groves was called for holding Cedric Peerman in the end zone on the punt, resulting in a safety. ... The Bengals set a club record with their 11th straight regular season win at home. They lost at Paul Brown Stadium in the playoffs last season. ... Pro Bowl LB Vontaze Burfict was inactive because of two concussions in two weeks.

###

# National Football League Game Summary

NFL Copyright © 2014 by The National Football League. All rights reserved. This summary and play-by-play is for the express purpose of assisting media in their coverage of the game; any other use of this material is prohibited without the written permission of the National Football League. Updated: 9/29/2014

Date: Sunday, 9/21/2014

Tennessee Titans at Cincinnati Bengals

Start Time: 1:02 PM EDT

at Paul Brown Stadium, Cincinnati, Ohio

Game Day Weather

Game Weather: Mostly CloudyTemp: 74° F (23.3° C) Humidity: 66%, Wind: NW 20 mph

Played Outdoor on Turf: UBU Sports Speed S5-M

Officials

Referee: Allen, Brad (122)Umpire: Bryan, Fred (11)Head Linesman: Mello, Jim (48)

Line Judge: Podraza, Tim (47)Side Judge: Hill, Tom (97)Field Judge: Rosenbaum, Doug (67)

Back Judge: Helverson, Scott (93)Replay Official: Lapetina, Jim

Lineups

Tennessee Titans				Cincinnati Bengals			
Offense		Defense		Offense		Defense	
WR	85 N.Washington	DE	92 R.Pitoitua	WR	18 A.Green	LDE	96 C.Dunlap
TE	88 C.Stevens	NT	94 S.Hill	LOT	77 A.Whitworth	NT	94 D.Peko
LT	71 M.Roos	DT	99 J.Casey	LG	65 C.Boling	DT	97 G.Atkins
LG	67 A.Levitre	OLB	91 D.Morgan	C	61 R.Bodine	RDE	95 W.Gilberry
C	62 B.Schwenke	ILB	59 W.Woodyard	RG	67 M.Pollak	SLB	59 E.Lamur
RG	70 C.Warmack	ILB	50 Z.Gooden	ROT	71 An.Smith	MLB	58 R.Mauualuga
RT	72 M.Oher	OLB	95 K.Wimbley	TE	84 J.Gresham	WLB	57 V.Rey
TE	82 D.Walker	CB	25 B.Wreh-Wilson	TE	74 M.Newhouse	LCB	23 T.Newman
WR	13 K.Wright	SS	31 B.Pollard	WR	12 M.Sanu	RCB	29 L.Hall
QB	10 J.Locker	FS	33 M.Griffin	QB	14 A.Dalton	SS	43 G.Iloka
RB	23 S.Greene	CB	30 J.McCourtay	HB	25 G.Bernard	FS	20 R.Nelson

Substitutions

P 6 B.Kern, K 8 R.Succop, WR 15 J.Hunter, RB 20 B.Sankey, S 21 G.Wilson, RB 22 D.McCluster, CB 24 C.Sensabaugh, DB 28 M.Huff, RB 29 L.Washington, S 39 D.Stafford, RB 44 J.Battle, LS 48 B.Brinkley, OLB 53 Q.Groves, LB 54 A.Williamson, LB 57 J.Anderson, OLB 58 S.Phillips, G-C 60 C.Spencer, T 77 T.Lewan, WR 80 D.Hagan, TE 84 T.Thompson, DL 96 A.Woods, DL 97 K.Klug

Substitutions

K 2 M.Nugent, P 10 K.Huber, WR 11 D.Sanzenbacher, QB 17 J.Campbell, WR 19 B.Tate, CB 21 D.Dennard, CB 24 A.Jones, S 26 T.Mays, CB 27 D.Kirkpatrick, HB 30 C.Peerman, HB 32 J.Hill, S 36 S.Williams, LS 46 C.Harris, LB 51 J.DiManche, LB 53 M.Flowers, G/C 60 T.Johnson, OT 72 T.Hawkinson, DT 75 D.Still, TE 83 K.Brock, WR 86 J.Wright, H-B 89 R.Hewitt, DE 91 R.Geathers, DE 93 W.Clarke, DE 99 M.Hunt

Did Not Play

QB 12 C.Whitehurst, CB 32 B.Harris

Did Not Play

Not Active

QB 7 Z.Mettenberger, WR 11 T.Graham, WR 17 K.Durham, OLB 56 A.Ayers, T 68 B.Stingily, DL 90 D.Jones, DL 93 M.Martin

Not Active

HB 33 R.Burkhead, CB 37 C.Lewis-Harris, LB 55 V.Burfict, LB 56 S.Porter, G 68 K.Zeitler, WR 82 M.Jones, DT 98 B.Thompson

Field Goals (made ( ) & missed)							
R.Succop		40WR 44WR	M.Nugent		(29)		
			1	2	3	4	OT
VISITOR:	Tennessee Titans		0	0	0	7	0
HOME:	Cincinnati Bengals		10	9	7	7	0

Scoring Plays							
Team	Qtr	Time	Play Description (Extra Point)	(Drive Info)	Visitor	Home	
Bengals	1	4:48	M.Nugent 29 yd. Field Goal (9-59, 4:03)			0	3
Bengals	1	0:00	A.Dalton 18 yd. pass from M.Sanu (M.Nugent kick) (5-73, 2:35)			0	10
Bengals	2	6:25	Penalty on Q.Groves enforced in end zone for a Safety			0	12
Bengals	2	3:29	G.Bernard 1 yd. run (M.Nugent kick) (1-17, 0:09)			0	19
Bengals	3	1:58	G.Bernard 1 yd. run (M.Nugent kick) (14-80, 7:18)			0	26
Bengals	4	9:26	J.Hill 4 yd. run (M.Nugent kick) (8-76, 4:07)			0	33
Titans	4	6:09	S.Greene 1 yd. run (R.Succop kick) (6-80, 3:17)			7	33
Paid Attendance: 56,743						Time: 2:56	

## Final Team Statistics

	Visitor Titans	Home Bengals
TOTAL FIRST DOWNS	22	25
By Rushing	11	11
By Passing	7	10
By Penalty	4	4
THIRD DOWN EFFICIENCY	2-12-17%	3-9-33%
FOURTH DOWN EFFICIENCY	1-2-50%	0-1-0%
TOTAL NET YARDS	326	300
Total Offensive Plays (inc. times thrown passing)	64	57
Average gain per offensive play	5.1	5.3
NET YARDS RUSHING	149	116
Total Rushing Plays	28	31
Average gain per rushing play	5.3	3.7
Tackles for a loss-number and yards	0-0	1-2
NET YARDS PASSING	177	184
Times thrown - yards lost attempting to pass	2-8	0-0
Gross yards passing	185	184
PASS ATTEMPTS-COMPLETIONS-HAD INTERCEPTED	34-17-2	26-17-1
Avg gain per pass play (inc.# thrown passing)	4.9	7.1
KICKOFFS Number-In End Zone-Touchbacks	3-1-1	6-6-4
PUNTS Number and Average	4-35.3	4-49.3
Had Blocked	0	0
FGs - PATs Had Blocked	0-0	0-0
Net Punting Average	25.3	49.0
TOTAL RETURN YARDAGE (Not Including Kickoffs)	1	2
No. and Yards Punt Returns	1-1	0-0
No. and Yards Kickoff Returns	2-56	1-18
No. and Yards Interception Returns	1-0	2-2
PENALTIES Number and Yards	11-99	7-50
FUMBLES Number and Lost	2-0	0-0
TOUCHDOWNS	1	4
Rushing	1	3
Passing	0	1
EXTRA POINTS Made-Attempts	1-1	4-4
Kicking Made-Attempts	1-1	4-4
FIELD GOALS Made-Attempts	0-2	1-1
RED ZONE EFFICIENCY	1-2-50%	4-5-80%
GOAL TO GO EFFICIENCY	1-1-100%	3-3-100%
SAFETIES	0	1
FINAL SCORE	7	33
TIME OF POSSESSION	31:16	28:44

## Tennessee Titans

## Cinnamati Bengals

[illegible]

Play By Play

First Quarter

9/21/2014

CIN wins the coin toss and elects to defer. TEN elects to Receive, and CIN elects to defend the north goal.

M.Nugent kicks 65 yards from CIN 35 to end zone, Touchback.

Tennessee Titans at 15:00

1-10-TEN 20	(15:00) (Shotgun) S.Greene right tackle to TEN 20 for no gain (V.Rey).	
2-10-TEN 20	(14:24) (Shotgun) S.Greene right guard to TEN 22 for 2 yards (W.Gilberry; G.Atkins).	
3-8-TEN 22	(13:41) (Shotgun) J.Locker scrambles up the middle to CIN 49 for 29 yards (C.Dunlap).	R1
<u>1-10-CIN 49</u>	(12:55) S.Greene right end to CIN 44 for 5 yards (D.Peko; G.Iloka).	
2-5-CIN 44	(12:16) (Shotgun) J.Locker pass short right to K.Wright to CIN 43 for 1 yard (R.Nelson).	
3-4-CIN 43	(11:30) (Shotgun) J.Locker pass short middle to D.Walker to CIN 20 for 23 yards (E.Lamur) [R.Geathers].	P2
<u>1-10-CIN 20</u>	(10:46) S.Greene right tackle to CIN 18 for 2 yards (D.Still).	
2-8-CIN 18	(10:00) (Shotgun) PENALTY on TEN-A.Levitre, False Start, 5 yards, enforced at CIN 18 - No Play.	
2-13-CIN 23	(9:45) (Shotgun) J.Locker pass incomplete short right to K.Wright.	
3-13-CIN 23	(9:40) (Shotgun) J.Locker pass short left to K.Wright to CIN 21 for 2 yards (L.Hall).	
4-11-CIN 21	(8:56) R.Succop 40 yard field goal is No Good, Wide Right, Center-B.Brinkley, Holder-B.Kern.	

Cincinnati Bengals at 8:51

1-10-CIN 30	(8:51) A.Dalton pass short right to A.Green to CIN 45 for 15 yards (Z.Gooden; J.McCourty).	P1
<u>1-10-CIN 45</u>	(8:16) G.Bernard left tackle to TEN 48 for 7 yards (B.Pollard).	
2-3-TEN 48	(7:44) G.Bernard right guard to TEN 43 for 5 yards (D.Morgan).	R2
<u>1-10-TEN 43</u>	(7:12) (Shotgun) A.Dalton pass short left to A.Green pushed ob at TEN 32 for 11 yards (J.McCourty).	P3
<u>1-10-TEN 32</u>	(6:45) G.Bernard left guard to TEN 31 for 1 yard (W.Woodyard).	
2-9-TEN 31	(6:07) (Shotgun) A.Dalton pass incomplete short left to A.Green.	
	PENALTY on TEN-B.Wreh-Wilson, Defensive Pass Interference, 13 yards, enforced at TEN 31 - No Play.	X4
<u>1-10-TEN 18</u>	(6:02) G.Bernard left guard to TEN 16 for 2 yards (K.Wimbley; W.Woodyard).	
2-8-TEN 16	(5:31) (Shotgun) A.Dalton pass short left to J.Gresham to TEN 11 for 5 yards (B.Wreh-Wilson).	
3-3-TEN 11	(4:56) (Shotgun) A.Dalton pass incomplete short right to M.Sanu.	
4-3-TEN 11	(4:52) M.Nugent 29 yard field goal is GOOD, Center-C.Harris, Holder-K.Huber.	

TEN 0 CIN 3, 9 plays, 59 yards, 1 penalty, 4:03 drive, 10:12 elapsed

M.Nugent kicks 65 yards from CIN 35 to end zone, Touchback.

Tennessee Titans at 4:48

1-10-TEN 20	(4:48) (Shotgun) S.Greene left end pushed ob at TEN 40 for 20 yards (G.Iloka).	R3
<u>1-10-TEN 40</u>	(4:14) J.Locker pass short right to D.Walker to TEN 42 for 2 yards (R.Nelson; R.Mauluga).	
2-8-TEN 42	(3:33) S.Greene left tackle to TEN 43 for 1 yard (D.Peko).	
3-7-TEN 43	(2:47) (Shotgun) J.Locker pass incomplete short middle to J.Hunter (A.Jones) [E.Lamur].	
4-7-TEN 43	(2:42) B.Kern punts 30 yards to CIN 27, Center-B.Brinkley, out of bounds.	

Cincinnati Bengals at 2:35

1-10-CIN 27	(2:35) J.Hill right end to CIN 35 for 8 yards (K.Wimbley).	
2-2-CIN 35	(1:58) G.Bernard right end pushed ob at CIN 40 for 5 yards (M.Griffin).	R5
<u>1-10-CIN 40</u>	(1:30) A.Dalton pass short right to A.Green to TEN 47 for 13 yards (J.McCourty).	P6
<u>1-10-TEN 47</u>	(:53) (Shotgun) A.Dalton pass short right to A.Green to TEN 18 for 29 yards (J.McCourty).	P7
<u>1-10-TEN 18</u>	(:06) (Shotgun) M.Sanu pass short left to A.Dalton for 18 yards, TOUCHDOWN. {Dalton pitched out to Sanu, who then passed to Dalton.}	P8
	M.Nugent extra point is GOOD, Center-C.Harris, Holder-K.Huber.	

TEN 0 CIN 10, 5 plays, 73 yards, 2:35 drive, 15:00 elapsed

END OF QUARTER

	Score	Time Poss	First Downs				Efficiencies	
			R	P	X	T	3 Down	4 Down
Tennessee Titans	0	8:22	2	1	0	3	2/4	0/0
Cincinnati Bengals	10	6:38	2	5	1	8	0/1	0/0



Second Quarter

9/21/2014

Play By Play

Tennessee Titans continued.

M.Nugent kicks 65 yards from CIN 35 to TEN 0. L.Washington to TEN 29 for 29 yards (C.Peerman).

Tennessee Titans at 15:00, (1st play from scrimmage 14:54)

1-10-TEN 29	(14:54) (Shotgun) B.Sankey right tackle to TEN 32 for 3 yards (E.Lamur; R.Geathers).	
2-7-TEN 32	(14:15) (Shotgun) B.Sankey left tackle to TEN 43 for 11 yards (R.Nelson).	R4
<u>1-10-TEN 43</u>	(13:39) (Shotgun) J.Locker pass short right to K.Wright pushed ob at CIN 49 for 8 yards (A.Jones).	
2-2-CIN 49	(13:07) (Shotgun) B.Sankey up the middle to CIN 47 for 2 yards (D.Still).	R5
<u>1-10-CIN 47</u>	(12:29) (Shotgun) J.Locker pass short left to J.Hunter pushed ob at CIN 28 for 19 yards (G.Iloka).	P6
<u>1-10-CIN 28</u>	(12:04) (Shotgun) B.Sankey right guard to CIN 26 for 2 yards (A.Jones).	
2-8-CIN 26	(11:26) (Shotgun) J.Locker pass incomplete short left to K.Wright.	
3-8-CIN 26	(11:22) (Shotgun) J.Locker pass incomplete short right to D.Walker (T.Newman).	
4-8-CIN 26	(11:16) R.Succop 44 yard field goal is No Good, Wide Right, Center-B.Brinkley, Holder-B.Kern.	

Cincinnati Bengals at 11:11

1-10-CIN 34	(11:11) A.Dalton pass short middle to R.Hewitt to CIN 40 for 6 yards (A.Williamson).	
2-4-CIN 40	(10:32) J.Hill right guard to CIN 47 for 7 yards (A.Williamson; W.Woodyard).	R9
<u>1-10-CIN 47</u>	(9:54) A.Dalton pass incomplete short right to A.Green (B.Wreh-Wilson).	
2-10-CIN 47	(9:49) J.Hill right guard to CIN 45 for -2 yards (A.Williamson).	
3-12-CIN 45	(9:14) (Shotgun) A.Dalton pass short middle to M.Sanu to CIN 47 for 2 yards (J.Casey).	
4-10-CIN 47	(8:43) K.Huber punts 51 yards to TEN 2, Center-C.Harris, downed by CIN-C.Peerman.	

Tennessee Titans at 8:32

1-10-TEN 2	(8:32) S.Greene right guard to TEN 3 for 1 yard (T.Newman; M.Hunt).	
2-9-TEN 3	(7:56) S.Greene left end to TEN 3 for no gain (L.Hall).	
3-9-TEN 3	(7:10) (Shotgun) J.Locker scrambles right end pushed ob at TEN 4 for 1 yard (C.Dunlap).	
4-8-TEN 4	(6:36) B.Kern punts 43 yards to TEN 47, Center-B.Brinkley, downed by TEN-B.Brinkley.	
	PENALTY on TEN-Q.Groves, Offensive Holding, 4 yards, enforced in End Zone, SAFETY - No Play.	

TEN 0 CIN 12, Safety, 8:35 elapsed

B.Kern kicks 58 yards from TEN 20 to CIN 22. B.Tate to CIN 40 for 18 yards (Q.Groves).

Cincinnati Bengals at 6:25, (1st play from scrimmage 6:20)

1-10-CIN 40	(6:20) G.Bernard right tackle to CIN 41 for 1 yard (J.Casey).	
	PENALTY on CIN-C.Boling, Offensive Holding, 10 yards, enforced at CIN 40 - No Play.	
1-20-CIN 30	(5:57) A.Dalton pass short left to B.Tate to CIN 35 for 5 yards (J.McCourty).	
2-15-CIN 35	(5:25) (Shotgun) A.Dalton pass incomplete short right to G.Bernard.	
3-15-CIN 35	(5:20) (Shotgun) A.Dalton pass short left to M.Sanu to CIN 40 for 5 yards (C.Sensabaugh; B.Pollard).	
4-10-CIN 40	(4:49) K.Huber punts 49 yards to TEN 11, Center-C.Harris. D.McCluster to TEN 12 for 1 yard (D.Dennard).	
	PENALTY on TEN-B.Wreh-Wilson, Face Mask (15 Yards), 6 yards, enforced at TEN 12.	

Tennessee Titans at 4:38

1-10-TEN 6	(4:38) S.Greene left end to TEN 7 for 1 yard (G.Iloka).	
2-9-TEN 7	(3:56) (Shotgun) J.Locker pass incomplete deep right to N.Washington.	
3-9-TEN 7	(3:49) (Shotgun) J.Locker pass short left intended for D.Walker INTERCEPTED by R.Geathers (G.Iloka) at TEN 19. R.Geathers to TEN 17 for 2 yards (K.Wright).	

Cincinnati Bengals at 3:38

1-10-TEN 17	(3:38) A.Dalton pass incomplete deep right to A.Green.	
	PENALTY on TEN-B.Wreh-Wilson, Defensive Pass Interference, 16 yards, enforced at TEN 17 - No Play.	X10
<u>1-1-TEN 1</u>	(3:32) G.Bernard right guard for 1 yard, TOUCHDOWN.	R11
	M.Nugent extra point is GOOD, Center-C.Harris, Holder-K.Huber.	

TEN 0 CIN 19, 1 plays, 17 yards, 1 penalty, 0:09 drive, 11:31 elapsed

M.Nugent kicks 67 yards from CIN 35 to TEN -2. L.Washington to TEN 25 for 27 yards (C.Peerman).

Tennessee Titans at 3:29, (1st play from scrimmage 3:24)

1-10-TEN 25	(3:24) (Shotgun) J.Locker pass short middle to D.Walker to TEN 42 for 17 yards (T.Newman; R.Nelson).	P7
<u>1-10-TEN 42</u>	(2:57) (Shotgun) J.Locker scrambles up the middle to CIN 43 for 15 yards (G.Iloka).	R8
<u>1-10-CIN 43</u>	(2:26) (Shotgun) PENALTY on TEN-M.Roos, False Start, 5 yards, enforced at CIN 43 - No Play.	

Tennessee Titans vs Cincinnati Bengals at Paul Brown Stadium

1-15-CIN 48 (2:01) (Shotgun) J.Locker pass short right to K.Wright to CIN 43 for 5 yards (R.Nelson).

Two-Minute Warning

2-10-CIN 43 (1:50) (Shotgun) J.Locker FUMBLES (Aborted) at CIN 43, recovered by TEN-D.Walker at CIN 45. D.Walker to CIN 45 for no gain (E.Lamur).

3-12-CIN 45 (1:07) (Shotgun) J.Locker pass incomplete deep left to K.Wright.

4-12-CIN 45 (1:02) B.Kern punts 45 yards to end zone, Center-B.Brinkley, Touchback.

Cincinnati Bengals at 0:50

1-10-CIN 20 (:50) A.Dalton pass short left intended for G.Bernard INTERCEPTED by G.Wilson at CIN 22. G.Wilson to CIN 22 for no gain (C.Boling).

Timeout #1 by CIN at 00:44.

Tennessee Titans at 0:44

1-10-CIN 22 (:44) (Shotgun) J.Locker pass short middle to D.Walker to CIN 10 for 12 yards (G.Iloka). P9

PENALTY on TEN-M.Oher, Unnecessary Roughness, 15 yards, enforced between downs.

1-10-CIN 25 (:36) (Shotgun) J.Locker pass short left to D.McCluster to CIN 23 for 2 yards (C.Dunlap).

Timeout #1 by TEN at 00:27.

2-8-CIN 23 (:27) (Shotgun) J.Locker pass deep middle intended for N.Washington INTERCEPTED by R.Nelson at CIN -1. Touchback.

Cincinnati Bengals at 0:16

1-10-CIN 20 (:16) A.Dalton kneels to CIN 19 for -1 yards.

END OF QUARTER	Score	Time Poss	First Downs				Efficiencies	
			R	P	X	T	3 Down	4 Down
Tennessee Titans	0	10:03	3	3	0	6	0/4	0/0
Cincinnati Bengals	19	4:57	2	0	1	3	0/2	0/0

First Half Summary

PERIOD SCORES		TIME OF POSSESSION	
Titans	0 0 = 0	Titans	18:25
Bengals	10 9 = 19	Bengals	11:35

Scoring Plays					Visitor	Home
Team	Qtr	Time	Play Description (Extra Point) (Drive Info)			
Bengals	1	4:48	M.Nugent 29 yd. Field Goal (9-59, 4:03)		0	3
Bengals	1	0:00	A.Dalton 18 yd. pass from M.Sanu (M.Nugent kick) (5-73, 2:35)		0	10
Bengals	2	6:25	Penalty on Q.Groves enforced in end zone for a Safety		0	12
Bengals	2	3:29	G.Bernard 1 yd. run (M.Nugent kick) (1-17, 0:09)		0	19

	Tennessee Titans	Cincinnati Bengals
TOTAL FIRST DOWNS	9	11
First Downs Rushing-Passing-by Penalty	5 - 4 - 0	4 - 5 - 2
THIRD DOWN EFFICIENCY	2-8-25%	0-3-0%
TOTAL NET YARDS	186	142
Total Offensive Plays	35	24
NET YARDS RUSHING	95	33
NET YARDS PASSING	91	109
Gross Yards Passing	91	109
Times thrown-yards lost attempting to pass	0-0	0-0
Pass Attempts-Completions-Had Intercepted	18 - 10 - 2	14 - 10 - 1
Punts-Number and Average	2 - 37.5	2 - 50
Penalties-Number and Yards	7 - 64	1 - 10
Fumbles-Number and Lost	1 - 0	0 - 0
Red Zone Efficiency	0-1-0%	2-3-67%
Average Drive Start	TEN 26	CIN 36

Tennessee Titans										Cincinnati Bengals									
RUSHING						RUSHING						RUSHING							
	ATT	YDS	AVG	LG	TD		ATT	YDS	AVG	LG	TD		ATT	YDS	AVG	LG	TD		
J.Locker	4	45	11.3	29	0	G.Bernard	6	21	3.5	7	1	J.Hill	3	13	4.3	8	0		
S.Greene	9	32	3.6	20	0	A.Dalton	1	-1	-1.0	-1	0								
B.Sankey	4	18	4.5	11	0	Total	10	33	3.3	8	1								
Total	17	95	5.6	29	0														
PASSING										PASSING									
	ATT	CMP	YDS	SK/YD	TD	LG	IN	RT		ATT	CMP	YDS	SK/YD	TD	LG	IN	RT		
J.Locker	18	10	91	0/0	0	23	2	29.9	A.Dalton	13	9	91	0/0	0	29	1	56.9		
									M.Sanu	1	1	18	0/0	1	18	0	158.3		
Total	18	10	91	0/0	0	23	2	29.9	Total	14	10	109	0/0	1	29	1	88.1		
PASS RECEIVING										PASS RECEIVING									
	TAR	REC	YDS	AVG	LG	TD				TAR	REC	YDS	AVG	LG	TD				
D.Walker	6	4	54	13.5	23	0	A.Green	5	4	68	17.0	29	0						
K.Wright	7	4	16	4.0	8	0	M.Sanu	3	2	7	3.5	5	0						
J.Hunter	2	1	19	19.0	19	0	A.Dalton	1	1	18	18.0	18	1						
D.McCluster	1	1	2	2.0	2	0	R.Hewitt	1	1	6	6.0	6	0						
N.Washington	2	0	0	0.0	0	0	J.Gresham	1	1	5	5.0	5	0						
							B.Tate	1	1	5	5.0	5	0						
							G.Bernard	2	0	0	0.0	0	0						
Total	18	10	91	9.1	23	0	Total	14	10	109	10.9	29	1						

Tennessee Titans										Cincinnati Bengals									
Regular Defensive Plays										Special Teams									
		TKL	AST	COMB	SK	/ YDS	TFL	Q	IN	PD	FF	FR			TKL	AST	FF	FR	BL
J.McCourty		4	1	5	0	0	0	0	0	0	0	0			0	0	0	0	0
A.Williamson		2	1	3	0	0	1	0	0	0	0	0			0	0	0	0	0
W.Woodyard		1	2	3	0	0	0	0	0	0	0	0			0	0	0	0	0
B.Pollard		1	1	2	0	0	0	0	0	0	0	0			0	0	0	0	0
Total		8	5	13	0	0	1	0	0	0	0	0			0	0	0	0	0

9/21/2014 at Paul Brown Stadium

[illegible]

Third Quarter

9/21/2014

Play By Play

CIN elects to Receive, and TEN elects to defend the North goal.

R.Succop kicks 65 yards from TEN 35 to end zone, Touchback.

Cincinnati Bengals at 15:00

- 1-10-CIN 20 (15:00) G.Bernard left end to CIN 20 for no gain (G.Wilson).
- 2-10-CIN 20 (14:23) A.Dalton pass incomplete deep middle to M.Sanu (J.McCourty).  
Timeout #1 by CIN at 14:13.
- 3-10-CIN 20 (14:13) (Shotgun) A.Dalton pass incomplete short left to A.Green.
- 4-10-CIN 20 (14:09) K.Huber punts 55 yards to TEN 25, Center-C.Harris, downed by CIN-D.Kirkpatrick.

Tennessee Titans at 13:55

- 1-10-TEN 25 (13:55) (Shotgun) B.Sankey left tackle to TEN 43 for 18 yards (G.Iloka). R10
- 1-10-TEN 43 (13:22) (Shotgun) B.Sankey up the middle to TEN 47 for 4 yards (R.Maulaluga).
- 2-6-TEN 47 (12:50) (Shotgun) B.Sankey right guard to CIN 44 for 9 yards (C.Dunlap). R11
- 1-10-CIN 44 (12:18) (Shotgun) B.Sankey left guard to CIN 35 for 9 yards (R.Nelson; R.Geathers).
- 2-1-CIN 35 (11:43) (Shotgun) B.Sankey right tackle to CIN 33 for 2 yards (R.Geathers). CIN-G.Iloka was injured during the play. R12
- 1-10-CIN 33 (11:15) (Shotgun) B.Sankey left end to CIN 11 for 22 yards (L.Hall).  
PENALTY on TEN-A.Levitre, Offensive Holding, 10 yards, enforced at CIN 33 - No Play.
- 1-20-CIN 43 (10:44) (Shotgun) J.Locker pass short left to J.Hunter to CIN 37 for 6 yards (A.Jones).
- 2-14-CIN 37 (10:10) (Shotgun) J.Locker pass incomplete deep middle to D.Walker.
- 3-14-CIN 37 (10:05) (Shotgun) J.Locker sacked at CIN 42 for -5 yards (C.Dunlap).
- 4-19-CIN 42 (9:26) B.Kern punts 42 yards to end zone, Center-B.Brinkley, Touchback.

Cincinnati Bengals at 9:16

- 1-10-CIN 20 (9:16) (Shotgun) A.Dalton pass incomplete short right to A.Green (S.Hill).
- 2-10-CIN 20 (9:11) G.Bernard right guard to CIN 25 for 5 yards (W.Woodyard).
- 3-5-CIN 25 (8:38) (Shotgun) A.Dalton pass short left to M.Sanu ran ob at CIN 36 for 11 yards (S.Phillips). P12
- 1-10-CIN 36 (8:05) (Shotgun) A.Dalton pass incomplete short left to M.Sanu.  
PENALTY on TEN-B.Wreh-Wilson, Illegal Use of Hands, 5 yards, enforced at CIN 36 - No Play. X13
- 1-10-CIN 41 (7:59) G.Bernard up the middle to CIN 45 for 4 yards (J.Casey).
- 2-6-CIN 45 (7:32) G.Bernard left tackle to CIN 45 for no gain (G.Wilson; A.Woods).
- 3-6-CIN 45 (7:03) (Shotgun) PENALTY on TEN-K.Klug, Neutral Zone Infraction, 5 yards, enforced at CIN 45 - No Play.
- 3-1-50 (6:41) A.Dalton up the middle to TEN 49 for 1 yard (W.Woodyard). R14
- 1-10-TEN 49 (6:01) (Shotgun) A.Dalton pass short middle to A.Green to TEN 39 for 10 yards (B.Wreh-Wilson). P15
- 1-10-TEN 39 (5:27) G.Bernard right guard pushed ob at TEN 27 for 12 yards (B.Pollard). R16
- 1-10-TEN 27 (5:00) B.Tate right end pushed ob at TEN 15 for 12 yards (B.Pollard). {end around} R17
- 1-10-TEN 15 (4:30) G.Bernard right guard to TEN 13 for 2 yards (A.Woods).
- 2-8-TEN 13 (3:52) (Shotgun) A.Dalton pass short right to G.Bernard pushed ob at TEN 6 for 7 yards (M.Griffin).
- 3-1-TEN 6 (3:19) A.Dalton right guard to TEN 3 for 3 yards (S.Hill). R18
- 1-3-TEN 3 (2:43) G.Bernard up the middle to TEN 1 for 2 yards (M.Griffin).
- 2-1-TEN 1 (2:03) G.Bernard right guard for 1 yard, TOUCHDOWN. R19  
M.Nugent extra point is GOOD, Center-C.Harris, Holder-K.Huber.

TEN 0 CIN 26, 14 plays, 80 yards, 2 penalties, 7:18 drive, 13:02 elapsed

M.Nugent kicks 65 yards from CIN 35 to end zone, Touchback.

Tennessee Titans at 1:58

- 1-10-TEN 20 (1:58) (Shotgun) J.Locker pass short right to D.McCluster to TEN 28 for 8 yards (E.Lamur; T.Newman).  
PENALTY on CIN-A.Jones, Illegal Contact, 5 yards, enforced at TEN 20 - No Play. X13
- 1-10-TEN 25 (1:40) (Shotgun) J.Locker sacked at TEN 22 for -3 yards (D.Dennard).
- 2-13-TEN 22 (1:07) (Shotgun) J.Locker pass short left to J.Hunter to TEN 34 for 12 yards (A.Jones).
- 3-1-TEN 34 (:37) (Shotgun) D.McCluster up the middle to TEN 34 for no gain (D.Peko).

END OF QUARTER

	Score	Time Poss	First Downs				Efficiencies	
			R	P	X	T	3 Down	4 Down
Tennessee Titans	0	6:37	3	0	1	4	0/2	0/0
Cincinnati Bengals	26	8:23	5	2	1	8	3/4	0/0



## Play By Play

## Fourth Quarter

9/21/2014

Tennessee Titans continued.

4-1-TEN 34	(15:00) J.Battle left guard to TEN 39 for 5 yards (V.Rey).	R14
<u>1-10-TEN 39</u>	(14:28) (Shotgun) J.Locker pass short middle to D.McCluster to CIN 48 for 13 yards (D.Dennard).	P15
<u>1-10-CIN 48</u>	(13:58) (Shotgun) J.Locker pass incomplete deep middle to K.Wright.	
2-10-CIN 48	(13:52) (Shotgun) J.Locker pass incomplete short right to N.Washington.	
3-10-CIN 48	(13:47) (Shotgun) J.Locker pass incomplete deep middle to T.Thompson.	
4-10-CIN 48	(13:41) B.Kern punts 24 yards to CIN 24, Center-B.Brinkley, fair catch by B.Tate.	

Cincinnati Bengals at 13:33

1-10-CIN 24	(13:33) (Shotgun) J.Hill left end pushed ob at CIN 36 for 12 yards (S.Hill; W.Woodyard).	R20
<u>1-10-CIN 36</u>	(12:59) J.Hill right guard to CIN 42 for 6 yards (G.Wilson).	
2-4-CIN 42	(12:17) A.Dalton pass short right to M.Sanu to TEN 46 for 12 yards (C.Sensabaugh).	P21
<u>1-10-TEN 46</u>	(11:32) (Shotgun) A.Dalton pass short middle to M.Sanu to TEN 32 for 14 yards (C.Sensabaugh).	P22
<u>1-10-TEN 32</u>	(10:59) J.Hill right tackle to TEN 28 for 4 yards (W.Woodyard; K.Wimbley).	
2-6-TEN 28	(10:15) (Shotgun) A.Dalton pass short middle to A.Green to TEN 4 for 24 yards (B.Wreh-Wilson).	P23
<u>1-4-TEN 4</u>	(9:31) A.Dalton pass incomplete short left to M.Sanu.	
2-4-TEN 4	(9:28) (Shotgun) J.Hill right tackle for 4 yards, TOUCHDOWN.	R24
	M.Nugent extra point is GOOD, Center-C.Harris, Holder-K.Huber.	

TEN 0 CIN 33, 8 plays, 76 yards, 4:07 drive, 5:34 elapsed

M.Nugent kicks 65 yards from CIN 35 to end zone, Touchback.

Tennessee Titans at 9:26

1-10-TEN 20	(9:26) (Shotgun) J.Locker pass short left to B.Sankey pushed ob at TEN 29 for 9 yards (A.Jones).	
2-1-TEN 29	(9:06) (Shotgun) J.Locker scrambles up the middle to TEN 35 for 6 yards (C.Dunlap).	R16
<u>1-10-TEN 35</u>	(8:23) (Shotgun) B.Sankey left end to TEN 40 for 5 yards (R.Mauluga).	
	Penalty on TEN-A.Levitre, Offensive Holding, offsetting, enforced at TEN 35 - No Play.	
	Penalty on CIN-C.Dunlap, Unsportsmanlike Conduct, offsetting.	
1-10-TEN 35	(7:56) (Shotgun) J.Locker pass short right to C.Stevens pushed ob at CIN 45 for 20 yards (G.Iloka).	P17
	PENALTY on CIN-D.Kirkpatrick, Unnecessary Roughness, 15 yards, enforced at CIN 45.	X18
<u>1-10-CIN 30</u>	(7:22) (Shotgun) B.Sankey left tackle to CIN 29 for 1 yard (W.Gilberry; G.Atkins).	
2-9-CIN 29	(6:50) (Shotgun) J.Locker pass deep right to K.Wright to CIN 1 for 28 yards (D.Kirkpatrick).	P19
	PENALTY on CIN-D.Kirkpatrick, Face Mask (15 Yards), 0 yards, enforced at CIN 1.	X20
<u>1-1-CIN 1</u>	(6:23) PENALTY on CIN, Defensive 12 On-field, 0 yards, enforced at CIN 1 - No Play.	
1-1-CIN 1	(6:14) S.Greene up the middle for 1 yard, TOUCHDOWN.	R21
	R.Succop extra point is GOOD, Center-B.Brinkley, Holder-B.Kern.	

TEN 7 CIN 33, 6 plays, 80 yards, 3 penalties, 3:17 drive, 8:51 elapsed

R.Succop kicks onside 12 yards from TEN 35 to TEN 47. D.Sanzenbacher (didn't try to advance) to TEN 47 for no gain (J.Anderson).

Cincinnati Bengals at 6:09, (1st play from scrimmage 6:08)

1-10-TEN 47	(6:08) {J.Campbell in as CIN QB} C.Peerman right end to TEN 44 for 3 yards (Z.Gooden; J.Casey).	
	PENALTY on TEN-W.Woodyard, Unnecessary Roughness, 15 yards, enforced at TEN 44.	X25
<u>1-10-TEN 29</u>	(5:42) C.Peerman right tackle to TEN 26 for 3 yards (Z.Gooden; R.Pitoitua).	
2-7-TEN 26	(4:58) C.Peerman left tackle to TEN 24 for 2 yards (M.Griffin).	
3-5-TEN 24	(4:12) J.Campbell pass short right to K.Brock to TEN 27 for -3 yards (B.Pollard).	
4-8-TEN 27	(3:24) (Shotgun) J.Campbell pass incomplete short right to J.Wright.	

Tennessee Titans at 3:20

1-10-TEN 27	(3:20) (Shotgun) J.Locker FUMBLES (Aborted) at TEN 27, and recovers at TEN 27. J.Locker pass incomplete short right. CIN-M.Hunt was injured during the play. {thrown away}	
2-10-TEN 27	(3:09) (Shotgun) J.Locker pass incomplete deep middle to J.Hunter [J.DiManche].	
3-10-TEN 27	(2:59) (Shotgun) J.Locker pass incomplete deep middle to N.Washington.	
	PENALTY on CIN-V.Rey, Unnecessary Roughness, 15 yards, enforced at TEN 27 - No Play.	X22
<u>1-10-TEN 42</u>	(2:52) (Shotgun) J.Locker pass incomplete short right to J.Hunter.	
2-10-TEN 42	(2:46) (Shotgun) J.Locker pass short middle to C.Stevens to TEN 48 for 6 yards (V.Rey).	
3-4-TEN 48	(2:19) (Shotgun) J.Locker pass incomplete deep middle to J.Hunter.	
4-4-TEN 48	(2:10) (Shotgun) J.Locker pass incomplete short right to K.Wright.	

Tennessee Titans vs Cincinnati Bengals at Paul Brown Stadium

Cincinnati Bengals at 2:06

1-10-TEN 48 (2:06) C.Peerman right guard to TEN 45 for 3 yards (W.Woodyard).

Two-Minute Warning

2-7-TEN 45 (2:00) R.Hewitt up the middle to TEN 45 for no gain (W.Woodyard).

3-7-TEN 45 (1:18) C.Peerman left tackle to TEN 41 for 4 yards (A.Williamson; S.Hill).

4-3-TEN 41 (1:18) (Punt formation) PENALTY on CIN-K.Huber, Delay of Game, 5 yards, enforced at TEN 41 - No Play.

4-8-TEN 46 (:28) K.Huber punts 42 yards to TEN 4, Center-C.Harris, downed by CIN-D.Kirkpatrick.

Tennessee Titans at 0:16

1-10-TEN 4 (:16) J.Locker kneels to TEN 3 for -1 yards.

END OF QUARTER

	Score	Time Poss	First Downs				Efficiencies	
			R	P	X	T	3 Down	4 Down
Tennessee Titans	7	6:14	3	3	3	9	0/2	1/2
Cincinnati Bengals	33	8:46	2	3	1	6	0/2	0/1

# Final Defensive Statistics

Tennessee Titans	Regular Defensive Plays												Special Teams					Misc			
	TKL	AST	COMB	SK	/ YDS	TFL	Q	IN	PD	FF	FR		TKL	AST	FF	FR	BL	TKL	AST	FF	FR
W.Woodyard	5	4	9	0	0	0	0	0	0	0	0		0	0	0	0	0	0	0	0	0
J.McCourt	4	1	5	0	0	0	0	0	1	0	0		0	0	0	0	0	0	0	0	0
B.Pollard	4	1	5	0	0	1	0	0	0	0	0		0	0	0	0	0	0	0	0	0
M.Griffin	4	0	4	0	0	0	0	0	0	0	0		0	0	0	0	0	0	0	0	0
A.Williamson	2	2	4	0	0	1	0	0	0	0	0		0	0	0	0	0	0	0	0	0
B.Wreh-Wilson	3	0	3	0	0	0	0	0	1	0	0		0	0	0	0	0	0	0	0	0
G.Wilson	2	1	3	0	0	0	0	1	1	0	0		0	0	0	0	0	0	0	0	0
J.Casey	2	1	3	0	0	0	0	0	0	0	0		0	0	0	0	0	0	0	0	0
C.Sensabaugh	2	1	3	0	0	0	0	0	0	0	0		0	0	0	0	0	0	0	0	0
S.Hill	1	2	3	0	0	0	0	0	1	0	0		0	0	0	0	0	0	0	0	0
K.Wimbley	1	2	3	0	0	0	0	0	0	0	0		0	0	0	0	0	0	0	0	0
Z.Gooden	0	3	3	0	0	0	0	0	0	0	0		0	0	0	0	0	0	0	0	0
A.Woods	1	1	2	0	0	0	0	0	0	0	0		0	0	0	0	0	0	0	0	0
D.Morgan	1	0	1	0	0	0	0	0	0	0	0		0	0	0	0	0	0	0	0	0
S.Phillips	1	0	1	0	0	0	0	0	0	0	0		0	0	0	0	0	0	0	0	0
R.Pitoitua	0	1	1	0	0	0	0	0	0	0	0		0	0	0	0	0	0	0	0	0
Q.Groves	0	0	0	0	0	0	0	0	0	0	0		1	0	0	0	0	0	0	0	0
J.Anderson	0	0	0	0	0	0	0	0	0	0	0		1	0	0	0	0	0	0	0	0
K.Wright	0	0	0	0	0	0	0	0	0	0	0		0	0	0	0	0	1	0	0	0
D.Walker	0	0	0	0	0	0	0	0	0	0	0		0	0	0	0	0	0	0	0	1
J.Locker	0	0	0	0	0	0	0	0	0	0	0		0	0	0	0	0	0	0	0	1
Total	33	20	53	0	0	2	0	1	4	0	0		2	0	0	0	0	1	0	0	2

TKL = Tackle AST = Assist COMB = Combined QH=QB Hit IN = Interception PD = Pass Defense FF = Forced Fumble FR = Fumble Recovery

Cincinnati Bengals	Regular Defensive Plays												Special Teams					Misc			
	TKL	AST	COMB	SK	/ YDS	TFL	QH	IN	PD	FF	FR		TKL	AST	FF	FR	BL	TKL	AST	FF	FR
G.Iloka	7	1	8	0	0	0	0	0	1	0	0		0	0	0	0	0	0	0	0	0
C.Dunlap	6	0	6	1	5	1	1	0	0	0	0		0	0	0	0	0	0	0	0	0
R.Nelson	3	3	6	0	0	0	0	1	1	0	0		0	0	0	0	0	0	0	0	0
A.Jones	5	0	5	0	0	0	0	0	1	0	0		0	0	0	0	0	0	0	0	0
V.Rey	3	0	3	0	0	0	0	0	0	0	0		0	0	0	0	0	0	0	0	0
E.Lamur	2	1	3	0	0	1	1	0	0	0	0		0	0	0	0	0	0	0	0	0
D.Peko	2	1	3	0	0	0	0	0	0	0	0		0	0	0	0	0	0	0	0	0
R.Geathers	1	2	3	0	0	0	1	1	1	0	0		0	0	0	0	0	0	0	0	0
D.Dennard	2	0	2	1	3	1	1	0	0	0	0		1	0	0	0	0	0	0	0	0
D.Still	2	0	2	0	0	0	0	0	0	0	0		0	0	0	0	0	0	0	0	0
L.Hall	2	0	2	0	0	0	0	0	0	0	0		0	0	0	0	0	0	0	0	0
R.Mauluga	1	1	2	0	0	0	0	0	0	0	0		0	0	0	0	0	0	0	0	0
T.Newman	0	2	2	0	0	0	0	0	1	0	0		0	0	0	0	0	0	0	0	0
W.Gilberry	0	2	2	0	0	0	0	0	0	0	0		0	0	0	0	0	0	0	0	0
G.Atkins	0	2	2	0	0	0	0	0	0	0	0		0	0	0	0	0	0	0	0	0
D.Kirkpatrick	1	0	1	0	0	0	0	0	0	0	0		0	0	0	0	0	0	0	0	0
M.Hunt	0	1	1	0	0	0	0	0	0	0	0		0	0	0	0	0	0	0	0	0
J.DiManche	0	0	0	0	0	0	1	0	0	0	0		0	0	0	0	0	0	0	0	0
C.Peerman	0	0	0	0	0	0	0	0	0	0	0		2	0	0	0	0	0	0	0	0
C.Boling	0	0	0	0	0	0	0	0	0	0	0		0	0	0	0	0	1	0	0	0
Total	37	16	53	2	8	3	5	2	5	0	0		3	0	0	0	0	1	0	0	0

## Ball Possession And Drive Chart

### Tennessee Titans

#	Time Recd	Time Lost	Time Poss	How Ball Obtained	Drive Began	# Play	Yds Gain	Yds Pen	Net Yds	1st Down	Last Scrm	How Given Up
1	15:00	8:51	6:09	Kickoff	TEN 20	10	64	-5	59	2	* CIN 21	Missed FG
2	4:48	2:35	2:13	Kickoff	TEN 20	4	23	0	23	1	TEN 43	Punt
3	15:00	11:11	3:49	Kickoff	TEN 29	9	45	0	45	3	CIN 26	Missed FG
4	8:32	6:25	2:07	Punt	TEN 2	3	2	-4	-2	0	TEN 4	Safety
5	4:38	3:38	1:00	Punt	TEN 6	3	1	0	1	0	TEN 7	Interception
6	3:29	0:50	2:39	Kickoff	TEN 25	5	35	-5	30	2	CIN 45	Punt
7	0:44	0:16	0:28	Interception	CIN 22	3	14	-15	-1	1	CIN 23	Interception
8	13:55	9:16	4:39	Punt	TEN 25	8	43	-10	33	3	CIN 42	Punt
9	1:58	13:33	3:25	Kickoff	TEN 20	8	27	5	32	3	CIN 48	Punt
10	9:26	6:09	3:17	Kickoff	TEN 20	6	65	15	80	6	* CIN 1	Touchdown
11	3:20	2:06	1:14	Downs	TEN 27	6	6	15	21	1	TEN 48	Downs
12	0:16	0:00	0:16	Punt	TEN 4	1	-1	0	-1	0	TEN 4	End of Game

(276) Average TEN 23

### Cincinnati Bengals

#	Time Recd	Time Lost	Time Poss	How Ball Obtained	Drive Began	# Play	Yds Gain	Yds Pen	Net Yds	1st Down	Last Scrm	How Given Up
1	8:51	4:48	4:03	Missed FG	CIN 30	9	46	13	59	4	* TEN 11	Field Goal
2	2:35	0:00	2:35	Punt	CIN 27	5	73	0	73	4	* TEN 18	Touchdown
3	11:11	8:32	2:39	Missed FG	CIN 34	5	13	0	13	1	CIN 47	Punt
4	6:25	4:38	1:47	Kickoff	CIN 40	3	10	-10	0	0	CIN 40	Punt
5	3:38	3:29	0:09	Interception	TEN 17	1	1	16	17	2	* TEN 1	Touchdown
6	0:50	0:44	0:06	Punt	CIN 20	1	0	0	0	0	CIN 20	Interception
7	0:16	0:00	0:16	Interception	CIN 20	1	-1	0	-1	0	CIN 20	End of Half
8	15:00	13:55	1:05	Kickoff	CIN 20	3	0	0	0	0	CIN 20	Punt
9	9:16	1:58	7:18	Punt	CIN 20	14	70	10	80	8	* TEN 1	Touchdown
10	13:33	9:26	4:07	Punt	CIN 24	8	76	0	76	5	* TEN 4	Touchdown
11	6:09	3:20	2:49	Kickoff	TEN 47	5	5	15	20	1	TEN 27	Downs
12	2:06	0:16	1:50	Downs	TEN 48	3	7	-5	2	0	TEN 46	Punt

(423) Average CIN 35

\* inside opponent's 20

Time of Possession by Quarter		1st	2nd	3rd	4th	OT	Total
Visitor	Tennessee Titans	8:22	10:03	6:37	6:14		31:16
Home	Cincinnati Bengals	6:38	4:57	8:23	8:46		28:44
Kickoff Drive No.-Start Average		Titans: 6 - TEN 22			Bengals: 2 - CIN 30		

# Miscellaneous Statistics Report

Tennessee Titans vs Cincinnati Bengals  
9/21/2014 at Paul Brown Stadium

## Ten Longest Plays for Tennessee Titans

Yards	Qtr	Play Start	Play Description
35	4	1-10-TEN 35	(7:56) (Shotgun) J.Locker pass short right to C.Stevens pushed ob at CIN 45 for 20 yards (G.Iloka). PENALTY on CIN-D.Kirkpatrick, Unnecessary Roughness, 15 yards, enforced at CIN 45.
29	1	3-8-TEN 22	(13:41) (Shotgun) J.Locker scrambles up the middle to CIN 49 for 29 yards (C.Dunlap).
28	4	2-9-CIN 29	(6:50) (Shotgun) J.Locker pass deep right to K.Wright to CIN 1 for 28 yards (D.Kirkpatrick). PENALTY on CIN-D.Kirkpatrick, Face Mask (15 Yards), 0 yards, enforced at CIN 1.
23	1	3-4-CIN 43	(11:30) (Shotgun) J.Locker pass short middle to D.Walker to CIN 20 for 23 yards (E.Lamur) [R.Geathers].
20	1	1-10-TEN 20	(4:48) (Shotgun) S.Greene left end pushed ob at TEN 40 for 20 yards (G.Iloka).
19	2	1-10-CIN 47	(12:29) (Shotgun) J.Locker pass short left to J.Hunter pushed ob at CIN 28 for 19 yards (G.Iloka).
18	3	1-10-TEN 25	(13:55) (Shotgun) B.Sankey left tackle to TEN 43 for 18 yards (G.Iloka).
17	2	1-10-TEN 25	(3:24) (Shotgun) J.Locker pass short middle to D.Walker to TEN 42 for 17 yards (T.Newman; R.Nelson).
15	2	1-10-TEN 42	(2:57) (Shotgun) J.Locker scrambles up the middle to CIN 43 for 15 yards (G.Iloka).
13	4	1-10-TEN 39	(14:28) (Shotgun) J.Locker pass short middle to D.McCluster to CIN 48 for 13 yards (D.Dennard).

## Ten Longest Plays for Cincinnati Bengals

Yards	Qtr	Play Start	Play Description
29	1	1-10-TEN 47	(:53) (Shotgun) A.Dalton pass short right to A.Green to TEN 18 for 29 yards (J.McCourty).
24	4	2-6-TEN 28	(10:15) (Shotgun) A.Dalton pass short middle to A.Green to TEN 4 for 24 yards (B.Wreh-Wilson).
18	1	1-10-TEN 18	(:06) (Shotgun) M.Sanu pass short left to A.Dalton for 18 yards, TOUCHDOWN. {Dalton pitched out to Sanu, who then
18	4	1-10-TEN 47	(6:08) {J.Campbell in as CIN QB} C.Peerman right end to TEN 44 for 3 yards (Z.Gooden; J.Casey).
15	1	1-10-CIN 30	(8:51) A.Dalton pass short right to A.Green to CIN 45 for 15 yards (Z.Gooden; J.McCourty).
14	4	1-10-TEN 46	(11:32) (Shotgun) A.Dalton pass short middle to M.Sanu to TEN 32 for 14 yards (C.Sensabaugh).
13	1	1-10-CIN 40	(1:30) A.Dalton pass short right to A.Green to TEN 47 for 13 yards (J.McCourty).
12	3	1-10-TEN 39	(5:27) G.Bernard right guard pushed ob at TEN 27 for 12 yards (B.Pollard).
12	3	1-10-TEN 27	(5:00) B.Tate right end pushed ob at TEN 15 for 12 yards (B.Pollard). {end around}
12	4	1-10-CIN 24	(13:33) (Shotgun) J.Hill left end pushed ob at CIN 36 for 12 yards (S.Hill; W.Woodyard).

## Touchdown Scoring Information

		Offense	Defense	Special Teams
VISITOR	Tennessee Titans	1	0	0
HOME	Cincinnati Bengals	4	0	0

## Player Scoring Information

Club	Player	TD	Rush TD	Rec TD	KO TD	Punt TD	Int TD	Fum TD	Misc TD	FG	XP	2Pt Rush	2Pt Rec	Sfty	Points
TEN	S.Greene	0	1	0	0	0	0	0	0	0	0	0	0	0	6
TEN	R.Succop	0	0	0	0	0	0	0	0	0	1	0	0	0	1
CIN	G.Bernard	0	2	0	0	0	0	0	0	0	0	0	0	0	12
CIN	M.Nugent	0	0	0	0	0	0	0	0	1	4	0	0	0	7
CIN	J.Hill	0	1	0	0	0	0	0	0	0	0	0	0	0	6
CIN	A.Dalton	0	0	1	0	0	0	0	0	0	0	0	0	0	6

## Possession Detail

	First Half		Second Half		Game	
	Visitor	Home	Visitor	Home	Visitor	Home
Largest Lead	0	19	0	33	0	33
Drives Leading	0	6	0	5	0	11
Time of Possession Leading	0:00	7:32	0:00	17:09	0:00	24:41
Largest Deficit	-19	0	-33	0	-33	0
Drives Trailing	6	0	5	0	11	0
Time of Possession Trailing	12:16	0:00	12:51	0:00	25:07	0:00
Times Score Tied Up		0		0		0
Lead Changes		1		0		1



# Playtime Percentage

*Percent of playtime per player on offense, defense and special teams*

Tennessee Titans										Cincinnati Bengals									
		Offense		Defense		Special Teams						Offense		Defense		Special Teams			
C Warmack	G	69	100%			3	12%	R Bodine		C	61	100%				5	19%		
B Schwenke	C	69	100%			3	12%	C Boling		G	61	100%							
M Oher	T	69	100%					A Smith		T	59	97%				5	19%		
A Levitre	G	69	100%					M Pollak		G	58	95%				5	19%		
J Locker	QB	69	100%					A Whitworth		T	53	87%				5	19%		
N Washington	WR	62	90%					A Dalton		QB	53	87%							
J Hunter	WR	56	81%					J Gresham		TE	50	82%				5	19%		
M Roos	T	55	80%			3	12%	M Sanu		WR	47	77%				1	4%		
K Wright	WR	54	78%					A Green		WR	46	75%							
D Walker	TE	43	62%			1	4%	G Bernard		RB	39	64%				1	4%		
B Sankey	RB	29	42%					B Tate		WR	31	51%				7	27%		
C Stevens	TE	27	39%			3	12%	R Hewitt		TE	27	44%				9	35%		
T Thompson	TE	19	28%			17	65%	J Hill		RB	15	25%							
D McCluster	RB	18	26%			4	15%	M Newhouse		T	14	23%				5	19%		
T Lewan	T	16	23%			3	12%	D Sanzenbacher		WR	14	23%				1	4%		
S Greene	RB	14	20%					J Wright		WR	10	16%				13	50%		
L Washington	RB	8	12%			6	23%	K Brock		TE	9	15%				7	27%		
D Hagan	WR	7	10%			11	42%	C Peerman		RB	8	13%				17	65%		
J Battle	TE	6	9%			18	69%	J Campbell		QB	8	13%							
M Griffin	FS			61	100%	5	19%	D Peko		NT	3	5%	41	59%		8	31%		
W Woodyard	LB			61	100%	5	19%	T Johnson		G	3	5%							
B Wreh-Wilson	CB			58	95%	12	46%	T Hawkinson		T	2	3%							
J Casey	DT			55	90%	4	15%	G Iloka		SS			68	99%					
B Pollard	SS			53	87%	5	19%	R Nelson		FS			59	86%	10	38%			
J McCourty	CB			50	82%	5	19%	T Newman		CB			59	86%	2	8%			
D Morgan	LB			49	80%	4	15%	A Jones		CB			58	84%	3	12%			
R Pitoitua	DE			45	74%	5	19%	E Lamur		LB			53	77%	5	19%			
S Hill	NT			43	70%	5	19%	C Dunlap		DE			47	68%	3	12%			
C Sensabaugh	CB			41	67%	11	42%	V Rey		LB			46	67%	8	31%			
K Wimbley	LB			36	59%	4	15%	L Hall		CB			44	64%	2	8%			
G Wilson	FS			30	49%	9	35%	W Gilberry		DE			42	61%					
Z Gooden	LB			21	34%	11	42%	G Atkins		DT			41	59%					
S Phillips	LB			20	33%	1	4%	R Mauualuga		LB			40	58%	2	8%			
A Woods	NT			15	25%	6	23%	R Geathers		DE			40	58%					
K Klug	DT			14	23%	10	38%	M Hunt		DE			26	38%	14	54%			
A Williamson	LB			13	21%	19	73%	D Still		DT			26	38%	3	12%			
Q Groves	LB			4	7%	19	73%	D Dennard		CB			16	23%	15	58%			
M Huff	CB			1	2%	18	69%	D Kirkpatrick		CB			14	20%	16	62%			
D Stafford	SS					18	69%	S Williams		SS			11	16%	21	81%			
J Anderson	LB					13	50%	T Mays		FS			10	14%	17	65%			
B Kern	P					9	35%	J DiManche		LB			9	13%	21	81%			
B Brinkley	LS					8	31%	W Clarke		DE			8	12%	2	8%			
R Succop	K					5	19%	M Flowers		LB			2	3%	19	73%			
C Spencer	G					3	12%	M Nugent		K					11	42%			
								C Harris		LS					9	35%			
								K Huber		P					9	35%			

# 2014 TENNESSEE TITANS SEASON STATISTICS

Won 1, Lost 2

Date	W-L	Score	OT	Opponent	Attendance
09/07	W	26-10		Kansas City	73,569*
09/14	L	10-26		Dallas	69,143*
09/21	L	7-33		at Cincinnati	56,743*
09/28				at Indianapolis	
10/05				Cleveland	
10/12				Jacksonville	
10/19				at Washington	
10/26				Houston	
11/09				at Baltimore	
11/17				Pittsburgh	
11/23				at Philadelphia	
11/30				at Houston	
12/07				New York Giants	
12/14				New York Jets	
12/18				at Jacksonville	
12/28				Indianapolis	

\* Sellout

Statistic	Tenn.	Opp.
<b>Total First Downs</b>	<b>59</b>	<b>66</b>
Rushing	20	25
Passing	34	31
Penalty	5	10
3rd Down: Made/Att	11/38	13/37
3rd Down Pct.	28.9	35.1
4th Down: Made/Att	1/3	1/3
4th Down Pct.	33.3	33.3
<b>Possession Avg.</b>	<b>29:16</b>	<b>30:44</b>
<b>Total Net Yards</b>	<b>1045</b>	<b>913</b>
Avg. Per Game	348.3	304.3
Total Plays	188	189
Avg. Per Play	5.6	4.8
<b>Net Yards Rushing</b>	<b>393</b>	<b>403</b>
Avg. Per Game	131.0	134.3
Total Rushes	79	91
<b>Net Yards Passing</b>	<b>652</b>	<b>510</b>
Avg. Per Game	217.3	170.0
Sacked/Yards Lost	8/33	8/52
Gross Yards	685	562
Att./Completions	101/57	90/55
Completion Pct.	56.4	61.1
Had Intercepted	4	4
<b>Punts/Average</b>	<b>15/44.7</b>	<b>13/48.5</b>
<b>Net Punting Avg.</b>	<b>15/36.5</b>	<b>13/45.5</b>
<b>Penalties/Yards</b>	<b>28/239</b>	<b>14/100</b>
<b>Fumbles/Ball Lost</b>	<b>4/0</b>	<b>1/1</b>
<b>Touchdowns</b>	<b>4</b>	<b>7</b>
Rushing	1	4
Passing	3	3
Returns	0	0

Score By Periods	Q1	Q2	Q3	Q4	OT	PTS
Team	0	10	20	13	0	43
Opponents	13	25	14	17	0	69

Scoring	TD	Rush	Rec	Ret	K-PAT	FG	S	PTS
Succop	0	0	0	0	4/4	5/7	0	19
Walker	2	0	2	0			0	12
Greene	1	1	0	0			0	6
Wright	1	0	1	0			0	6
<b>Team</b>	<b>4</b>	<b>1</b>	<b>3</b>	<b>0</b>	<b>4/4</b>	<b>5/7</b>	<b>0</b>	<b>43</b>
<b>Opponents</b>	<b>7</b>	<b>4</b>	<b>3</b>	<b>0</b>	<b>7/7</b>	<b>6/7</b>	<b>1</b>	<b>69</b>

2-Pt Conv: TM 0-0, OPP 0-0

**Sacks:** Casey 2, Hill 1, Klug 1, Pitoitua 1, Pollard 1, Sensabaugh 1, Woodyard 1, **TM 8, OPP 8**

**FUM/Lost:** Locker 2/0, Walker 1/0, L. Washington 1/0

Rushing	No.	Yds	Avg	Long	TD
Greene	30	144	4.8	20	1
Sankey	18	89	4.9	18	0
Locker	14	73	5.2	29	0
McCluster	14	59	4.2	16	0
L. Washington	2	23	11.5	16	0
Battle	1	5	5.0	5	0
<b>Team</b>	<b>79</b>	<b>393</b>	<b>5.0</b>	<b>29</b>	<b>1</b>
<b>Opponents</b>	<b>91</b>	<b>403</b>	<b>4.4</b>	<b>22</b>	<b>4</b>

Receiving	No.	Yds	Avg	Long	TD
Walker	17	233	13.7	61t	2
Wright	14	121	8.6	28	1
Hunter	8	126	15.8	39	0
N. Washington	5	60	12.0	19	0
McCluster	4	41	10.3	17	0
Hagan	2	34	17.0	25	0
Stevens	2	26	13.0	20	0
Thompson	2	24	12.0	13	0
L. Washington	2	11	5.5	8	0
Sankey	1	9	9.0	9	0
<b>Team</b>	<b>57</b>	<b>685</b>	<b>12.0</b>	<b>61t</b>	<b>3</b>
<b>Opponents</b>	<b>55</b>	<b>562</b>	<b>10.2</b>	<b>29</b>	<b>3</b>

Interceptions	No.	Yds	Avg	Long	TD
McCourtly	2	0	0.0	0	0
Griffin	1	12	12.0	12	0
Wilson	1	0	0.0	0	0
<b>Team</b>	<b>4</b>	<b>12</b>	<b>3.0</b>	<b>12</b>	<b>0</b>
<b>Opponents</b>	<b>4</b>	<b>6</b>	<b>1.5</b>	<b>4</b>	<b>0</b>

Punting	No.	Yds	Avg	Net	TB	In	Lg	B
Kern	15	670	44.7	36.5	3	4	63	0
<b>Team</b>	<b>15</b>	<b>670</b>	<b>44.7</b>	<b>36.5</b>	<b>3</b>	<b>4</b>	<b>63</b>	<b>0</b>
<b>Opponents</b>	<b>13</b>	<b>630</b>	<b>48.5</b>	<b>45.5</b>	<b>2</b>	<b>6</b>	<b>62</b>	<b>0</b>

Punt Returns	Ret	FC	Yds	Avg	Long	TD
McCluster	2	3	-1	-.5	1	0
<b>Team</b>	<b>2</b>	<b>3</b>	<b>-1</b>	<b>-.5</b>	<b>1</b>	<b>0</b>
<b>Opponents</b>	<b>5</b>	<b>3</b>	<b>62</b>	<b>12.4</b>	<b>30</b>	<b>0</b>

Kickoff Returns	No.	Yds	Avg	Long	TD
L. Washington	7	125	17.9	29	0
Battle	1	21	21.0	21	0
<b>Team</b>	<b>8</b>	<b>146</b>	<b>18.3</b>	<b>29</b>	<b>0</b>
<b>Opponents</b>	<b>4</b>	<b>75</b>	<b>18.8</b>	<b>32</b>	<b>0</b>

Field Goals	1-19	20-29	30-39	40-49	50+
Succop	0/0	0/0	2/2	3/5	0/0
<b>Team</b>	<b>0/0</b>	<b>0/0</b>	<b>2/2</b>	<b>3/5</b>	<b>0/0</b>
<b>Opponents</b>	<b>0/0</b>	<b>1/1</b>	<b>1/1</b>	<b>3/4</b>	<b>1/1</b>

Succop: (36G,31G,46G,47G) (47G) (40N,44N)

OPP: (35G,48N) (48G,44G,51G,48G) (29G)

Passing	Att	Cmp	Yds	Cmp%	Yds/Att	TD	TD%	Int	Int%	Long	Sack/Lost	Rating
Locker	101	57	685	56.4	6.78	3	3.0	4	4.0	61t	8/33	70.8
<b>Team</b>	<b>101</b>	<b>57</b>	<b>685</b>	<b>56.4</b>	<b>6.78</b>	<b>3</b>	<b>3.0</b>	<b>4</b>	<b>4.0</b>	<b>61t</b>	<b>8/33</b>	<b>70.8</b>
<b>Opponents</b>	<b>90</b>	<b>55</b>	<b>562</b>	<b>61.1</b>	<b>6.24</b>	<b>3</b>	<b>3.3</b>	<b>4</b>	<b>4.4</b>	<b>29</b>	<b>8/52</b>	<b>71.6</b>

## TITANS 'DISGUSTED' BY LOSS TO COLTS

**BY JIM WYATT**  
**THE TENNESSEAN**  
**SEPTEMBER 29, 2014**

### PAGE 1C

INDIANAPOLIS — Who really thought the Titans would be better than 1-3 through one quarter of the season?

I know I didn't. To steal a line from Dennis Green: In the standings, the Titans are what we thought they were.

Yet they have looked much worse than I thought they would.

It was more of the same here on Sunday. The Colts resembled an Indy 500 contender while jumping ahead 17-0. The Titans spun out early, never got back up to speed and saw the wheels come off in a 41-17 defeat at Lucas Oil Stadium.

Titans coach Ken Whisenhunt paused when asked whether he perhaps overestimated the club he took over in January and helped reshape. Before the season, he said patience would not be required, that he expected to win immediately.

With the Titans outscored 100-34 in three straight losses, he might be rethinking his stance.

"You know, I guess that's the problem saying those kind of things. You go on a stretch where you have a couple games and you don't play well ..." Whisenhunt said. "I still believe we have a team that's good enough, that's better than what we are playing right now. But we have to look at what we are doing, how we are doing it. We have to look at everything. Maybe. Maybe."

The Titans (1-3) have yet to score a point in the first quarter. Since beating the Chiefs in the opener, they've been outscored 55-10 in the first half.

Sunday's game was the 100th of Whisenhunt's head coaching career. He's unlikely to put the ball on display, however.

"It's frustration more than anything. I am angry; of course I am angry. I am embarrassed. I am embarrassed because we didn't represent ourselves better than this. But I'm just telling you, we are going to do a better job of that. I was brought here to do a job with this organization, and I am going to get that done. It just doesn't feel good right now," Whisenhunt said.

"None of us are happy. ... We are underachieving. I believe we are a better football team than what we've shown. But that's hard to say because there's not a lot of evidence to back that up."

So what's wrong with the Titans?

Let's start with the offense. The receiving corps has underachieved, the offensive line has failed to protect the quarterback and the running game has been a nonfactor the past three weeks.

Quarterback Charlie Whitehurst, making his first start since 2011, played well enough for the Titans to win, even if his stat line — 12-of-23 for 177 yards, one touchdown, one interception and a 74.0 rating — was unspectacular.

Stat lines, however, don't take into account a pass that goes off the hands of a receiver (Justin Hunter) before being intercepted. They don't take into account a fumble (Kendall Wright) a receiver makes after a catch.

The defense was perhaps worse. Colts quarterback Andrew Luck carved the Titans apart, going 29-of-41 for 393 yards, four touchdowns and a 123.3 rating.

Special teams, coming off a disastrous game against the Bengals, were blindsided when the Colts pulled off an early onside kick they would cash in for a touchdown.

"It's embarrassing," safety Michael Griffin said.

"We are all disgusted," Wright said. "And it makes it even more frustrating when you can't figure out exactly what's wrong."

Linebacker Wesley Woodyard, coming off a Super Bowl with the Broncos last season, bristled when asked whether maybe the Titans are just a bad team.

"How are you going to ask me that?" he said. "How are you even going to ask me that (expletive) question?"

The Titans will have a chance to answer. There are still 12 games to play, and the next four are against teams currently a combined 5-10 — Browns, Jaguars, Redskins and Texans.

"Guys should be frustrated. We turn the ball over. We probably have the most penalties in the NFL. That's not playing Titan football," tight end Delanie Walker said. "To get over it, I don't know what they're going to do. I am not a coach. I know there's going to be some changes, though."

"I'm not going to say we're not a good team. But we're not playing good football right now. We have a lot of playmakers on this team, and we're not playing good football."

###

# National Football League Game Summary

NFL Copyright © 2014 by The National Football League. All rights reserved. This summary and play-by-play is for the express purpose of assisting media in their coverage of the game; any other use of this material is prohibited without the written permission of the National Football League. Updated: 9/28/2014

Date: Sunday, 9/28/2014 Tennessee Titans at Indianapolis Colts Start Time: 1:03 PM EDT  
at Lucas Oil Stadium, Indianapolis, Ind.

Game Day Weather  
Game Weather: Partly sunny Temp: 78° F (25.6° C) Humidity: 42%, Wind: NE 4 mph  
Played Retr. Roof-Open on Turf: Artificial Outdoor Weather: Party sunny, 78 degr. Wind NE at 4 mph,

Officials  
Referee: Boger, Jerome (23) Umpire: Michalek, Tony (115) Head Linesman: Stabile, Tom (24)  
Line Judge: Walker, Ed (123) Side Judge: Baynes, Allen (56) Field Judge: Brown, Terry (43)  
Back Judge: Steratore, Tony (112) Replay Official: Madsen, Carl ()

Tennessee Titans				Indianapolis Colts			
Offense		Defense		Offense		Defense	
WR	85 N.Washington	DE	93 M.Martin	WR	87 R.Wayne	DE	90 C.Redding
TE	88 C.Stevens	NT	94 S.Hill	LT	74 A.Castonzo	NT	96 J.Chapman
LT	71 M.Roos	DT	99 J.Casey	LG	75 J.Mewhort	DT	99 R.Jean Francois
LG	67 A.Levitre	OLB	91 D.Morgan	C	63 A.Shipley	SLB	93 E.Walden
C	62 B.Schwenke	ILB	59 W.Woodyard	RG	60 L.Louis	MIKE	52 D.Jackson
RG	70 C.Warmack	ILB	50 Z.Gooden	RT	78 G.Cherilus	WILL	57 J.McNary
RT	72 M.Oher	OLB	95 K.Wimbley	TE	83 D.Allen	RUSH	92 B.Werner
TE	82 D.Walker	CB	25 B.Wreh-Wilson	WR	13 T.Hilton	LCB	28 G.Toler
WR	13 K.Wright	SS	31 B.Pollard	QB	12 A.Luck	SS	29 M.Adams
QB	12 C.Whitehurst	FS	33 M.Griffin	WR	14 H.Nicks	FS	30 L.Landry
RB	23 S.Greene	CB	30 J.McCourtly	RB	34 T.Richardson	RCB	21 V.Davis

Substitutions Substitutions  
P 6 B.Kern, QB 7 Z.Mettenberger, K 8 R.Succop, WR 15 J.Hunter, RB 20 B.Sankey, S 21 G.Wilson, RB 22 D.McCluster, CB 24 C.Sensabaugh, DB 28 M.Huff, RB 29 L.Washington, S 39 D.Stafford, FB 44 J.Battle, LS 48 B.Brinkley, OLB 53 Q.Groves, LB 54 A.Williamson, LB 57 J.Anderson, OLB 58 S.Phillips, G/C 60 C.Spencer, T 77 T.Lewan, WR 80 D.Hagan, TE 86 C.Coffman, DL 90 D.Jones, DL 96 A.Woods, DL 97 K.Klug  
P 1 P.McAfee, K 4 A.Vinatieri, QB 8 M.Hasselbeck, WR 10 D.Moncrief, WR 17 G.Whalen, CB 20 D.Butler, CB 23 L.Purifoy, CB 27 J.Gordy, RB 36 D.Herron, S 38 S.Brown, RB 44 A.Bradshaw, LS 45 M.Overton, ILB 51 H.Muamba, OLB 53 C.Carter, ILB 54 A.Jackson, T 64 J.Meredith, C 72 J.Harrison, DT 73 K.Quarles, G 76 J.Reitz, TE 80 C.Fleener, TE 84 J.Doyle, OLB 91 J.Newsome, NT 94 Z.Kerr, DT 95 M.Hughes

Did Not Play Did Not Play  
Not Active Not Active  
QB 10 J.Locker, WR 17 K.Durham, CB 32 B.Harris, LB 56 A.Ayers, T 68 B.Stingily, TE 84 T.Thompson, DE 92 R.Pitoitua  
WR 16 D.Rogers, S 32 C.Anderson, ILB 50 J.Freeman, OLB 58 A.Studebaker, C/G 62 K.Holmes, G 69 H.Thornton, DT 97 A.Jones

Field Goals (made ( ) & missed)							
R.Succop (36)		A.Vinatieri (31) (30)					
		1	2	3	4	OT	Total
VISITOR:	Tennessee Titans	0	10	7	0	0	17
HOME:	Indianapolis Colts	14	6	14	7	0	41

Scoring Plays							Visitor	Home
Team	Qtr	Time	Play Description (Extra Point) (Drive Info)					
Colts	1	7:06	T.Richardson 1 yd. run (A.Vinatieri kick) (2-38, 0:34)				0	7
Colts	1	0:52	D.Allen 7 yd. pass from A.Luck (A.Vinatieri kick) (11-44, 6:14)				0	14
Colts	2	10:25	A.Vinatieri 31 yd. Field Goal (10-60, 4:18)				0	17
Titans	2	6:24	R.Succop 36 yd. Field Goal (6-51, 1:40)				3	17
Colts	2	1:53	A.Vinatieri 30 yd. Field Goal (10-65, 4:31)				3	20
Titans	2	0:13	D.Walker 7 yd. pass from C.Whitehurst (R.Succop kick) (3-25, 0:32)				10	20
Colts	3	8:15	R.Wayne 28 yd. pass from A.Luck (A.Vinatieri kick) (9-91, 4:04)				10	27
Colts	3	4:02	C.Fleener 2 yd. pass from A.Luck (A.Vinatieri kick) (4-70, 2:04)				10	34
Titans	3	0:35	B.Sankey 2 yd. run (R.Succop kick) (8-80, 3:27)				17	34

# National Football League Game Summary

NFL Copyright © 2014 by The National Football League. All rights reserved. This summary and play-by-play is for the express purpose of assisting media in their coverage of the game; any other use of this material is prohibited without the written permission of the National Football League.

Updated: 9/28/2014

---

Colts	4	9:56	A.Bradshaw 15 yd. pass from A.Luck (A.Vinatieri kick) (10-80, 5:39)	17	41
Paid Attendance: 64,757				Time: 3:11	



## Final Team Statistics

	Visitor Titans	Home Colts
TOTAL FIRST DOWNS	16	31
By Rushing	4	7
By Passing	9	21
By Penalty	3	3
THIRD DOWN EFFICIENCY	1-9-11%	7-14-50%
FOURTH DOWN EFFICIENCY	0-0-0%	0-0-0%
TOTAL NET YARDS	261	498
Total Offensive Plays (inc. times thrown passing)	47	82
Average gain per offensive play	5.6	6.1
NET YARDS RUSHING	85	105
Total Rushing Plays	16	41
Average gain per rushing play	5.3	2.6
Tackles for a loss-number and yards	0-0	3-4
NET YARDS PASSING	176	393
Times thrown - yards lost attempting to pass	3-18	0-0
Gross yards passing	194	393
PASS ATTEMPTS-COMPLETIONS-HAD INTERCEPTED	28-14-2	41-29-1
Avg gain per pass play (inc.# thrown passing)	5.7	9.6
KICKOFFS Number-In End Zone-Touchbacks	4-4-2	8-7-7
PUNTS Number and Average	6-44.2	4-42.0
Had Blocked	0	0
FGs - PATs Had Blocked	0-0	0-0
Net Punting Average	41.8	40.3
TOTAL RETURN YARDAGE (Not Including Kickoffs)	14	28
No. and Yards Punt Returns	1-7	4-14
No. and Yards Kickoff Returns	0-0	2-61
No. and Yards Interception Returns	1-7	2-14
PENALTIES Number and Yards	6-68	11-88
FUMBLES Number and Lost	2-1	0-0
TOUCHDOWNS	2	5
Rushing	1	1
Passing	1	4
EXTRA POINTS Made-Attempts	2-2	5-5
Kicking Made-Attempts	2-2	5-5
FIELD GOALS Made-Attempts	1-1	2-2
RED ZONE EFFICIENCY	2-3-67%	4-6-67%
GOAL TO GO EFFICIENCY	2-2-100%	3-3-100%
SAFETIES	0	0
FINAL SCORE	17	41
TIME OF POSSESSION	17:39	42:21

Final Individual Statistics

Tennessee Titans									Indianapolis Colts								
RUSHING						RUSHING						RUSHING					
	ATT	YDS	AVG	LG	TD		ATT	YDS	AVG	LG	TD		ATT	YDS	AVG	LG	TD
C.Whitehurst	5	40	8.0	23	0	T.Richardson	20	47	2.4	10	1	A.Luck	41	105	2.6	10	1
B.Sankey	6	34	5.7	10	1	A.Bradshaw	9	32	3.6	6	0	M.Hasselbeck	3	-2	-0.7	0	0
S.Greene	3	10	3.3	6	0	D.Herron	7	24	3.4	7	0						
D.McCluster	2	1	0.5	1	0	T.Hilton	1	5	5.0	5	0						
Total	16	85	5.3	23	1	Total	41	105	2.6	10	1						
PASSING									PASSING								
	ATT	CMP	YDS	SK/YD	TD	LG	IN	RT		ATT	CMP	YDS	SK/YD	TD	LG	IN	RT
C.Whitehurst	23	12	177	3/18	1	31	1	74.0	A.Luck	41	29	393	0/0	4	37	1	123.3
Z.Mettenberger	5	2	17	0/0	0	12	1	10.0									
Total	28	14	194	3/18	1	31	2	54.8	Total	41	29	393	0/0	4	37	1	123.3
PASS RECEIVING									PASS RECEIVING								
	TAR	REC	YDS	AVG	LG	TD				TAR	REC	YDS	AVG	LG	TD		
D.Walker	7	5	84	16.8	31	1	R.Wayne	8	7	119	17.0	28	1				
K.Wright	8	5	55	11.0	18	0	T.Hilton	10	6	105	17.5	37	0				
B.Sankey	2	2	23	11.5	13	0	T.Richardson	5	4	52	13.0	24	0				
N.Washington	4	1	20	20.0	20	0	D.Allen	3	3	38	12.7	17	1				
J.Hunter	5	1	12	12.0	12	0	C.Fleener	3	2	26	13.0	24	1				
D.McCluster	1	0	0	0.0	0	0	A.Bradshaw	2	2	20	10.0	15	1				
							D.Moncrief	2	2	14	7.0	10	0				
							H.Nicks	6	2	12	6.0	8	0				
							J.Doyle	1	1	7	7.0	7	0				
Total	27	14	194	13.9	31	1	Total	40	29	393	13.6	37	4				
INTERCEPTIONS									INTERCEPTIONS								
	NO	YDS	AVG	LG	TD					NO	YDS	AVG	LG	TD			
W.Woodyard	1	7	7.0	7	0	M.Adams	2	14	7.0	8	0						
Total	1	7	7.0	7	0	Total	2	14	7.0	8	0						
PUNTING									PUNTING								
	NO	YDS	AVG	NET	TB	IN20	LG			NO	YDS	AVG	NET	TB	IN20	LG	
B.Kern	6	265	44.2	41.8	0	2	55	P.McAfee	4	168	42.0	40.3	0	3	60		
Total	6	265	44.2	41.8	0	2	55	Total	4	168	42.0	40.3	0	3	60		
PUNT RETURNS									PUNT RETURNS								
	NO	YDS	AVG	FC	LG	TD				NO	YDS	AVG	FC	LG	TD		
D.McCluster	1	7	7.0	3	7	0	G.Whalen	4	14	3.5	2	14	0				
Total	1	7	7.0	3	7	0	Total	4	14	3.5	2	14	0				
KICKOFF RETURNS									KICKOFF RETURNS								
	NO	YDS	AVG	FC	LG	TD				NO	YDS	AVG	FC	LG	TD		
[TOUCHBACK]	7	0	0.0	0	0	0	G.Whalen	2	61	30.5	0	32	0				
							[TOUCHBACK]	2	0	0.0	0	0	0				
Total	0	0	0.0	0	0	0	Total	2	61	30.5	0	32	0				

Tennessee Titans

FUMBLES	FUM	LOST	OWN-REC	YDS	TD	FORCED	OPP-REC	YDS	TD	OUT-BDS
C.Whitehurst	1	0	1	0	0	0	0	0	0	0
K.Wright	1	1	0	0	0	0	0	0	0	0
Total	2	1	1	0	0	0	0	0	0	0

Indianapolis Colts

FUMBLES	FUM	LOST	OWN-REC	YDS	TD	FORCED	OPP-REC	YDS	TD	OUT-BDS
R.Jean Francois	0	0	0	0	0	0	1	0	0	0
Total	0	0	0	0	0	0	1	0	0	0

## Play By Play

## First Quarter

9/28/2014

IND wins toss, elects to Receive, and TEN elects to defend the North goal.

R.Succop kicks 73 yards from TEN 35 to IND -8. G.Whalen to IND 21 for 29 yards (C.Sensabaugh).

Indianapolis Colts at 15:00, (1st play from scrimmage 14:55)

1-10-IND 21	(14:55) (Run formation) A.Luck pass incomplete short left. PENALTY on IND-J.Mewhort, Offensive Holding, 10 yards, enforced at IND 21 - No Play.	
1-20-IND 11	(14:49) (Shotgun) T.Richardson right guard to IND 14 for 3 yards (C.Sensabaugh).	
2-17-IND 14	(14:15) (Shotgun) A.Luck pass short left to D.Allen pushed ob at IND 28 for 14 yards (B.Wreh-Wilson).	
3-3-IND 28	(14:00) (No Huddle, Shotgun) A.Luck pass incomplete short left to H.Nicks. PENALTY on TEN-B.Wreh-Wilson, Defensive Pass Interference, 5 yards, enforced at IND 28 - No Play.	X1
<u>1-10-IND 33</u>	(13:56) (Run formation) T.Richardson left end to IND 36 for 3 yards (K.Wimbley; Z.Gooden).	
2-7-IND 36	(13:20) (No Huddle) T.Richardson left guard to IND 35 for -1 yards (S.Hill).	
3-8-IND 35	(12:37) (Shotgun) A.Luck pass deep right to T.Hilton to TEN 47 for 18 yards (J.McCourty).	P2
<u>1-10-TEN 47</u>	(12:02) (Shotgun) A.Luck pass short middle to R.Wayne to TEN 33 for 14 yards (M.Griffin).	P3
<u>1-10-TEN 33</u>	(11:22) (Run formation) T.Richardson up the middle to TEN 30 for 3 yards (B.Wreh-Wilson; W.Woodyard). PENALTY on IND-J.Doyle, Offensive Holding, 10 yards, enforced at TEN 33 - No Play.	
1-20-TEN 43	(10:57) (Shotgun) A.Luck pass incomplete short middle to T.Hilton (C.Sensabaugh).	
2-20-TEN 43	(10:52) (Shotgun) A.Luck pass short left to H.Nicks to TEN 39 for 4 yards (C.Sensabaugh).	
3-16-TEN 39	(10:08) (Shotgun) A.Luck pass incomplete short middle to T.Hilton (W.Woodyard).	
4-16-TEN 39	(10:04) P.McAfee punts 30 yards to TEN 9, Center-M.Overton, fair catch by D.McCluster.	

Tennessee Titans at 9:57

1-10-TEN 9	(9:57) (Run formation) S.Greene up the middle to TEN 12 for 3 yards (C.Redding).	
2-7-TEN 12	(9:18) (Shotgun) C.Whitehurst pass short right to K.Wright to TEN 28 for 16 yards (D.Butler).	P1
<u>1-10-TEN 28</u>	(8:34) (Shotgun) D.McCluster right guard to TEN 28 for no gain (R.Jean Francois).	
2-10-TEN 28	(7:51) (Shotgun) C.Whitehurst pass short right to K.Wright to TEN 37 for 9 yards. FUMBLES, RECOVERED by IND-R.Jean Francois at TEN 38. R.Jean Francois to TEN 38 for no gain (B.Schwenke). The Replay Official challenged the fumble ruling, and the play was Upheld. The ruling on the field stands.	

Indianapolis Colts at 7:40

1-10-TEN 38	(7:40) (Shotgun) A.Luck pass deep right to T.Hilton to TEN 1 for 37 yards (J.McCourty). Penalty on TEN-D.Morgan, Defensive Offside, declined.	P4
<u>1-1-TEN 1</u>	(7:11) J.Meredith reported in as eligible. T.Richardson right end for 1 yard, TOUCHDOWN. A.Vinatieri extra point is GOOD, Center-M.Overton, Holder-P.McAfee.	R5

TEN 0 IND 7, 2 plays, 38 yards, 0:34 drive, 7:54 elapsed
--

P.McAfee kicks onside 21 yards from IND 35 to TEN 44. RECOVERED by IND-G.Whalen.

Indianapolis Colts at 7:06, (1st play from scrimmage 7:04)

1-10-TEN 44	(7:04) (Run formation) T.Hilton left end to TEN 39 for 5 yards (A.Williamson).	
2-5-TEN 39	(6:20) (Shotgun) A.Bradshaw right end to TEN 35 for 4 yards (M.Griffin; G.Wilson).	
3-1-TEN 35	(5:37) (Run formation) A.Bradshaw right guard to TEN 33 for 2 yards (A.Williamson).	R6
<u>1-10-TEN 33</u>	(4:55) (Shotgun) A.Luck pass incomplete short right to T.Richardson.	
2-10-TEN 33	(4:48) (Shotgun) A.Bradshaw up the middle to TEN 31 for 2 yards (G.Wilson; S.Phillips).	
3-8-TEN 31	(4:07) (Shotgun) A.Luck pass short left to D.Moncrief to TEN 21 for 10 yards (G.Wilson).	P7
<u>1-10-TEN 21</u>	(3:25) (Run formation) A.Bradshaw right guard to TEN 19 for 2 yards (K.Klug).	
2-8-TEN 19	(2:56) (No Huddle, Shotgun) A.Luck pass short left to R.Wayne pushed ob at TEN 2 for 17 yards (M.Griffin).	P8
<u>1-2-TEN 2</u>	(2:56) (Run formation) J.Meredith reported in as eligible. PENALTY on IND-J.Meredith, False Start, 5 yards, enforced at TEN 2 - No Play.	
1-7-TEN 7	(2:13) (Run formation) A.Luck pass incomplete short right.	
2-7-TEN 7	(2:06) A.Bradshaw left end to TEN 2 for 5 yards (B.Pollard).	
3-2-TEN 2	(1:22) (Shotgun) PENALTY on IND-A.Shipley, False Start, 5 yards, enforced at TEN 2 - No Play.	
3-7-TEN 7	(:57) (Shotgun) A.Luck pass short middle to D.Allen for 7 yards, TOUCHDOWN. A.Vinatieri extra point is GOOD, Center-M.Overton, Holder-P.McAfee.	P9

TEN 0 IND 14, 11 plays, 44 yards, 6:14 drive, 14:08 elapsed
---

P.McAfee kicks 65 yards from IND 35 to end zone, Touchback.

Tennessee Titans at 0:52

Tennessee Titans vs Indianapolis Colts at Lucas Oil Stadium

1-10-TEN 20 (:52) (Shotgun) C.Whitehurst scrambles left end ran ob at TEN 43 for 23 yards (B.Werner).

R2

1-10-TEN 43 (:24) T.Lewan reported in as eligible. S.Greene right tackle to TEN 49 for 6 yards (E.Walden).

END OF QUARTER

	Score	Time Poss	First Downs				Efficiencies	
			R	P	X	T	3 Down	4 Down
Tennessee Titans	0	3:09	1	1	0	2	0/0	0/0
Indianapolis Colts	14	11:51	2	6	1	9	4/5	0/0

Second Quarter

9/28/2014

Play By Play

Tennessee Titans continued.

2-4-TEN 49	(15:00) (Shotgun) C.Whitehurst pass incomplete deep middle to D.Walker.	
3-4-TEN 49	(14:55) (Shotgun) C.Whitehurst pass deep middle intended for J.Hunter INTERCEPTED by M.Adams at IND 19. M.Adams to IND 27 for 8 yards (J.Hunter).	
Indianapolis Colts at 14:43		
1-10-IND 27	(14:43) (Run formation) J.Meredith reported in as eligible. T.Richardson right guard to IND 29 for 2 yards (Z.Gooden; A.Woods).	
2-8-IND 29	(14:03) (Shotgun) A.Luck pass short left to T.Hilton pushed ob at IND 42 for 13 yards (K.Wimbley; B.Wreh-Wilson).	P10
1-10-IND 42	(13:36) (Run formation) J.Meredith reported in as eligible. T.Richardson up the middle to TEN 48 for 10 yards (M.Griffin).	R11
1-10-TEN 48	(13:00) (Run formation) J.Meredith reported in as eligible. A.Luck pass incomplete short right to C.Fleener (S.Hill).	
2-10-TEN 48	(12:53) (Shotgun) A.Luck pass short left to T.Richardson to TEN 44 for 4 yards (W.Woodyard).	
3-6-TEN 44	(12:09) (Shotgun) A.Luck pass short right to R.Wayne to TEN 34 for 10 yards (C.Sensabaugh) [J.Casey].	P12
	PENALTY on TEN-J.Casey, Roughing the Passer, 15 yards, enforced at TEN 34.	X13
1-10-TEN 19	(11:44) (Shotgun) T.Richardson right guard to TEN 21 for -2 yards (K.Wimbley).	
2-12-TEN 21	(11:10) (Shotgun) A.Luck pass incomplete short middle to R.Wayne (G.Wilson).	
3-12-TEN 21	(11:05) (Shotgun) A.Luck pass short left to H.Nicks to TEN 13 for 8 yards (B.Wreh-Wilson).	
4-4-TEN 13	(10:29) A.Vinatieri 31 yard field goal is GOOD, Center-M.Overton, Holder-P.McAfee.	

TEN 0 IND 17, 10 plays, 60 yards, 1 penalty, 4:18 drive, 4:35 elapsed

P.McAfee kicks 65 yards from IND 35 to end zone, Touchback.

Tennessee Titans at 10:25

1-10-TEN 20	(10:25) (Run formation) D.McCluster left guard to TEN 21 for 1 yard (D.Jackson; E.Walden).
2-9-TEN 21	(9:53) (Shotgun) C.Whitehurst pass incomplete short right to D.McCluster.
3-9-TEN 21	(9:48) (Shotgun) C.Whitehurst scrambles up the middle to TEN 23 for 2 yards (Z.Kerr).
4-7-TEN 23	(9:13) B.Kern punts 37 yards to IND 40, Center-B.Brinkley, fair catch by G.Whalen.

Indianapolis Colts at 9:04

1-10-IND 40	(9:04) (Shotgun) A.Luck pass incomplete deep middle to T.Hilton (B.Wreh-Wilson).
2-10-IND 40	(8:57) (Shotgun) A.Bradshaw up the middle to IND 42 for 2 yards (W.Woodyard; G.Wilson).
3-8-IND 42	(8:17) (Shotgun) A.Luck pass incomplete deep right to T.Hilton [J.Casey].
4-8-IND 42	(8:12) P.McAfee punts 37 yards to TEN 21, Center-M.Overton, fair catch by D.McCluster.
	PENALTY on IND-M.Overton, Defensive Holding, 10 yards, enforced at TEN 21.

Tennessee Titans at 8:04

1-10-TEN 31	(8:04) (Shotgun) C.Whitehurst pass short left to D.Walker pushed ob at IND 38 for 31 yards (J.McNary).	P3
1-10-IND 38	(7:30) (Run formation) T.Lewan reported in as eligible. C.Whitehurst pass short right to N.Washington to IND 18 for 20 yards (L.Landry).	P4
1-10-IND 18	(6:44) (Run formation) C.Whitehurst pass incomplete deep middle to N.Washington.	
2-10-IND 18	(6:39) (Shotgun) C.Whitehurst pass incomplete deep right to J.Hunter (M.Adams).	
	Timeout #1 by TEN at 06:34.	
	Timeout #1 by IND at 06:34.	
3-10-IND 18	(6:34) (Shotgun) C.Whitehurst pass incomplete deep middle to K.Wright.	
4-10-IND 18	(6:29) R.Succop 36 yard field goal is GOOD, Center-B.Brinkley, Holder-B.Kern.	

TEN 3 IND 17, 6 plays, 51 yards, 1:40 drive, 8:36 elapsed

R.Succop kicks 74 yards from TEN 35 to IND -9. G.Whalen to IND 23 for 32 yards (J.Battle).

Indianapolis Colts at 6:24, (1st play from scrimmage 6:18)

1-10-IND 23	(6:18) (Shotgun) T.Richardson left tackle to IND 26 for 3 yards (G.Wilson; M.Griffin).	
2-7-IND 26	(5:40) (Shotgun) A.Luck pass short left to T.Richardson pushed ob at 50 for 24 yards (G.Wilson).	P14
1-10-50	(5:04) (Run formation) T.Richardson right end to TEN 49 for 1 yard (S.Hill).	
2-9-TEN 49	(4:30) (Shotgun) A.Luck pass short right to T.Hilton pushed ob at TEN 36 for 13 yards (W.Woodyard).	P15
1-10-TEN 36	(4:02) A.Bradshaw left guard to TEN 32 for 4 yards (S.Phillips; S.Hill).	
2-6-TEN 32	(3:30) (No Huddle, Shotgun) A.Luck pass short middle to T.Hilton to TEN 18 for 14 yards (C.Sensabaugh).	P16
1-10-TEN 18	(2:54) (No Huddle, Shotgun) T.Richardson up the middle to TEN 18 for no gain (Q.Groves).	
2-10-TEN 18	(2:14) (Shotgun) A.Luck pass short middle to T.Richardson to TEN 12 for 6 yards (W.Woodyard).	
	Timeout #2 by TEN at 02:02.	
3-4-TEN 12	(2:02) (Shotgun) A.Luck pass incomplete short right to H.Nicks (J.McCourty).	



Tennessee Titans vs Indianapolis Colts at Lucas Oil Stadium

Two-Minute Warning

4-4-TEN 12 (1:58) A.Vinatieri 30 yard field goal is GOOD, Center-M.Overton, Holder-P.McAfee.

TEN 3 IND 20, 10 plays, 65 yards, 4:31 drive, 13:07 elapsed
---

P.McAfee kicks 65 yards from IND 35 to end zone, Touchback.

Tennessee Titans at 1:53

1-10-TEN 20 (1:53) (Shotgun) C.Whitehurst sacked at TEN 9 for -11 yards (E.Walden).  
PENALTY on IND-R.Jean Francois, Illegal Use of Hands, 5 yards, enforced at TEN 20 - No Play. X5

1-10-TEN 25 (1:44) (No Huddle, Shotgun) C.Whitehurst pass incomplete short right to J.Hunter (R.Jean Francois).

2-10-TEN 25 (1:40) (Shotgun) C.Whitehurst sacked at TEN 16 for -9 yards (C.Redding).  
Timeout #2 by IND at 01:34.

3-19-TEN 16 (1:34) (Shotgun) C.Whitehurst pass short right to D.Walker pushed ob at TEN 33 for 17 yards (D.Jackson).

4-2-TEN 33 (1:27) B.Kern punts 50 yards to IND 17, Center-B.Brinkley. G.Whalen to IND 17 for no gain (M.Huff).

Indianapolis Colts at 1:19

1-10-IND 17 (1:19) (Shotgun) A.Luck pass short left to A.Bradshaw to IND 22 for 5 yards (G.Wilson).

2-5-IND 22 (:55) (No Huddle, Shotgun) A.Luck pass short right intended for H.Nicks INTERCEPTED by W.Woodyard at IND 32. W.Woodyard to IND 25 for 7 yards (A.Luck; C.Fleener).

Tennessee Titans at 0:45

1-10-IND 25 (:45) (Shotgun) C.Whitehurst pass deep right to D.Walker to IND 7 for 18 yards (D.Jackson). P6

1-7-IND 7 (:21) (No Huddle, Shotgun) C.Whitehurst pass incomplete short left to D.Walker.  
Timeout #3 by TEN at 00:17.

2-7-IND 7 (:17) (Shotgun) C.Whitehurst pass short middle to D.Walker for 7 yards, TOUCHDOWN. P7  
The Replay Official challenged the pass completion ruling, and the play was Upheld. The ruling on the field was confirmed.  
(Kick formation) PENALTY on TEN-B.Schwenke, False Start, 5 yards, enforced at IND 2 - No Play.  
R.Succop extra point is GOOD, Center-B.Brinkley, Holder-B.Kern.

TEN 10 IND 20, 3 plays, 25 yards, 0:32 drive, 14:47 elapsed
---

R.Succop kicks 65 yards from TEN 35 to end zone, Touchback.

Indianapolis Colts at 0:13

1-10-IND 20 (:13) PENALTY on TEN-A.Williamson, Defensive 12 On-field, 5 yards, enforced at IND 20 - No Play.

1-5-IND 25 (:13) A.Luck kneels to IND 24 for -1 yards.

END OF QUARTER

	Score	Time Poss	First Downs				Efficiencies	
			R	P	X	T	3 Down	4 Down
Tennessee Titans	10	4:24	0	4	1	5	0/4	0/0
Indianapolis Colts	20	10:36	1	5	1	7	1/4	0/0

# First Half Summary

PERIOD SCORES			TIME OF POSSESSION		
Titans	0	10 = 10	Titans	7:33	
Colts	14	6 = 20	Colts	22:27	

Scoring Plays							
Team	Qtr	Time	Play Description (Extra Point) (Drive Info)			Visitor	Home
Colts	1	7:06	T.Richardson 1 yd. run (A.Vinatieri kick) (2-38, 0:34)			0	7
Colts	1	0:52	D.Allen 7 yd. pass from A.Luck (A.Vinatieri kick) (11-44, 6:14)			0	14
Colts	2	10:25	A.Vinatieri 31 yd. Field Goal (10-60, 4:18)			0	17
Titans	2	6:24	R.Succop 36 yd. Field Goal (6-51, 1:40)			3	17
Colts	2	1:53	A.Vinatieri 30 yd. Field Goal (10-65, 4:31)			3	20
Titans	2	0:13	D.Walker 7 yd. pass from C.Whitehurst (R.Succop kick) (3-25, 0:32)			10	20

	Tennessee Titans	Indianapolis Colts
TOTAL FIRST DOWNS	7	16
First Downs Rushing-Passing-by Penalty	1 - 5 - 1	3 - 11 - 2
THIRD DOWN EFFICIENCY	0-4-0%	5-9-56%
TOTAL NET YARDS	144	263
Total Offensive Plays	22	46
NET YARDS RUSHING	35	45
NET YARDS PASSING	109	218
Gross Yards Passing	118	218
Times thrown-yards lost attempting to pass	1-9	0-0
Pass Attempts-Completions-Had Intercepted	15 - 7 - 1	27 - 17 - 1
Punts-Number and Average	2 - 43.5	2 - 33.5
Penalties-Number and Yards	4 - 30	6 - 45
Fumbles-Number and Lost	1 - 1	0 - 0
Red Zone Efficiency	1-2-50%	2-4-50%
Average Drive Start	TEN 29	IND 33

Tennessee Titans										Indianapolis Colts																									
RUSHING						ATT	YDS	AVG	LG	TD	RUSHING						ATT	YDS	AVG	LG	TD														
C.Whitehurst						2	25	12.5	23	0	A.Bradshaw						7	21	3.0	5	0														
S.Greene						2	9	4.5	6	0	T.Richardson						10	20	2.0	10	1														
D.McCluster						2	1	0.5	1	0	T.Hilton						1	5	5.0	5	0														
											A.Luck						1	-1	-1.0	-1	0														
Total						6	35	5.8	23	0	Total						19	45	2.4	10	1														
PASSING										ATT	CMP	YDS	SK/YD	TD	LG	IN	RT	PASSING										ATT	CMP	YDS	SK/YD	TD	LG	IN	RT
C.Whitehurst										15	7	118	1/9	1	31	1	68.2	A.Luck										27	17	218	0/0	1	37	1	85.1
Total										15	7	118	1/9	1	31	1	68.2	Total										27	17	218	0/0	1	37	1	85.1
PASS RECEIVING						TAR	REC	YDS	AVG	LG	TD	PASS RECEIVING						TAR	REC	YDS	AVG	LG	TD												
D.Walker						6	4	73	18.3	31	1	T.Hilton						9	5	95	19.0	37	0												
K.Wright						3	2	25	12.5	16	0	R.Wayne						4	3	41	13.7	17	0												
N.Washington						2	1	20	20.0	20	0	T.Richardson						4	3	34	11.3	24	0												
J.Hunter						3	0	0	0.0	0	0	D.Allen						2	2	21	10.5	14	1												
D.McCluster						1	0	0	0.0	0	0	H.Nicks						4	2	12	6.0	8	0												
												D.Moncrief						1	1	10	10.0	10	0												
												A.Bradshaw						1	1	5	5.0	5	0												
												C.Fleener						1	0	0	0.0	0	0												
Total						15	7	118	16.9	31	1	Total						26	17	218	12.8	37	1												

Tennessee Titans	Regular	Defensive Plays	Special Teams	Misc
------------------	---------	-----------------	---------------	------

9/28/2014 at Lucas Oil Stadium

TKL	AST	COMB	SK	/ YDS	TFL	Q	IN	PD	FF	FR	TKL	AST	FF	FR	BL	TKL	AST	FF	FR
3	4	7	0	0	0	0	0	1	0	0	0	0	0	0	0	0	0	0	0
3	2	5	0	0	0	0	0	0	0	0	0	0	0	0	0	0	0	0	0
4	0	4	0	0	0	0	0	1	0	0	1	0	0	0	0	0	0	0	0
3	1	4	0	0	0	0	1	2	0	0	0	0	0	0	0	0	0	0	0
13	7	20	0	0	0	0	1	4	0	0	1	0	0	0	0	0	0	0	0

[illegible]

Third Quarter

9/28/2014

Play By Play

TEN elects to Receive, and IND elects to defend the South goal.

P.McAfee kicks 65 yards from IND 35 to end zone, Touchback.

Tennessee Titans at 15:00

1-10-TEN 20	(15:00) (Run formation) S.Greene up the middle to TEN 21 for 1 yard (E.Walden; C.Redding).	
2-9-TEN 21	(14:23) (Shotgun) C.Whitehurst FUMBLES (Aborted) at TEN 17, and recovers at TEN 18. C.Whitehurst to TEN 22 for 4 yards (D.Jackson).	
3-8-TEN 22	(13:41) (Shotgun) C.Whitehurst scrambles left end ran ob at TEN 35 for 13 yards (C.Redding).	R8
	PENALTY on IND-B.Werner, Unnecessary Roughness, 15 yards, enforced at TEN 35.	X9
<u>1-10-50</u>	(13:17) (Shotgun) B.Sankey left guard to IND 44 for 6 yards (D.Jackson).	
2-4-IND 44	(12:50) (No Huddle, Shotgun) C.Whitehurst pass incomplete deep right to K.Wright.	
3-4-IND 44	(12:43) (Shotgun) C.Whitehurst sacked at IND 44 for 0 yards (Z.Kerr).	
	Penalty on TEN-L.Washington, Offensive Holding, declined.	
4-4-IND 44	(12:27) B.Kern punts 35 yards to IND 9, Center-B.Brinkley, fair catch by G.Whalen.	

Indianapolis Colts at 12:19

1-10-IND 9	(12:19) (Run formation) A.Luck pass short right to J.Doyle pushed ob at IND 16 for 7 yards (A.Williamson).	
2-3-IND 16	(11:50) (Run formation) T.Richardson left tackle to IND 20 for 4 yards (A.Williamson).	R17
<u>1-10-IND 20</u>	(11:11) (Run formation) T.Richardson right end pushed ob at IND 28 for 8 yards (A.Williamson).	
2-2-IND 28	(10:44) (Run formation) A.Luck pass deep middle to R.Wayne to IND 49 for 21 yards (B.Wreh-Wilson).	P18
<u>1-10-IND 49</u>	(10:00) (Shotgun) T.Richardson up the middle to TEN 47 for 4 yards (J.Casey; W.Woodyard).	
2-6-TEN 47	(9:32) (No Huddle, Shotgun) A.Luck pass incomplete deep left to H.Nicks.	
3-6-TEN 47	(9:27) (Shotgun) A.Luck pass deep right to R.Wayne pushed ob at TEN 30 for 17 yards (J.McCourty).	P19
<u>1-10-TEN 30</u>	(9:02) (Run formation) T.Richardson up the middle to TEN 28 for 2 yards (M.Griffin).	
2-8-TEN 28	(8:21) (Run formation) A.Luck pass deep left to R.Wayne for 28 yards, TOUCHDOWN.	P20
	A.Vinatieri extra point is GOOD, Center-M.Overton, Holder-P.McAfee.	

TEN 10 IND 27, 9 plays, 91 yards, 4:04 drive, 6:45 elapsed

P.McAfee kicks 65 yards from IND 35 to end zone, Touchback.

Tennessee Titans at 8:15

1-10-TEN 20	(8:15) B.Sankey up the middle to TEN 23 for 3 yards (D.Jackson).	
2-7-TEN 23	(7:37) (Shotgun) C.Whitehurst scrambles up the middle to TEN 24 for 1 yard (C.Redding).	
3-6-TEN 24	(6:51) (Shotgun) C.Whitehurst sacked at TEN 15 for -9 yards (D.Jackson).	
4-15-TEN 15	(6:15) B.Kern punts 55 yards to IND 30, Center-B.Brinkley. G.Whalen to IND 30 for no gain (M.Huff).	

Indianapolis Colts at 6:06

1-10-IND 30	(6:06) A.Bradshaw left end to IND 36 for 6 yards (S.Phillips; M.Griffin).	
2-4-IND 36	(5:21) (Shotgun) A.Bradshaw up the middle to IND 41 for 5 yards (W.Woodyard).	R21
<u>1-10-IND 41</u>	(5:00) (No Huddle, Shotgun) A.Luck pass incomplete deep left to H.Nicks.	
	PENALTY on TEN-B.Wreh-Wilson, Defensive Pass Interference, 33 yards, enforced at IND 41 - No Play.	X22
<u>1-10-TEN 26</u>	(4:53) (Shotgun) A.Luck pass deep right to C.Fleener to TEN 2 for 24 yards (M.Griffin).	P23
<u>1-2-TEN 2</u>	(4:07) J.Meredith reported in as eligible. A.Luck pass short right to C.Fleener for 2 yards, TOUCHDOWN.	P24
	Penalty on TEN-Q.Groves, Defensive Holding, declined.	
	A.Vinatieri extra point is GOOD, Center-M.Overton, Holder-P.McAfee.	

TEN 10 IND 34, 4 plays, 70 yards, 1 penalty, 2:04 drive, 10:58 elapsed

P.McAfee kicks 65 yards from IND 35 to end zone, Touchback.

Tennessee Titans at 4:02

1-10-TEN 20	(4:02) (Shotgun) C.Whitehurst pass short right to B.Sankey to TEN 30 for 10 yards (G.Toler).	P10
<u>1-10-TEN 30</u>	(3:35) (No Huddle, Shotgun) B.Sankey up the middle to TEN 35 for 5 yards (J.McNary; D.Jackson).	
2-5-TEN 35	(3:03) (No Huddle, Shotgun) C.Whitehurst pass short middle to B.Sankey to TEN 48 for 13 yards (J.McNary; D.Butler).	P11
<u>1-10-TEN 48</u>	(2:25) (No Huddle, Shotgun) B.Sankey left end to IND 44 for 8 yards (L.Landry).	
2-2-IND 44	(1:50) (No Huddle, Shotgun) B.Sankey up the middle to IND 34 for 10 yards (D.Jackson).	R12
<u>1-10-IND 34</u>	(1:21) (No Huddle, Shotgun) C.Whitehurst pass short right to D.Walker to IND 23 for 11 yards (D.Jackson).	P13
<u>1-10-IND 23</u>	(:50) (No Huddle, Shotgun) C.Whitehurst pass short middle to K.Wright to IND 5 for 18 yards (L.Landry) [C.Redding].	P14
	PENALTY on IND-C.Redding, Roughing the Passer, 3 yards, enforced at IND 5.	X15

1-2-IND 2

(:39) (No Huddle, Shotgun) B.Sankey up the middle for 2 yards, TOUCHDOWN.

R16

R.Succop extra point is GOOD, Center-B.Brinkley, Holder-B.Kern.

TEN 17 IND 34, 8 plays, 80 yards, 1 penalty, 3:27 drive, 14:25 elapsed
--

R.Succop kicks 65 yards from TEN 35 to end zone, Touchback.

Indianapolis Colts at 0:35

1-10-IND 20 (:35) (Shotgun) T.Richardson right guard to IND 21 for 1 yard (J.Casey).

END OF QUARTER	Score	Time Poss	First Downs				Efficiencies	
			R	P	X	T	3 Down	4 Down
Tennessee Titans	17	8:17	3	4	2	9	1/3	0/0
Indianapolis Colts	34	6:43	2	5	1	8	1/1	0/0



Indianapolis Colts continued.

2-9-IND 21	(15:00) (Shotgun) A.Luck pass short middle to T.Hilton to IND 31 for 10 yards (J.McCourty).	P25
<u>1-10-IND 31</u>	(14:18) (Run formation) T.Richardson right end to IND 31 for no gain (W.Woodyard).	
2-10-IND 31	(13:44) (Shotgun) A.Luck pass deep right to D.Allen pushed ob at IND 48 for 17 yards (Z.Gooden).	P26
<u>1-10-IND 48</u>	(13:21) (Shotgun) A.Luck pass short right to R.Wayne ran ob at TEN 40 for 12 yards (C.Sensabaugh) [W.Woodyard].	P27
<u>1-10-TEN 40</u>	(12:56) (Run formation) T.Richardson up the middle to TEN 39 for 1 yard (J.Casey; K.Wimbley).	
2-9-TEN 39	(12:09) (Shotgun) A.Luck pass short right to T.Richardson to TEN 21 for 18 yards (Z.Gooden).	P28
<u>1-10-TEN 21</u>	(11:22) (Run formation) T.Richardson left tackle to TEN 19 for 2 yards (K.Klug; Z.Gooden).	
2-8-TEN 19	(10:45) (Shotgun) A.Luck pass short right to D.Moncrief to TEN 15 for 4 yards (J.McCourty).	
3-4-TEN 15	(10:04) (Run formation) A.Luck pass short right to A.Bradshaw for 15 yards, TOUCHDOWN.	P29
A.Vinatieri extra point is GOOD, Center-M.Overton, Holder-P.McAfee.		

TEN 17 IND 41, 10 plays, 80 yards, 5:39 drive, 5:04 elapsed

P.McAfee kicks 65 yards from IND 35 to end zone, Touchback.

Tennessee Titans at 9:56

1-10-TEN 20	(9:56) (Shotgun) C.Whitehurst pass short right to K.Wright pushed ob at TEN 27 for 7 yards (D.Butler).
2-3-TEN 27	(9:36) (No Huddle, Shotgun) C.Whitehurst pass incomplete short right [D.Butler].
3-3-TEN 27	(9:30) (Shotgun) C.Whitehurst pass incomplete deep right to J.Hunter.
4-3-TEN 27	(9:25) B.Kern punts 46 yards to IND 27, Center-B.Brinkley. G.Whalen to TEN 38 for 35 yards (B.Brinkley).
PENALTY on IND-D.Moncrief, Offensive Holding, 10 yards, enforced at IND 41.	

Indianapolis Colts at 9:10

1-10-IND 31	(9:10) (Run formation) T.Richardson up the middle to IND 34 for 3 yards (M.Martin; A.Williamson).
2-7-IND 34	(8:29) (Shotgun) T.Richardson up the middle to IND 36 for 2 yards (M.Martin; W.Woodyard).
3-5-IND 36	(7:44) (Shotgun) A.Luck pass incomplete deep left to H.Nicks.
4-5-IND 36	(7:39) P.McAfee punts 60 yards to TEN 4, Center-M.Overton. D.McCluster to TEN 11 for 7 yards (H.Muamba; J.McNary).

Tennessee Titans at 7:26

1-10-TEN 11	(7:26) (Shotgun) PENALTY on TEN-A.Levitre, False Start, 5 yards, enforced at TEN 11 - No Play.
1-15-TEN 6	(7:26) (Shotgun) Z.Mettenberger pass incomplete deep right to N.Washington.
2-15-TEN 6	(7:21) (Shotgun) Z.Mettenberger pass short right to J.Hunter to TEN 18 for 12 yards (G.Toler).
3-3-TEN 18	(6:54) (No Huddle, Shotgun) Z.Mettenberger pass incomplete short left to N.Washington (L.Purifoy).
4-3-TEN 18	(6:50) B.Kern punts 42 yards to IND 40, Center-B.Brinkley. G.Whalen to IND 42 for 2 yards (M.Huff; J.Anderson).
PENALTY on IND-J.Gordy, Offensive Holding, 10 yards, enforced at IND 40.	
Penalty on IND-D.Moncrief, Offensive Holding, declined.	

Indianapolis Colts at 6:38

1-10-IND 30	(6:38) D.Herron left end pushed ob at IND 37 for 7 yards (A.Williamson). TEN-B.Wreh-Wilson was injured during the play. Hasselbeck (IND) in at QB.	
2-3-IND 37	(6:07) (Run formation) D.Herron up the middle to IND 43 for 6 yards (M.Martin).	R30
<u>1-10-IND 43</u>	(5:24) (Run formation) D.Herron up the middle to 50 for 7 yards (J.Casey).	
2-3-50	(4:43) (Run formation) D.Herron right end to TEN 46 for 4 yards (K.Wimbley).	R31
<u>1-10-TEN 46</u>	(4:00) (Run formation) D.Herron up the middle to TEN 46 for no gain (B.Pollard).	
2-10-TEN 46	(3:21) (Run formation) D.Herron left end to TEN 45 for 1 yard (W.Woodyard).	
3-9-TEN 45	(2:39) (Shotgun) PENALTY on IND-L.Louis, False Start, 5 yards, enforced at TEN 45 - No Play.	
3-14-50	(2:39) (Shotgun) D.Herron left end to IND 49 for -1 yards (G.Wilson).	

Two-Minute Warning

4-15-IND 49	(2:00) P.McAfee punts 41 yards to TEN 10, Center-M.Overton, fair catch by D.McCluster.
-------------	--

Tennessee Titans at 1:52

1-10-TEN 10	(1:52) (Shotgun) Z.Mettenberger pass short right to K.Wright pushed ob at TEN 15 for 5 yards (S.Brown).
2-5-TEN 15	(1:46) (No Huddle, Shotgun) Z.Mettenberger pass deep middle intended for K.Wright INTERCEPTED by M.Adams at TEN 40. M.Adams to TEN 34 for 6 yards.

Indianapolis Colts at 1:37

1-10-TEN 34	(1:37) M.Hasselbeck kneels to TEN 34 for no gain.
2-10-TEN 34	(:57) M.Hasselbeck kneels to TEN 35 for -1 yards.
3-11-TEN 35	(:27) M.Hasselbeck kneels to TEN 36 for -1 yards.

Tennessee Titans vs Indianapolis Colts at Lucas Oil Stadium								
END OF QUARTER	Score	Time	First Downs				Efficiencies	
		Poss	R	P	X	T	3 Down	4 Down
Tennessee Titans	17	1:49	0	0	0	0	0/2	0/0
Indianapolis Colts	41	13:11	2	5	0	7	1/4	0/0

# Final Defensive Statistics

Tennessee Titans	Regular Defensive Plays												Special Teams					Misc			
	TKL	AST	COMB	SK	/ YDS	TFL	Q	IN	PD	FF	FR		TKL	AST	FF	FR	BL	TKL	AST	FF	FR
W.Woodyard	6	3	9	0	0	0	1	1	2	0	0		0	0	0	0	0	0	0	0	0
M.Griffin	5	3	8	0	0	0	0	0	0	0	0		0	0	0	0	0	0	0	0	0
G.Wilson	4	4	8	0	0	1	0	0	1	0	0		0	0	0	0	0	0	0	0	0
A.Williamson	6	1	7	0	0	0	0	0	0	0	0		0	0	0	0	0	0	0	0	0
C.Sensabaugh	5	0	5	0	0	0	0	0	1	0	0		1	0	0	0	0	0	0	0	0
J.McCourt	5	0	5	0	0	0	0	0	1	0	0		0	0	0	0	0	0	0	0	0
K.Wimbley	2	3	5	0	0	1	0	0	0	0	0		0	0	0	0	0	0	0	0	0
Z.Gooden	2	3	5	0	0	0	0	0	0	0	0		0	0	0	0	0	0	0	0	0
B.Wreh-Wilson	3	1	4	0	0	0	0	0	1	0	0		0	0	0	0	0	0	0	0	0
J.Casey	2	2	4	0	0	0	2	0	0	0	0		0	0	0	0	0	0	0	0	0
S.Hill	2	1	3	0	0	1	0	0	1	0	0		0	0	0	0	0	0	0	0	0
M.Martin	1	2	3	0	0	0	0	0	0	0	0		0	0	0	0	0	0	0	0	0
S.Phillips	0	3	3	0	0	0	0	0	0	0	0		0	0	0	0	0	0	0	0	0
B.Pollard	2	0	2	0	0	0	0	0	0	0	0		0	0	0	0	0	0	0	0	0
K.Klug	1	1	2	0	0	0	0	0	0	0	0		0	0	0	0	0	0	0	0	0
Q.Groves	1	0	1	0	0	0	0	0	0	0	0		0	0	0	0	0	0	0	0	0
A.Woods	0	1	1	0	0	0	0	0	0	0	0		0	0	0	0	0	0	0	0	0
M.Huff	0	0	0	0	0	0	0	0	0	0	0		2	1	0	0	0	0	0	0	0
J.Battle	0	0	0	0	0	0	0	0	0	0	0		1	0	0	0	0	0	0	0	0
B.Brinkley	0	0	0	0	0	0	0	0	0	0	0		1	0	0	0	0	0	0	0	0
J.Anderson	0	0	0	0	0	0	0	0	0	0	0		0	1	0	0	0	0	0	0	0
B.Schwenke	0	0	0	0	0	0	0	0	0	0	0		0	0	0	0	0	1	0	0	0
J.Hunter	0	0	0	0	0	0	0	0	0	0	0		0	0	0	0	0	1	0	0	0
C.Whitehurst	0	0	0	0	0	0	0	0	0	0	0		0	0	0	0	0	0	0	0	1
Total	47	28	75	0	0	3	3	1	7	0	0		5	2	0	0	0	2	0	0	1

TKL = Tackle AST = Assist COMB = Combined QH=QB Hit IN = Interception PD = Pass Defense FF = Forced Fumble FR = Fumble Recovery

Indianapolis Colts	Regular Defensive Plays												Special Teams					Misc			
	TKL	AST	COMB	SK	/ YDS	TFL	QH	IN	PD	FF	FR		TKL	AST	FF	FR	BL	TKL	AST	FF	FR
D.Jackson	8	2	10	1	9	1	1	0	0	0	0		0	0	0	0	0	0	0	0	0
C.Redding	4	1	5	1	9	1	2	0	0	0	0		0	0	0	0	0	0	0	0	0
L.Landry	3	0	3	0	0	0	0	0	0	0	0		0	0	0	0	0	0	0	0	0
D.Butler	2	1	3	0	0	0	1	0	0	0	0		0	0	0	0	0	0	0	0	0
J.McNary	1	2	3	0	0	0	0	0	0	0	0		0	1	0	0	0	0	0	0	0
E.Walden	1	2	3	0	0	0	0	0	0	0	0		0	0	0	0	0	0	0	0	0
Z.Kerr	2	0	2	1	0	0	1	0	0	0	0		0	0	0	0	0	0	0	0	0
G.Toler	2	0	2	0	0	0	0	0	0	0	0		0	0	0	0	0	0	0	0	0
R.Jean Francois	1	0	1	0	0	0	0	0	1	0	1		0	0	0	0	0	0	0	0	0
B.Werner	1	0	1	0	0	0	0	0	0	0	0		0	0	0	0	0	0	0	0	0
S.Brown	1	0	1	0	0	0	0	0	0	0	0		0	0	0	0	0	0	0	0	0
M.Adams	0	0	0	0	0	0	0	2	3	0	0		0	0	0	0	0	0	0	0	0
L.Purifoy	0	0	0	0	0	0	0	0	1	0	0		0	0	0	0	0	0	0	0	0
H.Muamba	0	0	0	0	0	0	0	0	0	0	0		0	1	0	0	0	0	0	0	0
A.Luck	0	0	0	0	0	0	0	0	0	0	0		0	0	0	0	0	0	1	0	0
C.Fleener	0	0	0	0	0	0	0	0	0	0	0		0	0	0	0	0	0	1	0	0
Total	26	8	34	3	18	2	5	2	5	0	1		0	2	0	0	0	0	2	0	0

## Ball Possession And Drive Chart

### Tennessee Titans

#	Time Recd	Time Lost	Time Poss	How Ball Obtained	Drive Began	# Play	Yds Gain	Yds Pen	Net Yds	1st Down	Last Scrm	How Given Up
1	9:57	7:40	2:17	Punt	TEN 9	4	28	0	28	1	TEN 28	Fumble
2	0:52	14:43	1:09	Kickoff	TEN 20	4	29	0	29	1	TEN 49	Interception
3	10:25	9:04	1:21	Kickoff	TEN 20	3	3	0	3	0	TEN 23	Punt
4	8:04	6:24	1:40	Punt	TEN 31	6	51	0	51	2	* IND 18	Field Goal
5	1:53	1:19	0:34	Kickoff	TEN 20	3	8	5	13	1	TEN 33	Punt
6	0:45	0:13	0:32	Interception	IND 25	3	25	0	25	2	* IND 7	Touchdown
7	15:00	12:19	2:41	Kickoff	TEN 20	6	21	15	36	2	IND 44	Punt
8	8:15	6:06	2:09	Kickoff	TEN 20	3	-5	0	-5	0	TEN 15	Punt
9	4:02	0:35	3:27	Kickoff	TEN 20	8	77	3	80	7	* IND 2	Touchdown
10	9:56	9:10	0:46	Kickoff	TEN 20	3	7	0	7	0	TEN 27	Punt
11	7:26	6:38	0:48	Punt	TEN 11	3	12	-5	7	0	TEN 18	Punt
12	1:52	1:37	0:15	Punt	TEN 10	2	5	0	5	0	TEN 15	Interception

(276) Average TEN 23

### Indianapolis Colts

#	Time Recd	Time Lost	Time Poss	How Ball Obtained	Drive Began	# Play	Yds Gain	Yds Pen	Net Yds	1st Down	Last Scrm	How Given Up
1	15:00	9:57	5:03	Kickoff	IND 21	9	55	-15	40	3	TEN 39	Punt
2	7:40	7:06	0:34	Fumble	TEN 38	2	38	0	38	2	* TEN 1	Touchdown
3	7:06	0:52	6:14	Onside Kick	TEN 44	11	54	-10	44	4	* TEN 7	Touchdown
4	14:43	10:25	4:18	Interception	IND 27	10	45	15	60	4	* TEN 13	Field Goal
5	9:04	8:04	1:00	Punt	IND 40	3	2	0	2	0	IND 42	Punt
6	6:24	1:53	4:31	Kickoff	IND 23	10	65	0	65	3	* TEN 12	Field Goal
7	1:19	0:45	0:34	Punt	IND 17	2	5	0	5	0	IND 22	Interception
8	0:13	0:00	0:13	Kickoff	IND 20	1	-1	5	4	0	IND 25	End of Half
9	12:19	8:15	4:04	Punt	IND 9	9	91	0	91	4	TEN 28	Touchdown
10	6:06	4:02	2:04	Punt	IND 30	4	37	33	70	4	* TEN 2	Touchdown
11	0:35	9:56	5:39	Kickoff	IND 20	10	80	0	80	5	* TEN 15	Touchdown
12	9:10	7:26	1:44	Punt	IND 31	3	5	0	5	0	IND 36	Punt
13	6:38	1:52	4:46	Punt	IND 30	7	24	-5	19	2	IND 49	Punt
14	1:37	0:00	1:37	Interception	TEN 34	3	-2	0	-2	0	TEN 35	End of Game

(452) Average IND 32

\* inside opponent's 20

### Time of Possession by Quarter

	1st	2nd	3rd	4th	OT	Total
Visitor Tennessee Titans	3:09	4:24	8:17	1:49		17:39
Home Indianapolis Colts	11:51	10:36	6:43	13:11		42:21

### Kickoff Drive No.-Start Average

Titans: 7 - TEN 20

Colts: 4 - IND 21

# Miscellaneous Statistics Report

Tennessee Titans vs Indianapolis Colts  
9/28/2014 at Lucas Oil Stadium

## Ten Longest Plays for Tennessee Titans

Yards	Qtr	Play Start	Play Description
31	2	1-10-TEN 31	(8:04) (Shotgun) C.Whitehurst pass short left to D.Walker pushed ob at IND 38 for 31 yards (J.McNary).
28	3	3-8-TEN 22	(13:41) (Shotgun) C.Whitehurst scrambles left end ran ob at TEN 35 for 13 yards (C.Redding). PENALTY on IND-B.Werner, Unnecessary Roughness, 15 yards, enforced at TEN 35.
23	1	1-10-TEN 20	(:52) (Shotgun) C.Whitehurst scrambles left end ran ob at TEN 43 for 23 yards (B.Werner).
21	3	1-10-IND 23	(:50) (No Huddle, Shotgun) C.Whitehurst pass short middle to K.Wright to IND 5 for 18 yards (L.Landry) [C.Redding]. PENALTY on IND-C.Redding, Roughing the Passer, 3 yards, enforced at IND 5.
20	2	1-10-IND 38	(7:30) (Run formation) T.Lewan reported in as eligible. C.Whitehurst pass short right to N.Washington to IND 18 for 20 yards (L.Landry).
18	2	1-10-IND 25	(:45) (Shotgun) C.Whitehurst pass deep right to D.Walker to IND 7 for 18 yards (D.Jackson).
17	2	3-19-TEN 16	(1:34) (Shotgun) C.Whitehurst pass short right to D.Walker pushed ob at TEN 33 for 17 yards (D.Jackson).
16	1	2-7-TEN 12	(9:18) (Shotgun) C.Whitehurst pass short right to K.Wright to TEN 28 for 16 yards (D.Butler).
13	3	2-5-TEN 35	(3:03) (No Huddle, Shotgun) C.Whitehurst pass short middle to B.Sankey to TEN 48 for 13 yards (J.McNary; D.Butler).
12	4	2-15-TEN 6	(7:21) (Shotgun) Z.Mettenberger pass short right to J.Hunter to TEN 18 for 12 yards (G.Toler).

## Ten Longest Plays for Indianapolis Colts

Yards	Qtr	Play Start	Play Description
37	1	1-10-TEN 38	(7:40) (Shotgun) A.Luck pass deep right to T.Hilton to TEN 1 for 37 yards (J.McCourty).
28	3	2-8-TEN 28	(8:21) (Run formation) A.Luck pass deep left to R.Wayne for 28 yards, TOUCHDOWN.
25	2	3-6-TEN 44	(12:09) (Shotgun) A.Luck pass short right to R.Wayne to TEN 34 for 10 yards (C.Sensabaugh) [J.Casey].
24	2	2-7-IND 26	(5:40) (Shotgun) A.Luck pass short left to T.Richardson pushed ob at 50 for 24 yards (G.Wilson).
24	3	1-10-TEN 26	(4:53) (Shotgun) A.Luck pass deep right to C.Fleener to TEN 2 for 24 yards (M.Griffin).
21	3	2-2-IND 28	(10:44) (Run formation) A.Luck pass deep middle to R.Wayne to IND 49 for 21 yards (B.Wreh-Wilson).
18	1	3-8-IND 35	(12:37) (Shotgun) A.Luck pass deep right to T.Hilton to TEN 47 for 18 yards (J.McCourty).
18	4	2-9-TEN 39	(12:09) (Shotgun) A.Luck pass short right to T.Richardson to TEN 21 for 18 yards (Z.Gooden).
17	1	2-8-TEN 19	(2:56) (No Huddle, Shotgun) A.Luck pass short left to R.Wayne pushed ob at TEN 2 for 17 yards (M.Griffin).
17	3	3-6-TEN 47	(9:27) (Shotgun) A.Luck pass deep right to R.Wayne pushed ob at TEN 30 for 17 yards (J.McCourty).

## Touchdown Scoring Information

		Offense	Defense	Special Teams
VISITOR	Tennessee Titans	2	0	0
HOME	Indianapolis Colts	5	0	0

## Player Scoring Information

Club	Player	TD	Rush TD	Rec TD	KO TD	Punt TD	Int TD	Fum TD	Misc TD	FG	XP	2Pt Rush	2Pt Rec	Sfty	Points
TEN	B.Sankey	0	1	0	0	0	0	0	0	0	0	0	0	0	6
TEN	D.Walker	0	0	1	0	0	0	0	0	0	0	0	0	0	6
TEN	R.Succop	0	0	0	0	0	0	0	0	1	2	0	0	0	5
IND	A.Vinatieri	0	0	0	0	0	0	0	0	2	5	0	0	0	11
IND	T.Richardson	0	1	0	0	0	0	0	0	0	0	0	0	0	6
IND	A.Bradshaw	0	0	1	0	0	0	0	0	0	0	0	0	0	6
IND	C.Fleener	0	0	1	0	0	0	0	0	0	0	0	0	0	6
IND	D.Allen	0	0	1	0	0	0	0	0	0	0	0	0	0	6
IND	R.Wayne	0	0	1	0	0	0	0	0	0	0	0	0	0	6

## Possession Detail

	First Half		Second Half		Game	
	Visitor	Home	Visitor	Home	Visitor	Home
Largest Lead	0	17	0	24	0	24
Drives Leading	0	6	0	6	0	12
Time of Possession Leading	0:00	16:50	0:00	19:54	0:00	36:44
Largest Deficit	-17	0	-24	0	-24	0
Drives Trailing	5	0	6	0	11	0
Time of Possession Trailing	5:16	0:00	10:06	0:00	15:22	0:00
Times Score Tied Up		0		0		0
Lead Changes		1		0		1

# Playtime Percentage

*Percent of playtime per player on offense, defense and special teams*

Tennessee Titans							Indianapolis Colts								
		Offense		Defense		Special Teams				Offense		Defense		Special Teams	
C Warmack	G	48	100%			3	9%	G Cherilus	T	87	100%			7	22%
B Schwenke	C	48	100%			3	9%	L Louis	G	87	100%			7	22%
M Oher	T	48	100%					J Mewhort	G	87	100%			7	22%
A Levitre	G	48	100%					A Castonzo	T	87	100%			1	3%
M Roos	T	46	96%			3	9%	A Shipley	C	87	100%				
N Washington	WR	46	96%					A Luck	QB	77	89%				
K Wright	WR	44	92%					R Wayne	WR	67	77%				
C Whitehurst	QB	43	90%					T Hilton	WR	57	66%			2	6%
D Walker	TE	37	77%					D Allen	TE	53	61%			5	16%
J Hunter	WR	36	75%					H Nicks	WR	53	61%				
B Sankey	RB	22	46%					T Richardson	RB	48	55%				
C Stevens	TE	12	25%			3	9%	C Fleener	TE	45	52%				
S Greene	RB	11	23%					J Doyle	TE	33	38%			22	69%
D McCluster	RB	9	19%			4	12%	A Bradshaw	RB	31	36%				
L Washington	RB	8	17%			8	25%	D Moncrief	WR	26	30%			16	50%
C Coffman	TE	7	15%			11	34%	D Herron	RB	10	11%			22	69%
D Hagan	WR	5	10%			12	38%	M Hasselbeck	QB	10	11%				
Z Mettenberger	QB	5	10%					G Whalen	WR	6	7%			18	56%
T Lewan	T	4	8%			3	9%	J Meredith	T	6	7%			7	22%
J Battle	TE	1	2%			22	69%	M Adams	SS			48	100%	10	31%
M Griffin	FS			87	100%	11	34%	G Toler	CB			48	100%		
W Woodyard	LB			87	100%	7	22%	J McNary	LB			43	90%	9	28%
J McCourty	CB			85	98%	8	25%	D Jackson	LB			43	90%	3	9%
B Pollard	SS			83	95%	8	25%	E Walden	LB			43	90%		
B Wreh-Wilson	CB			71	82%	14	44%	V Davis	CB			43	90%		
J Casey	DT			60	69%	5	16%	L Landry	FS			40	83%		
D Morgan	LB			60	69%	4	12%	B Werner	LB			36	75%	6	19%
C Sensabaugh	CB			58	67%	14	44%	C Redding	DE			33	69%	3	9%
K Wimbley	LB			53	61%	5	16%	R Jean Francois	DE			33	69%	3	9%
M Martin	DT			50	57%	5	16%	D Butler	CB			30	62%	8	25%
G Wilson	FS			48	55%	17	53%	Z Kerr	DT			15	31%	7	22%
S Phillips	LB			44	51%	2	6%	J Newsome	LB			15	31%	5	16%
S Hill	NT			40	46%	6	19%	J Chapman	NT			14	29%		
K Klug	DT			33	38%	6	19%	S Brown	FS			8	17%	22	69%
A Williamson	LB			26	30%	25	78%	M Hughes	NT			8	17%	7	22%
D Jones	DE			20	23%	2	6%	K Quarles	DT			6	12%	2	6%
A Woods	NT			18	21%	2	6%	L Purifoy	CB			5	10%	24	75%
Q Groves	LB			17	20%	25	78%	J Gordy	CB			5	10%	21	66%
Z Gooden	LB			16	18%	21	66%	H Muamba	LB			5	10%	20	62%
M Huff	CB		1	1%		22	69%	A Jackson	LB			5	10%	16	50%
D Stafford	SS					22	69%	C Carter	LB			2	4%	20	62%
J Anderson	LB					21	66%	P McAfee	P					19	59%
B Kern	P					9	28%	M Overton	LS					11	34%
B Brinkley	LS					9	28%	J Harrison	C					9	28%
R Succop	K					7	22%	A Vinatieri	K					7	22%
C Spencer	G					3	9%	J Reitz	G					6	19%



# 2014 TENNESSEE TITANS SEASON STATISTICS

## Won 1, Lost 3

Date	W-L	Score	OT	Opponent	Attendance
09/07	W	26-10		Kansas City	73,569*
09/14	L	10-26		Dallas	69,143*
09/21	L	7-33		at Cincinnati	56,743*
09/28	L	17-41		at Indianapolis	64,757*
10/05				Cleveland	
10/12				Jacksonville	
10/19				at Washington	
10/26				Houston	
11/09				at Baltimore	
11/17				Pittsburgh	
11/23				at Philadelphia	
11/30				at Houston	
12/07				New York Giants	
12/14				New York Jets	
12/18				at Jacksonville	
12/28				Indianapolis	

\* Sellout

Statistic	Tenn.	Opp.
<b>Total First Downs</b>	<b>75</b>	<b>97</b>
Rushing	24	32
Passing	43	52
Penalty	8	13
3rd Down: Made/Att	12/47	20/51
3rd Down Pct.	25.5	39.2
4th Down: Made/Att	1/3	1/3
4th Down Pct.	33.3	33.3
<b>Possession Avg.</b>	<b>26:22</b>	<b>33:38</b>
<b>Total Net Yards</b>	<b>1306</b>	<b>1411</b>
Avg. Per Game	326.5	352.8
Total Plays	235	271
Avg. Per Play	5.6	5.2
<b>Net Yards Rushing</b>	<b>478</b>	<b>508</b>
Avg. Per Game	119.5	127.0
Total Rushes	95	132
<b>Net Yards Passing</b>	<b>828</b>	<b>903</b>
Avg. Per Game	207.0	225.8
Sacked/Yards Lost	11/51	8/52
Gross Yards	879	955
Att./Completions	129/71	131/84
Completion Pct.	55.0	64.1
Had Intercepted	6	5
<b>Punts/Average</b>	<b>21/44.5</b>	<b>17/46.9</b>
<b>Net Punting Avg.</b>	<b>21/38.0</b>	<b>17/44.2</b>
<b>Penalties/Yards</b>	<b>34/307</b>	<b>25/188</b>
<b>Fumbles/Ball Lost</b>	<b>6/1</b>	<b>1/1</b>
<b>Touchdowns</b>	<b>6</b>	<b>12</b>
Rushing	2	5
Passing	4	7
Returns	0	0

Score By Periods	Q1	Q2	Q3	Q4	OT	PTS
<b>Team</b>	<b>0</b>	<b>20</b>	<b>27</b>	<b>13</b>	<b>0</b>	<b>60</b>
<b>Opponents</b>	<b>27</b>	<b>31</b>	<b>28</b>	<b>24</b>	<b>0</b>	<b>110</b>

Scoring	TD	Rush	Rec	Ret	K-PAT	FG	S	PTS
Succop	0	0	0	0	6/6	6/8	0	24
Walker	3	0	3	0			0	18
Greene	1	1	0	0			0	6
Sankey	1	1	0	0			0	6
Wright	1	0	1	0			0	6
<b>Team</b>	<b>6</b>	<b>2</b>	<b>4</b>	<b>0</b>	<b>6/6</b>	<b>6/8</b>	<b>0</b>	<b>60</b>
<b>Opponents</b>	<b>12</b>	<b>5</b>	<b>7</b>	<b>0</b>	<b>12/12</b>	<b>8/9</b>	<b>1</b>	<b>110</b>

2-Pt Conv: TM 0-0, OPP 0-0

**Sacks:** Casey 2, Hill 1, Klug 1, Pitoitua 1, Pollard 1, Sensabaugh 1, Woodyard 1, **TM 8, OPP 11**

**FUM/Lost:** Locker 2/0, Walker 1/0, L. Washington 1/0, Whitehurst 1/0, Wright 1/1

Passing	Att	Cmp	Yds	Cmp%	Yds/Att	TD	TD%	Int	Int%	Long	Sack/Lost	Rating
Locker	101	57	685	56.4	6.78	3	3.0	4	4.0	61t	8/33	70.8
Whitehurst	23	12	177	52.2	7.70	1	4.3	1	4.3	31	3/18	74.0
Mettenberger	5	2	17	40.0	3.40	0	0.0	1	20.0	12	0/0	10.0
<b>Team</b>	<b>129</b>	<b>71</b>	<b>879</b>	<b>55.0</b>	<b>6.81</b>	<b>4</b>	<b>3.1</b>	<b>6</b>	<b>4.7</b>	<b>61t</b>	<b>11/51</b>	<b>67.3</b>
<b>Opponents</b>	<b>131</b>	<b>84</b>	<b>955</b>	<b>64.1</b>	<b>7.29</b>	<b>7</b>	<b>5.3</b>	<b>5</b>	<b>3.8</b>	<b>37</b>	<b>8/52</b>	<b>87.8</b>

Rushing	No.	Yds	Avg	Long	TD
Greene	33	154	4.7	20	1
Sankey	24	123	5.1	18	1
Locker	14	73	5.2	29	0
McCluster	16	60	3.8	16	0
Whitehurst	5	40	8.0	23	0
L. Washington	2	23	11.5	16	0
Battle	1	5	5.0	5	0
<b>Team</b>	<b>95</b>	<b>478</b>	<b>5.0</b>	<b>29</b>	<b>2</b>
<b>Opponents</b>	<b>132</b>	<b>508</b>	<b>3.8</b>	<b>22</b>	<b>5</b>

Receiving	No.	Yds	Avg	Long	TD
Walker	22	317	14.4	61t	3
Wright	19	176	9.3	28	1
Hunter	9	138	15.3	39	0
N. Washington 6	80	13.3	20	0	
McCluster	4	41	10.3	17	0
Sankey	3	32	10.7	13	0
Hagan	2	34	17.0	25	0
Stevens	2	26	13.0	20	0
Thompson	2	24	12.0	13	0
L. Washington	2	11	5.5	8	0
<b>Team</b>	<b>71</b>	<b>879</b>	<b>12.4</b>	<b>61t</b>	<b>4</b>
<b>Opponents</b>	<b>84</b>	<b>955</b>	<b>11.4</b>	<b>37</b>	<b>7</b>

Interceptions	No.	Yds	Avg	Long	TD
McCourtly	2	0	0.0	0	0
Griffin	1	12	12.0	12	0
Woodyard	1	7	7.0	7	0
Wilson	1	0	0.0	0	0
<b>Team</b>	<b>5</b>	<b>19</b>	<b>3.8</b>	<b>12</b>	<b>0</b>
<b>Opponents</b>	<b>6</b>	<b>20</b>	<b>3.3</b>	<b>8</b>	<b>0</b>

Punting	No.	Yds	Avg	Net	TB	In	Lg	B
Kern	21	935	44.5	38.0	3	6	63	0
<b>Team</b>	<b>21</b>	<b>935</b>	<b>44.5</b>	<b>38.0</b>	<b>3</b>	<b>6</b>	<b>63</b>	<b>0</b>
<b>Opponents</b>	<b>17</b>	<b>798</b>	<b>46.9</b>	<b>44.2</b>	<b>2</b>	<b>9</b>	<b>62</b>	<b>0</b>

Punt Returns	Ret	FC	Yds	Avg	Long	TD
McCluster	3	6	6	2.0	7	0
<b>Team</b>	<b>3</b>	<b>6</b>	<b>6</b>	<b>2.0</b>	<b>7</b>	<b>0</b>
<b>Opponents</b>	<b>9</b>	<b>5</b>	<b>76</b>	<b>8.4</b>	<b>30</b>	<b>0</b>

Kickoff Returns	No.	Yds	Avg	Long	TD
L. Washington	7	125	17.9	29	0
Battle	1	21	21.0	21	0
<b>Team</b>	<b>8</b>	<b>146</b>	<b>18.3</b>	<b>29</b>	<b>0</b>
<b>Opponents</b>	<b>6</b>	<b>136</b>	<b>22.7</b>	<b>32</b>	<b>0</b>

Field Goals	1-19	20-29	30-39	40-49	50+
Succop	0/0	0/0	3/3	3/5	0/0
<b>Team</b>	<b>0/0</b>	<b>0/0</b>	<b>3/3</b>	<b>3/5</b>	<b>0/0</b>
<b>Opponents</b>	<b>0/0</b>	<b>1/1</b>	<b>3/3</b>	<b>3/4</b>	<b>1/1</b>

Succop: (36G,31G,46G,47G)(47G)(40N,44N)(36G)

OPP: (35G,48N)(48G,44G,51G,48G)(29G)(31G,30G)

## **TITANS COLLAPSE IN FOURTH STRAIGHT DEFEAT**

**BY JIM WYATT  
THE TENNESSEAN  
OCTOBER 6, 2014**

### **PAGE 1C**

The Titans lost their starting quarterback — again.

Then they lost their poise, a big lead and the game.

After a meltdown of epic proportions against the Browns, the season is shaping up as another lost cause as well.

No-shows early in their first four games, the Titans this time disappeared in the second half. The 29-28 loss at LP Field on Sunday left them answering for one of the biggest collapses ever.

The Titans (1-4) led 28-3 in the final minutes of the first half. The Browns then scored 26 unanswered points, pulling off the largest comeback by a road team in NFL history.

As his teammates tried to explain why and how it happened, Titans rookie linebacker Avery Williamson seemed to speak for the entire fan base.

"We've got to step up. We can't blame everything on the refs, on anything," he said. "Words can't express how mad I am right now. We had an opportunity to seal the game and we didn't. We can't blame anybody but ourselves."

There was plenty of blame to go around.

The offense shut down after its early power surge. The defense failed to keep the Browns (2-2) from building momentum.

Special teams? Brett Kern had a punt blocked in the end zone for a safety, and a penalty wiped out a fumbled punt by the Browns.

Coach Ken Whisenhunt left himself open to criticism with a mixture of questionable play-calling and curious clock management. His fourth-down gamble late in the game failed.

It added up to a fourth straight defeat.

"It was an unbelievably tough loss for us," Whisenhunt said. "There were a lot of things that went against us in the second half that could have gone either way. It didn't seem to go our way. A lot of it was self-inflicted. Those are the things we have to eliminate if we are going to win football games."

Adding injury to insult, quarterback Jake Locker banged his throwing-hand thumb on the helmet of a Browns player in the second quarter and did not return. The fourth-year pro said X-rays didn't show a break, but he's scheduled for an MRI on Monday to determine if there's any ligament damage.

Locker has missed 15 of a potential 37 starts because of injuries, and he was back in the lineup Sunday after sitting out last week with a strained right wrist.

"It is frustrating," said Locker, who passed for a touchdown and ran for another before hurting his thumb. "But it's just another opportunity to overcome it and be stronger for it. ... I'm going to work as hard as I can to overcome it."

The Titans looked like they could go on cruise control without Locker. Charlie Whitehurst came in and threw touchdown passes to Kendall Wright (11 yards) and Justin Hunter (75) to push the lead to 28-3 with 2:44 to play in the first half.

Then the Browns gave longtime Oilers/Titans fans a painful reminder of the past, when the 1992 Oilers blew a 35-3 lead to the Bills in the playoffs and lost 41-38.

On this day, the Browns methodically melted a 25-point deficit. It was 28-13 after three quarters, and the blocked-punt safety made it 28-15 with 11:02 to play. Brian Hoyer's touchdown pass to Travis Benjamin made it 28-22 with 6:49 left.

With the Browns nipping at their heels, the Titans really started to press. The offense was going stagnant and the defense was running out of gas.

More: Locker not happy with "cheap shot"

More: Locker will undergo tests on thumb

Whisenhunt rolled the dice by going for it on fourth-and-1 from the Tennessee 42 with 3:09 left, but Whitehurst's sneak was stopped short. Whisenhunt said he considered punting but felt like the Titans could put the game away. The Browns had one timeout left.

Said Whitehurst: "I thought I landed on the other side of the stick. But obviously I didn't."

The Browns made the Titans pay. Four plays later, Hoyer and Benjamin connected for another touchdown, and the point-after kick made it 29-28.

The Titans got the ball back but couldn't do anything with it.

"New England in the snow, that's definitely the worst game I've been a part of," wide receiver Nate Washington said of a 59-0 loss in 2009. "As far as blowing a game, this is probably the worst one. I think it is more disappointing than anything. We've worked too hard."

The Jaguars come to LP Field next week.

"This season is not a lost cause until it's over with," cornerback Coty Sensabaugh said. "We have 11 games left, so we have 11 more opportunities to go out there and turn this thing around, and that is what we're going to do. No one around here is giving up."

###

# Week 5

## National Football League Game Summary

NFL Copyright © 2014 by The National Football League. All rights reserved. This summary and play-by-play is for the express purpose of assisting media in their coverage of the game; any other use of this material is prohibited without the written permission of the National Football League. Updated: 10/10/2014

Date: Sunday, 10/5/2014 Cleveland Browns at Tennessee Titans Start Time: 12:02 PM Central  
at LP Field, Nashville, Tennessee

### Game Day Weather

Game Weather: Partly Sunny Temp: 67° F (19.4° C) Humidity: 31%, Wind: WSW 13 mph  
Played Outdoors on Turf: Grass Outdoor Weather: Partly Sunny, Wind Chill: 67

### Officials

Referee: Statore, Gene (114) Umpire: Stritesky, Bruce (102) Head Linesman: Bowers, Derick (74)  
Line Judge: Arthur, Gary (108) Side Judge: Patterson, Rick (15) Field Judge: Waggoner, Bob (25)  
Back Judge: Paganelli, Carl (124) Replay Official: Weidner, Paul ()

### Lineups

Cleveland Browns				Tennessee Titans			
Offense		Defense		Offense		Defense	
WR	16 A.Hawkins	RE	92 D.Bryant	WR	15 J.Hunter	DE	92 R.Pitoitua
LT	73 J.Thomas	NT	71 A.Rubin	TE	88 C.Stevens	NT	94 S.Hill
LG	75 J.Bitonio	LE	98 P.Taylor	LT	71 M.Roos	DT	99 J.Casey
C	55 A.Mack	OLB	99 P.Kruger	LG	67 A.Levitre	OLB	91 D.Morgan
RG	77 J.Greco	MIKE	56 K.Dansby	C	62 B.Schwenke	ILB	59 W.Woodyard
RT	72 M.Schwartz	WILL	53 C.Robertson	RG	70 C.Warmack	ILB	54 A.Williamson
TE	84 J.Cameron	OLB	51 B.Mingo	RT	72 M.Oher	OLB	95 K.Wimbley
WR	19 M.Austin	RCB	22 B.Skrine	TE	82 D.Walker	CB	24 C.Sensabaugh
QB	6 B.Hoyer	LCB	23 J.Haden	WR	13 K.Wright	SS	31 B.Pollard
RB	44 B.Tate	FS	39 T.Gipson	QB	10 J.Locker	FS	33 M.Griffin
FB	48 R.Agnew	SS	31 D.Whitner	RB	23 S.Greene	CB	30 J.McCourtly

### Substitutions

P 5 S.Lanning, K 8 B.Cundiff, WR 11 T.Benjamin, WR 15 M.Moore, WR 18 T.Gabriel, DB 21 J.Gilbert, DB 24 J.Bademosi, RB 28 T.West, DB 30 J.Leonhard, DB 33 J.Poyer, RB 34 I.Crowell, DB 36 K.Williams, LB 52 E.Martin, LS 57 C.Yount, LB 58 C.Kirksey, LB 59 T.Carder, OL 74 P.McQuistan, TE 81 J.Dray, TE 82 G.Barnidge, DL 90 B.Winn, DL 95 A.Bryant, LB 97 J.Sheard

### Substitutions

P 6 B.Kern, K 8 R.Succop, QB 12 C.Whitehurst, RB 20 B.Sankey, S 21 G.Wilson, RB 22 D.McCluster, DB 28 M.Huff, RB 29 L.Washington, CB 32 B.Harris, S 39 D.Stafford, RB 44 J.Battle, LS 48 B.Brinkley, LB 50 Z.Gooden, OLB 53 Q.Groves, LB 56 A.Ayers, OLB 58 S.Phillips, G 60 C.Spencer, T 77 T.Lewan, WR 80 D.Hagan, WR 85 N.Washington, TE 86 C.Coffman, DL 93 M.Martin, DL 96 A.Woods, DL 97 K.Klug

### Did Not Play

QB 2 J.Manziel, OL 69 V.Painter

### Did Not Play

### Not Active

DB 26 P.Desir, RB 41 G.Winston, DB 42 R.Nelson, DL 67 I.Kitchen, WR 83 R.Smith, TE 89 G.Robinson, DL 93 J.Hughes

### Not Active

QB 7 Z.Mettenberger, WR 17 K.Durham, CB 25 B.Wreh-Wilson, LB 57 J.Anderson, T 68 B.Stingily, TE 84 T.Thompson, DL 90 D.Jones

### Field Goals (made ( ) & missed)

B.Cundiff		(38)	(42)				
		1	2	3	4	OT	Total
VISITOR:	Cleveland Browns	0	10	3	16	0	29
HOME:	Tennessee Titans	7	21	0	0	0	28

### Scoring Plays

Team	Qtr	Time	Play Description (Extra Point) (Drive Info)	Visitor	Home
Titans	1	4:46	K.Wright 11 yd. pass from J.Locker (R.Succop kick) (7-58, 3:51)	0	7
Titans	2	14:41	J.Locker 11 yd. run (R.Succop kick) (7-80, 3:19)	0	14
Browns	2	10:05	B.Cundiff 38 yd. Field Goal (12-66, 4:36)	3	14
Titans	2	3:43	K.Wright 11 yd. pass from C.Whitehurst (R.Succop kick) (13-80, 6:22)	3	21
Titans	2	2:44	J.Hunter 75 yd. pass from C.Whitehurst (R.Succop kick) (1-75, 0:11)	3	28
Browns	2	0:12	J.Dray 1 yd. pass from B.Hoyer (B.Cundiff kick) (9-90, 2:32)	10	28
Browns	3	12:55	B.Cundiff 42 yd. Field Goal (5-56, 2:05)	13	28
Browns	4	11:02	Punt blocked by T.Carder out of bounds in end zone for a Safety	15	28
Browns	4	6:49	T.Benjamin 17 yd. pass from B.Hoyer (B.Cundiff kick) (10-67, 4:13)	22	28

# Week 5

## National Football League Game Summary

NFL Copyright © 2014 by The National Football League. All rights reserved. This summary and play-by-play is for the express purpose of assisting media in their coverage of the game; any other use of this material is prohibited without the written permission of the National Football League. Updated: 10/10/2014

Browns	4	1:09	T.Benjamin 6 yd. pass from B.Hoyer (B.Cundiff kick) (4-42, 1:54)	29	28
Paid Attendance: 69,143				Time: 3:23	

## Final Team Statistics

	Visitor Browns	Home Titans
TOTAL FIRST DOWNS	27	22
By Rushing	10	8
By Passing	16	11
By Penalty	1	3
THIRD DOWN EFFICIENCY	4-12-33%	8-14-57%
FOURTH DOWN EFFICIENCY	0-2-0%	0-1-0%
TOTAL NET YARDS	460	410
Total Offensive Plays (inc. times thrown passing)	74	65
Average gain per offensive play	6.2	6.3
NET YARDS RUSHING	176	149
Total Rushing Plays	36	30
Average gain per rushing play	4.9	5.0
Tackles for a loss-number and yards	2-4	1-1
NET YARDS PASSING	284	261
Times thrown - yards lost attempting to pass	1-7	3-12
Gross yards passing	291	273
PASS ATTEMPTS-COMPLETIONS-HAD INTERCEPTED	37-21-1	32-21-0
Avg gain per pass play (inc.# thrown passing)	7.5	7.5
KICKOFFS Number-In End Zone-Touchbacks	6-6-4	6-3-2
PUNTS Number and Average	3-49.0	5-37.6
Had Blocked	0	1
FGs - PATs Had Blocked	0-0	0-0
Net Punting Average	43.7	34.8
TOTAL RETURN YARDAGE (Not Including Kickoffs)	14	16
No. and Yards Punt Returns	4-14	3-16
No. and Yards Kickoff Returns	4-79	2-31
No. and Yards Interception Returns	0-0	1-0
PENALTIES Number and Yards	7-74	7-68
FUMBLES Number and Lost	0-0	0-0
TOUCHDOWNS	3	4
Rushing	0	1
Passing	3	3
EXTRA POINTS Made-Attempts	3-3	4-4
Kicking Made-Attempts	3-3	4-4
FIELD GOALS Made-Attempts	2-2	0-0
RED ZONE EFFICIENCY	3-4-75%	3-3-100%
GOAL TO GO EFFICIENCY	1-1-100%	0-0-0%
SAFETIES	1	0
FINAL SCORE	29	28
TIME OF POSSESSION	29:17	30:43

10/5/2014 at LP Field

## Cleveland Browns

KICKOFF RETURNS	NO	YDS	AVG	FC	LG	TD
M.Moore	2	45	22.5	0	27	0
T.Benjamin	1	20	20.0	0	20	0
J.Poyer	1	14	14.0	0	14	0
[TOUCHBACK]	2	0	0.0	0	0	0
Total	4	79	19.8	0	27	0

KICKOFF RETURNS	NO	YDS	AVG	FC	LG	TD
L.Washington	2	31	15.5	0	20	0
[TOUCHBACK]	4	0	0.0	0	0	0
Total	2	31	15.5	0	20	0

[illegible]



Play By Play

First Quarter

10/5/2014

TEN wins toss, elects to Receive, and CLV elects to defend the South goal.

B.Cundiff kicks 71 yards from CLV 35 to TEN -6. L.Washington to TEN 14 for 20 yards (C.Kirksey).

Tennessee Titans at 15:00, (1st play from scrimmage 14:55)

1-10-TEN 14	(14:55) J.Locker pass short right to D.Walker to TEN 35 for 21 yards (T.Gipson; D.Whitner).	P1
<u>1-10-TEN 35</u>	(14:28) (Shotgun) B.Sankey up the middle to TEN 36 for 1 yard (K.Williams).	
2-9-TEN 36	(13:51) S.Greene right tackle to TEN 39 for 3 yards (D.Whitner).	
	PENALTY on TEN-D.Walker, Offensive Holding, 10 yards, enforced at TEN 38.	
2-17-TEN 28	(13:31) (Shotgun) B.Sankey left tackle to TEN 28 for no gain (P.Kruger).	
3-17-TEN 28	(12:54) (Shotgun) PENALTY on TEN-C.Warmack, False Start, 5 yards, enforced at TEN 28 - No Play.	
3-22-TEN 23	(12:40) (Shotgun) J.Locker pass deep right to N.Washington to TEN 40 for 17 yards (B.Skrine).	
4-5-TEN 40	(12:02) (Punt formation) B.Kern punts 54 yards to CLV 6, Center-B.Brinkley. J.Poyer ran ob at CLV 7 for 1 yard.	

Cleveland Browns at 11:53

1-10-CLV 7	(11:53) (Shotgun) B.Hoyer pass short left to B.Tate to CLV 5 for -2 yards (K.Wimbley).	
2-12-CLV 5	(11:17) B.Tate left guard pushed ob at CLV 20 for 15 yards (B.Pollard).	R1
<u>1-10-CLV 20</u>	(10:44) B.Tate left guard to CLV 26 for 6 yards (D.Morgan).	
2-4-CLV 26	(10:09) I.Crowell right tackle to CLV 26 for no gain (R.Pitoitua).	
3-4-CLV 26	(9:27) (Shotgun) B.Hoyer sacked at CLV 19 for -7 yards (M.Griffin).	
4-11-CLV 19	(8:49) (Punt formation) S.Lanning punts 44 yards to TEN 37, Center-C.Yount. D.McCluster to TEN 42 for 5 yards (J.Poyer).	

Tennessee Titans at 8:37

1-10-TEN 42	(8:37) (Shotgun) J.Locker pass short right to D.McCluster to TEN 40 for -2 yards (P.Taylor).	
2-12-TEN 40	(7:58) J.Locker scrambles right tackle to CLV 48 for 12 yards (B.Winn). TEN-T.Lewan was injured during the play. His return is Questionable.	R2
<u>1-10-CLV 48</u>	(7:34) (Shotgun) J.Locker pass short left to K.Wright to CLV 47 for 1 yard (A.Bryant).	
2-9-CLV 47	(6:56) S.Greene right guard to CLV 47 for no gain (B.Winn).	
3-9-CLV 47	(6:13) (Shotgun) J.Locker pass incomplete deep right to J.Hunter.	
	PENALTY on CLV-J.Haden, Defensive Pass Interference, 29 yards, enforced at CLV 47 - No Play.	X3
<u>1-10-CLV 18</u>	(6:04) (Shotgun) J.Locker pass short left to N.Washington pushed ob at CLV 11 for 7 yards (B.Skrine).	
2-3-CLV 11	(5:29) S.Greene left end to CLV 11 for no gain (J.Haden).	
3-3-CLV 11	(4:52) (Shotgun) J.Locker pass short right to K.Wright for 11 yards, TOUCHDOWN.	P4
	R.Succop extra point is GOOD, Center-B.Brinkley, Holder-B.Kern.	

CLV 0 TEN 7, 7 plays, 58 yards, 1 penalty, 3:51 drive, 10:14 elapsed

R.Succop kicks 63 yards from TEN 35 to CLV 2. M.Moore to CLV 29 for 27 yards (A.Williamson).

Cleveland Browns at 4:46, (1st play from scrimmage 4:38)

1-10-CLV 29	(4:38) B.Tate left guard to CLV 34 for 5 yards (D.Morgan).	
2-5-CLV 34	(4:05) B.Hoyer pass incomplete deep middle to T.Gabriel (J.McCourty) [J.Casey].	
3-5-CLV 34	(3:57) (Shotgun) B.Hoyer pass short middle to T.Benjamin to CLV 38 for 4 yards (C.Sensabaugh).	
4-1-CLV 38	(3:12) (Punt formation) S.Lanning punts 48 yards to TEN 14, Center-C.Yount. D.McCluster to TEN 20 for 6 yards (C.Yount).	

Tennessee Titans at 3:00

1-10-TEN 20	(3:00) K.Wright left end to CLV 42 for 38 yards (K.Dansby).	R5
<u>1-10-CLV 42</u>	(2:19) D.McCluster right guard to CLV 34 for 8 yards (B.Mingo).	
2-2-CLV 34	(1:39) S.Greene left guard to CLV 30 for 4 yards (B.Winn).	R6
<u>1-10-CLV 30</u>	(1:04) (Shotgun) B.Sankey left tackle to CLV 19 for 11 yards (T.Gipson).	R7
<u>1-10-CLV 19</u>	(:25) S.Greene up the middle to CLV 16 for 3 yards (B.Winn; K.Dansby).	

END OF QUARTER

	Score	Time Poss	First Downs				Efficiencies	
			R	P	X	T	3 Down	4 Down
Cleveland Browns	0	5:02	1	0	0	1	0/2	0/0
Tennessee Titans	7	9:58	4	2	1	7	1/2	0/0

## Play By Play

## Second Quarter

10/5/2014

Tennessee Titans continued.

2-7-CLV 16 (15:00) (Shotgun) J.Locker pass incomplete deep right to D.McCluster.

3-7-CLV 16 (14:54) (Shotgun) J.Locker pass incomplete short right to D.Walker (K.Dansby).

PENALTY on CLV-P.Kruger, Defensive Offside, 5 yards, enforced at CLV 16 - No Play.

3-2-CLV 11 (14:49) (Shotgun) J.Locker scrambles left guard for 11 yards, TOUCHDOWN.

R8

Penalty on CLV-C.Kirksey, Unnecessary Roughness, offsetting.

Penalty on TEN-M.Oher, Unnecessary Roughness, offsetting.

R.Succop extra point is GOOD, Center-B.Brinkley, Holder-B.Kern.

PENALTY on TEN-T.Lewan, Unnecessary Roughness, 15 yards, enforced between downs.

CLV 0 TEN 14, 7 plays, 80 yards, 1 penalty, 3:19 drive, 0:19 elapsed

R.Succop kicks 74 yards from TEN 20 to CLV 6. M.Moore to CLV 31 for 25 yards (C.Sensabaugh; A.Ayers).

PENALTY on CLV-J.Bademosi, Offensive Holding, 10 yards, enforced at CLV 24.

Cleveland Browns at 14:41, (1st play from scrimmage 14:32)

1-10-CLV 14 (14:32) T.West right guard to CLV 12 for -2 yards (A.Woods).

2-12-CLV 12 (13:50) (Shotgun) B.Hoyer pass deep middle to J.Cameron to CLV 31 for 19 yards (M.Griffin).

P2

1-10-CLV 31 (13:16) T.West left tackle to CLV 40 for 9 yards (C.Sensabaugh; B.Pollard).

2-1-CLV 40 (12:55) (No Huddle) T.West up the middle to CLV 46 for 6 yards (K.Klug).

R3

1-10-CLV 46 (12:32) (No Huddle) B.Tate left tackle to 50 for 4 yards (M.Griffin; D.Morgan).

2-6-50 (12:11) (No Huddle) B.Hoyer pass incomplete short middle to J.Dray (D.Morgan).

3-6-50 (12:04) (Shotgun) B.Hoyer pass short right to A.Hawkins ran ob at TEN 40 for 10 yards.

P4

1-10-TEN 40 (11:36) B.Tate up the middle to TEN 27 for 13 yards (J.McCourty).

R5

1-10-TEN 27 (11:14) (No Huddle) B.Tate up the middle to TEN 21 for 6 yards (S.Phillips).

2-4-TEN 21 (10:54) (No Huddle) B.Hoyer pass incomplete short right to R.Agnew (S.Phillips).

Timeout #1 by CLV at 10:49.

3-4-TEN 21 (10:49) (Shotgun) B.Hoyer pass short left to J.Cameron to TEN 20 for 1 yard (G.Wilson).

4-3-TEN 20 (10:10) (Field Goal formation) B.Cundiff 38 yard field goal is GOOD, Center-C.Yount, Holder-S.Lanning.

CLV 3 TEN 14, 12 plays, 66 yards, 4:36 drive, 4:55 elapsed

B.Cundiff kicks 65 yards from CLV 35 to end zone, Touchback.

Tennessee Titans at 10:05

1-10-TEN 20 (10:05) (Shotgun) J.Locker pass short left to J.Hunter pushed ob at TEN 32 for 12 yards (B.Skrine).

P9

1-10-TEN 32 (9:35) J.Locker scrambles left tackle to TEN 36 for 4 yards (A.Rubin).

PENALTY on CLV-B.Skrine, Defensive Holding, 5 yards, enforced at TEN 36.

X10

1-10-TEN 41 (9:11) J.Locker sacked at TEN 40 for -1 yards (J.Sheard).

2-11-TEN 40 (8:28) S.Greene right tackle to TEN 47 for 7 yards (A.Rubin; K.Dansby).

3-4-TEN 47 (7:45) (Shotgun) J.Locker scrambles up the middle to CLV 46 for 7 yards (D.Whitner).

R11

Timeout #1 by TEN at 07:03.

1-10-CLV 46 (7:03) S.Greene up the middle to CLV 36 for 10 yards (K.Dansby; B.Mingo).

R12

1-10-CLV 36 (6:24) J.Locker pass incomplete short left to S.Greene (J.Sheard).

2-10-CLV 36 (6:17) (Shotgun) J.Locker pass incomplete short right to J.Hunter.

3-10-CLV 36 (6:11) (Shotgun) J.Locker pass short left to J.Hunter to CLV 24 for 12 yards (A.Bryant; C.Kirksey).

P13

1-10-CLV 24 (5:25) S.Greene right guard to CLV 23 for 1 yard (J.Sheard).

2-9-CLV 23 (4:47) (Shotgun) D.McCluster right end to CLV 21 for 2 yards (K.Dansby).

3-7-CLV 21 (4:04) (Shotgun) J.Locker pass incomplete short left to D.Walker [B.Skrine]. TEN-J.Locker was injured during the play. His return is Questionable.

PENALTY on CLV-B.Skrine, Roughing the Passer, 10 yards, enforced at CLV 21 - No Play.

X14

Penalty on CLV-J.Haden, Defensive Holding, declined.

Timeout #2 by TEN at 03:59.

1-10-CLV 11 (3:59) C.Whitehurst pass incomplete short right to S.Greene.

2-10-CLV 11 (3:49) (Shotgun) C.Whitehurst pass short right to K.Wright for 11 yards, TOUCHDOWN.

P15

R.Succop extra point is GOOD, Center-B.Brinkley, Holder-B.Kern.

CLV 3 TEN 21, 13 plays, 80 yards, 2 penalties, 6:22 drive, 11:17 elapsed

R.Succop kicks 65 yards from TEN 35 to end zone, Touchback.

Cleveland Browns vs Tennessee Titans at LP Field

Cleveland Browns at 3:43

- 1-10-CLV 20 (3:43) B.Tate right end pushed ob at CLV 25 for 5 yards (J.McCourty).
- 2-5-CLV 25 (3:17) B.Hoyer pass incomplete deep left to A.Hawkins.
- 3-5-CLV 25 (3:11) (Shotgun) B.Hoyer pass incomplete short left to J.Cameron (A.Williamson).
- 4-5-CLV 25 (3:06) (Punt formation) S.Lanning punts 55 yards to TEN 20, Center-C.Yount. D.McCluster to TEN 25 for 5 yards (J.Bademosi).

Tennessee Titans at 2:55

- 1-10-TEN 25 (2:55) C.Whitehurst pass deep right to J.Hunter for 75 yards, TOUCHDOWN. P16
- R.Succop extra point is GOOD, Center-B.Brinkley, Holder-B.Kern.

CLV 3 TEN 28, 1 plays, 75 yards, 0:11 drive, 12:16 elapsed
--

R.Succop kicks 65 yards from TEN 35 to CLV 0. T.Benjamin pushed ob at CLV 24 for 24 yards (A.Ayers).

PENALTY on CLV-J.Bademosi, Offensive Holding, 10 yards, enforced at CLV 20.

Cleveland Browns at 2:44, (1st play from scrimmage 2:38)

- 1-10-CLV 10 (2:38) B.Hoyer pass deep right to T.Benjamin ran ob at CLV 31 for 21 yards [K.Wimbley]. P6
- 1-10-CLV 31 (2:26) (No Huddle) I.Crowell right end to CLV 32 for 1 yard (D.Morgan).
- 2-9-CLV 32 (2:03) (No Huddle) B.Hoyer pass short left to R.Agnew pushed ob at CLV 44 for 12 yards (M.Griffin). P7

Two-Minute Warning

- 1-10-CLV 44 (1:56) (Shotgun) B.Hoyer pass deep left to M.Austin to TEN 25 for 31 yards (B.Harris; B.Pollard). P8
- Penalty on TEN-B.Harris, Defensive Pass Interference, declined.
- 1-10-TEN 25 (1:48) B.Tate left tackle to TEN 19 for 6 yards (C.Sensabaugh).
- 2-4-TEN 19 (1:25) (No Huddle, Shotgun) B.Tate up the middle to TEN 14 for 5 yards (S.Hill). R9
- 1-10-TEN 14 (1:01) (No Huddle, Shotgun) B.Tate up the middle to TEN 1 for 13 yards (A.Williamson). R10
- 1-1-TEN 1 (:23) B.Tate left tackle to TEN 1 for no gain (M.Griffin; R.Pitoitua).
- Timeout #2 by CLV at 00:16.
- 2-1-TEN 1 (:16) B.Hoyer pass short left to J.Dray for 1 yard, TOUCHDOWN. P11
- B.Cundiff extra point is GOOD, Center-C.Yount, Holder-S.Lanning.

CLV 10 TEN 28, 9 plays, 90 yards, 2:32 drive, 14:48 elapsed
---

B.Cundiff kicks 65 yards from CLV 35 to end zone, Touchback.

Tennessee Titans at 0:12

- 1-10-TEN 20 (:12) C.Whitehurst kneels to TEN 19 for -1 yards.

END OF QUARTER

	Score	Time Poss	First Downs				Efficiencies	
			R	P	X	T	3 Down	4 Down
Cleveland Browns	10	7:56	4	6	0	10	1/3	0/0
Tennessee Titans	28	7:04	3	4	2	9	3/3	0/0

## First Half Summary

## PERIOD SCORES

Browns	0 10 = 10
Titans	7 21 = 28

## TIME OF POSSESSION

Browns	12:58
Titans	17:02

## Scoring Plays

Team	Qtr	Time	Play Description (Extra Point) (Drive Info)	Visitor	Home
Titans	1	4:46	K.Wright 11 yd. pass from J.Locker (R.Succop kick) (7-58, 3:51)	0	7
Titans	2	14:41	J.Locker 11 yd. run (R.Succop kick) (7-80, 3:19)	0	14
Browns	2	10:05	B.Cundiff 38 yd. Field Goal (12-66, 4:36)	3	14
Titans	2	3:43	K.Wright 11 yd. pass from C.Whitehurst (R.Succop kick) (13-80, 6:22)	3	21
Titans	2	2:44	J.Hunter 75 yd. pass from C.Whitehurst (R.Succop kick) (1-75, 0:11)	3	28
Browns	2	0:12	J.Dray 1 yd. pass from B.Hoyer (B.Cundiff kick) (9-90, 2:32)	10	28

	Cleveland Browns	Tennessee Titans
TOTAL FIRST DOWNS	11	16
First Downs Rushing-Passing-by Penalty	5 - 6 - 0	7 - 6 - 3
THIRD DOWN EFFICIENCY	1-5-20%	4-5-80%
TOTAL NET YARDS	182	284
Total Offensive Plays	31	34
NET YARDS RUSHING	92	120
NET YARDS PASSING	90	164
Gross Yards Passing	97	165
Times thrown-yards lost attempting to pass	1-7	1-1
Pass Attempts-Completions-Had Intercepted	14 - 9 - 0	14 - 10 - 0
Punts-Number and Average	3 - 49	1 - 54
Penalties-Number and Yards	6 - 69	3 - 30
Fumbles-Number and Lost	0 - 0	0 - 0
Red Zone Efficiency	1-1-100%	3-3-100%
Average Drive Start	CLV 16	TEN 24

Cleveland Browns										Tennessee Titans															
RUSHING					ATT	YDS	AVG	LG	TD	RUSHING					ATT	YDS	AVG	LG	TD						
B.Tate					11	78	7.1	15	0	K.Wright					1	38	38.0	38	0						
T.West					3	13	4.3	9	0	J.Locker					4	34	8.5	12	1						
I.Crowell					2	1	0.5	1	0	S.Greene					8	27	3.4	10	0						
										B.Sankey					3	12	4.0	11	0						
										D.McCluster					2	10	5.0	8	0						
										C.Whitehurst					1	-1	-1.0	-1	0						
Total					16	92	5.8	15	0	Total					19	120	6.3	38	1						
PASSING					ATT	CMP	YDS	SK/YD	TD	LG	IN	RT	PASSING					ATT	CMP	YDS	SK/YD	TD	LG	IN	RT
B.Hoyer					14	9	97	1/7	1	31	0	108.3	J.Locker					11	8	79	1/1	1	21	0	122.9
													C.Whitehurst					3	2	86	0/0	2	75	0	149.3
Total					14	9	97	1/7	1	31	0	108.3	Total					14	10	165	1/1	3	75	0	150.3
PASS RECEIVING					TAR	REC	YDS	AVG	LG	TD	PASS RECEIVING					TAR	REC	YDS	AVG	LG	TD				
T.Benjamin					2	2	25	12.5	21	0	J.Hunter					4	3	99	33.0	75	1				
J.Cameron					3	2	20	10.0	19	0	K.Wright					3	3	23	7.7	11	2				
M.Austin					1	1	31	31.0	31	0	N.Washington					2	2	24	12.0	17	0				
R.Agnew					2	1	12	12.0	12	0	D.Walker					1	1	21	21.0	21	0				
A.Hawkins					2	1	10	10.0	10	0	D.McCluster					2	1	-2	-2.0	-2	0				
J.Dray					2	1	1	1.0	1	1	S.Greene					2	0	0	0.0	0	0				
B.Tate					1	1	-2	-2.0	-2	0															
T.Gabriel					1	0	0	0.0	0	0															
Total					14	9	97	10.8	31	1	Total					14	10	165	16.5	75	3				

Cleveland Browns

Regular Defensive Plays

Special Teams

Misc

First Half Summary

	TKL	AST	COMB	SK	/ YDS	TFL	Q	IN	PD	FF	FR	TKL	AST	FF	FR	BL	TKL	AST	FF	FR
K.Dansby	2	3	5	0	0	0	0	0	0	0	0	0	0	0	0	0	0	0	0	0
B.Winn	3	1	4	0	0	0	0	0	0	0	0	0	0	0	0	0	0	0	0	0
B.Skrine	3	0	3	0	0	0	0	0	0	0	0	0	0	0	0	0	0	0	0	0
D.Whitner	2	1	3	0	0	0	0	0	0	0	0	0	0	0	0	0	0	0	0	0
Total	10	5	15	0	0	0	0	0	0	0	0	0	0	0	0	0	0	0	0	0

Tennessee Titans	Regular Defensive Plays											Special Teams					Misc			
	TKL	AST	COMB	SK	/ YDS	TFL	QH	IN	PD	FF	FR	TKL	AST	FF	FR	BL	TKL	AST	FF	FR
M.Griffin	3	2	5	1	7	1	1	0	0	0	0	0	0	0	0	0	0	0	0	0
D.Morgan	3	1	4	0	0	0	0	0	1	0	0	0	0	0	0	0	0	0	0	0
C.Sensabaugh	2	1	3	0	0	0	0	0	0	0	0	0	1	0	0	0	0	0	0	0
B.Pollard	1	2	3	0	0	0	0	0	0	0	0	0	0	0	0	0	0	0	0	0
Total	9	6	15	1	7	1	1	0	1	0	0	0	1	0	0	0	0	0	0	0

## Play By Play

## Third Quarter

10/5/2014

CLV elects to Receive, and TEN elects to defend the South goal.

R.Succop kicks 65 yards from TEN 35 to end zone, Touchback.

Cleveland Browns at 15:00

1-10-CLV 20	(15:00) B.Hoyer pass deep right to T.Gabriel to TEN 31 for 49 yards (J.McCourty).	P12
<u>1-10-TEN 31</u>	(14:22) T.West left end to TEN 22 for 9 yards (M.Griffin).	
2-1-TEN 22	(13:52) T.West right tackle to TEN 24 for -2 yards (R.Pitoitua).	
3-3-TEN 24	(13:05) (Shotgun) B.Hoyer pass incomplete short left to A.Hawkins.	
4-3-TEN 24	(13:00) (Field Goal formation) B.Cundiff 42 yard field goal is GOOD, Center-C.Yount, Holder-S.Lanning.	

CLV 13 TEN 28, 5 plays, 56 yards, 2:05 drive, 2:05 elapsed

B.Cundiff kicks 65 yards from CLV 35 to TEN 0. L.Washington to TEN 11 for 11 yards (T.Carder).

Tennessee Titans at 12:55, (1st play from scrimmage 12:51)

1-10-TEN 11	(12:51) (Shotgun) C.Whitehurst pass incomplete deep left to N.Washington.	
2-10-TEN 11	(12:43) (Shotgun) B.Sankey right end to TEN 13 for 2 yards (J.Haden; A.Bryant).	
3-8-TEN 13	(11:56) (Shotgun) C.Whitehurst pass short left to N.Washington pushed ob at TEN 33 for 20 yards (T.Gipson).	P17
<u>1-10-TEN 33</u>	(11:32) (No Huddle, Shotgun) B.Sankey right guard to TEN 42 for 9 yards (T.Gipson).	
2-1-TEN 42	(11:07) (No Huddle, Shotgun) B.Sankey left tackle to TEN 45 for 3 yards (C.Kirksey).	R18
<u>1-10-TEN 45</u>	(10:35) (No Huddle, Shotgun) B.Sankey up the middle to TEN 47 for 2 yards (A.Rubin).	
	PENALTY on TEN-A.Levitre, Unnecessary Roughness, 15 yards, enforced at TEN 47.	
2-23-TEN 32	(9:54) C.Whitehurst pass short middle to C.Coffman to TEN 41 for 9 yards (K.Dansby; C.Robertson).	
3-14-TEN 41	(9:12) (Shotgun) C.Whitehurst pass short right to C.Coffman to 50 for 9 yards (K.Williams).	
4-5-50	(8:32) (Punt formation) B.Kern punts 37 yards to CLV 13, Center-B.Brinkley. J.Poyer pushed ob at CLV 21 for 8 yards (Q.Groves).	
	Penalty on CLV-C.Robertson, Illegal Blindside Block, offsetting, enforced at CLV 20.	
	Penalty on TEN-B.Brinkley, Unnecessary Roughness, offsetting.	

Cleveland Browns at 8:21

1-10-CLV 20	(8:21) B.Hoyer pass incomplete deep right to M.Austin.	
2-10-CLV 20	(8:14) B.Hoyer pass incomplete deep middle to J.Cameron (B.Pollard).	
3-10-CLV 20	(8:08) (Shotgun) B.Hoyer pass deep middle to T.Gabriel to CLV 39 for 19 yards (B.Harris).	P13
<u>1-10-CLV 39</u>	(7:35) (No Huddle) B.Tate left tackle to CLV 45 for 6 yards (M.Griffin).	
2-4-CLV 45	(7:01) I.Crowell left guard to TEN 44 for 11 yards (J.McCourty; W.Woodyard).	R14
<u>1-10-TEN 44</u>	(6:31) I.Crowell right guard to TEN 43 for 1 yard (A.Williamson; S.Phillips).	
2-9-TEN 43	(5:55) B.Hoyer pass short middle to J.Dray to TEN 29 for 14 yards (A.Williamson).	P15
<u>1-10-TEN 29</u>	(5:21) I.Crowell left tackle to TEN 24 for 5 yards (M.Griffin).	
2-5-TEN 24	(4:57) (No Huddle) B.Tate left guard to TEN 22 for 2 yards (M.Griffin).	
3-3-TEN 22	(4:18) (Shotgun) B.Hoyer pass incomplete short middle to J.Cameron (A.Williamson).	
4-3-TEN 22	(4:14) (Shotgun) B.Hoyer pass incomplete short right to A.Hawkins (C.Sensabaugh).	

Tennessee Titans at 4:10

1-10-TEN 22	(4:10) S.Greene left tackle to TEN 30 for 8 yards (C.Robertson; B.Mingo).	
2-2-TEN 30	(3:31) D.McCluster right end to TEN 30 for no gain (A.Bryant; D.Bryant).	
3-2-TEN 30	(2:47) PENALTY on TEN-A.Levitre, False Start, 5 yards, enforced at TEN 30 - No Play.	
3-7-TEN 25	(2:27) (Shotgun) C.Whitehurst pass short left to K.Wright to TEN 26 for 1 yard (A.Bryant).	
4-6-TEN 26	(1:48) (Punt formation) B.Kern punts 39 yards to CLV 35, Center-B.Brinkley. T.Benjamin MUFFS catch, RECOVERED by TEN-M.Huff at CLV 36. M.Huff to CLV 35 for 1 yard (T.Benjamin).	
	PENALTY on TEN-M.Huff, Unsportsmanlike Conduct, 13 yards, enforced at TEN 26 - No Play.	
4-19-TEN 13	(1:36) (Punt formation) B.Kern punts 46 yards to CLV 41, Center-B.Brinkley. J.Poyer to CLV 41 for no gain (M.Huff; A.Ayers).	

Cleveland Browns at 1:25

1-10-CLV 41	(1:25) B.Tate right end pushed ob at CLV 42 for 1 yard (Z.Gooden).	
2-9-CLV 42	(:57) B.Hoyer pass short left to A.Hawkins to TEN 49 for 9 yards (C.Sensabaugh).	P16
<u>1-10-TEN 49</u>	(:33) B.Tate left tackle to TEN 38 for 11 yards (C.Sensabaugh).	R17
<u>1-10-TEN 38</u>	(:10) (No Huddle) B.Tate right end to TEN 35 for 3 yards (M.Griffin).	



Cleveland Browns vs Tennessee Titans at LP Field								
END OF QUARTER	Score	Time Poss	First Downs				Efficiencies	
			R	P	X	T	3 Down	4 Down
Cleveland Browns	13	7:41	2	4	0	6	1/3	0/1
Tennessee Titans	28	7:19	1	1	0	2	1/3	0/0

## Play By Play

## Fourth Quarter

10/5/2014

Cleveland Browns continued.

2-7-TEN 35	(15:00) (Shotgun) B.Hoyer pass short right to J.Cameron pushed ob at TEN 22 for 13 yards (J.McCourty).	P18
<u>1-10-TEN 22</u>	(14:29) T.West right tackle to TEN 14 for 8 yards (Z.Gooden).	
2-2-TEN 14	(13:57) T.West left tackle to TEN 11 for 3 yards (W.Woodyard).	R19
<u>1-10-TEN 11</u>	(13:31) (No Huddle) B.Tate left tackle to TEN 4 for 7 yards (A.Woods). TEN-C.Sensabaugh was injured during the play.	
2-3-TEN 4	(13:06) B.Hoyer pass incomplete short right to A.Hawkins.	
3-3-TEN 4	(13:02) (Shotgun) B.Hoyer pass incomplete short right to T.Gabriel.	
	Timeout #1 by CLV at 12:54.	
4-3-TEN 4	(12:54) (Shotgun) B.Hoyer pass incomplete short middle to J.Cameron (S.Hill).	

Tennessee Titans at 12:48

1-10-TEN 4	(12:48) S.Greene left guard to TEN 4 for no gain (K.Dansby).	
2-10-TEN 4	(12:07) S.Greene right guard to TEN 5 for 1 yard (P.Kruger).	
3-9-TEN 5	(11:27) (Shotgun) C.Whitehurst pass short left to K.Wright pushed ob at TEN 12 for 7 yards (K.Williams).	
4-2-TEN 12	(11:08) (Punt formation) B.Kern punt is BLOCKED by T.Carder, Center-B.Brinkley, ball out of bounds in End Zone, SAFETY.	

CLV 15 TEN 28, Safety, 3:58 elapsed

B.Kern kicks 61 yards from TEN 20 to CLV 19. J.Poyer to CLV 33 for 14 yards (A.Williamson).

Cleveland Browns at 11:02, (1st play from scrimmage 10:56)

1-10-CLV 33	(10:56) (Shotgun) PENALTY on CLV-J.Bitonio, False Start, 5 yards, enforced at CLV 33 - No Play.	
1-15-CLV 28	(10:56) (Shotgun) B.Hoyer pass deep left to T.Gabriel pushed ob at CLV 49 for 21 yards (B.Pollard).	P20
<u>1-10-CLV 49</u>	(10:30) I.Crowell right end to 50 for 1 yard (R.Pitoitua; M.Griffin).	
2-9-50	(10:03) B.Hoyer pass incomplete short left to A.Hawkins (B.Harris).	
	Penalty on TEN-B.Harris, Defensive Pass Interference, offsetting, enforced at 50 - No Play.	
	Penalty on CLV-J.Cameron, Offensive Holding, offsetting.	
2-9-50	(9:57) (Shotgun) B.Hoyer pass short left intended for M.Austin INTERCEPTED by J.McCourty at TEN 40. J.McCourty to CLV 1 for 59 yards (I.Crowell).	
	Penalty on TEN-B.Harris, Illegal Contact, offsetting, enforced at 50 - No Play.	
	Penalty on CLV-J.Thomas, Unnecessary Roughness, offsetting.	
	Penalty on TEN-D.Morgan, Disqualification, offsetting.	
2-9-50	(9:40) (No Huddle) B.Tate right end to TEN 42 for 8 yards (J.McCourty).	
3-1-TEN 42	(9:04) B.Hoyer up the middle to TEN 40 for 2 yards (A.Woods).	R21
<u>1-10-TEN 40</u>	(8:39) (No Huddle) B.Tate left guard to TEN 38 for 2 yards (M.Griffin; S.Phillips).	
2-8-TEN 38	(7:58) (No Huddle) B.Hoyer pass short right to A.Hawkins to TEN 31 for 7 yards (B.Harris).	
3-1-TEN 31	(7:58) (No Huddle) B.Tate up the middle to TEN 29 for 2 yards (A.Williamson).	R22
<u>1-10-TEN 29</u>	(7:29) (No Huddle) B.Tate right tackle to TEN 27 for 2 yards (A.Woods).	
2-8-TEN 27	(7:07) (No Huddle) B.Hoyer pass short left to J.Dray pushed ob at TEN 17 for 10 yards (M.Griffin).	P23
<u>1-10-TEN 17</u>	(6:57) (No Huddle) B.Hoyer pass deep middle to T.Benjamin for 17 yards, TOUCHDOWN.	P24
	B.Cundiff extra point is GOOD, Center-C.Yount, Holder-S.Lanning.	

CLV 22 TEN 28, 10 plays, 67 yards, 4:13 drive, 8:11 elapsed

B.Cundiff kicks 65 yards from CLV 35 to end zone, Touchback.

Tennessee Titans at 6:49

1-10-TEN 20	(6:49) (Shotgun) C.Whitehurst pass incomplete short right to K.Wright.	
	Timeout #1 by TEN at 06:43.	
2-10-TEN 20	(6:43) (Shotgun) C.Whitehurst sacked at TEN 15 for -5 yards (A.Bryant).	
3-15-TEN 15	(6:00) (Shotgun) C.Whitehurst pass short left to L.Washington to TEN 22 for 7 yards (C.Kirksey).	
4-8-TEN 22	(5:25) (Punt formation) B.Kern punts 51 yards to CLV 27, Center-B.Brinkley. J.Poyer to CLV 33 for 6 yards (Q.Groves).	

Cleveland Browns at 5:14

1-10-CLV 33	(5:14) B.Hoyer pass incomplete short right to A.Hawkins (S.Hill).	
2-10-CLV 33	(5:10) (Shotgun) B.Hoyer pass incomplete short right to B.Tate.	
3-10-CLV 33	(5:05) (Shotgun) B.Hoyer pass deep right intended for A.Hawkins INTERCEPTED by M.Griffin [J.Casey] at TEN 22. M.Griffin to TEN 22 for no gain (A.Hawkins).	

Tennessee Titans at 4:55

1-10-TEN 22	(4:55) (Shotgun) C.Whitehurst pass incomplete short left to B.Sankey.	
2-10-TEN 22	(4:50) (Shotgun) C.Whitehurst pass incomplete short right to N.Washington (K.Williams).	

Cleveland Browns vs Tennessee Titans at LP Field

3-10-TEN 22	(4:43) (Shotgun) C.Whitehurst pass short right to D.Walker to TEN 33 for 11 yards (B.Skrine; C.Kirksey).	P19
<u>1-10-TEN 33</u>	(4:02) B.Sankey left tackle to TEN 32 for -1 yards (K.Dansby).	
2-11-TEN 32	(3:18) K.Wright left end to TEN 37 for 5 yards (C.Kirksey).	
	Timeout #2 by CLV at 03:12.	
3-6-TEN 37	(3:12) (Shotgun) C.Whitehurst pass short right to D.Walker pushed ob at TEN 43 for 6 yards (K.Williams). Cleveland challenged the first down ruling, and the play was REVERSED.	
	(Shotgun) C.Whitehurst pass short right to D.Walker pushed ob at TEN 42 for 5 yards (K.Williams).	
4-1-TEN 42	(3:09) C.Whitehurst up the middle to TEN 42 for no gain (D.Whitner; J.Sheard).	
	Tennessee challenged the first down ruling, and the play was Upheld. The ruling on the field stands. (Timeout #2 at 03:03.)	
Cleveland Browns at 3:03		
1-10-TEN 42	(3:03) B.Tate up the middle to TEN 40 for 2 yards (A.Williamson).	
2-8-TEN 40	(2:24) (Shotgun) B.Hoyer pass short middle to M.Austin to TEN 17 for 23 yards (M.Griffin).	P25
Two-Minute Warning		
<u>1-10-TEN 17</u>	(2:00) (Shotgun) B.Hoyer pass incomplete deep middle to T.Gabriel.	
	PENALTY on TEN-A.Williamson, Illegal Contact, 5 yards, enforced at TEN 17 - No Play.	X26
<u>1-10-TEN 12</u>	(1:55) (Shotgun) B.Hoyer pass short right to T.Gabriel to TEN 6 for 6 yards (J.McCourtly).	
2-4-TEN 6	(1:15) (Shotgun) B.Hoyer pass short left to T.Benjamin for 6 yards, TOUCHDOWN.	P27
	Penalty on TEN-S.Phillips, Defensive Holding, declined.	
	B.Cundiff extra point is GOOD, Center-C.Yount, Holder-S.Lanning.	
CLV 29 TEN 28, 4 plays, 42 yards, 1 penalty, 1:54 drive, 13:51 elapsed		
B.Cundiff kicks 65 yards from CLV 35 to end zone, Touchback.		
Tennessee Titans at 1:09		
1-10-TEN 20	(1:09) (Shotgun) C.Whitehurst pass incomplete deep right to N.Washington [P.Kruger].	
2-10-TEN 20	(:57) C.Whitehurst pass incomplete short right to J.Hunter (D.Bryant).	
3-10-TEN 20	(:53) (Shotgun) C.Whitehurst pass short right to N.Washington to TEN 33 for 13 yards (J.Haden).	P20
<u>1-10-TEN 33</u>	(:30) (No Huddle, Shotgun) C.Whitehurst pass short right to D.Walker pushed ob at TEN 43 for 10 yards (J.Haden; C.Kirksey).	P21
<u>1-10-TEN 43</u>	(:24) (No Huddle, Shotgun) C.Whitehurst sacked at TEN 37 for -6 yards (K.Williams).	
	Timeout #3 by TEN at 00:19.	
2-16-TEN 37	(:19) C.Whitehurst pass incomplete deep middle to K.Wright (T.Gipson).	
3-16-TEN 37	(:10) (Shotgun) C.Whitehurst pass deep right to K.Wright to CLV 47 for 16 yards (K.Williams).	P22
END OF QUARTER		
	Time	First Downs
	Score	Efficiencies
	Poss	R P X T 3 Down 4 Down
Cleveland Browns	29 8:38	3 6 1 10 2/4 0/1
Tennessee Titans	28 6:22	0 4 0 4 3/6 0/1

## Final Defensive Statistics

## Cleveland Browns

## Regular Defensive Plays

## Special Teams

## Misc

	TKL	AST	COMB	SK	/ YDS	TFL	Q	IN	PD	FF	FR	TKL	AST	FF	FR	BL	TKL	AST	FF	FR
K.Dansby	4	4	8	0	0	1	0	0	0	0	0	0	0	0	0	0	0	0	0	0
K.Williams	6	0	6	1	6	1	1	0	1	0	0	0	0	0	0	0	0	0	0	0
A.Bryant	3	3	6	1	5	1	1	0	0	0	0	0	0	0	0	0	0	0	0	0
C.Kirksey	3	3	6	0	0	0	0	0	0	0	0	1	0	0	0	0	0	0	0	0
T.Gipson	3	1	4	0	0	0	0	0	1	0	0	0	0	0	0	0	0	0	0	0
B.Skrine	3	1	4	0	0	0	0	0	0	0	0	0	0	0	0	0	0	0	0	0
B.Winn	3	1	4	0	0	0	0	0	0	0	0	0	0	0	0	0	0	0	0	0
D.Whitner	2	2	4	0	0	0	0	0	0	0	0	0	0	0	0	0	0	0	0	0
J.Haden	2	2	4	0	0	0	0	0	0	0	0	0	0	0	0	0	0	0	0	0
J.Sheard	2	1	3	1	1	1	1	0	1	0	0	0	0	0	0	0	0	0	0	0
A.Rubin	2	1	3	0	0	0	0	0	0	0	0	0	0	0	0	0	0	0	0	0
B.Mingo	1	2	3	0	0	0	0	0	0	0	0	0	0	0	0	0	0	0	0	0
P.Kruger	2	0	2	0	0	0	1	0	0	0	0	0	0	0	0	0	0	0	0	0
C.Robertson	0	2	2	0	0	0	0	0	0	0	0	0	0	0	0	0	0	0	0	0
P.Taylor	1	0	1	0	0	1	0	0	0	0	0	0	0	0	0	0	0	0	0	0
D.Bryant	0	1	1	0	0	0	0	0	1	0	0	0	0	0	0	0	0	0	0	0
T.Carder	0	0	0	0	0	0	0	0	0	0	0	1	0	0	0	1	0	0	0	0
J.Poyer	0	0	0	0	0	0	0	0	0	0	0	1	0	0	0	0	0	0	0	0
C.Yount	0	0	0	0	0	0	0	0	0	0	0	1	0	0	0	0	0	0	0	0
J.Bademosi	0	0	0	0	0	0	0	0	0	0	0	1	0	0	0	0	0	0	0	0
A.Hawkins	0	0	0	0	0	0	0	0	0	0	0	0	0	0	0	0	1	0	0	0
Total	37	24	61	3	12	5	4	0	4	0	0	5	0	0	0	1	1	0	0	0

TKL = Tackle AST = Assist COMB = Combined QH=QB Hit IN = Interception PD = Pass Defense FF = Forced Fumble FR = Fumble Recovery

## Tennessee Titans

## Regular Defensive Plays

## Special Teams

## Misc

	TKL	AST	COMB	SK	/ YDS	TFL	QH	IN	PD	FF	FR	TKL	AST	FF	FR	BL	TKL	AST	FF	FR
M.Griffin	10	4	14	1	7	1	1	1	1	0	0	0	0	0	0	0	0	0	0	0
J.McCourty	6	1	7	0	0	0	0	0	1	0	0	0	0	0	0	0	0	0	0	0
A.Williamson	4	1	5	0	0	0	0	0	2	0	0	2	0	0	0	0	0	0	0	0
C.Sensabaugh	4	1	5	0	0	0	0	0	1	0	0	0	1	0	0	0	0	0	0	0
A.Woods	4	0	4	0	0	1	0	0	0	0	0	0	0	0	0	0	0	0	0	0
D.Morgan	3	1	4	0	0	0	0	0	1	0	0	0	0	0	0	0	0	0	0	0
B.Pollard	2	2	4	0	0	0	0	0	1	0	0	0	0	0	0	0	0	0	0	0
R.Pitoitua	2	2	4	0	0	1	0	0	0	0	0	0	0	0	0	0	0	0	0	0
B.Harris	2	1	3	0	0	0	0	0	0	0	0	0	0	0	0	0	0	0	0	0
S.Phillips	1	2	3	0	0	0	0	0	1	0	0	0	0	0	0	0	0	0	0	0
Z.Gooden	2	0	2	0	0	0	0	0	0	0	0	0	0	0	0	0	0	0	0	0
W.Woodyard	1	1	2	0	0	0	0	0	0	0	0	0	0	0	0	0	0	0	0	0
K.Wimbley	1	0	1	0	0	1	1	0	0	0	0	0	0	0	0	0	0	0	0	0
S.Hill	1	0	1	0	0	0	0	0	2	0	0	0	0	0	0	0	0	0	0	0
K.Klug	1	0	1	0	0	0	0	0	0	0	0	0	0	0	0	0	0	0	0	0
G.Wilson	1	0	1	0	0	0	0	0	0	0	0	0	0	0	0	0	0	0	0	0
J.Casey	0	0	0	0	0	0	2	0	0	0	0	0	0	0	0	0	0	0	0	0
Q.Groves	0	0	0	0	0	0	0	0	0	0	0	2	0	0	0	0	0	0	0	0
A.Ayers	0	0	0	0	0	0	0	0	0	0	0	1	2	0	0	0	0	0	0	0
M.Huff	0	0	0	0	0	0	0	0	0	0	0	0	1	0	0	0	0	0	0	0
Total	45	16	61	1	7	4	4	1	10	0	0	5	4	0	0	0	0	0	0	0

# Ball Possession And Drive Chart

## Cleveland Browns

#	Time Recd	Time Lost	Time Poss	How Ball Obtained	Drive Began	# Play	Yds Gain	Yds Pen	Net Yds	1st Down	Last Scrm	How Given Up
1	11:53	8:37	3:16	Punt	CLV 7	5	12	0	12	1	CLV 19	Punt
2	4:46	3:00	1:46	Kickoff	CLV 29	3	9	0	9	0	CLV 38	Punt
3	14:41	10:05	4:36	Kickoff	CLV 14	12	66	0	66	4	TEN 20	Field Goal
4	3:43	2:55	0:48	Kickoff	CLV 20	3	5	0	5	0	CLV 25	Punt
5	2:44	0:12	2:32	Kickoff	CLV 10	9	90	0	90	6	* TEN 1	Touchdown
6	15:00	12:55	2:05	Kickoff	CLV 20	5	56	0	56	1	TEN 24	Field Goal
7	8:21	4:10	4:11	Punt	CLV 20	11	58	0	58	3	TEN 22	Downs
8	1:25	12:48	3:37	Punt	CLV 41	11	55	0	55	4	* TEN 4	Downs
9	11:02	6:49	4:13	Kickoff	CLV 33	10	72	-5	67	5	* TEN 17	Touchdown
10	5:14	4:55	0:19	Punt	CLV 33	3	0	0	0	0	CLV 33	Interception
11	3:03	1:09	1:54	Downs	TEN 42	4	37	5	42	3	* TEN 6	Touchdown

(285) Average CLV 26

## Tennessee Titans

#	Time Recd	Time Lost	Time Poss	How Ball Obtained	Drive Began	# Play	Yds Gain	Yds Pen	Net Yds	1st Down	Last Scrm	How Given Up
1	15:00	11:53	3:07	Kickoff	TEN 14	5	41	-15	26	1	TEN 40	Punt
2	8:37	4:46	3:51	Punt	TEN 42	7	29	29	58	3	* CLV 11	Touchdown
3	3:00	14:41	3:19	Punt	TEN 20	7	75	5	80	4	* CLV 11	Touchdown
4	10:05	3:43	6:22	Kickoff	TEN 20	13	65	15	80	7	* CLV 11	Touchdown
5	2:55	2:44	0:11	Punt	TEN 25	1	75	0	75	1	TEN 25	Touchdown
6	0:12	0:00	0:12	Kickoff	TEN 20	1	-1	0	-1	0	TEN 20	End of Half
7	12:55	8:21	4:34	Kickoff	TEN 11	8	54	-15	39	2	50	Punt
8	4:10	1:25	2:45	Downs	TEN 22	3	9	-18	-9	0	TEN 13	Punt
9	12:48	11:02	1:46	Downs	TEN 4	3	8	0	8	0	TEN 12	Safety
10	6:49	5:14	1:35	Kickoff	TEN 20	3	2	0	2	0	TEN 22	Punt
11	4:55	3:03	1:52	Interception	TEN 22	7	20	0	20	1	TEN 42	Downs
12	1:09	0:00	1:09	Kickoff	TEN 20	7	33	0	33	3	TEN 37	End of Game

(240) Average TEN 20

\* inside opponent's 20

Time of Possession by Quarter		1st	2nd	3rd	4th	OT	Total
Visitor	Cleveland Browns	5:02	7:56	7:41	8:38		29:17
Home	Tennessee Titans	9:58	7:04	7:19	6:22		30:43

Kickoff Drive No.-Start Average Browns: 6 - CLV 21 Titans: 6 - TEN 18

# Miscellaneous Statistics Report

Cleveland Browns vs Tennessee Titans

10/5/2014 at LP Field

## Ten Longest Plays for Cleveland Browns

Yards	Qtr	Play Start	Play Description
49	3	1-10-CLV 20	(15:00) B.Hoyer pass deep right to T.Gabriel to TEN 31 for 49 yards (J.McCourtly).
31	2	1-10-CLV 44	(1:56) (Shotgun) B.Hoyer pass deep left to M.Austin to TEN 25 for 31 yards (B.Harris; B.Pollard). Penalty on TEN-B.Harris, Defensive Pass Interference, declined.
23	4	2-8-TEN 40	(2:24) (Shotgun) B.Hoyer pass short middle to M.Austin to TEN 17 for 23 yards (M.Griffin).
21	2	1-10-CLV 10	(2:38) B.Hoyer pass deep right to T.Benjamin ran ob at CLV 31 for 21 yards [K.Wimbley].
21	4	1-15-CLV 28	(10:56) (Shotgun) B.Hoyer pass deep left to T.Gabriel pushed ob at CLV 49 for 21 yards (B.Pollard).
19	2	2-12-CLV 12	(13:50) (Shotgun) B.Hoyer pass deep middle to J.Cameron to CLV 31 for 19 yards (M.Griffin).
19	3	3-10-CLV 20	(8:08) (Shotgun) B.Hoyer pass deep middle to T.Gabriel to CLV 39 for 19 yards (B.Harris).
17	4	1-10-TEN 17	(6:57) (No Huddle) B.Hoyer pass deep middle to T.Benjamin for 17 yards, TOUCHDOWN.
15	1	2-12-CLV 5	(11:17) B.Tate left guard pushed ob at CLV 20 for 15 yards (B.Pollard).
14	3	2-9-TEN 43	(5:55) B.Hoyer pass short middle to J.Dray to TEN 29 for 14 yards (A.Williamson).

## Ten Longest Plays for Tennessee Titans

Yards	Qtr	Play Start	Play Description
75	2	1-10-TEN 25	(2:55) C.Whitehurst pass deep right to J.Hunter for 75 yards, TOUCHDOWN.
38	1	1-10-TEN 20	(3:00) K.Wright left end to CLV 42 for 38 yards (K.Dansby).
21	1	1-10-TEN 14	(14:55) J.Locker pass short right to D.Walker to TEN 35 for 21 yards (T.Gipson; D.Whitner).
20	3	3-8-TEN 13	(11:56) (Shotgun) C.Whitehurst pass short left to N.Washington pushed ob at TEN 33 for 20 yards (T.Gipson).
17	1	3-22-TEN 23	(12:40) (Shotgun) J.Locker pass deep right to N.Washington to TEN 40 for 17 yards (B.Skrine).
16	4	3-16-TEN 37	(:10) (Shotgun) C.Whitehurst pass deep right to K.Wright to CLV 47 for 16 yards (K.Williams).
13	4	3-10-TEN 20	(:53) (Shotgun) C.Whitehurst pass short right to N.Washington to TEN 33 for 13 yards (J.Haden).
12	1	2-12-TEN 40	(7:58) J.Locker scrambles right tackle to CLV 48 for 12 yards (B.Winn). TEN-T.Lewan was injured during the play. His return
12	2	1-10-TEN 20	(10:05) (Shotgun) J.Locker pass short left to J.Hunter pushed ob at TEN 32 for 12 yards (B.Skrine).
12	2	3-10-CLV 36	(6:11) (Shotgun) J.Locker pass short left to J.Hunter to CLV 24 for 12 yards (A.Bryant; C.Kirksey).

## Touchdown Scoring Information

		Offense	Defense	Special Teams
VISITOR	Cleveland Browns	3	0	0
HOME	Tennessee Titans	4	0	0

## Player Scoring Information

Club	Player	TD	Rush TD	Rec TD	KO TD	Punt TD	Int TD	Fum TD	Misc TD	FG	XP	2Pt Rush	2Pt Rec	Sfty	Points
CLV	T.Benjamin	0	0	2	0	0	0	0	0	0	0	0	0	0	12
CLV	B.Cundiff	0	0	0	0	0	0	0	0	2	3	0	0	0	9
CLV	J.Dray	0	0	1	0	0	0	0	0	0	0	0	0	0	6
CLV	T.Carder	0	0	0	0	0	0	0	0	0	0	0	0	1	2
TEN	K.Wright	0	0	2	0	0	0	0	0	0	0	0	0	0	12
TEN	J.Locker	0	1	0	0	0	0	0	0	0	0	0	0	0	6
TEN	J.Hunter	0	0	1	0	0	0	0	0	0	0	0	0	0	6
TEN	R.Succop	0	0	0	0	0	0	0	0	0	4	0	0	0	4

## Possession Detail

	First Half		Second Half		Game	
	Visitor	Home	Visitor	Home	Visitor	Home
Largest Lead	0	25	1	15	1	25
Drives Leading	0	4	0	5	0	9
Time of Possession Leading	0:00	10:04	0:00	12:32	0:00	22:36
Largest Deficit	-25	0	-15	-1	-25	-1
Drives Trailing	4	0	6	1	10	1
Time of Possession Trailing	9:42	0:00	16:19	1:09	26:01	1:09
Times Score Tied Up		0		0		0
Lead Changes		1		1		2



# Playtime Percentage

*Percent of playtime per player on offense, defense and special teams*

Cleveland Browns						Tennessee Titans					
		Offense	Defense	Special Teams				Offense	Defense	Special Teams	
J Thomas	T	77 100%		5	17%	M Roos	T	68 100%		4	13%
J Greco	G	77 100%		5	17%	C Warmack	G	68 100%		4	13%
A Mack	C	77 100%		5	17%	B Schwenke	C	68 100%		4	13%
M Schwartz	T	77 100%		5	17%	M Oher	T	68 100%			
J Bitonio	G	77 100%		5	17%	A Levitre	G	68 100%			
B Hoyer	QB	77 100%				J Hunter	WR	66 97%			
J Cameron	TE	72 94%				D Walker	TE	58 85%			
A Hawkins	WR	57 74%				K Wright	WR	55 81%			
B Tate	RB	51 66%				N Washington	WR	48 71%			
M Austin	WR	49 64%				C Whitehurst	QB	35 51%			
T Gabriel	WR	41 53%				J Locker	QB	33 49%			
J Dray	TE	30 39%		11	37%	C Coffman	TE	23 34%		10	33%
T Benjamin	WR	26 34%		4	13%	B Sankey	RB	22 32%			
R Agnew	FB	23 30%				S Greene	RB	18 26%			
I Crowell	RB	15 19%				D McCluster	RB	16 24%		3	10%
T West	RB	11 14%				L Washington	RB	14 21%		6	20%
G Barnidge	TE	10 13%		10	33%	J Battle	TE	9 13%		20	67%
J Haden	CB		68 100%	10	33%	T Lewan	T	6 9%		4	13%
B Skrine	CB		68 100%	10	33%	D Hagan	WR	3 4%		18	60%
K Dansby	LB		68 100%	4	13%	C Stevens	TE	2 3%			
D Whitner	SS		68 100%			M Griffin	FS		77 100%	12	40%
T Gipson	FS		68 100%			J McCourty	CB		75 97%	6	20%
J Sheard	LB		51 75%			B Pollard	SS		73 95%	6	20%
P Kruger	LB		49 72%			W Woodyard	LB		56 73%	6	20%
D Bryant	DE		48 71%	2	7%	A Williamson	LB		54 70%	19	63%
A Bryant	DE		47 69%	15	50%	J Casey	DT		54 70%	6	20%
C Kirksey	LB		43 63%	15	50%	C Sensabaugh	CB		53 69%	11	37%
A Rubin	NT		37 54%	4	13%	K Wimbley	LB		53 69%	10	33%
K Williams	CB		36 53%	12	40%	D Morgan	LB		52 68%	4	13%
B Winn	DE		28 41%	15	50%	S Hill	NT		49 64%	4	13%
C Robertson	LB		23 34%	25	83%	B Harris	CB		42 55%	5	17%
B Mingo	LB		21 31%	9	30%	S Phillips	LB		38 49%	2	7%
P Taylor	DE		9 13%	2	7%	R Pitoitua	DE		29 38%	5	17%
J Gilbert	CB		8 12%			G Wilson	FS		28 36%	11	37%
J Leonhard	SS		6 9%	15	50%	M Martin	DT		28 36%		
E Martin	LB		2 3%	18	60%	K Klug	DT		24 31%	9	30%
J Poyer	FS			25	83%	A Woods	NT		23 30%	6	20%
J Bademosi	SS			25	83%	Z Gooden	LB		17 22%	21	70%
T Carder	LB			25	83%	M Huff	CB		10 13%	20	67%
M Moore	WR			17	57%	A Ayers	LB		10 13%	20	67%
B Cundiff	K			11	37%	Q Groves	LB		1 1%	20	67%
C Yount	LS			8	27%	D Stafford	SS			20	67%
S Lanning	P			8	27%	B Kern	P			11	37%
P McQuistan	G			5	17%	B Brinkley	LS			10	33%
						R Succop	K			9	30%
						C Spencer	G			4	13%

# 2014 TENNESSEE TITANS SEASON STATISTICS

## Won 1, Lost 4

Date	W-L	Score	OT	Opponent	Attendance
09/07	W	26-10		Kansas City	73,569*
09/14	L	10-26		Dallas	69,143*
09/21	L	7-33		at Cincinnati	56,743*
09/28	L	17-41		at Indianapolis	64,757*
10/05	L	28-29		Cleveland	69,143*
10/12				Jacksonville	
10/19				at Washington	
10/26				Houston	
11/09				at Baltimore	
11/17				Pittsburgh	
11/23				at Philadelphia	
11/30				at Houston	
12/07				New York Giants	
12/14				New York Jets	
12/18				at Jacksonville	
12/28				Indianapolis	

\* Sellout

Statistic	Tenn.	Opp.
<b>Total First Downs</b>	<b>97</b>	<b>124</b>
Rushing	32	42
Passing	54	68
Penalty	11	14
3rd Down: Made/Att	20/61	24/63
3rd Down Pct.	32.8	38.1
4th Down: Made/Att	1/4	1/5
4th Down Pct.	25.0	20.0
<b>Possession Avg.</b>	<b>27:14</b>	<b>32:46</b>
<b>Total Net Yards</b>	<b>1716</b>	<b>1871</b>
Avg. Per Game	343.2	374.2
Total Plays	300	345
Avg. Per Play	5.7	5.4
<b>Net Yards Rushing</b>	<b>627</b>	<b>683</b>
Avg. Per Game	125.4	136.6
Total Rushes	125	168
<b>Net Yards Passing</b>	<b>1089</b>	<b>1188</b>
Avg. Per Game	217.8	237.6
Sacked/Yards Lost	14/63	9/59
Gross Yards	1152	1247
Att./Completions	161/92	168/105
Completion Pct.	57.1	62.5
Had Intercepted	6	6
<b>Punts/Average</b>	<b>26/43.2</b>	<b>20/47.3</b>
<b>Net Punting Avg.</b>	<b>26/37.4</b>	<b>20/44.2</b>
<b>Penalties/Yards</b>	<b>41/375</b>	<b>32/262</b>
<b>Fumbles/Ball Lost</b>	<b>6/1</b>	<b>1/1</b>
<b>Touchdowns</b>	<b>10</b>	<b>15</b>
Rushing	3	5
Passing	7	10
Returns	0	0

Score By Periods	Q1	Q2	Q3	Q4	OT	PTS
<b>Team</b>	<b>7</b>	<b>41</b>	<b>27</b>	<b>13</b>	<b>0</b>	<b>88</b>
<b>Opponents</b>	<b>27</b>	<b>41</b>	<b>31</b>	<b>40</b>	<b>0</b>	<b>139</b>

Scoring	TD	Rush	Rec	Ret	K-PAT	FG	S	PTS
Succop	0	0	0	0	10/10	6/8	0	28
Walker	3	0	3	0			0	18
Wright	3	0	3	0			0	18
Greene	1	1	0	0			0	6
Hunter	1	0	1	0			0	6
Locker	1	1	0	0			0	6
Sankey	1	1	0	0			0	6
<b>Team</b>	<b>10</b>	<b>3</b>	<b>7</b>	<b>0</b>	<b>10/10</b>	<b>6/8</b>	<b>0</b>	<b>88</b>
<b>Opponents</b>	<b>15</b>	<b>5</b>	<b>10</b>	<b>0</b>	<b>15/15</b>	<b>10/11</b>	<b>2</b>	<b>139</b>

2-Pt Conv: TM 0-0, OPP 0-0

**Sacks:** Casey 2, Griffin 1, Hill 1, Klug 1, Pitoitua 1, Pollard 1, Sensabaugh 1, Woodyard 1, TM 9, OPP 14

**FUM/Lost:** Locker 2/0, Walker 1/0, L. Washington 1/0, Whitehurst 1/0, Wright 1/1

Rushing	No.	Yds	Avg	Long	TD
Greene	44	190	4.3	20	1
Sankey	32	150	4.7	18	1
Locker	18	107	5.9	29	1
McCluster	19	70	3.7	16	0
Wright	2	43	21.5	38	0
Whitehurst	7	39	5.6	23	0
L. Washington	2	23	11.5	16	0
<b>Battle</b>	<b>1</b>	<b>5</b>	<b>5.0</b>	<b>5</b>	<b>0</b>
<b>Team</b>	<b>125</b>	<b>627</b>	<b>5.0</b>	<b>38</b>	<b>3</b>
<b>Opponents</b>	<b>168</b>	<b>683</b>	<b>4.1</b>	<b>22</b>	<b>5</b>

Receiving	No.	Yds	Avg	Long	TD
Walker	26	364	14.0	61t	3
Wright	25	223	8.9	28	3
Hunter	12	237	19.8	75t	1
N. Washington	10	137	13.7	20	0
McCluster	5	39	7.8	17	0
Sankey	3	32	10.7	13	0
L. Washington	3	18	6.0	8	0
Hagan	2	34	17.0	25	0
Stevens	2	26	13.0	20	0
Thompson	2	24	12.0	13	0
Coffman	2	18	9.0	9	0
<b>Team</b>	<b>92</b>	<b>1152</b>	<b>12.5</b>	<b>75t</b>	<b>7</b>
<b>Opponents</b>	<b>105</b>	<b>1247</b>	<b>11.9</b>	<b>49</b>	<b>10</b>

Interceptions	No.	Yds	Avg	Long	TD
Griffin	2	12	6.0	12	0
McCorty	2	0	0.0	0	0
Woodyard	1	7	7.0	7	0
Wilson	1	0	0.0	0	0
<b>Team</b>	<b>6</b>	<b>19</b>	<b>3.2</b>	<b>12</b>	<b>0</b>
<b>Opponents</b>	<b>6</b>	<b>20</b>	<b>3.3</b>	<b>8</b>	<b>0</b>

Punting	No.	Yds	Avg	Net	TB	In	Lg	B
Kern	25	1123	44.9	37.4	3	7	63	1
<b>Team</b>	<b>26</b>	<b>1123</b>	<b>43.2</b>	<b>37.4</b>	<b>3</b>	<b>7</b>	<b>63</b>	<b>1</b>
<b>Opponents</b>	<b>20</b>	<b>945</b>	<b>47.3</b>	<b>44.2</b>	<b>2</b>	<b>9</b>	<b>62</b>	<b>0</b>

Punt Returns	Ret	FC	Yds	Avg	Long	TD
L. Washington	9	156	17.3	29	0	
Battle	1	21	21.0	21	0	
<b>Team</b>	<b>10</b>	<b>177</b>	<b>17.7</b>	<b>29</b>	<b>0</b>	
<b>Opponents</b>	<b>10</b>	<b>215</b>	<b>21.5</b>	<b>32</b>	<b>0</b>	

Kickoff Returns	No.	Yds	Avg	Long	TD
L. Washington	9	156	17.3	29	0
Battle	1	21	21.0	21	0
<b>Team</b>	<b>10</b>	<b>177</b>	<b>17.7</b>	<b>29</b>	<b>0</b>
<b>Opponents</b>	<b>10</b>	<b>215</b>	<b>21.5</b>	<b>32</b>	<b>0</b>

Field Goals	1-19	20-29	30-39	40-49	50+
Succop	0/0	0/0	3/3	3/5	0/0
<b>Team</b>	<b>0/0</b>	<b>0/0</b>	<b>3/3</b>	<b>3/5</b>	<b>0/0</b>
<b>Opponents</b>	<b>0/0</b>	<b>1/1</b>	<b>4/4</b>	<b>4/5</b>	<b>1/1</b>

Succop: (36G,31G,46G,47G)(47G)(40N,44N)(36G)()

OPP: (35G,48N)(48G,44G,51G,48G)(29G)(31G,30G) (38G,42G)

Passing	Att	Cmp	Yds	Cmp%	Yds/Att	TD	TD%	Int	Int%	Long	Sack/Lost	Rating
Locker	112	65	764	58.0	6.82	4	3.6	4	3.6	61t	9/34	75.9
Whitehurst	44	25	371	56.8	8.43	3	6.8	1	2.3	75t	5/29	97.8
Mettenberger	5	2	17	40.0	3.40	0	0.0	1	20.0	12	0/0	10.0
<b>Team</b>	<b>161</b>	<b>92</b>	<b>1152</b>	<b>57.1</b>	<b>7.16</b>	<b>7</b>	<b>4.3</b>	<b>6</b>	<b>3.7</b>	<b>75t</b>	<b>14/63</b>	<b>78.5</b>
<b>Opponents</b>	<b>168</b>	<b>105</b>	<b>1247</b>	<b>62.5</b>	<b>7.42</b>	<b>10</b>	<b>6.0</b>	<b>6</b>	<b>3.6</b>	<b>49</b>	<b>9/59</b>	<b>90.1</b>

## TITANS HOLD OFF JAGUARS

**BY JIM WYATT  
THE TENNESSEAN  
OCTOBER 13, 2014**

### PAGE 1C

Sammie Hill weighs 328 pounds, which makes him the heaviest player on the Titans roster.

He doesn't have the vertical leap he once did.

"I could probably jump over your notepad," Hill said, chuckling. "A notepad, that's my vertical."

On Sunday at LP Field, however, the hefty defensive lineman made a game-saving play by getting his right hand up high enough to block a last-ditch field goal try by the Jaguars. He saved the season — at least for now — while also taking the weight of the world off a teammate who felt he'd cost the Titans the game.

A week after blowing a 25-point lead in a loss to the Browns, the Titans appeared headed for a "here we go again" moment. Unlike past games, however, they made a big play in the clutch and scored a 16-14 victory.

"A little drama at the end. It's only right, huh?" linebacker Derrick Morgan said. "But this is an example of finishing the game. We won, and I thank God for that. It's a relief. But we don't want to cut it that close next time."

The Titans (2-4) were cruising toward their first win in 35 days, leading 16-7 with just a few minutes left. Even after the Jaguars (0-6) scored on rookie quarterback Blake Bortles' 20-yard pass to tight end Clay Harbor with 37 seconds remaining, all the Titans had to do was recover an onside kick.

But the ball squirted away from safety Michael Griffin, who was all alone in the open field. Five plays later, with 12 seconds on the clock,

the Jaguars lined up for a 55-yard field goal attempt from strong-legged kicker Josh Scobee.

"It was a sinking feeling, you know, just because of what we went through last week," coach Ken Whisenhunt said.

Hill, who batted down two passes last week, had something else in mind. The same guy who shattered three backboards dunking basketballs — two in high school, one as a college student — got a hand on the kick.

It set off a wild celebration from the Titans, who were relieved as much as anything.

"You get tired of losing," cornerback Jason McCourty said. "That sound of 'thump-thump' — that was a sigh of relief."

McCourty said players took to heart defensive coordinator Ray Horton's words "about playing as brothers, playing together. Just knowing if you make a mistake, your brother has your back. Griff doesn't come up with the ball, but Sammie steps up with a blocked field goal. ... Sammie's a big round guy. I didn't expect it from him."

Hill wasn't sure he even jumped to make the block, but afterward he felt like he was floating.

"Last week, it's the worst feeling you can have, losing that way," Hill said. "We come out and we've got each other's back. When I saw that ball fall, I'm thinking, 'Thank you, God. Thank you, Jesus.'"

Griffin, however, was nearly inconsolable. He sat at his locker with a towel over his head for a long time as teammates and coaches stopped by and tried to console him.

The veteran safety also blew coverage on a pass that set up Jacksonville's first touchdown. He was in a great position to recover the onside kick.

"I played (poorly), no excuses. I have to play better than that. I have to apologize to my teammates; I have to make those plays. I almost cost my team the game," Griffin said. "I am glad my team had my back. I am happy for the team, but disappointed in myself for letting my team down."

Tennessee Titans coach Ken Whisenhunt and defensive lineman Jurrell Casey talk about the 16-14 victory over the Jacksonville Jaguars at LP Field on Sunday. George Walker IV / The Tennessean

The Titans were minus five starters because of injuries — quarterback Jake Locker, tackle Michael Roos, safety Bernard Pollard, running back Shonn Greene and tight end Craig Stevens — but the players had one another's backs all day.

Quarterback Charlie Whitehurst was 17-of-28 passing for 233 yards and made no critical mistakes. One of the drives ended with Jackie Battle's 1-yard touchdown run, the others with Ryan Succop field goals of 21, 25 and 42 yards. The Titans could've made it much easier if they'd finished off the drives with touchdowns.

The defense sacked Bortles six times — defensive lineman Jurrell Casey had two — and forced two turnovers.

It was enough to slay the Jaguars.

Barely.

"It's huge," Casey said. "We've been fighting for a win for so long and to come out with a win like this is kind of a bummer, but at the end of the day, a win is a win. We fought until the end and got the win, and that's what matters most."

###

# Week 6

## National Football League Game Summary

NFL Copyright © 2014 by The National Football League. All rights reserved. This summary and play-by-play is for the express purpose of assisting media in their coverage of the game; any other use of this material is prohibited without the written permission of the National Football League. Updated: 10/20/2014

Date: Sunday, 10/12/2014 Jacksonville Jaguars at Tennessee Titans Start Time: 12:02 PM Central  
at LP Field, Nashville, Tennessee

### Game Day Weather

Game Weather: Cloudy Temp: 67° F (19.4° C) Humidity: 87%, Wind: S 7 mph  
Played Outdoors on Turf: Grass Outdoor Weather: Cloudy, Wind Chill: 67

### Officials

Referee: Triplette, Jeff (42) Umpire: Hannah, Butch (40) Head Linesman: McGrath, John (5)  
Line Judge: Bergman, Jeff (32) Side Judge: Cheek, Boris (41) Field Judge: Kemp, Alex (55)  
Back Judge: Freeman, Steve (133) Replay Official: Wimmer, Mike ()

### Lineups

Jacksonville Jaguars				Tennessee Titans			
Offense		Defense		Offense		Defense	
RB	16 D.Robinson	LDE	79 R.Bryant	WR	15 J.Hunter	DE	92 R.Pitoitua
LT	76 L.Joeckel	DT	97 R.Miller	TE	86 C.Coffman	NT	94 S.Hill
LG	68 Z.Beadles	DT	99 S.Marks	LT	77 T.Lewan	DT	99 J.Casey
C	70 L.Bowanko	LEO	91 C.Clemons	LG	67 A.Levitre	OLB	91 D.Morgan
RG	65 B.Linder	OLB	55 G.Hayes	C	62 B.Schwenke	ILB	59 W.Woodyard
RT	67 A.Pasztor	MLB	51 P.Posluszny	RG	70 C.Warmack	ILB	54 A.Williamson
TE	86 C.Harbor	CB	24 W.Blackmon	RT	72 M.Oher	OLB	95 K.Wimbley
WR	15 A.Robinson	LCB	35 D.McCray	TE	82 D.Walker	CB	25 B.Wreh-Wilson
QB	5 B.Bortles	RCB	23 A.Ball	WR	13 K.Wright	SS	21 G.Wilson
RB	34 S.Johnson	SS	37 J.Cyprien	QB	12 C.Whitehurst	FS	33 M.Griffin
FB	45 W.Ta'ufo'ou	FS	26 J.Evans	RB	20 B.Sankey	CB	30 J.McCourty

### Substitutions

K 10 J.Scobee, WR 11 M.Lee, WR/PR 18 A.Sanders, P 19 B.Anger, S 20 C.Loston, CB 27 D.Gratz, RB 30 J.Todman, S 36 S.Martin, LS 46 C.Tinker, LB 50 T.Smith, LB 52 J.Thomas, LB 56 L.Reynolds, LB 57 D.Watson, DE 59 R.Davis, G 66 J.McClendon, OT 72 J.Wells, WR 84 C.Shorts, TE 85 N.Jacobs, WR 88 A.Hurns, DE 90 A.Branch, DT 92 E.Hood, DE 93 T.Alualu, DT 95 A.Jones

### Substitutions

P 6 B.Kern, K 8 R.Succop, RB 22 D.McCluster, DB 28 M.Huff, RB 29 L.Washington, CB 32 B.Harris, S 39 D.Stafford, RB 44 J.Battle, LS 48 B.Brinkley, LB 50 Z.Gooden, OLB 53 Q.Groves, LB 57 J.Anderson, OLB 58 S.Phillips, G 60 C.Spencer, T 68 B.Stingily, WR 80 D.Hagan, WR 85 N.Washington, TE 89 B.Brackett, DL 93 M.Martin, DL 96 A.Woods, DL 97 K.Klug

### Did Not Play

QB 7 C.Henne

### Did Not Play

QB 7 Z.Mettenberger, WR 17 K.Durham, DL 90 D.Jones

### Not Active

WR 12 M.Brown, RB 21 T.Gerhart, CB 31 J.Harris, LB 54 J.George, G 69 T.Shatley, OT 74 S.Young, WR 83 T.King

### Not Active

QB 10 J.Locker, RB 23 S.Greene, CB 24 C.Sensabaugh, CB 38 B.Ghee, LB 56 A.Ayers, TE 84 T.Thompson, TE 88 C.Stevens

### Field Goals (made ( ) & missed)

J.Scobee		55B	R.Succop		(25) (21) (42)		
			1	2	3	4	OT
VISITOR:	Jacksonville Jaguars		7	0	0	7	0
HOME:	Tennessee Titans		3	7	3	3	0

### Scoring Plays

Team	Qtr	Time	Play Description (Extra Point) (Drive Info)	Visitor	Home
Jaguars	1	11:17	S.Johnson 1 yd. run (J.Scobee kick) (7-80, 3:43)	7	0
Titans	1	0:44	R.Succop 25 yd. Field Goal (11-67, 6:01)	7	3
Titans	2	1:04	J.Battle 1 yd. run (R.Succop kick) (8-80, 4:30)	7	10
Titans	3	8:52	R.Succop 21 yd. Field Goal (13-77, 6:08)	7	13
Titans	4	14:49	R.Succop 42 yd. Field Goal (7-26, 3:14)	7	16
Jaguars	4	0:37	C.Harbor 20 yd. pass from B.Bortles (J.Scobee kick) (9-83, 2:06)	14	16

Paid Attendance: 69,143

Time: 3:05

## Final Team Statistics

	Visitor Jaguars	Home Titans
TOTAL FIRST DOWNS	27	14
By Rushing	8	3
By Passing	17	9
By Penalty	2	2
THIRD DOWN EFFICIENCY	8-15-53%	3-11-27%
FOURTH DOWN EFFICIENCY	0-0-0%	0-0-0%
TOTAL NET YARDS	379	290
Total Offensive Plays (inc. times thrown passing)	75	55
Average gain per offensive play	5.1	5.3
NET YARDS RUSHING	82	70
Total Rushing Plays	23	24
Average gain per rushing play	3.6	2.9
Tackles for a loss-number and yards	2-2	3-6
NET YARDS PASSING	297	220
Times thrown - yards lost attempting to pass	6-39	3-13
Gross yards passing	336	233
PASS ATTEMPTS-COMPLETIONS-HAD INTERCEPTED	46-32-1	28-17-0
Avg gain per pass play (inc.# thrown passing)	5.7	7.1
KICKOFFS Number-In End Zone-Touchbacks	3-2-1	5-5-4
PUNTS Number and Average	6-47.7	5-49.8
Had Blocked	0	0
FGs - PATs Had Blocked	1-0	0-0
Net Punting Average	41.7	39.8
TOTAL RETURN YARDAGE (Not Including Kickoffs)	10	50
No. and Yards Punt Returns	2-10	4-16
No. and Yards Kickoff Returns	1-25	1-50
No. and Yards Interception Returns	0-0	1-34
PENALTIES Number and Yards	6-35	5-48
FUMBLES Number and Lost	1-1	1-0
TOUCHDOWNS	2	1
Rushing	1	1
Passing	1	0
EXTRA POINTS Made-Attempts	2-2	1-1
Kicking Made-Attempts	2-2	1-1
FIELD GOALS Made-Attempts	0-1	3-3
RED ZONE EFFICIENCY	2-2-100%	1-3-33%
GOAL TO GO EFFICIENCY	1-1-100%	1-2-50%
SAFETIES	0	0
FINAL SCORE	14	16
TIME OF POSSESSION	31:07	28:53

## Final Individual Statistics

## Jacksonville Jaguars

RUSHING	ATT	YDS	AVG	LG	TD
B.Bortles	5	38	7.6	11	0
D.Robinson	5	22	4.4	6	0
S.Johnson	10	21	2.1	7	1
J.Todman	3	1	0.3	2	0
Total	23	82	3.6	11	1

PASSING	ATT	CMP	YDS	SK/YD	TD	LG	IN	RT
B.Bortles	46	32	336	6/39	1	59	1	88.7
Total	46	32	336	6/39	1	59	1	88.7

PASS RECEIVING	TAR	REC	YDS	AVG	LG	TD
C.Shorts	16	10	103	10.3	23	0
A.Robinson	9	8	68	8.5	15	0
C.Harbor	4	3	91	30.3	59	1
D.Robinson	3	3	14	4.7	12	0
M.Lee	2	2	26	13.0	16	0
W.Ta'ufo'ou	2	2	20	10.0	14	0
A.Hurns	4	2	18	9.0	10	0
J.Todman	3	1	0	0.0	0	0
S.Johnson	1	1	-4	-4.0	-4	0
A.Sanders	1	0	0	0.0	0	0
Total	45	32	336	10.5	59	1

INTERCEPTIONS	NO	YDS	AVG	LG	TD
Total	0	0	0	0	0

PUNTING	NO	YDS	AVG	NET	TB	IN20	LG
B.Anger	6	286	47.7	41.7	1	1	64
Total	6	286	47.7	41.7	1	1	64

PUNT RETURNS	NO	YDS	AVG	FC	LG	TD
A.Sanders	2	10	5.0	1	8	0
[TOUCHBACK]	2	0	0.0	0	0	0
Total	2	10	5.0	1	8	0

KICKOFF RETURNS	NO	YDS	AVG	FC	LG	TD
J.Todman	1	25	25.0	0	25	0
[TOUCHBACK]	4	0	0.0	0	0	0
Total	1	25	25.0	0	25	0

## Tennessee Titans

RUSHING	ATT	YDS	AVG	LG	TD
B.Sankey	18	61	3.4	22	0
D.McCluster	2	6	3.0	3	0
C.Whitehurst	2	1	0.5	2	0
J.Battle	1	1	1.0	1	1
L.Washington	1	1	1.0	1	0
Total	24	70	2.9	22	1

PASSING	ATT	CMP	YDS	SK/YD	TD	LG	IN	RT
C.Whitehurst	28	17	233	3/13	0	38	0	87.4
Total	28	17	233	3/13	0	38	0	87.4

PASS RECEIVING	TAR	REC	YDS	AVG	LG	TD
D.McCluster	6	6	52	8.7	25	0
J.Hunter	5	3	77	25.7	38	0
D.Walker	8	3	57	19.0	37	0
N.Washington	2	2	23	11.5	17	0
L.Washington	3	1	11	11.0	11	0
B.Sankey	1	1	7	7.0	7	0
K.Wright	1	1	6	6.0	6	0
C.Coffman	1	0	0	0.0	0	0
Total	27	17	233	13.7	38	0

INTERCEPTIONS	NO	YDS	AVG	LG	TD
B.Wreh-Wilson	1	34	34.0	34	0
Total	1	34	34.0	34	0

PUNTING	NO	YDS	AVG	NET	TB	IN20	LG
B.Kern	5	249	49.8	39.8	2	3	69
Total	5	249	49.8	39.8	2	3	69

PUNT RETURNS	NO	YDS	AVG	FC	LG	TD
D.McCluster	4	16	4.0	1	5	0
[TOUCHBACK]	1	0	0.0	0	0	0
Total	4	16	4.0	1	5	0

KICKOFF RETURNS	NO	YDS	AVG	FC	LG	TD
L.Washington	1	50	50.0	0	50	0
[TOUCHBACK]	1	0	0.0	0	0	0
Total	1	50	50.0	0	50	0

## Jacksonville Jaguars

FUMBLES	FUM	LOST	OWN-REC	YDS	TD	FORCED	OPP-REC	YDS	TD	OUT-BDS
C.Shorts	1	1	0	0	0	0	0	0	0	0
W.Blackmon	0	0	0	0	0	1	0	0	0	0
Total	1	1	0	0	0	1	0	0	0	0

## Tennessee Titans

FUMBLES	FUM	LOST	OWN-REC	YDS	TD	FORCED	OPP-REC	YDS	TD	OUT-BDS
C.Whitehurst	1	0	0	0	0	0	0	0	0	0
D.Walker	0	0	1	0	0	0	0	0	0	0
J.McCourty	0	0	0	0	0	1	0	0	0	0
A.Williamson	0	0	0	0	0	0	1	41	0	0
Total	1	0	1	0	0	1	1	41	0	0



TEN wins the coin toss and elects to defer. JAX elects to Receive, and TEN elects to defend the south goal.

R.Succop kicks 65 yards from TEN 35 to end zone, Touchback.

Jacksonville Jaguars at 15:00

1-10-JAX 20	(15:00) S.Johnson left tackle to JAX 21 for 1 yard (J.Casey).	
2-9-JAX 21	(14:34) (No Huddle) S.Johnson left guard to JAX 24 for 3 yards (J.Casey; W.Woodyard).	
3-6-JAX 24	(13:55) (Shotgun) B.Bortles pass short right to A.Hurns to JAX 34 for 10 yards (J.McCourty).	P1
<u>1-10-JAX 34</u>	(13:23) (No Huddle, Shotgun) B.Bortles pass short right to J.Todman pushed ob at JAX 34 for no gain (J.McCourty).	
2-10-JAX 34	(12:50) B.Bortles pass deep right to C.Harbor to TEN 7 for 59 yards (M.Griffin) [J.Casey].	P2
<u>1-7-TEN 7</u>	(12:11) (No Huddle) S.Johnson left end pushed ob at TEN 6 for 1 yard (B.Wreh-Wilson).	
2-6-TEN 6	(11:27) (Shotgun) B.Bortles pass incomplete short middle to A.Robinson.	
	PENALTY on TEN-D.Stafford, Defensive Pass Interference, 5 yards, enforced at TEN 6 - No Play.	X3
<u>1-1-TEN 1</u>	(11:23) S.Johnson right guard for 1 yard, TOUCHDOWN.	R4
	J.Scobee extra point is GOOD, Center-C.Tinker, Holder-B.Anger.	

JAX 7 TEN 0, 7 plays, 80 yards, 1 penalty, 3:43 drive, 3:43 elapsed

J.Scobee kicks 68 yards from JAX 35 to TEN -3. L.Washington to TEN 47 for 50 yards (J.Cyprien).

Tennessee Titans at 11:17, (1st play from scrimmage 11:10)

1-10-TEN 47	(11:10) B.Sankey left guard to TEN 47 for no gain (S.Marks).	
2-10-TEN 47	(10:36) (Shotgun) B.Sankey up the middle to TEN 46 for -1 yards (R.Miller).	
3-11-TEN 46	(10:00) (Shotgun) C.Whitehurst pass incomplete short left to L.Washington.	
4-11-TEN 46	(9:53) (Punt formation) B.Kern punts 46 yards to JAX 8, Center-B.Brinkley. A.Sanders to JAX 16 for 8 yards (Q.Groves).	

Jacksonville Jaguars at 9:42

1-10-JAX 16	(9:42) S.Johnson left guard to JAX 23 for 7 yards (K.Wimbley; J.Casey).	
2-3-JAX 23	(9:09) S.Johnson up the middle to JAX 22 for -1 yards (R.Pitoitua).	
3-4-JAX 22	(8:25) (Shotgun) B.Bortles pass short right to C.Shorts to JAX 30 for 8 yards (J.McCourty).	P5
<u>1-10-JAX 30</u>	(7:56) J.Todman up the middle to JAX 30 for no gain (A.Williamson).	
2-10-JAX 30	(7:30) B.Bortles pass short right to C.Shorts to JAX 33 for 3 yards (D.Stafford).	
3-7-JAX 33	(7:01) (No Huddle, Shotgun) B.Bortles pass incomplete short left to A.Robinson (B.Wreh-Wilson).	
4-7-JAX 33	(6:56) (Punt formation) B.Anger punts 45 yards to TEN 22, Center-C.Tinker. D.McCluster to TEN 26 for 4 yards (D.Watson).	

Tennessee Titans at 6:45

1-10-TEN 26	(6:45) C.Whitehurst pass short right to K.Wright pushed ob at TEN 32 for 6 yards (J.Cyprien; D.McCray).	
2-4-TEN 32	(6:10) D.McCluster right tackle to TEN 35 for 3 yards (R.Bryant).	
3-1-TEN 35	(5:32) (Shotgun) C.Whitehurst pass short left to D.Walker pushed ob at JAX 47 for 18 yards (J.Evans).	P1
<u>1-10-JAX 47</u>	(5:02) (No Huddle, Shotgun) C.Whitehurst pass incomplete deep right to D.Walker.	
2-10-JAX 47	(4:51) (Shotgun) C.Whitehurst pass short right to L.Washington to JAX 36 for 11 yards (J.Evans).	P2
<u>1-10-JAX 36</u>	(4:07) B.Sankey right end to JAX 35 for 1 yard (J.Cyprien; W.Blackmon).	
2-9-JAX 35	(3:26) (Shotgun) C.Whitehurst pass short left to D.McCluster pushed ob at JAX 10 for 25 yards (J.Evans).	P3
<u>1-10-JAX 10</u>	(2:48) B.Sankey left tackle to JAX 8 for 2 yards (E.Hood).	
2-8-JAX 8	(2:11) (Shotgun) C.Whitehurst pass short left to D.McCluster to JAX 3 for 5 yards (J.Cyprien; G.Hayes).	
3-3-JAX 3	(1:31) (Shotgun) C.Whitehurst sacked at JAX 7 for -4 yards (E.Hood).	
4-7-JAX 7	(:49) (Field Goal formation) R.Succop 25 yard field goal is GOOD, Center-B.Brinkley, Holder-B.Kern.	

JAX 7 TEN 3, 11 plays, 67 yards, 6:01 drive, 14:16 elapsed

R.Succop kicks 65 yards from TEN 35 to end zone, Touchback.

Jacksonville Jaguars at 0:44

1-10-JAX 20	(:44) (Shotgun) S.Johnson up the middle to JAX 20 for no gain (R.Pitoitua).	
2-10-JAX 20	(:12) B.Bortles scrambles left end pushed ob at JAX 31 for 11 yards (W.Woodyard).	R6

END OF QUARTER

	Score	Time Poss	First Downs				Efficiencies	
			R	P	X	T	3 Down	4 Down
Jacksonville Jaguars	7	7:24	2	3	1	6	2/3	0/0
Tennessee Titans	3	7:36	0	3	0	3	1/3	0/0

## Play By Play

## Second Quarter

10/12/2014

Jacksonville Jaguars continued.

<u>1-10-JAX 31</u>	(15:00) (Shotgun) B.Bortles pass short right to A.Robinson pushed ob at JAX 46 for 15 yards (M.Huff).	P7
<u>1-10-JAX 46</u>	(14:21) J.Todman left end to JAX 45 for -1 yards (A.Williamson).	
2-11-JAX 45	(13:48) B.Bortles pass short right to D.Robinson to TEN 43 for 12 yards (S.Phillips).	P8
<u>1-10-TEN 43</u>	(13:12) (No Huddle, Shotgun) B.Bortles pass short left to A.Robinson to TEN 42 for 1 yard (B.Wreh-Wilson).	
2-9-TEN 42	(12:33) S.Johnson right tackle to TEN 40 for 2 yards (A.Woods).	
3-7-TEN 40	(11:54) (Shotgun) B.Bortles sacked at TEN 44 for -4 yards (J.Casey).	
4-11-TEN 44	(11:21) (Punt formation) B.Anger punts 27 yards to TEN 17, Center-C.Tinker, fair catch by D.McCluster.	

Tennessee Titans at 11:13

1-10-TEN 17	(11:13) C.Whitehurst pass deep left to J.Hunter to JAX 45 for 38 yards (P.Posluszny).	P4
<u>1-10-JAX 45</u>	(10:35) (No Huddle, Shotgun) C.Whitehurst pass incomplete deep left to D.Walker.	
2-10-JAX 45	(10:31) B.Sankey left guard to JAX 42 for 3 yards (G.Hayes).	
3-7-JAX 42	(9:54) (Shotgun) C.Whitehurst pass incomplete short right [A.Branch].	
	PENALTY on TEN-C.Whitehurst, Intentional Grounding, 12 yards, enforced at JAX 42.	
	Jacksonville challenged the incomplete pass ruling, and the play was Upheld. The ruling on the field was confirmed. (Timeout #1.)	
4-19-TEN 46	(9:47) (Punt formation) B.Kern punts 54 yards to end zone, Center-B.Brinkley, Touchback.	

Jacksonville Jaguars at 9:39

1-10-JAX 20	(9:39) B.Bortles pass short left to W.Ta'ufo'ou to JAX 34 for 14 yards (G.Wilson; B.Wreh-Wilson).	P9
<u>1-10-JAX 34</u>	(9:01) (No Huddle, Shotgun) B.Bortles pass short right to A.Robinson to JAX 41 for 7 yards (B.Wreh-Wilson).	
2-3-JAX 41	(8:28) S.Johnson left guard to JAX 43 for 2 yards (B.Wreh-Wilson).	
3-1-JAX 43	(8:04) B.Bortles up the middle to JAX 44 for 1 yard (J.Casey).	R10
<u>1-10-JAX 44</u>	(7:34) (No Huddle) B.Bortles sacked at JAX 36 for -8 yards (K.Klug).	
2-18-JAX 36	(7:01) (Shotgun) B.Bortles pass short left to D.Robinson to JAX 41 for 5 yards (B.Wreh-Wilson).	
3-13-JAX 41	(6:13) (Shotgun) PENALTY on JAX-B.Bortles, Delay of Game, 5 yards, enforced at JAX 41 - No Play.	
3-18-JAX 36	(5:48) (Shotgun) B.Bortles pass incomplete short left to J.Todman.	
4-18-JAX 36	(5:43) (Punt formation) B.Anger punts 64 yards to end zone, Center-C.Tinker, Touchback.	

Tennessee Titans at 5:34

1-10-TEN 20	(5:34) C.Whitehurst pass incomplete deep right to D.Walker.	
	PENALTY on TEN-C.Warmack, Offensive Holding, 10 yards, enforced at TEN 20 - No Play.	
1-20-TEN 10	(5:29) B.Sankey left guard to TEN 17 for 7 yards (J.Cyprien).	
2-13-TEN 17	(4:51) (Shotgun) C.Whitehurst pass deep right to D.Walker to JAX 46 for 37 yards (J.Evans).	P5
<u>1-10-JAX 46</u>	(4:02) B.Sankey left end to JAX 46 for no gain (P.Posluszny).	
2-10-JAX 46	(3:28) (Shotgun) C.Whitehurst pass short right to N.Washington pushed ob at JAX 40 for 6 yards (J.Cyprien).	
3-4-JAX 40	(2:47) C.Whitehurst pass short middle to N.Washington to JAX 23 for 17 yards (A.Ball).	P6
<u>1-10-JAX 23</u>	(2:02) (Shotgun) C.Whitehurst pass incomplete deep right to J.Hunter.	

Two-Minute Warning

2-10-JAX 23	(1:56) C.Whitehurst pass deep right to J.Hunter to JAX 1 for 22 yards (J.Evans).	P7
	Timeout #1 by TEN at 01:10.	
<u>1-1-JAX 1</u>	(1:10) J.Battle left guard for 1 yard, TOUCHDOWN.	R8
	R.Succop extra point is GOOD, Center-B.Brinkley, Holder-B.Kern.	

JAX 7 TEN 10, 8 plays, 80 yards, 4:30 drive, 13:56 elapsed

R.Succop kicks 65 yards from TEN 35 to end zone, Touchback.

Jacksonville Jaguars at 1:04

1-10-JAX 20	(1:04) (Shotgun) B.Bortles sacked at JAX 11 for -9 yards (J.Casey).	
	Timeout #2 by TEN at 00:58.	
2-19-JAX 11	(:58) (Shotgun) B.Bortles pass incomplete short left to C.Shorts.	
3-19-JAX 11	(:55) (Shotgun) J.Todman left end to JAX 13 for 2 yards (B.Wreh-Wilson).	
	Timeout #3 by TEN at 00:49.	
4-17-JAX 13	(:49) (Punt formation) B.Anger punts 52 yards to TEN 35, Center-C.Tinker. D.McCluster pushed ob at TEN 40 for 5 yards (L.Reynolds).	

Tennessee Titans at 0:39

Jacksonville Jaguars vs Tennessee Titans at LP Field

1-10-TEN 40	(:39) (Shotgun) C.Whitehurst pass incomplete short right to L.Washington [R.Davis].							
2-10-TEN 40	(:32) (Shotgun) C.Whitehurst sacked at TEN 31 for -9 yards (C.Clemons).							
END OF QUARTER		Time	First Downs				Efficiencies	
	Score	Poss	R	P	X	T	3 Down	4 Down
Jacksonville Jaguars	7	8:17	1	3	0	4	1/4	0/0
Tennessee Titans	10	6:43	1	4	0	5	1/2	0/0

## First Half Summary

## PERIOD SCORES

Jaguars	7 0 = 7
Titans	3 7 = 10

## TIME OF POSSESSION

Jaguars	15:41
Titans	14:19

## Scoring Plays

Team	Qtr	Time	Play Description (Extra Point) (Drive Info)	Visitor	Home
Jaguars	1	11:17	S.Johnson 1 yd. run (J.Scobee kick) (7-80, 3:43)	7	0
Titans	1	0:44	R.Succop 25 yd. Field Goal (11-67, 6:01)	7	3
Titans	2	1:04	J.Battle 1 yd. run (R.Succop kick) (8-80, 4:30)	7	10

	Jacksonville Jaguars	Tennessee Titans
TOTAL FIRST DOWNS	10	8
First Downs Rushing-Passing-by Penalty	3 - 6 - 1	1 - 7 - 0
THIRD DOWN EFFICIENCY	3-7-43%	2-5-40%
TOTAL NET YARDS	142	188
Total Offensive Plays	31	27
NET YARDS RUSHING	29	16
NET YARDS PASSING	113	172
Gross Yards Passing	134	185
Times thrown-yards lost attempting to pass	3-21	2-13
Pass Attempts-Completions-Had Intercepted	14 - 11 - 0	16 - 10 - 0
Punts-Number and Average	4 - 47	2 - 50
Penalties-Number and Yards	1 - 5	3 - 27
Fumbles-Number and Lost	0 - 0	0 - 0
Red Zone Efficiency	1-1-100%	1-2-50%
Average Drive Start	JAX 19	TEN 30

## Jacksonville Jaguars

## Tennessee Titans

RUSHING										RUSHING									
	ATT	YDS	AVG	LG	TD						ATT	YDS	AVG	LG	TD				
S.Johnson	9	16	1.8	7	1	B.Sankey					7	12	1.7	7	0				
B.Bortles	2	12	6.0	11	0	D.McCluster					1	3	3.0	3	0				
J.Todman	3	1	0.3	2	0	J.Battle					1	1	1.0	1	1				
Total	14	29	2.1	11	1	Total					9	16	1.8	7	1				
PASSING										PASSING									
	ATT	CMP	YDS	SK/YD	TD	LG	IN	RT			ATT	CMP	YDS	SK/YD	TD	LG	IN	RT	
B.Bortles	14	11	134	3/21	0	59	0	106.5	C.Whitehurst		16	10	185	2/13	0	38	0	102.3	
Total	14	11	134	3/21	0	59	0	106.5	Total		16	10	185	2/13	0	38	0	102.3	
PASS RECEIVING										PASS RECEIVING									
	TAR	REC	YDS	AVG	LG	TD					TAR	REC	YDS	AVG	LG	TD			
A.Robinson	4	3	23	7.7	15	0	J.Hunter				3	2	60	30.0	38	0			
D.Robinson	2	2	17	8.5	12	0	D.Walker				4	2	55	27.5	37	0			
C.Shorts	3	2	11	5.5	8	0	D.McCluster				2	2	30	15.0	25	0			
C.Harbor	1	1	59	59.0	59	0	N.Washington				2	2	23	11.5	17	0			
W.Ta'ufo'ou	1	1	14	14.0	14	0	L.Washington				3	1	11	11.0	11	0			
A.Hurns	1	1	10	10.0	10	0	K.Wright				1	1	6	6.0	6	0			
J.Todman	2	1	0	0.0	0	0													
Total	14	11	134	12.2	59	0	Total				15	10	185	18.5	38	0			

## Jacksonville Jaguars

## Regular Defensive Plays

## Special Teams

## Misc

	TKL	AST	COMB	SK	/ YDS	TFL	Q	IN	PD	FF	FR	TKL	AST	FF	FR	BL	TKL	AST	FF	FR
J.Evans	5	0	5	0	0	0	0	0	0	0	0	0	0	0	0	0	0	0	0	0
J.Cyprien	2	3	5	0	0	0	0	0	0	0	0	1	0	0	0	0	0	0	0	0
E.Hood	2	0	2	1	4	1	1	0	0	0	0	0	0	0	0	0	0	0	0	0
P.Posluszny	2	0	2	0	0	0	0	0	0	0	0	0	0	0	0	0	0	0	0	0
Total	11	3	14	1	4	1	1	0	0	0	0	1	0	0	0	0	0	0	0	0

10/12/2014 at LP Field

[illegible]

## Play By Play

## Third Quarter

10/12/2014

TEN elects to Receive, and JAX elects to defend the South goal.

J.Scobee kicks 65 yards from JAX 35 to end zone, Touchback.

Tennessee Titans at 15:00

1-10-TEN 20	(15:00) C.Whitehurst pass incomplete short right to J.Hunter.	
2-10-TEN 20	(14:54) (Shotgun) B.Sankey up the middle to TEN 25 for 5 yards (J.Evans).	
3-5-TEN 25	(14:16) (Shotgun) C.Whitehurst pass incomplete short left to K.Wright.	
	PENALTY on JAX-C.Clemons, Defensive Offside, 5 yards, enforced at TEN 25 - No Play.	X9
<u>1-10-TEN 30</u>	(14:11) B.Sankey up the middle to TEN 31 for 1 yard (S.Marks).	
2-9-TEN 31	(13:36) (Shotgun) C.Whitehurst pass short middle to D.McCluster to TEN 40 for 9 yards (G.Hayes; P.Posluszny).	P10
	Timeout #1 by TEN at 12:48.	
<u>1-10-TEN 40</u>	(12:48) C.Whitehurst pass incomplete short left to D.Walker.	
2-10-TEN 40	(12:43) (Shotgun) C.Whitehurst pass short left to B.Sankey to TEN 47 for 7 yards (J.Cyprien). JAX-A.Ball was injured during the play. His return is Questionable. JAX-G.Hayes was injured during the play. His return is Questionable.	
3-3-TEN 47	(12:17) (Shotgun) C.Whitehurst pass incomplete short right to D.Walker (S.Marks).	
	PENALTY on JAX-W.Blackmon, Illegal Contact, 5 yards, enforced at TEN 47 - No Play.	X11
<u>1-10-JAX 48</u>	(12:13) (Shotgun) B.Sankey left tackle to JAX 26 for 22 yards (J.Cyprien).	R12
<u>1-10-JAX 26</u>	(11:39) (No Huddle, Shotgun) B.Sankey left guard to JAX 19 for 7 yards (A.Jones).	
2-3-JAX 19	(11:12) (Shotgun) B.Sankey left guard to JAX 11 for 8 yards (J.Cyprien).	R13
<u>1-10-JAX 11</u>	(10:33) (Shotgun) C.Whitehurst pass short left to D.McCluster to JAX 7 for 4 yards (T.Smith).	
2-6-JAX 7	(9:47) C.Whitehurst pass incomplete short right to C.Coffman.	
3-6-JAX 7	(9:41) (Shotgun) C.Whitehurst pass short left to D.McCluster to JAX 3 for 4 yards (T.Smith).	
	Timeout #2 by TEN at 08:57.	
4-2-JAX 3	(8:56) (Field Goal formation) R.Succop 21 yard field goal is GOOD, Center-B.Brinkley, Holder-B.Kern.	

JAX 7 TEN 13, 13 plays, 77 yards, 2 penalties, 6:08 drive, 6:08 elapsed

R.Succop kicks 70 yards from TEN 35 to JAX -5. J.Todman to JAX 20 for 25 yards (M.Griffin).

PENALTY on JAX-L.Reynolds, Offensive Holding, 10 yards, enforced at JAX 20.

Jacksonville Jaguars at 8:52, (1st play from scrimmage 8:46)

1-10-JAX 10	(8:46) D.Robinson left guard to JAX 13 for 3 yards (J.Casey).	
2-7-JAX 13	(8:03) B.Bortles pass incomplete deep right to C.Shorts (J.McCourty).	
3-7-JAX 13	(7:57) (Shotgun) B.Bortles scrambles up the middle to JAX 22 for 9 yards (G.Wilson).	R11
<u>1-10-JAX 22</u>	(7:24) (No Huddle, Shotgun) B.Bortles pass short right to C.Shorts to JAX 30 for 8 yards (M.Huff; J.McCourty).	
2-2-JAX 30	(6:48) B.Bortles pass incomplete short right to C.Shorts.	
3-2-JAX 30	(6:42) B.Bortles pass short left to M.Lee ran ob at JAX 40 for 10 yards (D.Stafford).	P12
<u>1-10-JAX 40</u>	(6:18) B.Bortles pass short left to W.Ta'ufou'u to JAX 46 for 6 yards (M.Griffin).	
2-4-JAX 46	(5:50) (No Huddle) D.Robinson right end to TEN 48 for 6 yards (M.Martin).	R13
	Timeout #1 by JAX at 05:13.	
<u>1-10-TEN 48</u>	(5:13) B.Bortles pass incomplete deep left to J.Todman.	
2-10-TEN 48	(5:05) (Shotgun) B.Bortles pass short left to C.Harbor to TEN 36 for 12 yards (W.Woodyard).	P14
<u>1-10-TEN 36</u>	(4:33) (No Huddle) B.Bortles pass short right to C.Shorts to TEN 25 for 11 yards (J.McCourty).	P15
<u>1-10-TEN 25</u>	(3:58) (No Huddle) B.Bortles pass incomplete short right to C.Harbor.	
2-10-TEN 25	(3:54) (Shotgun) B.Bortles pass short right to S.Johnson pushed ob at TEN 29 for -4 yards (W.Woodyard).	
3-14-TEN 29	(3:14) (Shotgun) B.Bortles pass short left intended for A.Hurns INTERCEPTED by B.Wreh-Wilson at TEN 16. B.Wreh-Wilson to 50 for 34 yards (C.Harbor).	

Tennessee Titans at 3:03

1-10-50	(3:03) D.McCluster right tackle to JAX 47 for 3 yards (A.Jones).	
2-7-JAX 47	(2:24) (Shotgun) C.Whitehurst pass short right to D.McCluster to JAX 42 for 5 yards (D.McCray).	
3-2-JAX 42	(1:43) (Shotgun) C.Whitehurst pass deep middle to J.Hunter to JAX 25 for 17 yards (J.Cyprien).	P14
	Penalty on JAX-C.Clemons, Defensive Offside, declined.	
<u>1-10-JAX 25</u>	(1:25) (No Huddle, Shotgun) B.Sankey left end to JAX 25 for no gain (J.Cyprien).	
2-10-JAX 25	(:45) (Shotgun) C.Whitehurst sacked at JAX 28 for -3 yards (W.Blackmon). FUMBLES (W.Blackmon), recovered by TEN-D.Walker at JAX 24. D.Walker to JAX 24 for no gain (S.Marks).	



Jacksonville Jaguars vs Tennessee Titans at LP Field

END OF QUARTER

Score	Time Poss	First Downs				Efficiencies	
		R	P	X	T	3 Down	4 Down
Jacksonville Jaguars	7 5:49	2	3	0	5	2/3	0/0
Tennessee Titans	13 9:11	2	2	2	6	1/2	0/0

## Play By Play

## Fourth Quarter

10/12/2014

Tennessee Titans continued.

- 3-9-JAX 24 (15:00) (Shotgun) C.Whitehurst pass incomplete short right to D.Walker (J.Cyprien) [P.Posluszny].
- 4-9-JAX 24 (14:54) (Field Goal formation) R.Succop 42 yard field goal is GOOD, Center-B.Brinkley, Holder-B.Kern.

JAX 7 TEN 16, 7 plays, 26 yards, 3:14 drive, 0:11 elapsed

R.Succop kicks 65 yards from TEN 35 to end zone, Touchback.

Jacksonville Jaguars at 14:49

- 1-10-JAX 20 (14:49) (Shotgun) B.Bortles pass incomplete short left to A.Sanders.
- 2-10-JAX 20 (14:45) (Shotgun) B.Bortles pass short left to A.Robinson to JAX 26 for 6 yards (M.Huff).
- 3-4-JAX 26 (14:11) (Shotgun) B.Bortles pass short left to A.Robinson to JAX 33 for 7 yards (B.Wreh-Wilson). P16
- 1-10-JAX 33 (13:47) (No Huddle, Shotgun) B.Bortles pass short right to C.Shorts to JAX 38 for 5 yards (J.McCourty).
- 2-5-JAX 38 (13:23) (No Huddle, Shotgun) B.Bortles pass short left to D.Robinson to JAX 35 for -3 yards (J.Casey).
- 3-8-JAX 35 (12:43) (Shotgun) B.Bortles sacked at JAX 23 for -12 yards (M.Huff).
- 4-20-JAX 23 (12:05) (Punt formation) B.Anger punts 56 yards to TEN 21, Center-C.Tinker. D.McCluster to TEN 31 for 10 yards (L.Reynolds).
- PENALTY on TEN-Z.Gooden, Illegal Block Above the Waist, 10 yards, enforced at TEN 26.

Tennessee Titans at 11:53

- 1-10-TEN 16 (11:53) B.Sankey up the middle to TEN 20 for 4 yards (R.Miller).  
Jacksonville challenged the fumble ruling, and the play was Upheld. The ruling on the field was confirmed. (Timeout #2.)
- 2-6-TEN 20 (11:19) B.Sankey left tackle to TEN 22 for 2 yards (P.Posluszny; J.Evans).
- 3-4-TEN 22 (10:42) (Shotgun) C.Whitehurst pass incomplete short right to D.Walker (S.Marks).  
Penalty on TEN-K.Wright, Offensive Pass Interference, declined.
- 4-4-TEN 22 (10:37) (Punt formation) B.Kern punts 69 yards to JAX 9, Center-B.Brinkley. A.Sanders to JAX 28 for 19 yards (J.Anderson).  
PENALTY on JAX-J.Evans, Illegal Block Above the Waist, 5 yards, enforced at JAX 11.

Jacksonville Jaguars at 10:24

- 1-10-JAX 6 (10:24) B.Bortles pass incomplete deep left to C.Shorts.
- 2-10-JAX 6 (10:17) S.Johnson left end to JAX 11 for 5 yards (B.Wreh-Wilson). TEN-A.Williamson was injured during the play. His return is Questionable.  
PENALTY on JAX-L.Joeckel, Clipping, 5 yards, enforced at JAX 11.
- 2-10-JAX 6 (10:00) (Shotgun) B.Bortles pass incomplete short middle to A.Hurns.
- 3-10-JAX 6 (9:56) (Shotgun) B.Bortles pass short left to C.Shorts to JAX 11 for 5 yards (W.Woodyard).
- 4-5-JAX 11 (9:19) (Punt formation) B.Anger punts 42 yards to TEN 47, Center-C.Tinker. D.McCluster to TEN 49 for 2 yards (J.Todman).

Tennessee Titans at 9:10

- 1-10-TEN 49 (9:10) C.Whitehurst right end to JAX 49 for 2 yards (J.Cyprien).
- 2-8-JAX 49 (8:41) (Shotgun) B.Sankey right guard to JAX 44 for 5 yards (J.Cyprien).
- 3-3-JAX 44 (8:04) (Shotgun) C.Whitehurst pass short left to D.Walker to JAX 42 for 2 yards (J.Cyprien).
- 4-1-JAX 42 (7:20) (Punt formation) B.Kern punts 42 yards to end zone, Center-B.Brinkley, Touchback.

Jacksonville Jaguars at 7:12

- 1-10-JAX 20 (7:12) D.Robinson left tackle to JAX 25 for 5 yards (J.Casey).
- 2-5-JAX 25 (6:43) (No Huddle, Shotgun) D.Robinson up the middle to JAX 29 for 4 yards (A.Williamson).
- 3-1-JAX 29 (6:16) (No Huddle, Shotgun) D.Robinson up the middle to JAX 33 for 4 yards (D.Morgan). R17
- 1-10-JAX 33 (5:54) (No Huddle, Shotgun) B.Bortles pass short left to A.Robinson to JAX 41 for 8 yards (B.Wreh-Wilson).
- 2-2-JAX 41 (5:32) (No Huddle, Shotgun) B.Bortles left end to JAX 47 for 6 yards (S.Phillips). R18
- 1-10-JAX 47 (5:05) (No Huddle, Shotgun) B.Bortles pass incomplete short middle to C.Harbor.  
PENALTY on TEN-M.Griffin, Defensive Pass Interference, 11 yards, enforced at JAX 47 - No Play. X19
- 1-10-TEN 42 (5:01) (No Huddle) B.Bortles pass short right to M.Lee to TEN 26 for 16 yards (J.McCourty). P20
- 1-10-TEN 26 (4:39) (No Huddle, Shotgun) B.Bortles pass short right to C.Shorts to TEN 10 for 16 yards (J.McCourty). FUMBLES (J.McCourty),  
RECOVERED by TEN-A.Williamson at TEN 8. A.Williamson pushed ob at TEN 49 for 41 yards (L.Joeckel).

Tennessee Titans at 4:25

- 1-10-TEN 49 (4:25) B.Sankey left tackle to TEN 48 for -1 yards (J.Cyprien).
- 2-11-TEN 48 (3:39) B.Sankey left guard to TEN 44 for -4 yards (S.Marks).  
Timeout #3 by JAX at 03:30.
- 3-15-TEN 44 (3:30) (Shotgun) L.Washington right guard to TEN 45 for 1 yard (C.Clemons; A.Branch).
- 4-14-TEN 45 (2:51) (Punt formation) B.Kern punts 38 yards to JAX 17, Center-B.Brinkley, fair catch by A.Sanders.

Jacksonville Jaguars at 2:43

Jacksonville Jaguars vs Tennessee Titans at LP Field

1-10-JAX 17	(2:43) (Shotgun) B.Bortles pass short left to A.Robinson to JAX 29 for 12 yards (B.Wreh-Wilson).	P21
<u>1-10-JAX 29</u>	(2:21) (No Huddle, Shotgun) B.Bortles scrambles right tackle to JAX 40 for 11 yards (W.Woodyard; D.Morgan).	R22
Two-Minute Warning		
<u>1-10-JAX 40</u>	(2:00) (Shotgun) B.Bortles pass short right to C.Shorts to TEN 49 for 11 yards (J.McCourty).	P23
<u>1-10-TEN 49</u>	(1:41) B.Bortles pass incomplete deep right to C.Shorts. The Replay Official challenged the pass completion ruling, and the play was REVERSED. B.Bortles pass deep right to C.Shorts to TEN 26 for 23 yards (J.McCourty).	P24
<u>1-10-TEN 26</u>	(1:32) B.Bortles sacked at TEN 27 for -1 yards (S.Phillips).	
2-11-TEN 27	(1:08) (No Huddle, Shotgun) B.Bortles pass short left to A.Robinson ran ob at TEN 15 for 12 yards.	P25
<u>1-10-TEN 15</u>	(1:03) (Shotgun) B.Bortles sacked at TEN 20 for -5 yards (K.Wimbley). TEN-K.Wimbley was injured during the play. His return is Questionable. Timeout #3 by TEN at 00:50. Timeout charged due to injury on the previous play.	
2-15-TEN 20	(:50) (Shotgun) B.Bortles pass incomplete deep right to C.Shorts.	
3-15-TEN 20	(:43) (Shotgun) B.Bortles pass short middle to C.Harbor for 20 yards, TOUCHDOWN. J.Scobee extra point is GOOD, Center-C.Tinker, Holder-B.Anger.	P26

JAX 14 TEN 16, 9 plays, 83 yards, 2:06 drive, 14:23 elapsed

(Onside Kick formation) J.Scobee kicks 7 yards from JAX 35 to JAX 42, impetus ends at JAX 44. RECOVERED by JAX-L.Reynolds.

Jacksonville Jaguars at 0:37, (1st play from scrimmage 0:36)

1-10-JAX 42	(:36) (Shotgun) B.Bortles pass incomplete short right to C.Shorts (D.Morgan).	
2-10-JAX 42	(:32) (Shotgun) B.Bortles pass short right to C.Shorts to TEN 45 for 13 yards (J.McCourty).	P27
<u>1-10-TEN 45</u>	(:17) B.Bortles spiked the ball to stop the clock.	
2-10-TEN 45	(:17) (Shotgun) B.Bortles pass short left to A.Hurns ran ob at TEN 37 for 8 yards.	
3-2-TEN 37	(:12) (Field Goal formation) J.Scobee 55 yard field goal is BLOCKED (S.Hill), Center-C.Tinker, Holder-B.Anger.	

Tennessee Titans at 0:03

1-10-TEN 45	(:03) C.Whitehurst kneels to TEN 44 for -1 yards.
-------------	---

END OF QUARTER

	Score	Time Poss	First Downs				Efficiencies	
			R	P	X	T	3 Down	4 Down
Jacksonville Jaguars	14	9:37	3	8	1	12	3/5	0/0
Tennessee Titans	16	5:23	0	0	0	0	0/4	0/0

## Final Defensive Statistics

## Jacksonville Jaguars

## Regular Defensive Plays

## Special Teams

## Misc

	TKL	AST	COMB	SK	/ YDS	TFL	Q	IN	PD	FF	FR	TKL	AST	FF	FR	BL	TKL	AST	FF	FR
J.Cyprien	11	3	14	0	0	1	0	0	1	0	0	1	0	0	0	0	0	0	0	0
J.Evans	6	1	7	0	0	0	0	0	0	0	0	0	0	0	0	0	0	0	0	0
S.Marks	4	0	4	0	0	1	0	0	1	0	0	0	0	0	0	0	0	0	0	0
P.Posluszny	2	2	4	0	0	0	1	0	0	0	0	0	0	0	0	0	0	0	0	0
G.Hayes	1	2	3	0	0	0	0	0	0	0	0	0	0	0	0	0	0	0	0	0
E.Hood	2	0	2	1	4	1	1	0	0	0	0	0	0	0	0	0	0	0	0	0
R.Miller	2	0	2	0	0	1	0	0	0	0	0	0	0	0	0	0	0	0	0	0
A.Jones	2	0	2	0	0	0	0	0	0	0	0	0	0	0	0	0	0	0	0	0
T.Smith	2	0	2	0	0	0	0	0	0	0	0	0	0	0	0	0	0	0	0	0
C.Clemons	1	1	2	1	9	1	1	0	0	0	0	0	0	0	0	0	0	0	0	0
W.Blackmon	1	1	2	1	0	0	0	0	0	1	0	0	0	0	0	0	0	0	0	0
D.McCray	1	1	2	0	0	0	0	0	0	0	0	0	0	0	0	0	0	0	0	0
R.Bryant	1	0	1	0	0	0	0	0	0	0	0	0	0	0	0	0	0	0	0	0
A.Ball	1	0	1	0	0	0	0	0	0	0	0	0	0	0	0	0	0	0	0	0
A.Branch	0	1	1	0	0	0	1	0	0	0	0	0	0	0	0	0	0	0	0	0
R.Davis	0	0	0	0	0	0	1	0	0	0	0	0	0	0	0	0	0	0	0	0
L.Reynolds	0	0	0	0	0	0	0	0	0	0	0	2	0	0	0	0	0	0	0	0
D.Watson	0	0	0	0	0	0	0	0	0	0	0	1	0	0	0	0	0	0	0	0
J.Todman	0	0	0	0	0	0	0	0	0	0	0	1	0	0	0	0	0	0	0	0
C.Harbor	0	0	0	0	0	0	0	0	0	0	0	0	0	0	0	0	1	0	0	0
L.Joeckel	0	0	0	0	0	0	0	0	0	0	0	0	0	0	0	0	1	0	0	0
Total	37	12	49	3	13	5	5	0	2	1	0	5	0	0	0	0	2	0	0	0

TKL = Tackle AST = Assist COMB = Combined QH=QB Hit IN = Interception PD = Pass Defense FF = Forced Fumble FR = Fumble Recovery

## Tennessee Titans

## Regular Defensive Plays

## Special Teams

## Misc

	TKL	AST	COMB	SK	/ YDS	TFL	QH	IN	PD	FF	FR	TKL	AST	FF	FR	BL	TKL	AST	FF	FR
B.Wreh-Wilson	10	1	11	0	0	0	0	1	2	0	0	0	0	0	0	0	0	0	0	0
J.McCourty	10	1	11	0	0	0	0	0	1	1	0	0	0	0	0	0	0	0	0	0
J.Casey	7	2	9	2	13	3	3	0	0	0	0	0	0	0	0	0	0	0	0	0
W.Woodyard	4	2	6	0	0	1	0	0	0	0	0	0	0	0	0	0	0	0	0	0
M.Huff	3	1	4	1	12	1	1	0	0	0	0	0	0	0	0	0	0	0	0	0
S.Phillips	3	0	3	1	1	1	1	0	0	0	0	0	0	0	0	0	0	0	0	0
A.Williamson	3	0	3	0	0	1	0	0	0	0	1	0	0	0	0	0	0	0	0	0
M.Griffin	2	0	2	0	0	0	0	0	0	0	0	1	0	0	0	0	0	0	0	0
R.Pitoitua	2	0	2	0	0	1	0	0	0	0	0	0	0	0	0	0	0	0	0	0
D.Stafford	2	0	2	0	0	0	0	0	0	0	0	0	0	0	0	0	0	0	0	0
K.Wimbley	1	1	2	1	5	1	1	0	0	0	0	0	0	0	0	0	0	0	0	0
D.Morgan	1	1	2	0	0	0	0	0	1	0	0	0	0	0	0	0	0	0	0	0
G.Wilson	1	1	2	0	0	0	0	0	0	0	0	0	0	0	0	0	0	0	0	0
K.Klug	1	0	1	1	8	1	1	0	0	0	0	0	0	0	0	0	0	0	0	0
A.Woods	1	0	1	0	0	0	0	0	0	0	0	0	0	0	0	0	0	0	0	0
M.Martin	1	0	1	0	0	0	0	0	0	0	0	0	0	0	0	0	0	0	0	0
Q.Groves	0	0	0	0	0	0	0	0	0	0	0	1	0	0	0	0	0	0	0	0
J.Anderson	0	0	0	0	0	0	0	0	0	0	0	1	0	0	0	0	0	0	0	0
S.Hill	0	0	0	0	0	0	0	0	0	0	0	0	0	0	0	1	0	0	0	0
D.Walker	0	0	0	0	0	0	0	0	0	0	0	0	0	0	0	0	0	0	0	1
Total	52	10	62	6	39	10	7	1	4	1	1	3	0	0	0	1	0	0	0	1

# Ball Possession And Drive Chart

## Jacksonville Jaguars

#	Time Recd	Time Lost	Time Poss	How Ball Obtained	Drive Began	# Play	Yds Gain	Yds Pen	Net Yds	1st Down	Last Scrm	How Given Up
1	15:00	11:17	3:43	Kickoff	JAX 20	7	75	5	80	4	* TEN 1	Touchdown
2	9:42	6:45	2:57	Punt	JAX 16	6	17	0	17	1	JAX 33	Punt
3	0:44	11:13	4:31	Kickoff	JAX 20	8	36	0	36	3	TEN 44	Punt
4	9:39	5:34	4:05	Punt	JAX 20	7	21	-5	16	2	JAX 36	Punt
5	1:04	0:39	0:25	Kickoff	JAX 20	3	-7	0	-7	0	JAX 13	Punt
6	8:52	3:03	5:49	Kickoff	JAX 10	14	61	0	61	5	TEN 29	Interception
7	14:49	11:53	2:56	Kickoff	JAX 20	6	3	0	3	1	JAX 23	Punt
8	10:24	9:10	1:14	Punt	JAX 6	4	10	-5	5	0	JAX 11	Punt
9	7:12	4:25	2:47	Punt	JAX 20	7	59	11	70	4	TEN 26	Fumble
10	2:43	0:37	2:06	Punt	JAX 17	9	83	0	83	6	* TEN 20	Touchdown
11	0:37	0:03	0:34	Own Kickoff	JAX 42	5	21	0	21	1	TEN 37	Missed FG

(211) Average JAX 19

## Tennessee Titans

#	Time Recd	Time Lost	Time Poss	How Ball Obtained	Drive Began	# Play	Yds Gain	Yds Pen	Net Yds	1st Down	Last Scrm	How Given Up
1	11:17	9:42	1:35	Kickoff	TEN 47	3	-1	0	-1	0	TEN 46	Punt
2	6:45	0:44	6:01	Punt	TEN 26	11	67	0	67	3	* JAX 7	Field Goal
3	11:13	9:39	1:34	Punt	TEN 17	4	41	-12	29	1	TEN 46	Punt
4	5:34	1:04	4:30	Punt	TEN 20	8	90	-10	80	4	* JAX 1	Touchdown
5	0:39	0:00	0:39	Punt	TEN 40	2	-9	0	-9	0	TEN 40	End of Half
6	15:00	8:52	6:08	Kickoff	TEN 20	13	67	10	77	5	* JAX 3	Field Goal
7	3:03	14:49	3:14	Interception	50	7	26	0	26	1	JAX 24	Field Goal
8	11:53	10:24	1:29	Punt	TEN 16	3	6	0	6	0	TEN 22	Punt
9	9:10	7:12	1:58	Punt	TEN 49	3	9	0	9	0	JAX 42	Punt
10	4:25	2:43	1:42	Fumble	TEN 49	3	-4	0	-4	0	TEN 45	Punt
11	0:03	0:00	0:03	Missed FG	TEN 45	1	-1	0	-1	0	TEN 45	End of Game

(379) Average TEN 34

\* inside opponent's 20

Time of Possession by Quarter		1st	2nd	3rd	4th	OT	Total
Visitor	Jacksonville Jaguars	7:24	8:17	5:49	9:37		31:07
Home	Tennessee Titans	7:36	6:43	9:11	5:23		28:53
Kickoff Drive No.-Start Average		Jaguars: 5 - JAX 18		Titans: 2 - TEN 34			

# Miscellaneous Statistics Report

Jacksonville Jaguars vs Tennessee Titans

10/12/2014 at LP Field

## Ten Longest Plays for Jacksonville Jaguars

Yards	Qtr	Play Start	Play Description
59	1	2-10-JAX 34	(12:50) B.Bortles pass deep right to C.Harbor to TEN 7 for 59 yards (M.Griffin) [J.Casey].
23	4	1-10-TEN 49	(1:41) B.Bortles pass incomplete deep right to C.Shorts. The Replay Official challenged the pass completion ruling, and the play was REVERSED. B.Bortles pass deep right to C.Shorts to TEN 26 for 23 yards (J.McCourty).
20	4	3-15-TEN 20	(:43) (Shotgun) B.Bortles pass short middle to C.Harbor for 20 yards, TOUCHDOWN.
16	4	1-10-TEN 42	(5:01) (No Huddle) B.Bortles pass short right to M.Lee to TEN 26 for 16 yards (J.McCourty).
15	2	1-10-JAX 31	(15:00) (Shotgun) B.Bortles pass short right to A.Robinson pushed ob at JAX 46 for 15 yards (M.Huff).
14	2	1-10-JAX 20	(9:39) B.Bortles pass short left to W.Ta'ufo'ou to JAX 34 for 14 yards (G.Wilson; B.Wreh-Wilson).
13	4	2-10-JAX 42	(:32) (Shotgun) B.Bortles pass short right to C.Shorts to TEN 45 for 13 yards (J.McCourty).
12	2	2-11-JAX 45	(13:48) B.Bortles pass short right to D.Robinson to TEN 43 for 12 yards (S.Phillips).
12	3	2-10-TEN 48	(5:05) (Shotgun) B.Bortles pass short left to C.Harbor to TEN 36 for 12 yards (W.Woodyard).
12	4	1-10-JAX 17	(2:43) (Shotgun) B.Bortles pass short left to A.Robinson to JAX 29 for 12 yards (B.Wreh-Wilson).

## Ten Longest Plays for Tennessee Titans

Yards	Qtr	Play Start	Play Description
38	2	1-10-TEN 17	(11:13) C.Whitehurst pass deep left to J.Hunter to JAX 45 for 38 yards (P.Posluszny).
37	2	2-13-TEN 17	(4:51) (Shotgun) C.Whitehurst pass deep right to D.Walker to JAX 46 for 37 yards (J.Evans).
25	1	2-9-JAX 35	(3:26) (Shotgun) C.Whitehurst pass short left to D.McCluster pushed ob at JAX 10 for 25 yards (J.Evans).
22	2	2-10-JAX 23	(1:56) C.Whitehurst pass deep right to J.Hunter to JAX 1 for 22 yards (J.Evans).
22	3	1-10-JAX 48	(12:13) (Shotgun) B.Sankey left tackle to JAX 26 for 22 yards (J.Cyprien).
18	1	3-1-TEN 35	(5:32) (Shotgun) C.Whitehurst pass short left to D.Walker pushed ob at JAX 47 for 18 yards (J.Evans).
17	2	3-4-JAX 40	(2:47) C.Whitehurst pass short middle to N.Washington to JAX 23 for 17 yards (A.Ball).
17	3	3-2-JAX 42	(1:43) (Shotgun) C.Whitehurst pass deep middle to J.Hunter to JAX 25 for 17 yards (J.Cyprien).
11	1	2-10-JAX 47	(4:51) (Shotgun) C.Whitehurst pass short right to L.Washington to JAX 36 for 11 yards (J.Evans).
9	3	2-9-TEN 31	(13:36) (Shotgun) C.Whitehurst pass short middle to D.McCluster to TEN 40 for 9 yards (G.Hayes; P.Posluszny).

## Touchdown Scoring Information

		Offense	Defense	Special Teams
VISITOR	Jacksonville Jaguars	2	0	0
HOME	Tennessee Titans	1	0	0

## Player Scoring Information

Club	Player	TD	Rush TD	Rec TD	KO TD	Punt TD	Int TD	Fum TD	Misc TD	FG	XP	2Pt Rush	2Pt Rec	Sfty	Points
JAX	S.Johnson	0	1	0	0	0	0	0	0	0	0	0	0	0	6
JAX	C.Harbor	0	0	1	0	0	0	0	0	0	0	0	0	0	6
JAX	J.Scobee	0	0	0	0	0	0	0	0	0	2	0	0	0	2
TEN	R.Succop	0	0	0	0	0	0	0	0	3	1	0	0	0	10
TEN	J.Battle	0	1	0	0	0	0	0	0	0	0	0	0	0	6

## Possession Detail

	First Half		Second Half		Game	
	Visitor	Home	Visitor	Home	Visitor	Home
Largest Lead	7	3	0	9	7	9
Drives Leading	3	1	0	6	3	7
Time of Possession Leading	11:33	0:39	0:00	14:34	11:33	15:13
Largest Deficit	-3	-7	-9	0	-9	-7
Drives Trailing	1	4	6	0	7	4
Time of Possession Trailing	0:25	13:40	15:26	0:00	15:51	13:40
Times Score Tied Up		0		0		0
Lead Changes		2		0		2



## Playtime Percentage

Percent of playtime per player on offense, defense and special teams

Jacksonville Jaguars								Tennessee Titans							
		Offense		Defense		Special Teams			Offense		Defense		Special Teams		
Z Beadles	G	77	100%			3	12%	C Warmack	G	58	100%			4	15%
A Pasztor	T	77	100%			3	12%	B Schwenke	C	58	100%			4	15%
L Joeckel	T	77	100%			3	12%	T Lewan	T	58	100%			4	15%
B Linder	G	77	100%			3	12%	C Whitehurst	QB	58	100%				
B Bortles	QB	77	100%					M Oher	T	58	100%				
L Bowanko	C	77	100%					A Levitre	G	58	100%				
C Harbor	TE	74	96%					J Hunter	WR	54	93%				
A Robinson	WR	70	91%			1	4%	D Walker	TE	52	90%				
C Shorts	WR	62	81%					K Wright	WR	45	78%				
A Hurns	WR	49	64%			1	4%	N Washington	WR	42	72%				
J Todman	RB	33	43%			12	46%	B Sankey	RB	29	50%				
D Robinson	RB	30	39%			14	54%	D McCluster	RB	16	28%			6	23%
S Johnson	RB	19	25%					L Washington	RB	12	21%			3	12%
W Ta'ufo'ou	FB	18	23%			11	42%	C Coffman	TE	10	17%			7	27%
M Lee	WR	16	21%					B Brackett	TE	9	16%				
N Jacobs	TE	8	10%					J Battle	TE	8	14%			19	73%
A Sanders	WR	5	6%			5	19%	C Spencer	G	7	12%			4	15%
J Wells	T	1	1%					D Hagan	WR	4	7%			19	73%
J Evans	SS			58	100%	9	35%	K Klug	DT	1	2%	13	17%	6	23%
P Posluszny	LB			58	100%	4	15%	B Stingily	T	1	2%			4	15%
J Cyprien	SS			58	100%	2	8%	M Griffin	FS			77	100%	15	58%
A Ball	CB			56	97%	3	12%	B Wreh-Wilson	CB			76	99%	14	54%
W Blackmon	CB			43	74%	3	12%	J McCourty	CB			76	99%	3	12%
S Marks	DT			41	71%	4	15%	G Wilson	FS			71	92%	5	19%
G Hayes	LB			41	71%			D Morgan	LB			68	88%	3	12%
C Clemons	DE			38	66%	4	15%	A Williamson	LB			57	74%	14	54%
D McCray	CB			36	62%	12	46%	J Casey	DT			57	74%	2	8%
A Branch	DE			29	50%			M Huff	CB			54	70%	22	85%
R Miller	DT			29	50%			W Woodyard	LB			49	64%	3	12%
R Bryant	DE			27	47%	4	15%	D Stafford	SS			48	62%	19	73%
T Alualu	DE			23	40%	14	54%	S Phillips	LB			48	62%	2	8%
J Thomas	LB			19	33%	18	69%	S Hill	NT			45	58%	3	12%
D Gratz	CB			18	31%	10	38%	K Wimbley	LB			33	43%	5	19%
E Hood	DT			18	31%	8	31%	R Pitoitua	DE			33	43%	3	12%
A Jones	DT			16	28%	3	12%	M Martin	DT			25	32%	3	12%
T Smith	LB			15	26%	14	54%	A Woods	NT			11	14%		
R Davis	DE			12	21%	16	62%	Q Groves	LB			6	8%	19	73%
S Martin	FS			3	5%	14	54%	J Anderson	LB					19	73%
C Loston	SS					22	85%	Z Gooden	LB					19	73%
D Watson	LB					20	77%	B Brinkley	LS					9	35%
L Reynolds	LB					19	73%	R Succop	K					9	35%
C Tinker	LS					9	35%	B Kern	P					9	35%
B Anger	P					9	35%	B Harris	CB					6	23%
J Scobee	K					6	23%								
J McClendon	C					3	12%								

# 2014 TENNESSEE TITANS SEASON STATISTICS

## Won 2, Lost 4

Date	W-L	Score	OT	Opponent	Attendance
09/07	W	26-10		Kansas City	73,569*
09/14	L	10-26		Dallas	69,143*
09/21	L	7-33		at Cincinnati	56,743*
09/28	L	17-41		at Indianapolis	64,757*
10/05	L	28-29		Cleveland	69,143*
10/12	W	16-14		Jacksonville	69,143*
10/19				at Washington	
10/26				Houston	
11/09				at Baltimore	
11/17				Pittsburgh	
11/23				at Philadelphia	
11/30				at Houston	
12/07				New York Giants	
12/14				New York Jets	
12/18				at Jacksonville	
12/28				Indianapolis	

\* Sellout

Statistic	Tenn.	Opp.
<b>Total First Downs</b>	<b>111</b>	<b>151</b>
Rushing	35	50
Passing	63	85
Penalty	13	16
3rd Down: Made/Att	23/72	32/78
3rd Down Pct.	31.9	41.0
4th Down: Made/Att	1/4	1/5
4th Down Pct.	25.0	20.0
<b>Possession Avg.</b>	<b>27:31</b>	<b>32:29</b>
<b>Total Net Yards</b>	<b>2006</b>	<b>2250</b>
Avg. Per Game	334.3	375.0
Total Plays	355	420
Avg. Per Play	5.7	5.4
<b>Net Yards Rushing</b>	<b>697</b>	<b>766</b>
Avg. Per Game	116.2	127.7
Total Rushes	149	191
<b>Net Yards Passing</b>	<b>1309</b>	<b>1484</b>
Avg. Per Game	218.2	247.3
Sacked/Yards Lost	17/76	15/98
Gross Yards	1385	1582
Att./Completions	189/109	214/137
Completion Pct.	57.7	64.0
Had Intercepted	6	7
<b>Punts/Average</b>	<b>31/44.3</b>	<b>26/47.3</b>
<b>Net Punting Avg.</b>	<b>31/37.8</b>	<b>26/43.6</b>
<b>Penalties/Yards</b>	<b>46/423</b>	<b>38/297</b>
<b>Fumbles/Ball Lost</b>	<b>7/1</b>	<b>2/2</b>
<b>Touchdowns</b>	<b>11</b>	<b>17</b>
Rushing	4	6
Passing	7	11
Returns	0	0

Score By Periods	Q1	Q2	Q3	Q4	OT	PTS
<b>Team</b>	<b>10</b>	<b>48</b>	<b>30</b>	<b>16</b>	<b>0</b>	<b>104</b>
<b>Opponents</b>	<b>34</b>	<b>41</b>	<b>31</b>	<b>47</b>	<b>0</b>	<b>153</b>

Scoring	TD	Rush	Rec	Ret	K-PAT	FG	S	PTS
Succop	0	0	0	0	11/11	9/11	0	38
Walker	3	0	3	0			0	18
Wright	3	0	3	0			0	18
Battle	1	1	0	0			0	6
Greene	1	1	0	0			0	6
Hunter	1	0	1	0			0	6
Locker	1	1	0	0			0	6
Sankey	1	1	0	0			0	6
<b>Team</b>	<b>11</b>	<b>4</b>	<b>7</b>	<b>0</b>	<b>11/11</b>	<b>9/11</b>	<b>0</b>	<b>104</b>
<b>Opponents</b>	<b>17</b>	<b>6</b>	<b>11</b>	<b>0</b>	<b>17/17</b>	<b>10/12</b>	<b>2</b>	<b>153</b>

2-Pt Conv: TM 0-0, OPP 0-0

**Sacks:** Casey 4, Klug 2, Griffin 1, Hill 1, Huff 1, Phillips 1, Pitoitua 1, Pollard 1, Sensabaugh 1, Wimbley 1, Woodyard 1, **TM 15, OPP 17**

**FUM/Lost:** Locker 2/0, Whitehurst 2/0, Walker 1/0, L. Washington 1/0, Wright 1/1

Rushing	No.	Yds	Avg	Long	TD
Sankey	50	211	4.2	22	1
Greene	44	190	4.3	20	1
Locker	18	107	5.9	29	1
McCluster	21	76	3.6	16	0
Wright	2	43	21.5	38	0
Whitehurst	9	40	4.4	23	0
L. Washington	3	24	8.0	16	0
Battle	2	6	3.0	5	1
<b>Team</b>	<b>149</b>	<b>697</b>	<b>4.7</b>	<b>38</b>	<b>4</b>
<b>Opponents</b>	<b>191</b>	<b>766</b>	<b>4.0</b>	<b>22</b>	<b>6</b>

Receiving	No.	Yds	Avg	Long	TD
Walker	29	421	14.5	61t	3
Wright	26	229	8.8	28	3
Hunter	15	314	20.9	75t	1
N. Washington	12	160	13.3	20	0
McCluster	11	91	8.3	25	0
Sankey	4	39	9.8	13	0
L. Washington	4	29	7.3	11	0
Hagan	2	34	17.0	25	0
Stevens	2	26	13.0	20	0
Thompson	2	24	12.0	13	0
Coffman	2	18	9.0	9	0
<b>Team</b>	<b>109</b>	<b>1385</b>	<b>12.7</b>	<b>75t</b>	<b>7</b>
<b>Opponents</b>	<b>137</b>	<b>1582</b>	<b>11.5</b>	<b>59</b>	<b>11</b>

Interceptions	No.	Yds	Avg	Long	TD
Griffin	2	12	6.0	12	0
McCourt	2	0	0.0	0	0
Wreh-Wilson	1	34	34.0	34	0
Woodyard	1	7	7.0	7	0
Wilson	1	0	0.0	0	0
<b>Team</b>	<b>7</b>	<b>53</b>	<b>7.6</b>	<b>34</b>	<b>0</b>
<b>Opponents</b>	<b>6</b>	<b>20</b>	<b>3.3</b>	<b>8</b>	<b>0</b>

Punting	No.	Yds	Avg	Net	TB	In	Lg	B
Kern	30	1372	45.7	37.8	5	10	69	1
<b>Team</b>	<b>31</b>	<b>1372</b>	<b>44.3</b>	<b>37.8</b>	<b>5</b>	<b>10</b>	<b>69</b>	<b>1</b>
<b>Opponents</b>	<b>26</b>	<b>1231</b>	<b>47.3</b>	<b>43.6</b>	<b>3</b>	<b>10</b>	<b>64</b>	<b>0</b>

Punt Returns	Ret	FC	Yds	Avg	Long	TD
McCluster	10	7	38	3.8	7	0
<b>Team</b>	<b>10</b>	<b>7</b>	<b>38</b>	<b>3.8</b>	<b>7</b>	<b>0</b>
<b>Opponents</b>	<b>15</b>	<b>6</b>	<b>100</b>	<b>6.7</b>	<b>30</b>	<b>0</b>

Kickoff Returns	No.	Yds	Avg	Long	TD
L. Washington	10	206	20.6	50	0
Battle	1	21	21.0	21	0
<b>Team</b>	<b>11</b>	<b>227</b>	<b>20.6</b>	<b>50</b>	<b>0</b>
<b>Opponents</b>	<b>11</b>	<b>240</b>	<b>21.8</b>	<b>32</b>	<b>0</b>

Field Goals	1-19	20-29	30-39	40-49	50+
Succop	0/0	2/2	3/3	4/6	0/0
<b>Team</b>	<b>0/0</b>	<b>2/2</b>	<b>3/3</b>	<b>4/6</b>	<b>0/0</b>
<b>Opponents</b>	<b>0/0</b>	<b>1/1</b>	<b>4/4</b>	<b>4/5</b>	<b>1/2</b>

Succop: (36G,31G,46G,47G) (47G) (40N,44N) (36G) () (25G,21G,42G)  
**OPP:** (35G,48N) (48G,44G,51G,48G) (29G) (31G,30G) (38G,42G) (55B)

Passing	Att	Cmp	Yds	Cmp%	Yds/Att	TD	TD%	Int	Int%	Long	Sack/Lost	Rating
Locker	112	65	764	58.0	6.82	4	3.6	4	3.6	61t	9/34	75.9
Whitehurst	72	42	604	58.3	8.39	3	4.2	1	1.4	75t	8/42	93.8
Mettenberger	5	2	17	40.0	3.40	0	0.0	1	20.0	12	0/0	10.0
<b>Team</b>	<b>189</b>	<b>109</b>	<b>1385</b>	<b>57.7</b>	<b>7.33</b>	<b>7</b>	<b>3.7</b>	<b>6</b>	<b>3.2</b>	<b>75t</b>	<b>17/76</b>	<b>79.8</b>
<b>Opponents</b>	<b>214</b>	<b>137</b>	<b>1582</b>	<b>64.0</b>	<b>7.39</b>	<b>11</b>	<b>5.1</b>	<b>7</b>	<b>3.3</b>	<b>59</b>	<b>15/98</b>	<b>89.7</b>

## TITANS COLLAPSE IN CLOSING MINUTES

**BY JIM WYATT  
THE TENNESSEAN  
OCTOBER 20, 2014**

### PAGE 1C

LANDOVER, Md. – When the Titans took the field with the lead in the closing minutes, quarterback Charlie Whitehurst envisioned the game ending with a kneel-down and a win.

It didn't happen.

When the offense failed to eat up enough clock, it was linebacker Derrick Morgan's chance to visualize the finish – the Titans slamming the door on the Redskins and celebrating a victory.

"A turnover on downs, or a long missed field goal," Morgan said. "That's how it was supposed to end. That's how it should have ended."

But it didn't.

Instead, another Titans game finished in nightmare fashion. The Redskins survived a battle of bad teams on Sunday at FedEx Field, winning 19-17 with a field goal as time expired.

The Titans (2-5) allowed a winnable game to slip from their grasp and are off to their worst start since 2009, when they started 0-6. The Redskins (2-5) snapped a four-game losing streak.

"Every game is critical for us with where we are. The thing we have to do is play better than we did today," Titans coach Ken Whisenhunt said. "We just didn't make enough plays at the end unfortunately. But we shouldn't have come to that position."

With Whitehurst starting in place of Jake Locker (right thumb) for the second week in a row, the Titans managed to hang around.

When Whitehurst connected with Derek Hagan for a 38-yard touchdown with 7:41 remaining, the Titans led 17-16 and looked like they might eke out back-to-back wins. A blocked field goal in the closing seconds allowed them to beat the Jaguars last Sunday.

On this day, however, the Redskins blew past the Titans defense like a fence-jumper at the White House.

Behind backup quarterback Colt McCoy – who replaced a struggling Kirk Cousins at halftime – the Redskins moved 76 yards on 10 plays in just 3:14. Kai Forbath then kicked a 22-yard field goal on the final play of the game.

The Redskins celebrated. The Titans were left to answer for their mistakes.

A pass interference penalty on cornerback Jason McCourty was a killer on the final drive. It gave the Redskins the ball at the Tennessee 7 with 38 seconds left, and no one else stepped up to make a play in crunch time.

"It is frustrating," McCourty said. "As a defense we have to do a better job of getting off the field. I can't get a penalty on that drive. ... It hurts. You play decent the whole game, and then you can't get off the field. We have to be able to finish and come out with a win."

Until the final drive, the defense had limited the Redskins to field goals except for one inexcusable gaffe – McCoy's short throw that wide receiver Pierre Garcon turned into a 70-yard touchdown. Cornerback Blidi Wreh-Wilson missed a tackle and safety Michael Griffin took a bad angle, allowing what should have been a small gain become a major play.

The offense was making enough mistakes to prevent the Titans from taking control, however, and a special teams blunder – Dexter McCluster muffed a punt – led to a Washington field goal.

And just when it seemed like the Titans might finally take control – getting the ball back with 5:32 to play – they went three-and-out. A holding penalty on center Brian Schwenke crippled prospects for a time-consuming drive to run out the clock.

"I felt like I cost this team the game with that penalty," Schwenke said. "If we're at first-and-10 we could've started to run the clock out and the game ends with us taking a knee."

In reality, the loss wasn't on Schwenke, who had two penalties. It wasn't on McCourty. It wasn't on Whitehurst, who was far from spectacular but did enough for the Titans to win.

There were enough mistakes – and blame – to go around the locker room.

"We dug a hole, and we keep saying each and every week what we are going to do," Griffin said. "But sooner or later, we have to turn that into action, myself included. It's frustrating. The last six years we've had a losing season. It's almost like déjà vu, saying the same thing every year. It's really getting old."

###

# National Football League Game Summary

NFL Copyright © 2014 by The National Football League. All rights reserved. This summary and play-by-play is for the express purpose of assisting media in their coverage of the game; any other use of this material is prohibited without the written permission of the National Football League. Updated: 12/3/2014

Date: Sunday, 10/19/2014 Tennessee Titans at Washington Redskins Start Time: 1:02 PM EST  
at FedExField, Landover, MD

Game Day Weather  
Game Weather: Sunny Temp: 55° F (12.8° C) Humidity: 43%, Wind: NW 13 mph  
Played Outdoor on Turf: Grass Outdoor Weather: Sunny, Wind Chill: 44

Officials  
Referee: Anderson, Walt (66) Umpire: Rice, Jeff (44) Head Linesman: Stelljes, Steve (22)  
Line Judge: Boston, Byron (18) Side Judge: Meyer, Greg (78) Field Judge: Hall, Eugene (103)  
Back Judge: Miles, Terrence (111) Replay Official: Smith, Billy ()

Tennessee Titans				Washington Redskins			
Offense		Defense		Offense		Defense	
WR	85 N.Washington	DE	93 M.Martin	WR	88 P.Garcon	LDE	99 J.Jenkins
WR	15 J.Hunter	NT	94 S.Hill	LT	71 T.Williams	CB	30 E.Biggers
LT	77 T.Lewan	DT	99 J.Casey	LG	77 S.Lauvao	RDE	97 J.Hatcher
LG	67 A.Levitre	OLB	91 D.Morgan	C	78 K.Lichtensteiger	LOLB	91 R.Kerrigan
C	62 B.Schwenke	ILB	59 W.Woodyard	RG	66 C.Chester	MLB	52 K.Robinson
RG	70 C.Warmack	ILB	54 A.Williamson	RT	74 T.Polumbus	JLB	51 W.Compton
RT	72 M.Oher	OLB	95 K.Wimbley	TE	82 L.Paulsen	ROLB	98 B.Orakpo
TE	82 D.Walker	CB	25 B.Wreh-Wilson	WR	11 D.Jackson	LCB	26 B.Breeland
WR	13 K.Wright	SS	21 G.Wilson	QB	8 K.Cousins	RCB	39 D.Amerson
QB	12 C.Whitehurst	FS	33 M.Griffin	FB	36 D.Young	SS	31 B.Meriweather
RB	22 D.McCluster	CB	30 J.McCourty	RB	46 A.Morris	FS	25 R.Clark

Substitutions Substitutions  
P 6 B.Kern, K 8 R.Succop, RB 20 B.Sankey, DB 28 M.Huff, RB 29 L.Washington, CB 32 B.Harris, CB 38 B.Ghee, S 39 D.Stafford, FB 44 J.Battle, LS 48 B.Brinkley, LB 50 Z.Gooden, OLB 53 Q.Groves, LB 57 J.Anderson, OLB 58 S.Phillips, G/C 60 C.Spencer, T 68 B.Stingily, WR 80 D.Hagan, TE 86 C.Coffman, TE 89 B.Brackett, DL 90 D.Jones, DL 96 A.Woods, DL 97 K.Klug K 2 K.Forbath, P 5 T.Way, WR 12 A.Roberts, WR 14 R.Grant, QB 16 C.McCoy, CB 20 C.Minnifield, S 24 J.Sanford, RB 29 R.Helu, RB 32 S.Redd, S 34 T.Robinson, CB 38 G.Ducre, LB 53 J.Jeffcoat, LB 55 A.Hayward, LS 57 N.Sundberg, DL 64 K.Golston, T 68 T.Compton, DE 72 S.Bowen, DE 73 F.Kearse, TE 84 N.Paul, TE 86 J.Reed, WR 89 S.Moss, DL 92 C.Baker, LB 93 T.Murphy

Did Not Play Did Not Play  
QB 7 Z.Mettenberger, WR 17 K.Durham G 67 J.LeRibeus

Not Active Not Active  
QB 10 J.Locker, RB 23 S.Greene, CB 24 C.Sensabaugh, LB 56 A.Ayers, T 76 W.Svitek, TE 84 T.Thompson, DE 92 R.Pitoitua QB 10 R.Griffin, WR 15 A.Robinson, CB 22 T.Porter, LB 56 P.Riley, G 60 S.Long, T 76 M.Moses, DE 94 C.Geathers

Field Goals (made ( ) & missed)							
R.Succop		(36)	K.Forbath		(31)	(31)	(27) (22)
			1	2	3	4	OT Total
VISITOR:	Tennessee Titans		3	7	0	7	0 17
HOME:	Washington Redskins		3	3	7	6	0 19

Scoring Plays							
Team	Qtr	Time	Play Description (Extra Point) (Drive Info)			Visitor	Home
Redskins	1	10:08	K.Forbath 31 yd. Field Goal (9-67, 4:52)			0	3
Titans	1	3:41	R.Succop 36 yd. Field Goal (4--3, 1:31)			3	3
Redskins	2	7:34	K.Forbath 31 yd. Field Goal (10-68, 5:18)			3	6
Titans	2	1:04	K.Wright 14 yd. pass from C.Whitehurst (R.Succop kick) (5-37, 2:09)			10	6
Redskins	3	12:27	P.Garcon 70 yd. pass from C.McCoy (K.Forbath kick) (2-71, 0:48)			10	13
Redskins	4	13:27	K.Forbath 27 yd. Field Goal (5-15, 1:55)			10	16
Titans	4	7:41	D.Hagan 38 yd. pass from C.Whitehurst (R.Succop kick) (8-80, 5:46)			17	16
Redskins	4	0:00	K.Forbath 22 yd. Field Goal (10-76, 3:14)			17	19
Paid Attendance: 75,227						Time: 3:06	

## Final Team Statistics

	Visitor Titans	Home Redskins
TOTAL FIRST DOWNS	14	16
By Rushing	5	5
By Passing	6	9
By Penalty	3	2
THIRD DOWN EFFICIENCY	3-11-27%	3-11-27%
FOURTH DOWN EFFICIENCY	1-1-100%	0-0-0%
TOTAL NET YARDS	236	351
Total Offensive Plays (inc. times thrown passing)	49	57
Average gain per offensive play	4.8	6.2
NET YARDS RUSHING	76	100
Total Rushing Plays	22	26
Average gain per rushing play	3.5	3.8
Tackles for a loss-number and yards	2-3	4-8
NET YARDS PASSING	160	251
Times thrown - yards lost attempting to pass	1-0	3-16
Gross yards passing	160	267
PASS ATTEMPTS-COMPLETIONS-HAD INTERCEPTED	26-17-1	28-21-1
Avg gain per pass play (inc.# thrown passing)	5.9	8.1
KICKOFFS Number-In End Zone-Touchbacks	4-3-2	5-2-2
PUNTS Number and Average	5-39.2	3-41.3
Had Blocked	0	0
FGs - PATs Had Blocked	0-0	0-0
Net Punting Average	39.0	41.3
TOTAL RETURN YARDAGE (Not Including Kickoffs)	13	1
No. and Yards Punt Returns	1-0	1-1
No. and Yards Kickoff Returns	3-62	2-46
No. and Yards Interception Returns	1-13	1-0
PENALTIES Number and Yards	11-96	7-50
FUMBLES Number and Lost	1-1	1-1
TOUCHDOWNS	2	1
Rushing	0	0
Passing	2	1
EXTRA POINTS Made-Attempts	2-2	1-1
Kicking Made-Attempts	2-2	1-1
FIELD GOALS Made-Attempts	1-1	4-4
RED ZONE EFFICIENCY	1-2-50%	0-4-0%
GOAL TO GO EFFICIENCY	0-0-0%	0-1-0%
SAFETIES	0	0
FINAL SCORE	17	19
TIME OF POSSESSION	30:56	29:04

# Final Individual Statistics

## Tennessee Titans

RUSHING	ATT	YDS	AVG	LG	TD
B.Sankey	16	56	3.5	11	0
C.Whitehurst	2	10	5.0	6	0
L.Washington	1	8	8.0	8	0
J.Battle	2	3	1.5	2	0
D.McCluster	1	-1	-1.0	-1	0
Total	22	76	3.5	11	0

PASSING	ATT	CMP	YDS	SK/YD	TD	LG	IN	RT
C.Whitehurst	26	17	160	1/0	2	38	1	91.8
Total	26	17	160	1/0	2	38	1	91.8

PASS RECEIVING	TAR	REC	YDS	AVG	LG	TD
K.Wright	9	6	68	11.3	16	1
D.Hagan	2	2	45	22.5	38	1
D.Walker	5	2	17	8.5	12	0
J.Battle	2	2	13	6.5	12	0
L.Washington	2	2	-4	-2.0	1	0
N.Washington	1	1	9	9.0	9	0
J.Hunter	2	1	6	6.0	6	0
D.McCluster	1	1	6	6.0	6	0
C.Coffman	1	0	0	0.0	0	0
B.Sankey	1	0	0	0.0	0	0
Total	26	17	160	9.4	38	2

INTERCEPTIONS	NO	YDS	AVG	LG	TD
W.Woodyard	1	13	13.0	13	0
Total	1	13	13.0	13	0

PUNTING	NO	YDS	AVG	NET	TB	IN20	LG
B.Kern	5	196	39.2	39.0	0	2	44
Total	5	196	39.2	39.0	0	2	44

PUNT RETURNS	NO	YDS	AVG	FC	LG	TD
D.McCluster	1	0	0.0	0	0	0
[DOWNED]	2	0	0.0	0	0	0
Total	1	0	0.0	0	0	0

KICKOFF RETURNS	NO	YDS	AVG	FC	LG	TD
L.Washington	2	50	25.0	0	29	0
K.Klug	1	12	12.0	0	12	0
[TOUCHBACK]	2	0	0.0	0	0	0
Total	3	62	20.7	0	29	0

## Washington Redskins

RUSHING	ATT	YDS	AVG	LG	TD
A.Morris	18	54	3.0	14	0
R.Helu	5	29	5.8	15	0
D.Young	1	14	14.0	14	0
C.McCoy	2	3	1.5	4	0
Total	26	100	3.8	15	0

PASSING	ATT	CMP	YDS	SK/YD	TD	LG	IN	RT
K.Cousins	16	10	139	1/8	0	50	1	64.3
C.McCoy	12	11	128	2/8	1	70	0	138.9
Total	28	21	267	3/16	1	70	1	101.3

PASS RECEIVING	TAR	REC	YDS	AVG	LG	TD
P.Garcon	6	5	87	17.4	70	1
J.Reed	6	5	54	10.8	22	0
D.Jackson	5	3	49	16.3	37	0
R.Helu	3	3	-9	-3.0	1	0
N.Paul	2	2	58	29.0	50	0
A.Roberts	4	2	18	9.0	10	0
D.Young	1	1	10	10.0	10	0
L.Paulsen	1	0	0	0.0	0	0
Total	28	21	267	12.7	70	1

INTERCEPTIONS	NO	YDS	AVG	LG	TD
B.Breeland	1	0	0.0	0	0
Total	1	0	0.0	0	0

PUNTING	NO	YDS	AVG	NET	TB	IN20	LG
T.Way	3	124	41.3	41.3	0	1	52
Total	3	124	41.3	41.3	0	1	52

PUNT RETURNS	NO	YDS	AVG	FC	LG	TD
A.Roberts	1	1	1.0	3	1	0
[DOWNED]	1	0	0.0	0	0	0
Total	1	1	1.0	3	1	0

KICKOFF RETURNS	NO	YDS	AVG	FC	LG	TD
A.Roberts	2	46	23.0	0	26	0
[TOUCHBACK]	2	0	0.0	0	0	0
Total	2	46	23.0	0	26	0

## Tennessee Titans

FUMBLES	FUM	LOST	OWN-REC	YDS	TD	FORCED	OPP-REC	YDS	TD	OUT-BDS
D.McCluster	1	1	0	0	0	0	0	0	0	0
D.Morgan	0	0	0	0	0	1	0	0	0	0
A.Williamson	0	0	0	0	0	0	1	2	0	0
Total	1	1	0	0	0	1	1	2	0	0

## Washington Redskins

FUMBLES	FUM	LOST	OWN-REC	YDS	TD	FORCED	OPP-REC	YDS	TD	OUT-BDS
K.Cousins	1	1	0	0	0	0	0	0	0	0
N.Paul	0	0	0	0	0	0	1	0	0	0
Total	1	1	0	0	0	0	1	0	0	0



Play By Play

First Quarter

10/19/2014

TEN wins the coin toss and elects to defer. WAS elects to Receive, and TEN elects to defend the east goal.

R.Succop kicks 65 yards from TEN 35 to end zone, Touchback.

Washington Redskins at 15:00

1-10-WAS 20	(15:00) A.Morris left tackle to WAS 21 for 1 yard (B.Wreh-Wilson; W.Woodyard).	
2-9-WAS 21	(14:23) K.Cousins pass short right to N.Paul to TEN 29 for 50 yards (W.Woodyard).	P1
1-10-TEN 29	(13:31) A.Morris right tackle to TEN 32 for -3 yards (S.Hill).	
2-13-TEN 32	(12:54) A.Morris right tackle to TEN 24 for 8 yards (A.Williamson).	
3-5-TEN 24	(12:15) (Shotgun) K.Cousins pass short right to J.Reed to TEN 17 for 7 yards (B.Wreh-Wilson; D.Stafford).	P2
1-10-TEN 17	(11:35) A.Morris left end to TEN 16 for 1 yard (J.Casey).	
2-9-TEN 16	(11:01) K.Cousins pass short middle to L.Paulsen to TEN 9 for 7 yards (S.Hill). FUMBLES (S.Hill), RECOVERED by TEN-K.Wimbley at TEN 9. K.Wimbley to TEN 9 for no gain (K.Lichtensteiger). The Replay Official challenged the incomplete pass ruling, and the play was REVERSED. K.Cousins pass incomplete short middle to L.Paulsen (S.Hill).	
3-9-TEN 16	(10:57) (Shotgun) K.Cousins pass short middle to D.Jackson to TEN 13 for 3 yards (D.Morgan).	
4-6-TEN 13	(10:12) K.Forbath 31 yard field goal is GOOD, Center-N.Sundberg, Holder-T.Way.	

TEN 0 WAS 3, 9 plays, 67 yards, 4:52 drive, 4:52 elapsed

K.Forbath kicks 60 yards from WAS 35 to TEN 5. L.Washington to TEN 26 for 21 yards (N.Paul).

Tennessee Titans at 10:08, (1st play from scrimmage 10:02)

1-10-TEN 26	(10:02) (Shotgun) C.Whitehurst pass short middle to J.Hunter to TEN 32 for 6 yards (W.Compton).	
2-4-TEN 32	(9:28) C.Whitehurst pass short middle to J.Battle to TEN 44 for 12 yards (K.Robinson; B.Meriweather).	P1
1-10-TEN 44	(8:45) (Shotgun) B.Sankey right guard to TEN 49 for 5 yards (B.Meriweather; J.Jenkins).	
2-5-TEN 49	(8:06) (Shotgun) C.Whitehurst pass incomplete short left to D.Walker. PENALTY on TEN-B.Schwenke, Illegal Use of Hands, 10 yards, enforced at TEN 49 - No Play.	
2-15-TEN 39	(8:02) (Shotgun) C.Whitehurst pass short middle to K.Wright to TEN 36 for -3 yards (B.Breeland).	
3-18-TEN 36	(7:14) (Shotgun) C.Whitehurst pass short middle to L.Washington to TEN 31 for -5 yards (J.Hatcher).	
4-23-TEN 31	(6:37) B.Kern punts 44 yards to WAS 25, Center-B.Brinkley, fair catch by A.Roberts.	

Washington Redskins at 6:29

1-10-WAS 25	(6:29) K.Cousins scrambles right end pushed ob at WAS 30 for 5 yards (A.Williamson). Penalty on WAS-J.Reed, Illegal Formation, offsetting, enforced at WAS 25 - No Play. Penalty on TEN-S.Hill, Illegal Use of Hands, offsetting.	
1-10-WAS 25	(6:03) A.Morris right tackle to WAS 30 for 5 yards (M.Martin; J.Casey).	
2-5-WAS 30	(5:25) K.Cousins pass incomplete deep middle to P.Garcon.	
3-5-WAS 30	(5:20) (Shotgun) PENALTY on WAS-K.Cousins, Delay of Game, 5 yards, enforced at WAS 30 - No Play.	
3-10-WAS 25	(5:20) (Shotgun) K.Cousins sacked at WAS 17 for -8 yards (D.Morgan). FUMBLES (D.Morgan), RECOVERED by TEN-A.Williamson at WAS 17. A.Williamson to WAS 15 for 2 yards (S.Lauvao).	

Tennessee Titans at 5:12

1-10-WAS 15	(5:12) (Shotgun) B.Sankey left guard to WAS 8 for 7 yards (W.Compton; K.Robinson).	
2-3-WAS 8	(4:28) B.Sankey right tackle to WAS 4 for 4 yards (K.Robinson). PENALTY on TEN-C.Warmack, Offensive Holding, 10 yards, enforced at WAS 8 - No Play.	
2-13-WAS 18	(4:02) (Shotgun) C.Whitehurst pass incomplete deep left to D.Walker (B.Meriweather). Timeout #2 by TEN at 03:54.	
3-13-WAS 18	(3:54) (Shotgun) C.Whitehurst pass incomplete deep right to K.Wright.	
4-13-WAS 18	(3:45) R.Succop 36 yard field goal is GOOD, Center-B.Brinkley, Holder-B.Kern.	

TEN 3 WAS 3, 4 plays, -3 yards, 1:31 drive, 11:19 elapsed

R.Succop kicks 65 yards from TEN 35 to end zone, Touchback.

Washington Redskins at 3:41

1-10-WAS 20	(3:41) A.Morris left end pushed ob at WAS 34 for 14 yards (M.Griffin).	R3
1-10-WAS 34	(3:05) A.Morris up the middle to WAS 37 for 3 yards (S.Phillips; J.Casey).	
2-7-WAS 37	(2:31) A.Morris left end to WAS 42 for 5 yards (A.Woods; A.Williamson). WAS-A.Morris was injured during the play. His return is Questionable. 46-Morris left the game with an ankle injury	
3-2-WAS 42	(1:56) (Shotgun) R.Helu left end to WAS 43 for 1 yard (J.Casey; D.Morgan).	
4-1-WAS 43	(1:22) T.Way punts 44 yards to TEN 13, Center-N.Sundberg, downed by WAS-A.Hayward.	

Tennessee Titans at 1:10

Tennessee Titans vs Washington Redskins at FedExField

1-10-TEN 13 (1:10) B.Sankey left end to TEN 15 for 2 yards (K.Robinson; B.Meriweather).

2-8-TEN 15 (:31) (Shotgun) C.Whitehurst pass incomplete deep left to J.Hunter.

Timeout #3 by TEN at 00:25.

3-8-TEN 15 (:25) (Shotgun) C.Whitehurst pass short left to K.Wright pushed ob at TEN 31 for 16 yards (K.Robinson).

P2

END OF QUARTER

	Score	Time Poss	First Downs				Efficiencies	
			R	P	X	T	3 Down	4 Down
Tennessee Titans	3	6:20	0	2	0	2	1/3	0/0
Washington Redskins	3	8:40	1	2	0	3	1/4	0/0

Second Quarter

10/19/2014

Play By Play

Tennessee Titans continued.

<u>1-10-TEN 31</u>	(15:00) C.Spencer reported in as eligible. C.Whitehurst pass short right to J.Battle ran ob at TEN 32 for 1 yard.	
2-9-TEN 32	(14:27) (Shotgun) D.McCluster right end to TEN 31 for -1 yards (R.Kerrigan, K.Robinson).	
3-10-TEN 31	(13:42) (Shotgun) C.Whitehurst pass short middle to K.Wright to TEN 40 for 9 yards (B.Breeland).	
4-1-TEN 40	(13:05) B.Kern punts 42 yards to WAS 18, Center-B.Brinkley. A.Roberts to WAS 19 for 1 yard (D.Hagan).	

Washington Redskins at 12:52

1-10-WAS 19	(12:52) A.Morris right tackle to WAS 24 for 5 yards (W.Woodyard).	
2-5-WAS 24	(12:18) K.Cousins pass short right to R.Helu to WAS 21 for -3 yards (D.Morgan).	
3-8-WAS 21	(11:40) (Shotgun) K.Cousins pass deep right to D.Jackson pushed ob at TEN 42 for 37 yards (J.McCourty).	P4
<u>1-10-TEN 42</u>	(11:13) PENALTY on WAS-K.Cousins, Delay of Game, 5 yards, enforced at TEN 42 - No Play.	
1-15-TEN 47	(10:51) K.Cousins pass deep right to J.Reed pushed ob at TEN 25 for 22 yards (A.Williamson).	P5
<u>1-10-TEN 25</u>	(10:18) A.Morris up the middle to TEN 24 for 1 yard (W.Woodyard, A.Woods).	
2-9-TEN 24	(9:40) (Shotgun) K.Cousins pass short left to A.Roberts pushed ob at TEN 16 for 8 yards (S.Phillips).	
3-1-TEN 16	(9:12) K.Cousins pass incomplete short right to L.Paulsen.	
	PENALTY on TEN-M.Griffin, Illegal Use of Hands, 5 yards, enforced at TEN 16 - No Play.	X6
<u>1-10-TEN 11</u>	(9:07) A.Morris left end to TEN 14 for -3 yards (K.Wimbley; W.Woodyard).	
2-13-TEN 14	(8:30) (Shotgun) K.Cousins pass incomplete short right to D.Jackson.	
3-13-TEN 14	(8:24) (Shotgun) K.Cousins pass short middle to R.Helu to TEN 13 for 1 yard (J.Casey). Shovel pass	
4-12-TEN 13	(7:39) K.Forbath 31 yard field goal is GOOD, Center-N.Sundberg, Holder-T.Way.	

TEN 3 WAS 6, 10 plays, 68 yards, 1 penalty, 5:18 drive, 7:26 elapsed

K.Forbath kicks 65 yards from WAS 35 to end zone, Touchback.

Tennessee Titans at 7:34

1-10-TEN 20	(7:34) (Shotgun) C.Whitehurst scrambles up the middle to TEN 24 for 4 yards (K.Robinson; J.Jenkins).	
2-6-TEN 24	(6:56) (Shotgun) C.Whitehurst pass incomplete deep left to K.Wright.	
3-6-TEN 24	(6:53) (Shotgun) C.Whitehurst pass short middle to L.Washington to TEN 25 for 1 yard (K.Robinson).	
4-5-TEN 25	(6:17) B.Kern punts 35 yards to WAS 40, Center-B.Brinkley, fair catch by A.Roberts.	
	PENALTY on WAS-T.Murphy, Defensive Offside, 5 yards, enforced at TEN 25 - No Play.	X3
<u>1-10-TEN 30</u>	(6:09) (Shotgun) B.Sankey left tackle to TEN 32 for 2 yards (R.Kerrigan, K.Robinson).	
2-8-TEN 32	(5:27) (No Huddle, Shotgun) C.Whitehurst pass short right to D.Hagan pushed ob at TEN 39 for 7 yards (B.Breeland).	
3-1-TEN 39	(4:57) C.Spencer and K.Klug reported in as eligible. J.Battle right tackle to TEN 41 for 2 yards (K.Robinson).	R4
<u>1-10-TEN 41</u>	(4:19) C.Whitehurst pass incomplete short right.	
	PENALTY on TEN-C.Spencer, Offensive Holding, 10 yards, enforced at TEN 41 - No Play.	
1-20-TEN 31	(4:11) (Shotgun) C.Whitehurst sacked at TEN 31 for 0 yards (F.Kearse). WAS-F.Kearse was injured during the play.	
2-20-TEN 31	(3:33) (Shotgun) C.Whitehurst pass deep right intended for D.Walker INTERCEPTED by B.Breeland [B.Orakpo] at WAS 42. B.Breeland to WAS 42 for no gain.	

Washington Redskins at 3:25

1-10-WAS 42	(3:25) (Shotgun) K.Cousins pass short middle intended for A.Roberts INTERCEPTED by W.Woodyard at 50. W.Woodyard to WAS 37 for 13 yards (A.Morris).	
-------------	--	--

Tennessee Titans at 3:13

1-10-WAS 37	(3:13) B.Sankey left end pushed ob at WAS 26 for 11 yards (K.Robinson).	R5
<u>1-10-WAS 26</u>	(2:38) B.Sankey left end to WAS 17 for 9 yards (R.Clark).	

Two-Minute Warning

2-1-WAS 17	(2:00) (Shotgun) B.Sankey left end to WAS 14 for 3 yards (D.Amerson).	R6
<u>1-10-WAS 14</u>	(1:17) C.Whitehurst pass incomplete short left to C.Coffman (E.Biggers).	
2-10-WAS 14	(1:11) (Shotgun) C.Whitehurst pass short middle to K.Wright for 14 yards, TOUCHDOWN.	P7
	R.Succop extra point is GOOD, Center-B.Brinkley, Holder-B.Kern.	

TEN 10 WAS 6, 5 plays, 37 yards, 2:09 drive, 13:56 elapsed

R.Succop kicks 64 yards from TEN 35 to WAS 1. A.Roberts to WAS 23 for 22 yards (D.Hagan).

PENALTY on TEN-M.Huff, Offside on Free Kick, 5 yards, enforced at TEN 35 - No Play.

R.Succop kicks 65 yards from TEN 30 to WAS 5. A.Roberts to WAS 25 for 20 yards (M.Griffin; D.Hagan).

Washington Redskins at 1:04, (1st play from scrimmage 0:52)

1-10-WAS 25	(:52) (Shotgun) K.Cousins pass short left to P.Garcon to WAS 30 for 5 yards (B.Wreh-Wilson, M.Griffin).	
-------------	---	--

Tennessee Titans vs Washington Redskins at FedExField

P7

2-5-WAS 30 (:29) (No Huddle, Shotgun) K.Cousins pass short right to D.Jackson pushed ob at WAS 39 for 9 yards (M.Huff).

1-10-WAS 39 (:25) (Shotgun) K.Cousins pass incomplete short middle to A.Roberts.

PENALTY on WAS-T.Polumbus, Offensive Holding, 10 yards, enforced at WAS 39 - No Play.

1-20-WAS 29 (:20) (Shotgun) R.Helu up the middle to WAS 44 for 15 yards (G.Wilson, D.Stafford).

2-5-WAS 44 (:12) (Shotgun) K.Cousins pass incomplete deep left to A.Roberts.

3-5-WAS 44 (:07) (Shotgun) K.Cousins pass incomplete deep right to D.Jackson [W.Woodyard].

PENALTY on WAS-K.Cousins, Intentional Grounding, 15 yards, enforced at WAS 44.

END OF QUARTER

	Score	Time Poss	First Downs				Efficiencies	
			R	P	X	T	3 Down	4 Down
Tennessee Titans	10	8:26	3	1	1	5	1/3	0/0
Washington Redskins	6	6:34	0	3	1	4	1/3	0/0



10/19/2014 at FedExField

[illegible]



Third Quarter

10/19/2014

Play By Play

TEN elects to Receive, and WAS elects to defend the West goal.

K.Forbath kicks 47 yards from WAS 35 to TEN 18. K.Klug to TEN 30 for 12 yards (W.Compton).

Tennessee Titans at 15:00, (1st play from scrimmage 14:56)

- 1-10-TEN 30 (14:56) B.Sankey left tackle to TEN 31 for 1 yard (B.Orakpo; R.Kerrigan).
- 2-9-TEN 31 (14:11) (Shotgun) B.Sankey left end to TEN 34 for 3 yards (K.Robinson).
- 3-6-TEN 34 (13:28) (Shotgun) C.Whitehurst pass incomplete short right to K.Wright [B.Meriweather].
- 4-6-TEN 34 (13:28) B.Kern punts 37 yards to WAS 29, Center-B.Brinkley, fair catch by A.Roberts.

Washington Redskins at 13:15

- 1-10-WAS 29 (13:15) A.Morris left tackle to WAS 30 for 1 yard (S.Hill; W.Woodyard).
- 2-9-WAS 30 (12:40) (Shotgun) C.McCoy pass short left to P.Garcon for 70 yards, TOUCHDOWN.
- K.Forbath extra point is GOOD, Center-N.Sundberg, Holder-T.Way.

P8

TEN 10 WAS 13, 2 plays, 71 yards, 0:48 drive, 2:33 elapsed

K.Forbath kicks 63 yards from WAS 35 to TEN 2. L.Washington to TEN 31 for 29 yards (T.Robinson).

Tennessee Titans at 12:27, (1st play from scrimmage 12:18)

- 1-10-TEN 31 (12:18) (Shotgun) B.Sankey up the middle to TEN 31 for no gain (W.Compton).
- 2-10-TEN 31 (11:36) (Shotgun) C.Whitehurst pass incomplete short left to D.Walker.
- 3-10-TEN 31 (11:28) (Shotgun) C.Whitehurst pass short middle to K.Wright to TEN 47 for 16 yards (K.Robinson).
- 1-10-TEN 47 (10:53) B.Sankey left tackle to WAS 48 for 5 yards (T.Murphy).
- 2-5-WAS 48 (10:16) (Shotgun) B.Sankey left guard to WAS 45 for 3 yards (C.Baker).
- 3-2-WAS 45 (9:33) C.Spencer and K.Klug reported in as eligible. C.Whitehurst sacked at TEN 48 for -7 yards (R.Kerrigan).
- PENALTY on WAS-B.Breeland, Illegal Contact, 5 yards, enforced at WAS 45 - No Play.
- 1-10-WAS 40 (9:01) PENALTY on TEN-M.Oher, False Start, 5 yards, enforced at WAS 40 - No Play.
- 1-15-WAS 45 (8:34) (Shotgun) C.Whitehurst pass incomplete short left to B.Sankey.
- 2-15-WAS 45 (8:29) (Shotgun) B.Sankey left tackle to WAS 29 for 16 yards (W.Compton).
- PENALTY on TEN-A.Levitre, Offensive Holding, 10 yards, enforced at WAS 45 - No Play.
- 2-25-TEN 45 (8:06) (Shotgun) C.Whitehurst pass short middle to D.Walker to WAS 43 for 12 yards (K.Robinson).
- 3-13-WAS 43 (7:09) (Shotgun) C.Whitehurst scrambles right end to WAS 37 for 6 yards (A.Hayward; W.Compton).
- 4-7-WAS 37 (6:16) B.Kern punts 29 yards to WAS 8, Center-B.Brinkley, downed by TEN-B.Brinkley.

P8

X9

Washington Redskins at 6:06

- 1-10-WAS 8 (6:06) A.Morris left tackle to WAS 19 for 11 yards (G.Wilson, M.Griffin).
- 1-10-WAS 19 (5:30) C.McCoy pass short right to N.Paul pushed ob at WAS 27 for 8 yards (D.Morgan).
- 2-2-WAS 27 (5:04) A.Morris left end to WAS 29 for 2 yards (A.Williamson; M.Martin). TEN-S.Hill was injured during the play.
- 1-10-WAS 29 (4:36) A.Morris left tackle to WAS 30 for 1 yard (J.Casey).
- 2-9-WAS 30 (3:59) (Shotgun) C.McCoy pass short right to P.Garcon to WAS 33 for 3 yards (B.Wreh-Wilson).
- 3-6-WAS 33 (3:59) (Shotgun) PENALTY on TEN-J.Casey, Neutral Zone Infraction, 5 yards, enforced at WAS 33 - No Play.
- 3-1-WAS 38 (3:15) D.Young left end to TEN 48 for 14 yards (B.Wreh-Wilson).
- 1-10-TEN 48 (2:36) A.Morris left end to TEN 49 for -1 yards (K.Klug).
- 2-11-TEN 49 (1:56) (Shotgun) C.McCoy pass short left to R.Helu to WAS 44 for -7 yards (K.Klug).
- 3-18-WAS 44 (1:11) (Shotgun) C.McCoy pass short left to P.Garcon to 50 for 6 yards (M.Griffin, M.Huff).
- 4-12-50 (:32) T.Way punts 28 yards to TEN 22, Center-N.Sundberg. D.McCluster MUFFS catch, RECOVERED by WAS-N.Paul at TEN 24.

R9

R10

R11

Washington Redskins at 0:22

- 1-10-TEN 24 (:22) C.McCoy pass short right to D.Young pushed ob at TEN 14 for 10 yards (M.Griffin).

P12

END OF QUARTER

	Score	Time Poss	First Downs				Efficiencies	
			R	P	X	T	3 Down	4 Down
Tennessee Titans	10	8:06	0	1	1	2	1/3	0/0
Washington Redskins	13	6:54	3	2	0	5	1/2	0/0

## Play By Play

## Fourth Quarter

10/19/2014

Washington Redskins continued.

- 1-10-TEN 14 (15:00) A.Morris up the middle to TEN 13 for 1 yard (W.Woodyard).
- 2-9-TEN 13 (14:23) (Shotgun) C.McCoy scrambles up the middle to TEN 9 for 4 yards (A.Williamson).
- Timeout #1 by WAS at 13:37.
- 3-5-TEN 9 (13:37) (Shotgun) C.McCoy pass incomplete short right to J.Reed (B.Wreh-Wilson).
- 4-5-TEN 9 (13:32) K.Forbath 27 yard field goal is GOOD, Center-N.Sundberg, Holder-T.Way.

TEN 10 WAS 16, 5 plays, 15 yards, 1:55 drive, 1:33 elapsed

K.Forbath kicks 65 yards from WAS 35 to end zone, Touchback.

Tennessee Titans at 13:27

- 1-10-TEN 20 (13:27) (Shotgun) C.Whitehurst pass short left to N.Washington to TEN 29 for 9 yards (D.Amerson).
- 2-1-TEN 29 (12:48) (Shotgun) B.Sankey up the middle to TEN 31 for 2 yards (T.Murphy; R.Clark).
- 1-10-TEN 31 (12:07) (Shotgun) C.Whitehurst sacked at TEN 26 for -5 yards (C.Baker).
- PENALTY on WAS-K.Robinson, Illegal Contact, 5 yards, enforced at TEN 31 - No Play.
- 1-10-TEN 36 (11:37) (Shotgun) B.Sankey right end to TEN 34 for -2 yards (B.Breeland).
- 2-12-TEN 34 (10:53) (Shotgun) C.Whitehurst pass short left to D.McCluster to TEN 40 for 6 yards (W.Compton).
- 3-6-TEN 40 (10:07) (Shotgun) C.Whitehurst pass short right to D.Walker to TEN 45 for 5 yards (B.Breeland).
- 4-1-TEN 45 (9:11) J.Battle right tackle to TEN 46 for 1 yard (R.Kerrigan; K.Robinson).
- 1-10-TEN 46 (8:27) (Shotgun) C.Whitehurst pass short middle to K.Wright to WAS 38 for 16 yards (W.Compton).
- 1-10-WAS 38 (7:49) (Shotgun) C.Whitehurst pass deep right to D.Hagan for 38 yards, TOUCHDOWN.
- R.Succop extra point is GOOD, Center-B.Brinkley, Holder-B.Kern.

R10

X11

R12

P13

P14

TEN 17 WAS 16, 8 plays, 80 yards, 1 penalty, 5:46 drive, 7:19 elapsed

R.Succop kicks 70 yards from TEN 35 to WAS -5. A.Roberts to WAS 21 for 26 yards (K.Wimbley).

Washington Redskins at 7:41, (1st play from scrimmage 7:35)

- 1-10-WAS 21 (7:35) A.Morris left guard to WAS 23 for 2 yards (D.Morgan).
- 2-8-WAS 23 (6:57) (Shotgun) C.McCoy sacked at WAS 22 for -1 yards (S.Hill).
- 3-9-WAS 22 (6:16) C.McCoy sacked ob at WAS 15 for -7 yards (M.Griffin).
- 4-16-WAS 15 (5:45) T.Way punts 52 yards to TEN 33, Center-N.Sundberg, downed by WAS-N.Paul.

Tennessee Titans at 5:32

- 1-10-TEN 33 (5:32) (Shotgun) B.Sankey left guard to TEN 35 for 2 yards (R.Clark).
- PENALTY on TEN-B.Schwenke, Illegal Use of Hands, 10 yards, enforced at TEN 33 - No Play.
- 1-20-TEN 23 (4:57) B.Sankey left end pushed ob at TEN 25 for 2 yards (S.Bowen).
- 2-18-TEN 25 (4:51) B.Sankey left end to TEN 28 for 3 yards (J.Jenkins).
- 3-15-TEN 28 (4:09) (Shotgun) L.Washington up the middle to TEN 36 for 8 yards (J.Hatcher; K.Robinson).
- 4-7-TEN 36 (3:23) B.Kern punts 44 yards to WAS 20, Center-B.Brinkley, fair catch by A.Roberts.

Washington Redskins at 3:14

- 1-10-WAS 20 (3:14) (Shotgun) C.McCoy pass short left to J.Reed to WAS 27 for 7 yards (B.Wreh-Wilson).
- 2-3-WAS 27 (2:44) (Shotgun) R.Helu up the middle to WAS 39 for 12 yards (M.Griffin).
- 1-10-WAS 39 (2:15) (Shotgun) R.Helu left end to WAS 41 for 2 yards (M.Griffin; M.Martin).

R13

Two-Minute Warning

- 2-8-WAS 41 (2:00) (Shotgun) C.McCoy pass short right to J.Reed to 50 for 9 yards (M.Griffin).
- 1-10-50 (1:25) (No Huddle, Shotgun) C.McCoy pass short left to P.Garcon to TEN 47 for 3 yards (B.Wreh-Wilson).
- Timeout #2 by WAS at 01:14.
- 2-7-TEN 47 (1:14) (Shotgun) C.McCoy pass deep right to D.Jackson ran ob at TEN 11 for 36 yards.
- Penalty on WAS-T.Compton, Illegal Use of Hands, offsetting, enforced at TEN 47 - No Play.
- Penalty on TEN-S.Phillips, Illegal Use of Hands, offsetting.
- 2-7-TEN 47 (1:07) (Shotgun) C.McCoy pass short right to A.Roberts pushed ob at TEN 37 for 10 yards (J.McCourty).
- 1-10-TEN 37 (1:02) (Shotgun) C.McCoy pass short right to J.Reed to TEN 28 for 9 yards (G.Wilson).
- Timeout #1 by TEN at 00:48.
- 2-1-TEN 28 (:48) (Shotgun) R.Helu right guard to TEN 29 for -1 yards (D.Morgan).
- 3-2-TEN 29 (:43) (Shotgun) C.McCoy pass incomplete deep right to D.Jackson.
- PENALTY on TEN-J.McCourty, Defensive Pass Interference, 22 yards, enforced at TEN 29 - No Play.

P14

P15

X16

Tennessee Titans vs Washington Redskins at FedExField

- 1-7-TEN 7

(:38) A.Morris left end to TEN 12 for -5 yards (S.Hill).  
PENALTY on TEN-M.Griffin, Defensive Offside, 4 yards, enforced at TEN 7 - No Play.
- 1-3-TEN 3

(:33) C.McCoy kneels to TEN 4 for -1 yards.  
Timeout #3 by WAS at 00:03.  
Timeout #2 by TEN at 00:03.
- 2-4-TEN 4

(:03) K.Forbath 22 yard field goal is GOOD, Center-N.Sundberg, Holder-T.Way.

TEN 17 WAS 19, 10 plays, 76 yards, 2 penalties, 3:14 drive, 15:00 elapsed

END OF QUARTER

	Score	Time Poss	First Downs				Efficiencies	
			R	P	X	T	3 Down	4 Down
Tennessee Titans	17	8:04	2	2	1	5	0/2	1/1
Washington Redskins	19	6:56	1	2	1	4	0/2	0/0

## Final Defensive Statistics

Tennessee Titans	Regular Defensive Plays												Special Teams					Misc			
	TKL	AST	COMB	SK	/ YDS	TFL	Q	IN	PD	FF	FR		TKL	AST	FF	FR	BL	TKL	AST	FF	FR
M.Griffin	6	3	9	1	7	1	0	0	0	0	0		0	1	0	0	0	0	0	0	0
D.Morgan	6	1	7	1	8	2	0	0	0	1	0		0	0	0	0	0	0	0	0	0
B.Wreh-Wilson	5	2	7	0	0	0	0	0	1	0	0		0	0	0	0	0	0	0	0	0
W.Woodyard	4	3	7	0	0	0	1	1	1	0	0		0	0	0	0	0	0	0	0	0
J.Casey	3	3	6	0	0	0	0	0	0	0	0		0	0	0	0	0	0	0	0	0
A.Williamson	3	2	5	0	0	0	0	0	0	0	1		0	0	0	0	0	0	0	0	0
G.Wilson	3	0	3	0	0	0	0	0	0	0	0		0	0	0	0	0	0	0	0	0
S.Hill	2	1	3	1	1	2	1	0	1	0	0		0	0	0	0	0	0	0	0	0
M.Martin	0	3	3	0	0	0	0	0	0	0	0		0	0	0	0	0	0	0	0	0
J.McCourty	2	0	2	0	0	0	0	0	0	0	0		0	0	0	0	0	0	0	0	0
K.Klug	2	0	2	0	0	2	0	0	0	0	0		0	0	0	0	0	0	0	0	0
S.Phillips	1	1	2	0	0	0	0	0	0	0	0		0	0	0	0	0	0	0	0	0
M.Huff	1	1	2	0	0	0	0	0	0	0	0		0	0	0	0	0	0	0	0	0
D.Stafford	0	2	2	0	0	0	0	0	0	0	0		0	0	0	0	0	0	0	0	0
A.Woods	0	2	2	0	0	0	0	0	0	0	0		0	0	0	0	0	0	0	0	0
K.Wimbley	0	1	1	0	0	0	0	0	0	0	0		1	0	0	0	0	0	0	0	0
D.Hagan	0	0	0	0	0	0	0	0	0	0	0		1	1	0	0	0	0	0	0	0
Total	38	25	63	3	16	7	2	1	3	1	1		2	2	0	0	0	0	0	0	0

TKL = Tackle AST = Assist COMB = Combined QH=QB Hit IN = Interception PD = Pass Defense FF = Forced Fumble FR = Fumble Recovery

Washington Redskins	Regular Defensive Plays												Special Teams					Misc			
	TKL	AST	COMB	SK	/ YDS	TFL	QH	IN	PD	FF	FR		TKL	AST	FF	FR	BL	TKL	AST	FF	FR
K.Robinson	7	8	15	0	0	0	0	0	0	0	0		0	0	0	0	0	0	0	0	0
W.Compton	4	2	6	0	0	0	0	0	0	0	0		1	0	0	0	0	0	0	0	0
B.Breeland	5	0	5	0	0	2	0	1	1	0	0		0	0	0	0	0	0	0	0	0
R.Kerrigan	2	2	4	0	0	1	0	0	0	0	0		0	0	0	0	0	0	0	0	0
J.Jenkins	1	2	3	0	0	0	0	0	0	0	0		0	0	0	0	0	0	0	0	0
B.Meriweather	0	3	3	0	0	0	1	0	1	0	0		0	0	0	0	0	0	0	0	0
D.Amerson	2	0	2	0	0	0	0	0	0	0	0		0	0	0	0	0	0	0	0	0
J.Hatcher	1	1	2	0	0	1	0	0	0	0	0		0	0	0	0	0	0	0	0	0
R.Clark	1	1	2	0	0	0	0	0	0	0	0		0	0	0	0	0	0	0	0	0
T.Murphy	1	1	2	0	0	0	0	0	0	0	0		0	0	0	0	0	0	0	0	0
F.Kearse	1	0	1	1	0	0	1	0	0	0	0		0	0	0	0	0	0	0	0	0
C.Baker	1	0	1	0	0	0	0	0	0	0	0		0	0	0	0	0	0	0	0	0
S.Bowen	1	0	1	0	0	0	0	0	0	0	0		0	0	0	0	0	0	0	0	0
B.Orakpo	0	1	1	0	0	0	1	0	0	0	0		0	0	0	0	0	0	0	0	0
A.Hayward	0	1	1	0	0	0	0	0	0	0	0		0	0	0	0	0	0	0	0	0
E.Biggers	0	0	0	0	0	0	0	0	1	0	0		0	0	0	0	0	0	0	0	0
N.Paul	0	0	0	0	0	0	0	0	0	0	0		1	0	0	1	0	0	0	0	0
T.Robinson	0	0	0	0	0	0	0	0	0	0	0		1	0	0	0	0	0	0	0	0
S.Lauvao	0	0	0	0	0	0	0	0	0	0	0		0	0	0	0	0	1	0	0	0
A.Morris	0	0	0	0	0	0	0	0	0	0	0		0	0	0	0	0	1	0	0	0
Total	27	22	49	1	0	4	3	1	3	0	0		3	0	0	1	0	2	0	0	0

# Ball Possession And Drive Chart

## Tennessee Titans

#	Time Recd	Time Lost	Time Poss	How Ball Obtained	Drive Began	# Play	Yds Gain	Yds Pen	Net Yds	1st Down	Last Scrm	How Given Up
1	10:08	6:29	3:39	Kickoff	TEN 26	5	15	-10	5	1	TEN 31	Punt
2	5:12	3:41	1:31	Fumble	WAS 15	4	7	-10	-3	0	* WAS 18	Field Goal
3	1:10	12:52	3:18	Punt	TEN 13	6	27	0	27	1	TEN 40	Punt
4	7:34	3:25	4:09	Kickoff	TEN 20	8	16	-5	11	2	TEN 31	Interception
5	3:13	1:04	2:09	Interception	WAS 37	5	37	0	37	3	* WAS 14	Touchdown
6	15:00	13:15	1:45	Kickoff	TEN 30	3	4	0	4	0	TEN 34	Punt
7	12:27	6:06	6:21	Kickoff	TEN 31	8	42	-10	32	2	WAS 37	Punt
8	13:27	7:41	5:46	Kickoff	TEN 20	8	75	5	80	5	WAS 38	Touchdown
9	5:32	3:14	2:18	Punt	TEN 33	3	13	-10	3	0	TEN 36	Punt

(321) Average TEN 36

## Washington Redskins

#	Time Recd	Time Lost	Time Poss	How Ball Obtained	Drive Began	# Play	Yds Gain	Yds Pen	Net Yds	1st Down	Last Scrm	How Given Up
1	15:00	10:08	4:52	Kickoff	WAS 20	9	67	0	67	2	* TEN 13	Field Goal
2	6:29	5:12	1:17	Punt	WAS 25	3	-3	-5	-8	0	WAS 25	Fumble
3	3:41	1:10	2:31	Kickoff	WAS 20	4	23	0	23	1	WAS 43	Punt
4	12:52	7:34	5:18	Punt	WAS 19	10	68	0	68	3	* TEN 13	Field Goal
5	3:25	3:13	0:12	Interception	WAS 42	1	0	0	0	0	WAS 42	Interception
6	1:04	0:00	1:04	Kickoff	WAS 25	5	29	-25	4	1	WAS 44	End of Half
7	13:15	12:27	0:48	Punt	WAS 29	2	71	0	71	1	WAS 30	Touchdown
8	6:06	0:22	5:44	Punt	WAS 8	9	37	5	42	3	50	Punt
9	0:22	13:27	1:55	Muffed Punt	TEN 24	5	15	0	15	1	* TEN 9	Field Goal
10	7:41	5:32	2:09	Kickoff	WAS 21	3	-6	0	-6	0	WAS 15	Punt
11	3:14	0:00	3:14	Punt	WAS 20	10	50	26	76	4	* TEN 4	Field Goal

(305) Average WAS 28

\* inside opponent's 20

Time of Possession by Quarter		1st	2nd	3rd	4th	OT	Total
Visitor	Tennessee Titans	6:20	8:26	8:06	8:04		30:56
Home	Washington Redskins	8:40	6:34	6:54	6:56		29:04
Kickoff Drive No.-Start Average		Titans: 5 - TEN 25		Redskins: 4 - WAS 22			

# Miscellaneous Statistics Report

Tennessee Titans vs Washington Redskins  
10/19/2014 at FedExField

## Ten Longest Plays for Tennessee Titans

Yards	Qtr	Play Start	Play Description
38	4	1-10-WAS 38	(7:49) (Shotgun) C.Whitehurst pass deep right to D.Hagan for 38 yards, TOUCHDOWN.
16	1	3-8-TEN 15	(:25) (Shotgun) C.Whitehurst pass short left to K.Wright pushed ob at TEN 31 for 16 yards (K.Robinson).
16	3	3-10-TEN 31	(11:28) (Shotgun) C.Whitehurst pass short middle to K.Wright to TEN 47 for 16 yards (K.Robinson).
16	4	1-10-TEN 46	(8:27) (Shotgun) C.Whitehurst pass short middle to K.Wright to WAS 38 for 16 yards (W.Compton).
14	2	2-10-WAS 14	(1:11) (Shotgun) C.Whitehurst pass short middle to K.Wright for 14 yards, TOUCHDOWN.
12	1	2-4-TEN 32	(9:28) C.Whitehurst pass short middle to J.Battle to TEN 44 for 12 yards (K.Robinson; B.Meriweather).
12	3	2-25-TEN 45	(8:06) (Shotgun) C.Whitehurst pass short middle to D.Walker to WAS 43 for 12 yards (K.Robinson).
11	2	1-10-WAS 37	(3:13) B.Sankey left end pushed ob at WAS 26 for 11 yards (K.Robinson).
9	2	3-10-TEN 31	(13:42) (Shotgun) C.Whitehurst pass short middle to K.Wright to TEN 40 for 9 yards (B.Breeland).
9	2	1-10-WAS 26	(2:38) B.Sankey left end to WAS 17 for 9 yards (R.Clark).

## Ten Longest Plays for Washington Redskins

Yards	Qtr	Play Start	Play Description
70	3	2-9-WAS 30	(12:40) (Shotgun) C.McCoy pass short left to P.Garcon for 70 yards, TOUCHDOWN.
50	1	2-9-WAS 21	(14:23) K.Cousins pass short right to N.Paul to TEN 29 for 50 yards (W.Woodyard).
37	2	3-8-WAS 21	(11:40) (Shotgun) K.Cousins pass deep right to D.Jackson pushed ob at TEN 42 for 37 yards (J.McCourty).
22	2	1-15-TEN 47	(10:51) K.Cousins pass deep right to J.Reed pushed ob at TEN 25 for 22 yards (A.Williamson).
15	2	1-20-WAS 29	(:20) (Shotgun) R.Helu up the middle to WAS 44 for 15 yards (G.Wilson, D.Stafford).
14	1	1-10-WAS 20	(3:41) A.Morris left end pushed ob at WAS 34 for 14 yards (M.Griffin).
14	3	3-1-WAS 38	(3:15) D.Young left end to TEN 48 for 14 yards (B.Wreh-Wilson).
12	4	2-3-WAS 27	(2:44) (Shotgun) R.Helu up the middle to WAS 39 for 12 yards (M.Griffin).
11	3	1-10-WAS 8	(6:06) A.Morris left tackle to WAS 19 for 11 yards (G.Wilson, M.Griffin).
10	3	1-10-TEN 24	(:22) C.McCoy pass short right to D.Young pushed ob at TEN 14 for 10 yards (M.Griffin).

## Touchdown Scoring Information

		Offense	Defense	Special Teams
VISITOR	Tennessee Titans	2	0	0
HOME	Washington Redskins	1	0	0

## Player Scoring Information

Club	Player	TD	Rush TD	Rec TD	KO TD	Punt TD	Int TD	Fum TD	Misc TD	FG	XP	2Pt Rush	2Pt Rec	Sfty	Points
TEN	K.Wright	0	0	1	0	0	0	0	0	0	0	0	0	0	6
TEN	D.Hagan	0	0	1	0	0	0	0	0	0	0	0	0	0	6
TEN	R.Succop	0	0	0	0	0	0	0	0	1	2	0	0	0	5
WAS	K.Forbath	0	0	0	0	0	0	0	0	4	1	0	0	0	13
WAS	P.Garcon	0	0	1	0	0	0	0	0	0	0	0	0	0	6

## Possession Detail

	First Half		Second Half		Game	
	Visitor	Home	Visitor	Home	Visitor	Home
Largest Lead	4	3	1	6	4	6
Drives Leading	0	2	2	2	2	4
Time of Possession Leading	0:00	1:29	4:03	7:39	4:03	9:08
Largest Deficit	-3	-4	-6	-1	-6	-4
Drives Trailing	4	1	2	3	6	4
Time of Possession Trailing	11:28	1:04	12:07	6:11	23:35	7:15
Times Score Tied Up		1		0		1
Lead Changes		3		3		6



# Playtime Percentage

*Percent of playtime per player on offense, defense and special teams*

Tennessee Titans						Washington Redskins					
		Offense	Defense	Special Teams				Offense	Defense	Special Teams	
B Schwenke	C	56 100%		3	11%	C Chester	G	63 100%		5	19%
T Lewan	T	56 100%		3	11%	T Williams	T	63 100%		5	19%
C Warmack	G	56 100%		3	11%	S Lauvao	G	63 100%		5	19%
C Whitehurst	QB	56 100%				K Lichtensteiger	C	63 100%			
M Oher	T	56 100%				P Garcon	WR	52 83%			
A Levitre	G	56 100%				D Jackson	WR	52 83%			
J Hunter	WR	54 96%				J Reed	TE	41 65%			
D Walker	TE	49 88%				A Roberts	WR	40 63%		11	41%
N Washington	WR	40 71%				T Polumbus	T	40 63%		5	19%
K Wright	WR	40 71%				K Cousins	QB	33 52%			
B Sankey	RB	35 62%				A Morris	RB	32 51%			
L Washington	RB	15 27%		5	19%	R Helu	RB	31 49%			
J Battle	TE	9 16%		18	67%	C McCoy	QB	30 48%			
B Brackett	TE	9 16%		7	26%	L Paulsen	TE	26 41%		13	48%
C Coffman	TE	8 14%		8	30%	T Compton	T	23 37%		5	19%
D Hagan	WR	7 12%		18	67%	N Paul	TE	22 35%		19	70%
D McCluster	RB	6 11%		3	11%	D Young	FB	14 22%		8	30%
C Spencer	G	5 9%		3	11%	S Moss	WR	3 5%			
K Klug	DT	3 5%	11 17%	9	33%	R Grant	WR	2 3%			
B Wreh-Wilson	CB		63 100%	13	48%	W Compton	LB		56 100%	10	37%
M Griffin	FS		63 100%	10	37%	B Meriweather	SS		56 100%	8	30%
J McCourty	CB		63 100%	6	22%	K Robinson	LB		56 100%	6	22%
D Morgan	LB		60 95%	6	22%	D Amerson	CB		56 100%	3	11%
J Casey	DT		59 94%	6	22%	B Breeland	CB		56 100%	3	11%
A Williamson	LB		56 89%	17	63%	R Clark	FS		56 100%		
G Wilson	FS		55 87%	6	22%	R Kerrigan	LB		51 91%	3	11%
M Martin	DT		48 76%	9	33%	E Biggers	CB		39 70%	7	26%
W Woodyard	LB		43 68%	6	22%	J Hatcher	DE		36 64%	3	11%
M Huff	CB		34 54%	23	85%	B Orakpo	LB		35 62%	2	7%
K Wimbley	LB		34 54%	15	56%	J Jenkins	DE		33 59%		
S Phillips	LB		29 46%			T Murphy	LB		29 52%	15	56%
D Stafford	SS		28 44%	18	67%	C Baker	DE		23 41%		
S Hill	NT		28 44%	5	19%	F Kearse	DE		11 20%	10	37%
A Woods	NT		11 17%	1	4%	K Golston	DE		9 16%	10	37%
D Jones	DE		5 8%	1	4%	S Bowen	DE		9 16%	2	7%
Q Groves	LB		3 5%	5	19%	A Hayward	LB		4 7%	19	70%
Z Gooden	LB			18	67%	J Jeffcoat	LB		1 2%	16	59%
J Anderson	LB			18	67%	J Sanford	SS			19	70%
B Kern	P			9	33%	T Robinson	FS			19	70%
B Brinkley	LS			9	33%	C Minnifield	CB			16	59%
R Succop	K			8	30%	S Redd	RB			12	44%
B Stingily	T			3	11%	G Ducre	CB			11	41%
B Harris	CB			3	11%	K Forbath	K			10	37%
B Ghee	CB			2	7%	N Sundberg	LS			8	30%
						T Way	P			8	30%

# 2014 TENNESSEE TITANS SEASON STATISTICS

## Won 2, Lost 5

Date	W-L	Score	OT	Opponent	Attendance
09/07	W	26-10		Kansas City	73,569*
09/14	L	10-26		Dallas	69,143*
09/21	L	7-33		at Cincinnati	56,743*
09/28	L	17-41		at Indianapolis	64,757*
10/05	L	28-29		Cleveland	69,143*
10/12	W	16-14		Jacksonville	69,143*
10/19	L	17-19		at Washington	75,227*
10/26				Houston	
11/09				at Baltimore	
11/17				Pittsburgh	
11/23				at Philadelphia	
11/30				at Houston	
12/07				New York Giants	
12/14				New York Jets	
12/18				at Jacksonville	
12/28				Indianapolis	

\* Sellout

Statistic	Tenn.	Opp.
<b>Total First Downs</b>	<b>125</b>	<b>167</b>
Rushing	40	55
Passing	69	94
Penalty	16	18
3rd Down: Made/Att	26/83	35/89
3rd Down Pct.	31.3	39.3
4th Down: Made/Att	2/5	1/5
4th Down Pct.	40.0	20.0
<b>Possession Avg.</b>	<b>28:00</b>	<b>32:00</b>
<b>Total Net Yards</b>	<b>2242</b>	<b>2601</b>
Avg. Per Game	320.3	371.6
Total Plays	404	477
Avg. Per Play	5.5	5.5
<b>Net Yards Rushing</b>	<b>773</b>	<b>866</b>
Avg. Per Game	110.4	123.7
Total Rushes	171	217
<b>Net Yards Passing</b>	<b>1469</b>	<b>1735</b>
Avg. Per Game	209.9	247.9
Sacked/Yards Lost	18/76	18/114
Gross Yards	1545	1849
Att./Completions	215/126	242/158
Completion Pct.	58.6	65.3
Had Intercepted	7	8
<b>Punts/Average</b>	<b>36/43.6</b>	<b>29/46.7</b>
<b>Net Punting Avg.</b>	<b>36/38.0</b>	<b>29/43.3</b>
<b>Penalties/Yards</b>	<b>57/519</b>	<b>45/347</b>
<b>Fumbles/Ball Lost</b>	<b>8/2</b>	<b>3/3</b>
<b>Touchdowns</b>	<b>13</b>	<b>18</b>
Rushing	4	6
Passing	9	12
Returns	0	0

Score By Periods	Q1	Q2	Q3	Q4	OT	PTS
<b>Team</b>	<b>13</b>	<b>55</b>	<b>30</b>	<b>23</b>	<b>0</b>	<b>121</b>
<b>Opponents</b>	<b>37</b>	<b>44</b>	<b>38</b>	<b>53</b>	<b>0</b>	<b>172</b>

Scoring	TD	Rush	Rec	Ret	K-PAT	FG	S	PTS
Succop	0	0	0	0	13/13	10/12	0	43
Wright	4	0	4	0			0	24
Walker	3	0	3	0			0	18
Battle	1	1	0	0			0	6
Greene	1	1	0	0			0	6
Hagan	1	0	1	0			0	6
Hunter	1	0	1	0			0	6
Locker	1	1	0	0			0	6
Sankey	1	1	0	0			0	6
<b>Team</b>	<b>13</b>	<b>4</b>	<b>9</b>	<b>0</b>	<b>13/13</b>	<b>10/12</b>	<b>0</b>	<b>121</b>
<b>Opponents</b>	<b>18</b>	<b>6</b>	<b>12</b>	<b>0</b>	<b>18/18</b>	<b>14/16</b>	<b>2</b>	<b>172</b>

2-Pt Conv: TM 0-0, OPP 0-0

Rushing	No.	Yds	Avg	Long	TD
Sankey	66	267	4.0	22	1
Greene	44	190	4.3	20	1
Locker	18	107	5.9	29	1
McCluster	22	75	3.4	16	0
Whitehurst	11	50	4.5	23	0
Wright	2	43	21.5	38	0
L. Washington	4	32	8.0	16	0
Battle	4	9	2.3	5	1
<b>Team</b>	<b>171</b>	<b>773</b>	<b>4.5</b>	<b>38</b>	<b>4</b>
<b>Opponents</b>	<b>217</b>	<b>866</b>	<b>4.0</b>	<b>22</b>	<b>6</b>

Receiving	No.	Yds	Avg	Long	TD
Wright	32	297	9.3	28	4
Walker	31	438	14.1	61t	3
Hunter	16	320	20.0	75t	1
N. Washington	13	169	13.0	20	0
McCluster	12	97	8.1	25	0
L. Washington	6	25	4.2	11	0
Hagan	4	79	19.8	38t	1
Sankey	4	39	9.8	13	0
Stevens	2	26	13.0	20	0
Thompson	2	24	12.0	13	0
Coffman	2	18	9.0	9	0
Battle	2	13	6.5	12	0
<b>Team</b>	<b>126</b>	<b>1545</b>	<b>12.3</b>	<b>75t</b>	<b>9</b>
<b>Opponents</b>	<b>158</b>	<b>1849</b>	<b>11.7</b>	<b>70t</b>	<b>12</b>

Interceptions	No.	Yds	Avg	Long	TD
Woodyard	2	20	10.0	13	0
Griffin	2	12	6.0	12	0
McCourty	2	0	0.0	0	0
Wreh-Wilson	1	34	34.0	34	0
Wilson	1	0	0.0	0	0
<b>Team</b>	<b>8</b>	<b>66</b>	<b>8.3</b>	<b>34</b>	<b>0</b>
<b>Opponents</b>	<b>7</b>	<b>20</b>	<b>2.9</b>	<b>8</b>	<b>0</b>

Punting	No.	Yds	Avg	Net	TB	In	Lg	B
Kern	35	1568	44.8	38.0	5	12	69	1
<b>Team</b>	<b>36</b>	<b>1568</b>	<b>43.6</b>	<b>38.0</b>	<b>5</b>	<b>12</b>	<b>69</b>	<b>1</b>
<b>Opponents</b>	<b>29</b>	<b>1355</b>	<b>46.7</b>	<b>43.3</b>	<b>3</b>	<b>11</b>	<b>64</b>	<b>0</b>

Punt Returns	Ret	FC	Yds	Avg	Long	TD
McCluster	11	7	38	3.5	7	0
<b>Team</b>	<b>11</b>	<b>7</b>	<b>38</b>	<b>3.5</b>	<b>7</b>	<b>0</b>
<b>Opponents</b>	<b>16</b>	<b>9</b>	<b>101</b>	<b>6.3</b>	<b>30</b>	<b>0</b>

Kickoff Returns	No.	Yds	Avg	Long	TD
L. Washington	12	256	21.3	50	0
Battle	1	21	21.0	21	0
Klug	1	12	12.0	12	0
<b>Team</b>	<b>14</b>	<b>289</b>	<b>20.6</b>	<b>50</b>	<b>0</b>
<b>Opponents</b>	<b>13</b>	<b>286</b>	<b>22.0</b>	<b>32</b>	<b>0</b>

Field Goals	1-19	20-29	30-39	40-49	50+
Succop	0/0	2/2	4/4	4/6	0/0
<b>Team</b>	<b>0/0</b>	<b>2/2</b>	<b>4/4</b>	<b>4/6</b>	<b>0/0</b>
<b>Opponents</b>	<b>0/0</b>	<b>3/3</b>	<b>6/6</b>	<b>4/5</b>	<b>1/2</b>

Succop: (36G,31G,46G,47G)(47G)(40N,44N)(36G)() (25G,21G,42G)(36G)  
**OPP**:(35G,48N)(48G,44G,51G,48G)(29G)(31G,30G)(38G,42G)(55B)  
 (31G,31G,27G,22G)

**Sacks**: Casey 4, Griffin 2, Hill 2, Klug 2, Huff 1, Morgan 1, Phillips 1, Pitoitua 1,  
 Pollard 1, Sensabaugh 1, Wimbley 1, Woodyard 1, **TM 18, OPP 18**  
**FUM/Lost**: Locker 2/0, Whitehurst 2/0, McCluster 1/1, Walker 1/0, L. Washing-  
 ton 1/0, Wright 1/1

Passing	Att	Cmp	Yds	Cmp%	Yds/Att	TD	TD%	Int	Int%	Long	Sack/Lost	Rating
Locker	112	65	764	58.0	6.82	4	3.6	4	3.6	61t	9/34	75.9
Whitehurst	98	59	764	60.2	7.80	5	5.1	2	2.0	75t	9/42	93.2
Mettenberger	5	2	17	40.0	3.40	0	0.0	1	20.0	12	0/0	10.0
<b>Team</b>	<b>215</b>	<b>126</b>	<b>1545</b>	<b>58.6</b>	<b>7.19</b>	<b>9</b>	<b>4.2</b>	<b>7</b>	<b>3.3</b>	<b>75t</b>	<b>18/76</b>	<b>81.3</b>
<b>Opponents</b>	<b>242</b>	<b>158</b>	<b>1849</b>	<b>65.3</b>	<b>7.64</b>	<b>12</b>	<b>5.0</b>	<b>8</b>	<b>3.3</b>	<b>70t</b>	<b>18/114</b>	<b>91.1</b>

## TITANS LOSE 30-16 TO TEXANS IN ROOKIE QB'S DEBUT

**BY TERESA M. WALKER**  
**ASSOCIATED PRESS**  
**OCTOBER 26, 2014**

NASHVILLE, Tenn. (AP) — Zach Mettenberger shaved his beard and got a haircut for his big NFL moment, and he wound up throwing for the most yards ever by a rookie quarterback making his first start for the Tennessee franchise.

Mettenberger threw for 299 yards and two touchdowns as the Titans lost 30-16 to the Houston Texans on Sunday.

"Me being a spark is not just about me," Mettenberger said. "There's 10 other guys on that field that got to help me along. Obviously, I can't make a lot of plays on my own running around. Those other 10 guys protecting, catching balls, catching tough passes for me is really going to help our offense get better."

First-year coach Ken Whisenhunt wasn't ready to grade his rookie, the third different quarterback to start this season for Tennessee. The coach now has a bye to review the first half of the season for the Titans (2-6), who return to action Nov. 9 at Baltimore.

"I tell you one thing he did," Whisenhunt said of Mettenberger. "He stood in the pocket at times and hung in there and made some throws."

The rookie also got a lesson from Texans defensive end J.J. Watt, who sacked Mettenberger twice and forced the quarterback into a fumble as the Texans (4-4) snapped a three-game skid and won for the fourth time in five games against Tennessee.

Arian Foster ran for 151 yards and two touchdowns and also caught a pass for a score, topping 100 yards rushing in his fourth straight game

— the first such streak in his career.

###

Texans linebacker Jadeveon Clowney played for the first time since hurting his knee in the season opener. Clowney played mostly in passing situations and finished with one tackle.

D.J. Swearinger intercepted a pass from Mettenberger in the second quarter to end the Titans' first drive into Houston territory. Tim Jamison recovered the fumble after Watt sacked Mettenberger and popped the ball out to end Tennessee's first drive in the third quarter.

Houston led 13-3 at halftime as the Titans forced the Texans to settle for two field goals by Randy Bullock on drives inside the Tennessee 12, and Houston had first-and-goal at the Titans 2 when Fitzpatrick was sacked for the fourth time.

Whisenhunt turned his offense over to Mettenberger, the sixth-round draft pick out of LSU, after the Titans had lost five of six with Jake Locker missing three of those with separate injuries. Mettenberger gave glimpses of his strong arm with a 48-yard toss to Kendall Wright and a 43-yarder to Nate Washington. The rookie had his first career TD pass on a 6-yarder to Delanie Walker.

"He's going to be a good quarterback," Walker said. "It was his first game, so he's going to have his bugs here and there. He has to get those out."

NOTES: Mettenberger now is the ninth quarterback to start as a rookie for the Houston-Tennessee franchise and the fourth since 1990. He topped Jacky Lee who threw for 281 yards and three TDs in the 10th game of 1960 for the then-Oilers of the AFL. Only Lee, Brent Pease in 1987 and Steve McNair in 1995 won their first starts for this team. ... Whisenhunt said Titans WR Nate Washington sprained a joint in his shoulder. ... The Titans had five sacks.

# Week 8

## National Football League Game Summary

NFL Copyright © 2014 by The National Football League. All rights reserved. This summary and play-by-play is for the express purpose of assisting media in their coverage of the game; any other use of this material is prohibited without the written permission of the National Football League. Updated: 10/26/2014

Date: Sunday, 10/26/2014 Houston Texans at Tennessee Titans Start Time: 12:03 PM Central  
at LP Field, Nashville, TN

### Game Day Weather

Game Weather: Sunny Temp: 73° F (22.8° C) Humidity: 45%, Wind: E 2 mph  
Played Outdoors on Turf: Grass Outdoor Weather: Sunny,

### Officials

Referee: Leavy, Bill (127) Umpire: Wash, Undrey (96) Head Linesman: Mackie, Wayne (106)  
Line Judge: Perlman, Mark (9) Side Judge: Novak, Scott (1) Field Judge: Buchanan, Jimmy (86)  
Back Judge: Ferguson, Keith (61) Replay Official: Nemmers, Larry ()

### Lineups

Houston Texans				Tennessee Titans			
Offense		Defense		Offense		Defense	
WR	10 D.Hopkins	RDE	99 J.Watt	WR	85 N.Washington	DE	92 R.Pitoitua
LT	76 D.Brown	NT	94 R.Pickett	TE	68 B.Stingily	NT	94 S.Hill
LG	60 B.Jones	LDE	93 J.Crick	LT	77 T.Lewan	DT	99 J.Casey
C	55 C.Myers	SAM	58 B.Reed	LG	67 A.Levitre	OLB	91 D.Morgan
RG	79 B.Brooks	MIKE	50 A.Dent	C	62 B.Schwenke	ILB	59 W.Woodyard
RT	75 D.Newton	WILL	57 J.Tuggle	RG	70 C.Warmack	ILB	54 A.Williamson
TE	88 G.Graham	JACK	59 W.Mercilus	RT	72 M.Oher	OLB	95 K.Wimbley
WR	80 A.Johnson	LCB	25 K.Jackson	TE	89 R.Gordon	CB	25 B.Wreh-Wilson
QB	14 R.Fitzpatrick	RCB	24 J.Joseph	WR	15 J.Hunter	SS	28 M.Huff
WR	13 D.Johnson	SS	36 D.Swearinger	QB	7 Z.Mettenberger	FS	33 M.Griffin
RB	23 A.Foster	FS	21 K.Lewis	RB	23 S.Greene	CB	30 J.McCourtly

### Substitutions

K 4 R.Bullock, P 9 S.Lechler, CB 20 J.Rolle, RB 28 A.Blue, CB 29 A.Hal, CB 34 A.J. Bouye, S 35 E.Pleasant, FS 38 D.Manning, RB 41 J.Grimes, CB 43 E.Mack, FB 45 J.Prosch, LS 46 J.Weeks, ILB 51 J.Simon, LB 54 M.Mohamed, G 71 X.Su'a-Filo, T 74 T.Clabo, WR 82 K.Martin, TE 84 R.Griffin, TE 87 C.Fiedorowicz, LB 90 J.Clowney, DT 95 J.Powe, DE 96 T.Jamison, DE 97 J.Pagan

### Substitutions

P 6 B.Kern, K 8 R.Succop, WR 13 K.Wright, RB 20 B.Sankey, S 21 G.Wilson, RB 22 D.McCluster, RB 29 L.Washington, CB 32 B.Harris, CB 38 B.Ghee, S 39 D.Stafford, FB 44 J.Battle, LS 48 B.Brinkley, LB 50 Z.Gooden, OLB 53 Q.Groves, LB 57 J.Anderson, OLB 58 S.Phillips, G/C 60 C.Spencer, WR 80 D.Hagan, TE 82 D.Walker, TE 86 C.Coffman, DL 93 M.Martin, DL 96 A.Woods, DL 97 K.Klug

### Did Not Play

QB 15 R.Mallett

### Did Not Play

QB 10 J.Locker

### Not Active

QB 3 T.Savage, WR 11 D.Posey, CB 26 D.Morris, S 37 J.Aubrey, LB 52 J.Tarpanian, LB 56 B.Cushing, T 70 J.Adams

### Not Active

QB 12 C.Whitehurst, WR 17 K.Durham, CB 24 C.Sensabaugh, RB 26 A.Andrews, T 76 W.Svitek, TE 84 T.Thompson, DL 90 D.Jones

### Field Goals (made ( ) & missed)

R.Bullock		(30)	(29)	(49)	R.Succop		(35)			
		1	2	3	4	OT	Total			
VISITOR:	Houston Texans	0	13	14	3	0	30			
HOME:	Tennessee Titans	3	0	6	7	0	16			

### Scoring Plays

Team	Qtr	Time	Play Description (Extra Point) (Drive Info)	Visitor	Home
Titans	1	10:23	R.Succop 35 yd. Field Goal (4-4, 1:30)	0	3
Texans	2	7:36	R.Bullock 30 yd. Field Goal (13-54, 5:10)	3	3
Texans	2	6:00	A.Foster 34 yd. run (R.Bullock kick) (2-44, 0:28)	10	3
Texans	2	0:19	R.Bullock 29 yd. Field Goal (10-37, 1:33)	13	3
Texans	3	12:35	A.Foster 5 yd. pass from R.Fitzpatrick (R.Bullock kick) (3-20, 1:15)	20	3
Texans	3	5:42	A.Foster 1 yd. run (R.Bullock kick) (11-98, 4:06)	27	3
Titans	3	2:12	D.Walker 6 yd. pass from Z.Mettenberger (run failed) (10-83, 3:30)	27	9
Texans	4	14:12	R.Bullock 49 yd. Field Goal (8-49, 3:00)	30	9
Titans	4	0:56	J.Hunter 12 yd. pass from Z.Mettenberger (R.Succop kick) (6-82, 2:03)	30	16

Paid Attendance: 69,143

Time: 2:58

## Final Team Statistics

	Visitor Texans	Home Titans
TOTAL FIRST DOWNS	24	13
By Rushing	9	1
By Passing	14	12
By Penalty	1	0
THIRD DOWN EFFICIENCY	7-16-44%	2-12-17%
FOURTH DOWN EFFICIENCY	0-0-0%	1-2-50%
TOTAL NET YARDS	405	326
Total Offensive Plays (inc. times thrown passing)	80	56
Average gain per offensive play	5.1	5.8
NET YARDS RUSHING	212	36
Total Rushing Plays	40	13
Average gain per rushing play	5.3	2.8
Tackles for a loss-number and yards	3-4	1-1
NET YARDS PASSING	193	290
Times thrown - yards lost attempting to pass	5-34	2-9
Gross yards passing	227	299
PASS ATTEMPTS-COMPLETIONS-HAD INTERCEPTED	35-19-0	41-27-1
Avg gain per pass play (inc.# thrown passing)	4.8	6.7
KICKOFFS Number-In End Zone-Touchbacks	7-7-4	4-3-3
PUNTS Number and Average	6-44.8	6-51.7
Had Blocked	0	0
FGs - PATs Had Blocked	0-0	0-0
Net Punting Average	35.3	48.7
TOTAL RETURN YARDAGE (Not Including Kickoffs)	43	57
No. and Yards Punt Returns	2-18	2-57
No. and Yards Kickoff Returns	0-0	3-77
No. and Yards Interception Returns	1-25	0-0
PENALTIES Number and Yards	4-35	6-61
FUMBLES Number and Lost	0-0	1-1
TOUCHDOWNS	3	2
Rushing	2	0
Passing	1	2
EXTRA POINTS Made-Attempts	3-3	1-2
Kicking Made-Attempts	3-3	1-1
Rushing Made-Attempts	0-0	0-1
FIELD GOALS Made-Attempts	3-3	1-1
RED ZONE EFFICIENCY	2-4-50%	2-4-50%
GOAL TO GO EFFICIENCY	2-3-67%	0-0-0%
SAFETIES	0	0
FINAL SCORE	30	16
TIME OF POSSESSION	35:22	24:38

## Final Individual Statistics

## Houston Texans

RUSHING	ATT	YDS	AVG	LG	TD
A.Foster	20	151	7.6	43	2
A.Blue	14	42	3.0	9	0
R.Fitzpatrick	4	12	3.0	12	0
J.Grimes	2	7	3.5	5	0
Total	40	212	5.3	43	2

PASSING	ATT	CMP	YDS	SK/YD	TD	LG	IN	RT
R.Fitzpatrick	35	19	227	5/34	1	23	0	83.9
Total	35	19	227	5/34	1	23	0	83.9

PASS RECEIVING	TAR	REC	YDS	AVG	LG	TD
A.Johnson	12	7	55	7.9	13	0
D.Hopkins	11	5	95	19.0	23	0
A.Foster	6	4	22	5.5	13	1
D.Johnson	4	2	33	16.5	18	0
A.Blue	1	1	22	22.0	22	0
G.Graham	1	0	0	0.0	0	0

Total	35	19	227	11.9	23	1
-------	----	----	-----	------	----	---

INTERCEPTIONS	NO	YDS	AVG	LG	TD
D.Swearinger	1	25	25.0	25	0
Total	1	25	25.0	25	0

PUNTING	NO	YDS	AVG	NET	TB	IN20	LG
S.Lechler	6	269	44.8	35.3	0	4	56
Total	6	269	44.8	35.3	0	4	56

PUNT RETURNS	NO	YDS	AVG	FC	LG	TD
K.Martin	2	18	9.0	2	10	0
[DOWNED]	1	0	0.0	0	0	0
[OUT OF BOUNDS]	1	0	0.0	0	0	0
Total	2	18	9.0	2	10	0

KICKOFF RETURNS	NO	YDS	AVG	FC	LG	TD
[TOUCHBACK]	3	0	0.0	0	0	0
Total	0	0	0.0	0	0	0

## Tennessee Titans

RUSHING	ATT	YDS	AVG	LG	TD
B.Sankey	9	35	3.9	9	0
D.McCluster	2	1	0.5	2	0
S.Greene	1	1	1.0	1	0
Z.Mettenberger	1	-1	-1.0	-1	0
Total	13	36	2.8	9	0

PASSING	ATT	CMP	YDS	SK/YD	TD	LG	IN	RT
Z.Mettenberger	41	27	299	2/9	2	48	1	93.4
Total	41	27	299	2/9	2	48	1	93.4

PASS RECEIVING	TAR	REC	YDS	AVG	LG	TD
N.Washington	4	4	68	17.0	43	0
D.McCluster	4	4	39	9.8	23	0
D.Walker	9	4	37	9.3	15	1
J.Hunter	10	4	31	7.8	12	1
B.Sankey	4	4	25	6.3	12	0
K.Wright	5	3	53	17.7	48	0
L.Washington	3	3	40	13.3	19	0
D.Hagan	2	1	6	6.0	6	0
Total	41	27	299	11.1	48	2

INTERCEPTIONS	NO	YDS	AVG	LG	TD
Total	0	0	0	0	0

PUNTING	NO	YDS	AVG	NET	TB	IN20	LG
B.Kern	6	310	51.7	48.7	0	2	62
Total	6	310	51.7	48.7	0	2	62

PUNT RETURNS	NO	YDS	AVG	FC	LG	TD
D.McCluster	2	57	28.5	2	48	0
[DOWNED]	1	0	0.0	0	0	0
[OUT OF BOUNDS]	1	0	0.0	0	0	0
Total	2	57	28.5	2	48	0

KICKOFF RETURNS	NO	YDS	AVG	FC	LG	TD
L.Washington	3	77	25.7	0	39	0
[TOUCHBACK]	4	0	0.0	0	0	0
Total	3	77	25.7	0	39	0

## Houston Texans

FUMBLES	FUM	LOST	OWN-REC	YDS	TD	FORCED	OPP-REC	YDS	TD	OUT-BDS
J.Watt	0	0	0	0	0	1	0	0	0	0
T.Jamison	0	0	0	0	0	0	1	0	0	0
Total	0	0	0	0	0	1	1	0	0	0

## Tennessee Titans

FUMBLES	FUM	LOST	OWN-REC	YDS	TD	FORCED	OPP-REC	YDS	TD	OUT-BDS
Z.Mettenberger	1	1	0	0	0	0	0	0	0	0
Total	1	1	0	0	0	0	0	0	0	0



## Play By Play

## First Quarter

10/26/2014

TEN wins the coin toss and elects to defer. HST elects to Receive, and TEN elects to defend the south goal.

R.Succop kicks 65 yards from TEN 35 to end zone, Touchback.

Houston Texans at 15:00

- 1-10-HST 20 (15:00) A.Foster right guard to HST 23 for 3 yards (A.Williamson).
- 2-7-HST 23 (14:23) R.Fitzpatrick pass incomplete short left to D.Johnson (M.Huff).
- 3-7-HST 23 (14:19) (Shotgun) R.Fitzpatrick pass incomplete short right to D.Hopkins (B.Wreh-Wilson).
- PENALTY on TEN-B.Wreh-Wilson, Defensive Pass Interference, 14 yards, enforced at HST 23 - No Play. X1
- 1-10-HST 37 (14:14) (No Huddle) A.Foster left end to HST 36 for -1 yards (M.Huff).
- PENALTY on HST-G.Graham, Clipping, 15 yards, enforced at HST 37 - No Play.
- 1-25-HST 22 (13:51) R.Fitzpatrick pass short left to A.Foster to HST 18 for -4 yards (A.Williamson).
- 2-29-HST 18 (13:12) A.Foster right guard to HST 23 for 5 yards (S.Phillips).
- 3-24-HST 23 (12:35) A.Foster left guard to HST 27 for 4 yards (K.Klug).
- 4-20-HST 27 (12:07) (Punt formation) S.Lechler punts 42 yards to TEN 31, Center-J.Weeks. D.McCluster to HST 21 for 48 yards (M.Mohamed).

Tennessee Titans at 11:53

- 1-10-HST 21 (11:53) S.Greene up the middle to HST 20 for 1 yard (K.Lewis).
- 2-9-HST 20 (11:14) B.Sankey left guard to HST 17 for 3 yards (A.Dent).
- 3-6-HST 17 (10:32) (Shotgun) Z.Mettenberger pass incomplete short right to J.Hunter.
- 4-6-HST 17 (10:28) (Field Goal formation) R.Succop 35 yard field goal is GOOD, Center-B.Brinkley, Holder-B.Kern.

HST 0 TEN 3, 4 plays, 4 yards, 1:30 drive, 4:37 elapsed

R.Succop kicks 65 yards from TEN 35 to end zone, Touchback.

Houston Texans at 10:23

- 1-10-HST 20 (10:23) R.Fitzpatrick pass incomplete deep right to D.Hopkins (B.Wreh-Wilson).
- 2-10-HST 20 (10:15) A.Foster right end to HST 29 for 9 yards (M.Griffin).
- 3-1-HST 29 (9:53) (No Huddle) A.Foster right guard to HST 31 for 2 yards (A.Williamson). R2
- 1-10-HST 31 (9:29) R.Fitzpatrick sacked at HST 25 for -6 yards (M.Griffin).
- 2-16-HST 25 (8:49) R.Fitzpatrick pass short left to A.Johnson to HST 38 for 13 yards (B.Wreh-Wilson).
- 3-3-HST 38 (8:06) (Shotgun) R.Fitzpatrick pass incomplete short left to D.Hopkins.
- 4-3-HST 38 (8:01) (Punt formation) S.Lechler punts 56 yards to TEN 6, Center-J.Weeks, downed by HST-E.Pleasant.

Tennessee Titans at 7:50

- 1-10-TEN 6 (7:50) (Shotgun) Z.Mettenberger pass short right to J.Hunter to TEN 18 for 12 yards (J.Joseph). P1
- 1-10-TEN 18 (7:14) B.Sankey up the middle to TEN 27 for 9 yards (J.Tuggle; A.Dent).
- 2-1-TEN 27 (6:38) (Shotgun) B.Sankey left end to TEN 30 for 3 yards (A.Dent). R2
- 1-10-TEN 30 (6:00) (Shotgun) Z.Mettenberger pass short left to D.McCluster to TEN 31 for 1 yard (J.Joseph).
- 2-9-TEN 31 (5:37) (Shotgun) Z.Mettenberger pass incomplete deep right to K.Wright.
- PENALTY on TEN-T.Lewan, Face Mask (15 Yards), 15 yards, enforced at TEN 31 - No Play.
- 2-24-TEN 16 (5:31) (Shotgun) B.Sankey left guard to TEN 19 for 3 yards (T.Jamison).
- 3-21-TEN 19 (4:53) (Shotgun) Z.Mettenberger pass short middle to L.Washington to TEN 38 for 19 yards (K.Jackson).
- 4-2-TEN 38 (4:13) (Punt formation) B.Kern punts 50 yards to HST 12, Center-B.Brinkley, fair catch by K.Martin.

Houston Texans at 4:04

- 1-10-HST 12 (4:04) A.Blue up the middle to HST 12 for no gain (A.Williamson).
- 2-10-HST 12 (3:28) R.Fitzpatrick pass short right to A.Blue pushed ob at HST 34 for 22 yards (J.McCourty). P3
- 1-10-HST 34 (3:11) (No Huddle, Shotgun) A.Blue left tackle to HST 39 for 5 yards (M.Griffin).
- 2-5-HST 39 (2:28) A.Foster left tackle to HST 41 for 2 yards (W.Woodyard).
- 3-3-HST 41 (1:48) (Shotgun) R.Fitzpatrick scrambles up the middle to TEN 47 for 12 yards (B.Wreh-Wilson). R4
- 1-10-TEN 47 (1:12) (No Huddle) A.Foster right tackle to TEN 49 for -2 yards (W.Woodyard).
- 2-12-TEN 49 (:29) (Shotgun) R.Fitzpatrick pass incomplete short right to A.Johnson (S.Phillips) [W.Woodyard].
- 3-12-TEN 49 (:23) (Shotgun) R.Fitzpatrick sacked at HST 39 for -12 yards (D.Stafford).

END OF QUARTER

		Time	First Downs				Efficiencies	
	Score	Poss	R	P	X	T	3 Down	4 Down
Houston Texans	0	9:44	2	1	1	4	2/5	0/0
Tennessee Titans	3	5:16	1	1	0	2	0/2	0/0

Houston Texans continued.

4-24-HST 39 (15:00) (Punt formation) S.Lechler punts 46 yards to TEN 15, Center-J.Weeks, fair catch by D.McCluster.

Tennessee Titans at 14:51

1-10-TEN 15 (14:51) B.Sankey left tackle to TEN 19 for 4 yards (K.Jackson).  
 PENALTY on TEN-R.Gordon, Offensive Holding, 7 yards, enforced at TEN 15 - No Play.

1-17-TEN 8 (14:21) (Shotgun) D.McCluster up the middle to TEN 7 for -1 yards (J.Watt).

2-18-TEN 7 (13:41) (Shotgun) Z.Mettenberger pass incomplete deep right to K.Wright (K.Jackson, K.Lewis).

3-18-TEN 7 (13:35) (Shotgun) Z.Mettenberger pass short middle to L.Washington to TEN 16 for 9 yards (M.Mohamed).

4-9-TEN 16 (12:55) (Punt formation) B.Kern punts 40 yards to HST 44, Center-B.Brinkley, fair catch by K.Martin.

PENALTY on HST-E.Pleasant, Offensive Holding, 10 yards, enforced at HST 44.

Houston Texans at 12:46

1-10-HST 34 (12:46) R.Fitzpatrick pass short right to A.Johnson ran ob at HST 43 for 9 yards.  
 Tennessee challenged the pass completion ruling, and the play was Upheld. The ruling on the field stands. (Timeout #1.)

2-1-HST 43 (12:37) A.Foster right tackle to HST 45 for 2 yards (S.Hill; R.Pitoitua).

R5

1-10-HST 45 (12:04) R.Fitzpatrick sacked at HST 38 for -7 yards (A.Williamson).

2-17-HST 38 (11:24) (Shotgun) A.Foster left guard to HST 43 for 5 yards (G.Wilson).

3-12-HST 43 (10:41) (Shotgun) R.Fitzpatrick pass short middle to D.Johnson to TEN 42 for 15 yards (B.Wreh-Wilson).

P6

1-10-TEN 42 (10:09) (No Huddle) A.Foster left guard to TEN 36 for 6 yards (J.Casey).

2-4-TEN 36 (9:35) (No Huddle) R.Fitzpatrick pass short middle to D.Hopkins to TEN 23 for 13 yards (B.Wreh-Wilson).

P7

1-10-TEN 23 (9:08) (No Huddle) A.Blue up the middle to TEN 16 for 7 yards (M.Griffin).

2-3-TEN 16 (8:38) R.Fitzpatrick pass short left to A.Johnson to TEN 12 for 4 yards (K.Wimbley).

P8

1-10-TEN 12 (7:55) (Shotgun) R.Fitzpatrick pass incomplete short middle to D.Johnson (A.Williamson).

2-10-TEN 12 (7:50) (Shotgun) R.Fitzpatrick pass incomplete short left to D.Hopkins (B.Wreh-Wilson).

3-10-TEN 12 (7:45) (Shotgun) R.Fitzpatrick pass incomplete short left to A.Foster.

4-10-TEN 12 (7:41) (Field Goal formation) R.Bullock 30 yard field goal is GOOD, Center-J.Weeks, Holder-S.Lechler.

HST 3 TEN 3, 13 plays, 54 yards, 5:10 drive, 7:24 elapsed

R.Bullock kicks 65 yards from HST 35 to end zone, Touchback.

Tennessee Titans at 7:36

1-10-TEN 20 (7:36) Z.Mettenberger pass incomplete short left to J.Hunter (K.Jackson).  
 PENALTY on TEN-M.Oher, Offensive Holding, 10 yards, enforced at TEN 20 - No Play.

1-20-TEN 10 (7:30) (Shotgun) Z.Mettenberger pass incomplete short middle to D.Walker (D.Swearinger).

2-20-TEN 10 (7:25) (Shotgun) Z.Mettenberger pass incomplete short right to D.Walker [A.Dent].

3-20-TEN 10 (7:19) (Shotgun) Z.Mettenberger pass short middle to J.Hunter to TEN 12 for 2 yards (K.Jackson).

4-18-TEN 12 (6:37) (Punt formation) B.Kern punts 42 yards to HST 46, Center-B.Brinkley, out of bounds.

PENALTY on TEN-Q.Groves, Offensive Holding, 10 yards, enforced at HST 46.

Houston Texans at 6:28

1-10-TEN 44 (6:28) (Shotgun) R.Fitzpatrick pass short right to A.Johnson pushed ob at TEN 34 for 10 yards (J.McCourtly).

P9

1-10-TEN 34 (6:12) (No Huddle) A.Foster up the middle for 34 yards, TOUCHDOWN.

R10

R.Bullock extra point is GOOD, Center-J.Weeks, Holder-S.Lechler.

HST 10 TEN 3, 2 plays, 44 yards, 0:28 drive, 9:00 elapsed

R.Bullock kicks 67 yards from HST 35 to TEN -2. L.Washington to TEN 19 for 21 yards (J.Prosch; D.Manning).

Tennessee Titans at 6:00, (1st play from scrimmage 5:53)

1-10-TEN 19 (5:53) B.Sankey left guard to TEN 21 for 2 yards (R.Pickett).

2-8-TEN 21 (5:18) (Shotgun) Z.Mettenberger pass incomplete deep left to J.Hunter.

3-8-TEN 21 (5:11) (Shotgun) Z.Mettenberger pass short right to K.Wright to TEN 28 for 7 yards (M.Mohamed).

4-1-TEN 28 (4:35) (Punt formation) B.Kern punts 57 yards to HST 15, Center-B.Brinkley. K.Martin to HST 23 for 8 yards (M.Huff).

Houston Texans at 4:24

1-10-HST 23 (4:24) (Shotgun) R.Fitzpatrick pass incomplete short left to A.Johnson.  
 Timeout #1 by HST at 04:20.

2-10-HST 23 (4:20) (Shotgun) R.Fitzpatrick pass incomplete short right to D.Hopkins (D.Morgan).

3-10-HST 23 (4:15) (Shotgun) R.Fitzpatrick pass incomplete short left to D.Hopkins.

## Houston Texans vs Tennessee Titans at LP Field

4-10-HST 23 (4:10) (Punt formation) S.Lechler punts 32 yards to TEN 45, Center-J.Weeks, out of bounds.

Tennessee Titans at 4:01

1-10-TEN 45 (4:01) Z.Mettenberger pass short middle to K.Wright to HST 46 for 9 yards (K.Lewis).

PENALTY on TEN-T.Lewan, Illegal Formation, 5 yards, enforced at TEN 45 - No Play.

1-15-TEN 40 (3:39) (Shotgun) B.Sankey up the middle to TEN 43 for 3 yards (M.Mohamed).

2-12-TEN 43 (3:04) (Shotgun) Z.Mettenberger pass short left to N.Washington pushed ob at HST 45 for 12 yards (J.Joseph).

P3

1-10-HST 45 (2:35) (Shotgun) B.Sankey left guard to HST 40 for 5 yards.

2-5-HST 40 (2:01) Z.Mettenberger pass short left intended for D.Walker INTERCEPTED by D.Swearinger at HST 27. D.Swearinger ran ob at TEN 48 for 25 yards (A.Levitre).

Two-Minute Warning

Houston Texans at 1:52

1-10-TEN 48 (1:52) (Shotgun) A.Foster left guard to TEN 45 for 3 yards (D.Morgan).

2-7-TEN 45 (1:28) (No Huddle, Shotgun) R.Fitzpatrick pass short right to A.Foster to TEN 37 for 8 yards (A.Williamson).

P11

1-10-TEN 37 (1:00) (No Huddle, Shotgun) R.Fitzpatrick pass incomplete deep middle to G.Graham.

2-10-TEN 37 (:56) (Shotgun) A.Foster right end pushed ob at TEN 25 for 12 yards (M.Griffin).

R12

1-10-TEN 25 (:50) (Shotgun) R.Fitzpatrick pass incomplete short right to A.Johnson.

2-10-TEN 25 (:45) (Shotgun) R.Fitzpatrick pass deep right to D.Hopkins pushed ob at TEN 2 for 23 yards (M.Griffin).

P13

1-2-TEN 2 (:40) A.Foster right guard to TEN 2 for no gain (M.Griffin).

Timeout #2 by HST at 00:35.

2-2-TEN 2 (:35) (Shotgun) R.Fitzpatrick sacked at TEN 11 for -9 yards (K.Wimbley).

Timeout #3 by HST at 00:29.

3-11-TEN 11 (:29) (Shotgun) R.Fitzpatrick pass incomplete short left to A.Johnson (J.McCourty).

4-11-TEN 11 (:24) (Field Goal formation) R.Bullock 29 yard field goal is GOOD, Center-J.Weeks, Holder-S.Lechler.

HST 13 TEN 3, 10 plays, 37 yards, 1:33 drive, 14:41 elapsed
---

R.Bullock kicks 65 yards from HST 35 to end zone, Touchback.

Tennessee Titans at 0:19

1-10-TEN 20 (:19) Z.Mettenberger kneels to TEN 19 for -1 yards.

END OF QUARTER

	Score	Time Poss	First Downs				Efficiencies	
			R	P	X	T	3 Down	4 Down
Houston Texans	13	7:43	3	6	0	9	1/4	0/0
Tennessee Titans	3	7:17	0	1	0	1	0/3	0/0

10/26/2014 at LP Field

### PERIOD SCORES

Texans	17:27
Titans	12:33

## TIME OF POSSESSION

Scoring Plays					
Team	Qtr	Time	Play Description (Extra Point)	(Drive Info)	Visitor Home
Titans	1	10:23	R.Succop 35 yd. Field Goal (4-4, 1:30)		03
Texans	2	7:36	R.Bullock 30 yd. Field Goal (13-54, 5:10)		33
Texans	2	6:00	A.Foster 34 yd. run (R.Bullock kick) (2-44, 0:28)		103
Texans	2	0:19	R.Bullock 29 yd. Field Goal (10-37, 1:33)		133

	Houston Texans	Tennessee Titans
TOTAL FIRST DOWNS	13	3
First Downs Rushing-Passing-by Penalty	5 - 7 - 1	1 - 2 - 0
THIRD DOWN EFFICIENCY	3-9-33%	0-5-0%
TOTAL NET YARDS	188	89
Total Offensive Plays	45	23
NET YARDS RUSHING	109	27
NET YARDS PASSING	79	62
Gross Yards Passing	113	62
Times thrown-yards lost attempting to pass	4-34	0-0
Pass Attempts-Completions-Had Intercepted	23 - 10 - 0	13 - 7 - 1
Punts-Number and Average	4 - 44	4 - 47.3
Penalties-Number and Yards	2 - 25	6 - 61
Fumbles-Number and Lost	0 - 0	0 - 0
Red Zone Efficiency	0-2-0%	0-1-0%
Average Drive Start	HST 31	TEN 29

Houston Texans									Tennessee Titans												
RUSHING			ATT	YDS	AVG	LG	TD		RUSHING			ATT	YDS	AVG	LG	TD					
A.Foster			14	85	6.1	34	1		B.Sankey			7	28	4.0	9	0					
A.Blue			3	12	4.0	7	0		S.Greene			1	1	1.0	1	0					
R.Fitzpatrick			1	12	12.0	12	0		D.McCluster			1	-1	-1.0	-1	0					
									Z.Mettenberger			1	-1	-1.0	-1	0					
Total			18	109	6.1	34	1		Total			10	27	2.7	9	0					
PASSING			ATT	CMP	YDS	SK/YD	TD	LG	IN	RT	PASSING			ATT	CMP	YDS	SK/YD	TD	LG	IN	RT
R.Fitzpatrick			23	10	113	4/34	0	23	0	58.8	Z.Mettenberger			13	7	62	0/0	0	19	1	34.8
Total			23	10	113	4/34	0	23	0	58.8	Total			13	7	62	0/0	0	19	1	34.8
PASS RECEIVING			TAR	REC	YDS	AVG	LG	TD		PASS RECEIVING			TAR	REC	YDS	AVG	LG	TD			
A.Johnson			8	4	36	9.0	13	0		L.Washington			2	2	28	14.0	19	0			
D.Hopkins			7	2	36	18.0	23	0		J.Hunter			4	2	14	7.0	12	0			
A.Foster			3	2	4	2.0	8	0		N.Washington			1	1	12	12.0	12	0			
A.Blue			1	1	22	22.0	22	0		K.Wright			2	1	7	7.0	7	0			
D.Johnson			3	1	15	15.0	15	0		D.McCluster			1	1	1	1.0	1	0			
G.Graham			1	0	0	0.0	0	0		D.Walker			3	0	0	0.0	0	0			
Total			23	10	113	11.3	23	0		Total			13	7	62	8.9	19	0			

Houston Texans	Regular Defensive Plays											Special Teams					Misc			
	TKL	AST	COMB	SK	/ YDS	TFL	Q	IN	PD	FF	FR	TKL	AST	FF	FR	BL	TKL	AST	FF	FR
J.Joseph	3	0	3	0	0	0	0	0	0	0	0	0	0	0	0	0	0	0	0	0
M.Mohamed	3	0	3	0	0	0	0	0	0	0	0	0	1	0	0	0	0	0	0	0
A.Dent	2	1	3	0	0	0	1	0	0	0	0	0	0	0	0	0	0	0	0	0
K.Jackson	2	0	2	0	0	0	0	0	1	0	0	0	0	0	0	0	0	0	0	0
Total	10	1	11	0	0	0	1	0	1	0	0	0	1	0	0	0	0	0	0	0

10/26/2014 at LP Field

[illegible]

## Play By Play

## Third Quarter

10/26/2014

TEN elects to Receive, and HST elects to defend the North goal.

R.Bullock kicks 65 yards from HST 35 to end zone, Touchback.

Tennessee Titans at 15:00

- 1-10-TEN 20 (15:00) (Shotgun) Z.Mettenberger pass short left to B.Sankey to TEN 27 for 7 yards (A.Dent).
- 2-3-TEN 27 (14:36) (No Huddle, Shotgun) Z.Mettenberger pass short right to K.Wright to TEN 25 for -2 yards (K.Jackson).
- 3-5-TEN 25 (13:57) (Shotgun) Z.Mettenberger sacked at TEN 17 for -8 yards (J.Watt). FUMBLES (J.Watt) [J.Watt], RECOVERED by HST-T.Jamison at TEN 20. T.Jamison to TEN 20 for no gain (B.Schwenke).

Houston Texans at 13:50

- 1-10-TEN 20 (13:50) A.Foster left guard to TEN 9 for 11 yards (W.Woodyard; R.Pitoitua). R14
- 1-9-TEN 9 (13:22) (No Huddle) A.Foster right end to TEN 5 for 4 yards (M.Griffin).
- 2-5-TEN 5 (12:39) (Shotgun) R.Fitzpatrick pass short right to A.Foster for 5 yards, TOUCHDOWN. P15
- R.Bullock extra point is GOOD, Center-J.Weeks, Holder-S.Lechler.

HST 20 TEN 3, 3 plays, 20 yards, 1:15 drive, 2:25 elapsed

R.Bullock kicks 65 yards from HST 35 to end zone, Touchback.

Tennessee Titans at 12:35

- 1-10-TEN 20 (12:35) B.Sankey left tackle to TEN 26 for 6 yards (K.Lewis).
- 2-4-TEN 26 (11:57) (Shotgun) Z.Mettenberger pass short left to J.Hunter to TEN 31 for 5 yards (K.Jackson). P4
- 1-10-TEN 31 (11:16) Z.Mettenberger pass short middle to D.McCluster to TEN 35 for 4 yards (M.Mohamed). HST-W.Mercilus was injured during the play. His return is Questionable.
- 2-6-TEN 35 (10:44) (Shotgun) B.Sankey up the middle to TEN 36 for 1 yard (M.Mohamed; B.Reed).
- 3-5-TEN 36 (10:04) (Shotgun) Z.Mettenberger pass incomplete short right to D.Walker.
- 4-5-TEN 36 (10:01) (Punt formation) B.Kern punts 62 yards to HST 2, Center-B.Brinkley, downed by TEN-D.Hagan.

Houston Texans at 9:48

- 1-10-HST 2 (9:48) (Shotgun) R.Fitzpatrick up the middle to HST 4 for 2 yards (S.Hill).
- 2-8-HST 4 (9:09) (No Huddle, Shotgun) R.Fitzpatrick pass incomplete short right to A.Foster.
- Timeout #1 by HST at 09:06.
- 3-8-HST 4 (9:06) (Shotgun) R.Fitzpatrick pass short right to D.Hopkins ran ob at HST 23 for 19 yards. P16
- 1-10-HST 23 (8:50) (No Huddle) A.Blue left tackle to HST 25 for 2 yards (G.Wilson; A.Williamson).
- 2-8-HST 25 (8:21) (No Huddle, Shotgun) R.Fitzpatrick pass incomplete short left to A.Johnson (J.McCourtly).
- 3-8-HST 25 (8:16) (Shotgun) PENALTY on HST-R.Fitzpatrick, Delay of Game, 5 yards, enforced at HST 25 - No Play.
- 3-13-HST 20 (7:52) (Shotgun) R.Fitzpatrick pass deep middle to D.Johnson to HST 38 for 18 yards (D.Stafford). P17
- Penalty on TEN-J.Casey, Defensive Offside, declined.
- 1-10-HST 38 (7:24) A.Blue left tackle to HST 47 for 9 yards (K.Klug).
- 2-1-HST 47 (7:00) (No Huddle) A.Blue left tackle to 50 for 3 yards (A.Williamson). R18
- 1-10-50 (6:33) (No Huddle) A.Blue left tackle to TEN 44 for 6 yards (A.Williamson; R.Pitoitua).
- 2-4-TEN 44 (6:04) A.Foster right guard pushed ob at TEN 1 for 43 yards (B.Wreh-Wilson). R19
- 1-1-TEN 1 (5:47) (No Huddle) A.Foster up the middle for 1 yard, TOUCHDOWN. R20
- R.Bullock extra point is GOOD, Center-J.Weeks, Holder-S.Lechler.

HST 27 TEN 3, 11 plays, 98 yards, 4:06 drive, 9:18 elapsed

R.Bullock kicks 65 yards from HST 35 to TEN 0. L.Washington to TEN 17 for 17 yards (D.Manning).

Tennessee Titans at 5:42, (1st play from scrimmage 5:35)

- 1-10-TEN 17 (5:35) (Shotgun) Z.Mettenberger pass short right to N.Washington ran ob at TEN 23 for 6 yards.
- 2-4-TEN 23 (5:20) (Shotgun) Z.Mettenberger pass short right to B.Sankey to TEN 24 for 1 yard (M.Mohamed).
- 3-3-TEN 24 (4:59) (No Huddle, Shotgun) Z.Mettenberger pass deep middle to K.Wright to HST 28 for 48 yards (K.Lewis; A.J. Bouye). P5
- 1-10-HST 28 (4:23) (No Huddle, Shotgun) Z.Mettenberger pass short right to D.Walker to HST 21 for 7 yards (A.J. Bouye).
- 2-3-HST 21 (3:59) (No Huddle, Shotgun) Z.Mettenberger pass incomplete deep left to J.Hunter.
- 3-3-HST 21 (3:53) (Shotgun) Z.Mettenberger pass incomplete deep left to J.Hunter.
- 4-3-HST 21 (3:48) (Shotgun) Z.Mettenberger pass short right to D.Hagan to HST 15 for 6 yards (A.J. Bouye). P6
- 1-10-HST 15 (3:22) D.McCluster up the middle to HST 13 for 2 yards (D.Swearinger; M.Mohamed).
- 2-8-HST 13 (2:54) (No Huddle, Shotgun) Z.Mettenberger pass short left to N.Washington to HST 6 for 7 yards (J.Joseph).
- 3-1-HST 6 (2:17) Z.Mettenberger pass short right to D.Walker for 6 yards, TOUCHDOWN. P7
- TWO-POINT CONVERSION ATTEMPT. L.Washington rushes up the middle. ATTEMPT FAILS.



## Houston Texans vs Tennessee Titans at LP Field

HST 27 TEN 9, 10 plays, 83 yards, 3:30 drive, 12:48 elapsed

R.Succop kicks 65 yards from TEN 35 to end zone, Touchback.

Houston Texans at 2:12

1-10-HST 20 (2:12) A.Foster up the middle to HST 23 for 3 yards (S.Hill).

2-7-HST 23 (1:34) R.Fitzpatrick pass deep right to D.Hopkins pushed ob at HST 45 for 22 yards (B.Wreh-Wilson).

P21

1-10-HST 45 (1:16) A.Foster right tackle to HST 49 for 4 yards (J.Casey).

2-6-HST 49 (:44) R.Fitzpatrick pass deep right to D.Hopkins pushed ob at TEN 33 for 18 yards (B.Wreh-Wilson).

P22

1-10-TEN 33 (:27) (No Huddle) A.Blue right tackle to TEN 34 for -1 yards (A.Woods; W.Woodyard).

END OF QUARTER

	Score	Time Poss	First Downs				Efficiencies	
			R	P	X	T	3 Down	4 Down
Houston Texans	27	7:33	4	5	0	9	2/2	0/0
Tennessee Titans	9	7:27	0	4	0	4	2/5	1/1

## Play By Play

## Fourth Quarter

10/26/2014

Houston Texans continued.

- 2-11-TEN 34 (15:00) R.Fitzpatrick pass incomplete deep middle to D.Hopkins [J.Casey].
- 3-11-TEN 34 (14:53) (Shotgun) R.Fitzpatrick pass short right to A.Johnson to TEN 31 for 3 yards (J.Casey).
- 4-8-TEN 31 (14:17) (Field Goal formation) R.Bullock 49 yard field goal is GOOD, Center-J.Weeks, Holder-S.Lechler.

HST 30 TEN 9, 8 plays, 49 yards, 3:00 drive, 0:48 elapsed

R.Bullock kicks 65 yards from HST 35 to TEN 0. L.Washington to TEN 39 for 39 yards (D.Manning).

Tennessee Titans at 14:12, (1st play from scrimmage 14:04)

- 1-10-TEN 39 (14:04) (Shotgun) Z.Mettenberger pass incomplete short left to J.Hunter (K.Jackson).
- 2-10-TEN 39 (14:00) (No Huddle, Shotgun) Z.Mettenberger pass deep right to N.Washington to HST 18 for 43 yards (J.Joseph). TEN-N.Washington was injured during the play. His return is Probable. P8
- 1-10-HST 18 (13:28) (Shotgun) Z.Mettenberger sacked at HST 22 for -4 yards (J.Watt).
- 2-14-HST 22 (12:58) (No Huddle, Shotgun) Z.Mettenberger pass incomplete short right to D.Walker (J.Watt).
- 3-14-HST 22 (12:53) (Shotgun) Z.Mettenberger pass incomplete short right to D.Hagan.
- 4-14-HST 22 (12:46) (Shotgun) Z.Mettenberger pass short middle to L.Washington to HST 10 for 12 yards (M.Mohamed).

Houston Texans at 12:37

- 1-10-HST 10 (12:37) A.Blue left guard to HST 14 for 4 yards (J.Casey).
- 2-6-HST 14 (12:02) A.Blue left end pushed ob at HST 16 for 2 yards (M.Martin).
- 3-4-HST 16 (11:27) (Shotgun) R.Fitzpatrick pass short right to A.Johnson to HST 26 for 10 yards (A.Williamson). P23
- 1-10-HST 26 (10:43) A.Blue right tackle to HST 27 for 1 yard (J.Casey).
- 2-9-HST 27 (9:58) A.Blue right end to HST 30 for 3 yards (A.Woods).
- 3-6-HST 30 (9:16) (Shotgun) R.Fitzpatrick pass short middle to A.Foster to HST 43 for 13 yards (J.McCourty) [M.Martin]. P24
- 1-10-HST 43 (8:30) A.Blue right tackle to HST 42 for -1 yards (W.Woodyard).
- 2-11-HST 42 (7:51) J.Grimes left guard to HST 44 for 2 yards (S.Hill; G.Wilson).
- 3-9-HST 44 (7:07) (Shotgun) R.Fitzpatrick sacked at HST 44 for 0 yards (R.Pitoitua).
- 4-9-HST 44 (6:27) (Punt formation) S.Lechler punts 46 yards to TEN 10, Center-J.Weeks, fair catch by D.McCluster.

Tennessee Titans at 6:17

- 1-10-TEN 10 (6:17) (Shotgun) Z.Mettenberger pass incomplete short middle to K.Wright.
- 2-10-TEN 10 (6:12) (No Huddle, Shotgun) Z.Mettenberger pass incomplete deep left to J.Hunter.
- 3-10-TEN 10 (6:07) (No Huddle, Shotgun) Z.Mettenberger pass short right to B.Sankey to TEN 15 for 5 yards (A.Hal).
- 4-5-TEN 15 (5:27) (Punt formation) B.Kern punts 59 yards to HST 26, Center-B.Brinkley. K.Martin pushed ob at HST 36 for 10 yards (J.Anderson).

Houston Texans at 5:17

- 1-10-HST 36 (5:17) J.Grimes right tackle to HST 41 for 5 yards (D.Morgan).
- 2-5-HST 41 (4:33) A.Blue up the middle to HST 43 for 2 yards (W.Woodyard).
- 3-3-HST 43 (3:52) PENALTY on HST-B.Jones, False Start, 5 yards, enforced at HST 43 - No Play.
- 3-8-HST 38 (3:51) R.Fitzpatrick pass short right to A.Johnson pushed ob at HST 44 for 6 yards (J.McCourty).
- 4-2-HST 44 (3:09) (Punt formation) S.Lechler punts 47 yards to TEN 9, Center-J.Weeks. D.McCluster pushed ob at TEN 18 for 9 yards (M.Mohamed).

Tennessee Titans at 2:59

- 1-10-TEN 18 (2:59) (Shotgun) Z.Mettenberger pass short middle to D.Walker to TEN 27 for 9 yards (D.Swearinger) [J.Simon].
- 2-1-TEN 27 (2:35) (No Huddle, Shotgun) Z.Mettenberger pass short right to D.McCluster to TEN 38 for 11 yards (J.Clowney). P9
- 1-10-TEN 38 (2:05) (No Huddle, Shotgun) Z.Mettenberger pass short middle to B.Sankey to TEN 50 for 12 yards (J.Tuggle; A.Hal). P10

Two-Minute Warning

- 1-10-TEN 50 (1:57) (Shotgun) Z.Mettenberger pass short right to D.McCluster to HST 27 for 23 yards (D.Swearinger) [J.Simon]. P11
- 1-10-HST 27 (1:27) (No Huddle, Shotgun) Z.Mettenberger pass short middle to D.Walker to HST 12 for 15 yards (J.Tuggle). P12
- 1-10-HST 12 (1:02) (No Huddle, Shotgun) Z.Mettenberger pass short left to J.Hunter for 12 yards, TOUCHDOWN. P13
- R.Succop extra point is GOOD, Center-B.Brinkley, Holder-B.Kern.

HST 30 TEN 16, 6 plays, 82 yards, 2:03 drive, 14:04 elapsed

R.Succop kicks onside 16 yards from TEN 35 to HST 49. A.Blue (didn't try to advance) to HST 49 for no gain.

Houston Texans at 0:56, (1st play from scrimmage 0:53)

- 1-10-HST 49 (:53) R.Fitzpatrick kneels to HST 48 for -1 yards.
- 2-11-HST 48 (:33) R.Fitzpatrick kneels to HST 47 for -1 yards.

Houston Texans vs Tennessee Titans at LP Field								
END OF QUARTER	Score	Time Poss	First Downs				Efficiencies	
			R	P	X	T	3 Down	4 Down
Houston Texans	30	10:22	0	2	0	2	2/5	0/0
Tennessee Titans	16	4:38	0	6	0	6	0/2	0/1

## Final Defensive Statistics

## Houston Texans

## Regular Defensive Plays

## Special Teams

## Misc

	TKL	AST	COMB	SK	/ YDS	TFL	Q	IN	PD	FF	FR	TKL	AST	FF	FR	BL	TKL	AST	FF	FR
M.Mohamed	6	2	8	0	0	0	0	0	0	0	0	2	0	0	0	0	0	0	0	0
J.Joseph	5	0	5	0	0	0	0	0	0	0	0	0	0	0	0	0	0	0	0	0
K.Jackson	4	0	4	0	0	1	0	0	2	0	0	0	0	0	0	0	0	0	0	0
A.Dent	3	1	4	0	0	0	1	0	0	0	0	0	0	0	0	0	0	0	0	0
J.Watt	3	0	3	2	9	2	2	0	1	1	0	0	0	0	0	0	0	0	0	0
D.Swearinger	2	1	3	0	0	0	0	1	2	0	0	0	0	0	0	0	0	0	0	0
K.Lewis	2	1	3	0	0	0	0	0	1	0	0	0	0	0	0	0	0	0	0	0
A.J. Bouye	2	1	3	0	0	0	0	0	0	0	0	0	0	0	0	0	0	0	0	0
J.Tuggle	1	2	3	0	0	0	0	0	0	0	0	0	0	0	0	0	0	0	0	0
A.Hal	1	1	2	0	0	0	0	0	0	0	0	0	0	0	0	0	0	0	0	0
T.Jamison	1	0	1	0	0	0	0	0	0	0	1	0	0	0	0	0	0	0	0	0
R.Pickett	1	0	1	0	0	0	0	0	0	0	0	0	0	0	0	0	0	0	0	0
J.Clowney	1	0	1	0	0	0	0	0	0	0	0	0	0	0	0	0	0	0	0	0
B.Reed	0	1	1	0	0	0	0	0	0	0	0	0	0	0	0	0	0	0	0	0
J.Simon	0	0	0	0	0	0	2	0	0	0	0	0	0	0	0	0	0	0	0	0
D.Manning	0	0	0	0	0	0	0	0	0	0	0	2	1	0	0	0	0	0	0	0
J.Prosch	0	0	0	0	0	0	0	0	0	0	0	0	1	0	0	0	0	0	0	0
Total	32	10	42	2	9	3	5	1	6	1	1	4	2	0	0	0	0	0	0	0

TKL = Tackle AST = Assist COMB = Combined QH=QB Hit IN = Interception PD = Pass Defense FF = Forced Fumble FR = Fumble Recovery

## Tennessee Titans

## Regular Defensive Plays

## Special Teams

## Misc

	TKL	AST	COMB	SK	/ YDS	TFL	QH	IN	PD	FF	FR	TKL	AST	FF	FR	BL	TKL	AST	FF	FR
A.Williamson	8	2	10	1	7	2	1	0	1	0	0	0	0	0	0	0	0	0	0	0
M.Griffin	8	0	8	1	6	1	1	0	0	0	0	0	0	0	0	0	0	0	0	0
B.Wreh-Wilson	7	0	7	0	0	0	0	0	2	0	0	0	0	0	0	0	0	0	0	0
W.Woodyard	4	2	6	0	0	2	1	0	0	0	0	0	0	0	0	0	0	0	0	0
J.Casey	5	0	5	0	0	0	1	0	0	0	0	0	0	0	0	0	0	0	0	0
J.McCourty	4	0	4	0	0	0	0	0	2	0	0	0	0	0	0	0	0	0	0	0
S.Hill	2	2	4	0	0	0	0	0	0	0	0	0	0	0	0	0	0	0	0	0
R.Pitoitua	1	3	4	1	0	0	1	0	0	0	0	0	0	0	0	0	0	0	0	0
G.Wilson	1	2	3	0	0	0	0	0	0	0	0	0	0	0	0	0	0	0	0	0
D.Stafford	2	0	2	1	12	1	1	0	0	0	0	0	0	0	0	0	0	0	0	0
K.Wimbley	2	0	2	1	9	1	1	0	0	0	0	0	0	0	0	0	0	0	0	0
D.Morgan	2	0	2	0	0	0	0	0	1	0	0	0	0	0	0	0	0	0	0	0
K.Klug	2	0	2	0	0	0	0	0	0	0	0	0	0	0	0	0	0	0	0	0
A.Woods	1	1	2	0	0	0	0	0	0	0	0	0	0	0	0	0	0	0	0	0
M.Martin	1	0	1	0	0	0	1	0	0	0	0	0	0	0	0	0	0	0	0	0
S.Phillips	1	0	1	0	0	0	0	0	1	0	0	0	0	0	0	0	0	0	0	0
M.Huff	0	0	0	0	0	0	0	0	1	0	0	1	0	0	0	0	0	0	0	0
J.Anderson	0	0	0	0	0	0	0	0	0	0	0	1	0	0	0	0	0	0	0	0
A.Levitre	0	0	0	0	0	0	0	0	0	0	0	0	0	0	0	0	1	0	0	0
B.Schwenke	0	0	0	0	0	0	0	0	0	0	0	0	0	0	0	0	1	0	0	0
Total	51	12	63	5	34	7	8	0	8	0	0	2	0	0	0	0	2	0	0	0

## Ball Possession And Drive Chart

## Houston Texans

#	Time Recd	Time Lost	Time Poss	How Ball Obtained	Drive Began	# Play	Yds Gain	Yds Pen	Net Yds	1st Down	Last Scrm	How Given Up
1	15:00	11:53	3:07	Kickoff	HST 20	5	8	-1	7	1	HST 27	Punt
2	10:23	7:50	2:33	Kickoff	HST 20	6	18	0	18	1	HST 38	Punt
3	4:04	14:51	4:13	Punt	HST 12	8	27	0	27	2	HST 39	Punt
4	12:46	7:36	5:10	Punt	HST 34	13	54	0	54	4	* TEN 12	Field Goal
5	6:28	6:00	0:28	Punt	TEN 44	2	44	0	44	2	TEN 34	Touchdown
6	4:24	4:01	0:23	Punt	HST 23	3	0	0	0	0	HST 23	Punt
7	1:52	0:19	1:33	Interception	TEN 48	10	37	0	37	3	* TEN 11	Field Goal
8	13:50	12:35	1:15	Fumble	TEN 20	3	20	0	20	2	* TEN 5	Touchdown
9	9:48	5:42	4:06	Punt	HST 2	11	103	-5	98	5	* TEN 1	Touchdown
10	2:12	14:12	3:00	Kickoff	HST 20	8	49	0	49	2	TEN 31	Field Goal
11	12:37	6:17	6:20	Downs	HST 10	9	34	0	34	2	HST 44	Punt
12	5:17	2:59	2:18	Punt	HST 36	3	13	-5	8	0	HST 44	Punt
13	0:56	0:00	0:56	Kickoff	HST 49	2	-2	0	-2	0	HST 48	End of Game

(414) Average HST 32

## Tennessee Titans

#	Time Recd	Time Lost	Time Poss	How Ball Obtained	Drive Began	# Play	Yds Gain	Yds Pen	Net Yds	1st Down	Last Scrm	How Given Up
1	11:53	10:23	1:30	Punt	HST 21	4	4	0	4	0	* HST 17	Field Goal
2	7:50	4:04	3:46	Punt	TEN 6	6	47	-15	32	2	TEN 38	Punt
3	14:51	12:46	2:05	Punt	TEN 15	3	8	-7	1	0	TEN 16	Punt
4	7:36	6:28	1:08	Kickoff	TEN 20	3	2	-10	-8	0	TEN 12	Punt
5	6:00	4:24	1:36	Kickoff	TEN 19	3	9	0	9	0	TEN 28	Punt
6	4:01	1:52	2:09	Punt	TEN 45	4	20	-5	15	1	HST 40	Interception
7	0:19	0:00	0:19	Kickoff	TEN 20	1	-1	0	-1	0	TEN 20	End of Half
8	15:00	13:50	1:10	Kickoff	TEN 20	3	0	0	0	0	TEN 25	Fumble
9	12:35	9:48	2:47	Kickoff	TEN 20	5	16	0	16	1	TEN 36	Punt
10	5:42	2:12	3:30	Kickoff	TEN 17	10	83	0	83	3	* HST 6	Touchdown
11	14:12	12:37	1:35	Kickoff	TEN 39	6	51	0	51	1	* HST 22	Downs
12	6:17	5:17	1:00	Punt	TEN 10	3	5	0	5	0	TEN 15	Punt
13	2:59	0:56	2:03	Punt	TEN 18	6	82	0	82	5	* HST 12	Touchdown

(328) Average TEN 25

\* inside opponent's 20

## Time of Possession by Quarter

		1st	2nd	3rd	4th	OT	Total
Visitor	Houston Texans	9:44	7:43	7:33	10:22		35:22
Home	Tennessee Titans	5:16	7:17	7:27	4:38		24:38

## Kickoff Drive No.-Start Average

Texans: 3 - HST 20

Titans: 7 - TEN 22

# Miscellaneous Statistics Report

Houston Texans vs Tennessee Titans

10/26/2014 at LP Field

## Ten Longest Plays for Houston Texans

Yards	Qtr	Play Start	Play Description
43	3	2-4-TEN 44	(6:04) A.Foster right guard pushed ob at TEN 1 for 43 yards (B.Wreh-Wilson).
34	2	1-10-TEN 34	(6:12) (No Huddle) A.Foster up the middle for 34 yards, TOUCHDOWN.
23	2	2-10-TEN 25	(:45) (Shotgun) R.Fitzpatrick pass deep right to D.Hopkins pushed ob at TEN 2 for 23 yards (M.Griffin).
22	1	2-10-HST 12	(3:28) R.Fitzpatrick pass short right to A.Blue pushed ob at HST 34 for 22 yards (J.McCourty).
22	3	2-7-HST 23	(1:34) R.Fitzpatrick pass deep right to D.Hopkins pushed ob at HST 45 for 22 yards (B.Wreh-Wilson).
19	3	3-8-HST 4	(9:06) (Shotgun) R.Fitzpatrick pass short right to D.Hopkins ran ob at HST 23 for 19 yards.
18	3	3-13-HST 20	(7:52) (Shotgun) R.Fitzpatrick pass deep middle to D.Johnson to HST 38 for 18 yards (D.Stafford). Penalty on TEN-J.Casey, Defensive Offside, declined.
18	3	2-6-HST 49	(:44) R.Fitzpatrick pass deep right to D.Hopkins pushed ob at TEN 33 for 18 yards (B.Wreh-Wilson).
15	2	3-12-HST 43	(10:41) (Shotgun) R.Fitzpatrick pass short middle to D.Johnson to TEN 42 for 15 yards (B.Wreh-Wilson).
13	1	2-16-HST 25	(8:49) R.Fitzpatrick pass short left to A.Johnson to HST 38 for 13 yards (B.Wreh-Wilson).

## Ten Longest Plays for Tennessee Titans

Yards	Qtr	Play Start	Play Description
48	3	3-3-TEN 24	(4:59) (No Huddle, Shotgun) Z.Mettenberger pass deep middle to K.Wright to HST 28 for 48 yards (K.Lewis; A.J. Bouye).
43	4	2-10-TEN 39	(14:00) (No Huddle, Shotgun) Z.Mettenberger pass deep right to N.Washington to HST 18 for 43 yards (J.Joseph). TEN-
23	4	1-10-TEN 50	(1:57) (Shotgun) Z.Mettenberger pass short right to D.McCluster to HST 27 for 23 yards (D.Swearinger) [J.Simon].
19	1	3-21-TEN 19	(4:53) (Shotgun) Z.Mettenberger pass short middle to L.Washington to TEN 38 for 19 yards (K.Jackson).
15	4	1-10-HST 27	(1:27) (No Huddle, Shotgun) Z.Mettenberger pass short middle to D.Walker to HST 12 for 15 yards (J.Tuggle).
12	1	1-10-TEN 6	(7:50) (Shotgun) Z.Mettenberger pass short right to J.Hunter to TEN 18 for 12 yards (J.Joseph).
12	2	2-12-TEN 43	(3:04) (Shotgun) Z.Mettenberger pass short left to N.Washington pushed ob at HST 45 for 12 yards (J.Joseph).
12	4	1-10-TEN 38	(2:05) (No Huddle, Shotgun) Z.Mettenberger pass short middle to B.Sankey to TEN 50 for 12 yards (J.Tuggle; A.Hal).
12	4	1-10-HST 12	(1:02) (No Huddle, Shotgun) Z.Mettenberger pass short left to J.Hunter for 12 yards, TOUCHDOWN.
11	4	2-1-TEN 27	(2:35) (No Huddle, Shotgun) Z.Mettenberger pass short right to D.McCluster to TEN 38 for 11 yards (J.Clowney).

## Touchdown Scoring Information

		Offense	Defense	Special Teams
VISITOR	Houston Texans	3	0	0
HOME	Tennessee Titans	2	0	0

## Player Scoring Information

Club	Player	TD	Rush TD	Rec TD	KO TD	Punt TD	Int TD	Fum TD	Misc TD	FG	XP	2Pt Rush	2Pt Rec	Sfty	Points
HST	A.Foster	0	2	1	0	0	0	0	0	0	0	0	0	0	18
HST	R.Bullock	0	0	0	0	0	0	0	0	3	3	0	0	0	12
TEN	D.Walker	0	0	1	0	0	0	0	0	0	0	0	0	0	6
TEN	J.Hunter	0	0	1	0	0	0	0	0	0	0	0	0	0	6
TEN	R.Succop	0	0	0	0	0	0	0	0	1	1	0	0	0	4

## Possession Detail

	First Half		Second Half		Game	
	Visitor	Home	Visitor	Home	Visitor	Home
Largest Lead	10	3	24	0	24	3
Drives Leading	2	2	6	0	8	2
Time of Possession Leading	1:56	5:51	17:55	0:00	19:51	5:51
Largest Deficit	-3	-10	0	-24	-3	-24
Drives Trailing	3	3	0	6	3	9
Time of Possession Trailing	11:56	4:04	0:00	12:05	11:56	16:09
Times Score Tied Up		1		0		1
Lead Changes		2		0		2



# Playtime Percentage

*Percent of playtime per player on offense, defense and special teams*

Houston Texans										Tennessee Titans									
		Offense		Defense		Special Teams						Offense		Defense		Special Teams			
D Newton	T	82	100%			6	19%	C Warmack	G	61	100%					2	6%		
B Brooks	G	82	100%			6	19%	B Schwenke	C	61	100%					2	6%		
D Brown	T	82	100%			6	19%	T Lewan	T	61	100%					2	6%		
C Myers	C	82	100%					Z Mettenberger	QB	61	100%								
R Fitzpatrick	QB	82	100%					M Oher	T	61	100%								
G Graham	TE	80	98%			10	32%	A Levitre	G	61	100%								
A Johnson	WR	76	93%					D Walker	TE	58	95%								
D Hopkins	WR	74	90%			1	3%	J Hunter	WR	55	90%								
B Jones	G	71	87%					K Wright	WR	53	87%								
A Foster	RB	53	65%					N Washington	WR	37	61%								
D Johnson	WR	42	51%					B Sankey	RB	33	54%								
C Fiedorowicz	TE	28	34%			9	29%	D Hagan	WR	23	38%					23	74%		
A Blue	RB	25	30%			22	71%	D McCluster	RB	18	30%					6	19%		
R Griffin	TE	13	16%			9	29%	L Washington	RB	11	18%					7	23%		
X Su'a-Filo	G	11	13%			6	19%	R Gordon	TE	7	11%					7	23%		
J Prosch	FB	7	9%			12	39%	C Coffman	TE	4	7%					9	29%		
J Grimes	RB	6	7%			23	74%	J Battle	TE	3	5%					22	71%		
K Martin	WR	5	6%			8	26%	S Greene	RB	2	3%								
J Watt	DE	1	1%	53	87%	3	10%	B Stingily	T	1	2%					2	6%		
D Swearinger	SS			61	100%			M Griffin	FS			82	100%			6	19%		
K Lewis	FS			55	90%	1	3%	B Wreh-Wilson	CB			81	99%			12	39%		
K Jackson	CB			55	90%	1	3%	J McCourty	CB			81	99%			9	29%		
J Joseph	CB			49	80%			A Williamson	LB			75	91%			16	52%		
W Mercilus	LB			46	75%	11	35%	G Wilson	FS			74	90%			6	19%		
A Bouye	CB			43	70%	9	29%	D Morgan	LB			67	82%			5	16%		
M Mohamed	LB			43	70%	7	23%	J Casey	DT			66	80%			5	16%		
T Jamison	DE			36	59%	6	19%	K Wimbley	LB			53	65%			8	26%		
D Manning	FS			33	54%	19	61%	W Woodyard	LB			53	65%			6	19%		
J Clowney	LB			32	52%			M Huff	CB			44	54%			27	87%		
J Crick	DE			28	46%	2	6%	S Phillips	LB			44	54%			1	3%		
J Tuggle	LB			25	41%	17	55%	S Hill	NT			41	50%			4	13%		
A Dent	LB			22	36%	24	77%	D Stafford	SS			36	44%			23	74%		
B Reed	LB			20	33%	1	3%	R Pitoitua	DE			34	41%			4	13%		
J Pagan	DE			13	21%	1	3%	M Martin	DT			31	38%			9	29%		
A Hal	CB			12	20%	14	45%	K Klug	DT			23	28%			12	39%		
R Pickett	DT			12	20%	2	6%	A Woods	NT			15	18%			2	6%		
J Simon	LB			9	15%	2	6%	Z Gooden	LB			1	1%			23	74%		
E Pleasant	SS			6	10%	21	68%	J Anderson	LB							23	74%		
E Mack	CB			6	10%	19	61%	Q Groves	LB							16	52%		
J Rolle	CB			6	10%	18	58%	B Harris	CB							10	32%		
J Powe	NT			6	10%	2	6%	B Brinkley	LS							8	26%		
R Bullock	K					13	42%	B Kern	P							8	26%		
J Weeks	LS					12	39%	B Ghee	CB							8	26%		
S Lechler	P					12	39%	R Succop	K							6	19%		
T Clabo	T					6	19%	C Spencer	G							2	6%		

# 2014 TENNESSEE TITANS SEASON STATISTICS

## Won 2, Lost 6

Date	W-L	Score	OT	Opponent	Attendance
09/07	W	26-10		Kansas City	73,569*
09/14	L	10-26		Dallas	69,143*
09/21	L	7-33		at Cincinnati	56,743*
09/28	L	17-41		at Indianapolis	64,757*
10/05	L	28-29		Cleveland	69,143*
10/12	W	16-14		Jacksonville	69,143*
10/19	L	17-19		at Washington	75,227*
10/26	L	16-30		Houston	69,143*
11/09				at Baltimore	
11/17				Pittsburgh	
11/23				at Philadelphia	
11/30				at Houston	
12/07				New York Giants	
12/14				New York Jets	
12/18				at Jacksonville	
12/28				Indianapolis	

\* Sellout

Statistic	Tenn.	Opp.
<b>Total First Downs</b>	<b>138</b>	<b>191</b>
Rushing	41	64
Passing	81	108
Penalty	16	19
3rd Down: Made/Att	28/95	42/105
3rd Down Pct.	29.5	40.0
4th Down: Made/Att	3/7	1/5
4th Down Pct.	42.9	20.0
<b>Possession Avg.</b>	<b>27:35</b>	<b>32:25</b>
<b>Total Net Yards</b>	<b>2568</b>	<b>3006</b>
Avg. Per Game	321.0	375.8
<b>Total Plays</b>	<b>460</b>	<b>557</b>
Avg. Per Play	5.6	5.4
<b>Net Yards Rushing</b>	<b>809</b>	<b>1078</b>
Avg. Per Game	101.1	134.8
Total Rushes	184	257
<b>Net Yards Passing</b>	<b>1759</b>	<b>1928</b>
Avg. Per Game	219.9	241.0
Sacked/Yards Lost	20/85	23/148
Gross Yards	1844	2076
Att./Completions	256/153	277/177
Completion Pct.	59.8	63.9
Had Intercepted	8	8
<b>Punts/Average</b>	<b>42/44.7</b>	<b>35/46.4</b>
<b>Net Punting Avg.</b>	<b>42/39.5</b>	<b>35/42.0</b>
<b>Penalties/Yards</b>	<b>63/580</b>	<b>49/382</b>
<b>Fumbles/Ball Lost</b>	<b>9/3</b>	<b>3/3</b>
<b>Touchdowns</b>	<b>15</b>	<b>21</b>
Rushing	4	8
Passing	11	13
Returns	0	0

Score By Periods	Q1	Q2	Q3	Q4	OT	PTS
<b>Team</b>	<b>16</b>	<b>55</b>	<b>36</b>	<b>30</b>	<b>0</b>	<b>137</b>
<b>Opponents</b>	<b>37</b>	<b>57</b>	<b>52</b>	<b>56</b>	<b>0</b>	<b>202</b>

Scoring	TD	Rush	Rec	Ret	K-PAT	FG	S	PTS
Succop	0	0	0	0	14/14	11/13	0	47
Walker	4	0	4	0			0	24
Wright	4	0	4	0			0	24
Hunter	2	0	2	0			0	12
Battle	1	1	0	0			0	6
Greene	1	1	0	0			0	6
Hagan	1	0	1	0			0	6
Locker	1	1	0	0			0	6
Sankey	1	1	0	0			0	6
<b>Team</b>	<b>15</b>	<b>4</b>	<b>11</b>	<b>0</b>	<b>14/14</b>	<b>11/13</b>	<b>0</b>	<b>137</b>
<b>Opponents</b>	<b>21</b>	<b>8</b>	<b>13</b>	<b>0</b>	<b>21/21</b>	<b>17/19</b>	<b>2</b>	<b>202</b>

2-Pt Conv: TM 0-1, OPP 0-0

Rushing	No.	Yds	Avg	Long	TD
Sankey	75	302	4.0	22	1
Greene	45	191	4.2	20	1
Locker	18	107	5.9	29	1
McCluster	24	76	3.2	16	0
Whitehurst	11	50	4.5	23	0
Wright	2	43	21.5	38	0
L. Washington	4	32	8.0	16	0
Battle	4	9	2.3	5	1
Mettenberger	1	-1	-1.0	-1	0
<b>Team</b>	<b>184</b>	<b>809</b>	<b>4.4</b>	<b>38</b>	<b>4</b>
<b>Opponents</b>	<b>257</b>	<b>1078</b>	<b>4.2</b>	<b>43</b>	<b>8</b>

Receiving	No.	Yds	Avg	Long	TD
Walker	35	475	13.6	61t	4
Wright	35	350	10.0	48	4
Hunter	20	351	17.6	75t	2
N. Washington	17	237	13.9	43	0
McCluster	16	136	8.5	25	0
L. Washington	9	65	7.2	19	0
Sankey	8	64	8.0	13	0
Hagan	5	85	17.0	38t	1
Stevens	2	26	13.0	20	0
Thompson	2	24	12.0	13	0
Coffman	2	18	9.0	9	0
Battle	2	13	6.5	12	0
<b>Team</b>	<b>153</b>	<b>1844</b>	<b>12.1</b>	<b>75t</b>	<b>11</b>
<b>Opponents</b>	<b>177</b>	<b>2076</b>	<b>11.7</b>	<b>70t</b>	<b>13</b>

Interceptions	No.	Yds	Avg	Long	TD
Woodyard	2	20	10.0	13	0
Griffin	2	12	6.0	12	0
McCourty	2	0	0.0	0	0
Wreh-Wilson	1	34	34.0	34	0
Wilson	1	0	0.0	0	0
<b>Team</b>	<b>8</b>	<b>66</b>	<b>8.3</b>	<b>34</b>	<b>0</b>
<b>Opponents</b>	<b>8</b>	<b>45</b>	<b>5.6</b>	<b>25</b>	<b>0</b>

Punting	No.	Yds	Avg	Net	TB	In	Lg	B
Kern	41	1878	45.8	39.5	5	14	69	1
<b>Team</b>	<b>42</b>	<b>1878</b>	<b>44.7</b>	<b>39.5</b>	<b>5</b>	<b>14</b>	<b>69</b>	<b>1</b>
<b>Opponents</b>	<b>35</b>	<b>1624</b>	<b>46.4</b>	<b>42.0</b>	<b>3</b>	<b>15</b>	<b>64</b>	<b>0</b>

Punt Returns	Ret	FC	Yds	Avg	Long	TD
McCluster	13	9	95	7.3	48	0
<b>Team</b>	<b>13</b>	<b>9</b>	<b>95</b>	<b>7.3</b>	<b>48</b>	<b>0</b>
<b>Opponents</b>	<b>18</b>	<b>11</b>	<b>119</b>	<b>6.6</b>	<b>30</b>	<b>0</b>

Kickoff Returns	No.	Yds	Avg	Long	TD
L. Washington	15	333	22.2	50	0
Battle	1	21	21.0	21	0
Klug	1	12	12.0	12	0
<b>Team</b>	<b>17</b>	<b>366</b>	<b>21.5</b>	<b>50</b>	<b>0</b>
<b>Opponents</b>	<b>13</b>	<b>286</b>	<b>22.0</b>	<b>32</b>	<b>0</b>

Field Goals	1-19	20-29	30-39	40-49	50+
Succop	0/0	2/2	5/5	4/6	0/0
<b>Team</b>	<b>0/0</b>	<b>2/2</b>	<b>5/5</b>	<b>4/6</b>	<b>0/0</b>
<b>Opponents</b>	<b>0/0</b>	<b>4/4</b>	<b>7/7</b>	<b>5/6</b>	<b>1/2</b>

Succop: (36G,31G,46G,47G) (47G) (40N,44N) (36G) () (25G,21G,42G) (36G) (35G)

OPP: (35G,48N) (48G,44G,51G,48G) (29G) (31G,30G) (38G,42G) (55B) (31G,31G,27G,22G) (30G,29G,49G)

**Sacks:** Casey 4, Griffin 3, Hill 2, Klug 2, Pitoitua 2, Wimbley 2, Huff 1, Morgan 1, Phillips 1, Pollard 1, Sensabaugh 1, Stafford 1, Williamson 1, Woodyard 1, **TM 23, OPP 20**

**FUM/Lost:** Locker 2/0, Whitehurst 2/0, McCluster 1/1, Mettenberger 1/1, Walker 1/0, L. Washington 1/0, Wright 1/1

Passing	Att	Cmp	Yds	Cmp%	Yds/Att	TD	TD%	Int	Int%	Long	Sack/Lost	Rating
Locker	112	65	764	58.0	6.82	4	3.6	4	3.6	61t	9/34	75.9
Whitehurst	98	59	764	60.2	7.80	5	5.1	2	2.0	75t	9/42	93.2
Mettenberger	46	29	316	63.0	6.87	2	4.3	2	4.3	48	2/9	79.6
<b>Team</b>	<b>256</b>	<b>153</b>	<b>1844</b>	<b>59.8</b>	<b>7.20</b>	<b>11</b>	<b>4.3</b>	<b>8</b>	<b>3.1</b>	<b>75t</b>	<b>20/85</b>	<b>83.2</b>
<b>Opponents</b>	<b>277</b>	<b>177</b>	<b>2076</b>	<b>63.9</b>	<b>7.49</b>	<b>13</b>	<b>4.7</b>	<b>8</b>	<b>2.9</b>	<b>70t</b>	<b>23/148</b>	<b>90.2</b>

## **NIGHTMARE SEASON CONTINUES TITANS LOSE TO RAVENS 21-7**

**BY JIM WYATT  
THE TENNESSEAN  
NOVEMBER 9, 2014**

BALTIMORE – The Titans showed some promise early in Sunday's game against the Ravens, but it didn't last long.

The offense disappeared and the defense failed to hold up when it mattered. It resulted in a 21-7 defeat, another ugly Sunday in what continues to be a nightmare of a season.

The Titans (2-7) have lost seven of their last eight games.

They started the game with an impressive 15-play drive that ended in disaster when running back Shonn Greene fumbled at the goal line.

But after getting a stop, the Titans responded in positive fashion with another lengthy drive capped off with a touchdown pass from rookie quarterback Zach Mettenberger to running back Leon Washington to make it 7-0.

The Titans dominated the game early, racking up 10 first downs in the first quarter alone.

The Ravens tied it 7-7 midway through the second quarter, however, on Justin Forsett's nine-yard touchdown run, which came on a fourth-and-one. It was 7-7 at the half.

There was a scary moment in the first half when Titans tight end Delanie Walker was knocked out of the game after taking a big hit going across the middle. Walker stayed on the field for several minutes before eventually walking to the sideline. Later, he was taken to the locker room on a cart and ruled out with a concussion.

The Ravens took a 14-7 lead in the third quarter in Forsett's second

touchdown of the game, this time an 11-yard run.

The Titans did nothing on offense in the third quarter, going three-and-out on all three possessions as the Ravens took control of the game.

After a fast start, Mettenberger cooled down, and so did the offense. The Titans managed just one first down in the second and third quarter combined.

It opened the door for the Ravens to pad their lead, and with 13:09 left in the game they went ahead 21-7 on a 32-yard touchdown pass from quarterback Joe Flacco to receiver Torrey Smith, who got behind cornerback Blidi Wreh-Wilson for the score.

Mettenberger threw an interception late in the fourth quarter. The Ravens drove to the 1-yard line but ran out the clock instead of scoring.

Making his second NFL start, Mettenberger finished 16-of-27 passing for 179 yards, with one touchdown, one interception and a 76.0 passer rating. Sankey led the Titans in rushing with 58 yards on 17 carries.

The Titans continued to struggle with penalties, committing nine for 67 yards.

Forsett rushed for 112 yards on 20 attempts to lead the Ravens. Flacco finished 16-of-27 for 169 yards with one touchdown and an 89.9 rating.

Next up for the Titans: a Nov. 17 game against the Steelers on "Monday Night Football."

###

# National Football League Game Summary

NFL Copyright © 2014 by The National Football League. All rights reserved. This summary and play-by-play is for the express purpose of assisting media in their coverage of the game; any other use of this material is prohibited without the written permission of the National Football League. Updated: 11/21/2014

Date: Sunday, 11/9/2014 Tennessee Titans at Baltimore Ravens Start Time: 1:03 PM EST  
at M&T Bank Stadium, Baltimore, Md.

Game Day Weather  
Game Weather: Partly Cloudy Temp: 57° F (13.9° C) Humidity: 37%, Wind: W 7 mph  
Played Outdoor on Turf: Sportex Momentum Outdoor Weather: Partly Cloudy, Wind Chill: n/a

Officials  
Referee: Coleman, Walt (65) Umpire: Schuster, Bill (129) Head Linesman: Bergman, Jerry (91)  
Line Judge: Spanier, Michael (90) Side Judge: Banks, Michael (72) Field Judge: Gautreaux, Greg (80)  
Back Judge: Martinez, Rich (39) Replay Official: Nazzaro, Louis ()

Tennessee Titans				Baltimore Ravens			
Offense		Defense		Offense		Defense	
WR	15 J.Hunter	DE	92 R.Pitoitua	LWR	82 T.Smith	DT	92 H.Ngata
WR	13 K.Wright	NT	96 A.Woods	LT	60 E.Monroe	N	98 B.Williams
LT	77 T.Lewan	DT	99 J.Casey	LG	72 K.Osemele	DE	99 C.Canty
LG	67 A.Levitre	OLB	91 D.Morgan	C	53 J.Zuttah	OLB	55 T.Suggs
C	62 B.Schwenke	ILB	59 W.Woodyard	RG	73 M.Yanda	ILB	57 C.Mosley
RG	70 C.Warmack	ILB	54 A.Williamson	RT	71 R.Wagner	ILB	51 D.Smith
RT	72 M.Oher	OLB	95 K.Wimbley	TE	81 O.Daniels	SAM	91 C.Upshaw
TE	82 D.Walker	CB	25 B.Wreh-Wilson	RWR	89 S.Smith	LCB	21 L.Webb
FB	44 J.Battle	SS	21 G.Wilson	QB	5 J.Flacco	FS	24 D.Stewart
QB	7 Z.Mettenberger	FS	33 M.Griffin	RB	29 J.Forsett	RCB	41 A.Levine
RB	20 B.Sankey	CB	30 J.McCourty	FB	44 K.Juszczyk	SS	33 W.Hill

Substitutions Substitutions  
P 6 B.Kern, K 8 R.Succop, RB 22 D.McCluster, RB 23 S.Greene, CB 24 C.Sensabaugh, DB 28 M.Huff, RB 29 L.Washington, CB 38 B.Ghee, S 39 D.Stafford, LS 48 B.Brinkley, LB 50 Z.Gooden, OLB 53 Q.Groves, LB 57 J.Anderson, OLB 58 S.Phillips, G/C 60 C.Spencer, T 68 B.Stingily, WR 80 D.Hagan, WR 85 N.Washington, TE 86 C.Coffman, TE 89 R.Gordon, DL 90 D.Jones, DL 93 M.Martin, DL 97 K.Klug  
P 4 S.Koch, K 9 J.Tucker, WR 11 K.Aiken, WR/RS 12 J.Jones, WR 14 M.Brown, S 26 M.Elam, RB 30 B.Pierce, S 31 T.Brooks, RB 34 L.Taliaferro, S 36 J.Miles, CB 37 D.Gorrer, CB 39 T.Jacobs, LS 47 K.McDermott, ILB 50 A.McClellan, LB 54 Z.Orr, OLB 58 E.Dumervil, ILB 59 A.Brown, G/C 64 J.Urschel, DE 67 L.Guy, T 74 J.Hurst, TE 80 C.Gillmore, OLB 90 P.McPhee, DT 97 T.Jernigan

Did Not Play Did Not Play  
QB 10 J.Locker QB 2 T.Taylor  
Not Active Not Active  
QB 12 C.Whitehurst, WR 17 K.Durham, RB 26 A.Andrews, CB 32 B.Harris, T 76 W.Svitek, TE 87 B.Brackett, NT 94 S.Hill  
WR/RS 15 M.Campanaro, S 28 B.Trawick, CB 38 R.Melvin, DT 62 T.Cody, G/C 66 G.Gradkowski, G/T 76 J.Reid, DE 93 D.Tyson

Field Goals (made ( ) & missed)		1	2	3	4	OT	Total
VISITOR:	Tennessee Titans	7	0	0	0	0	7
HOME:	Baltimore Ravens	0	7	7	7	0	21

Scoring Plays							
Team	Qtr	Time	Play Description (Extra Point) (Drive Info)			Visitor	Home
Titans	1	0:20	L.Washington 3 yd. pass from Z.Mettenberger (R.Succop kick) (9-58, 4:38)			7	0
Ravens	2	6:43	J.Forsett 9 yd. run (J.Tucker kick) (8-46, 3:56)			7	7
Ravens	3	5:36	J.Forsett 11 yd. run (J.Tucker kick) (11-72, 5:52)			7	14
Ravens	4	13:09	T.Smith 32 yd. pass from J.Flacco (J.Tucker kick) (6-53, 2:15)			7	21
Paid Attendance: 70,914						Time: 2:55	

## Final Team Statistics

	Visitor Titans	Home Ravens
TOTAL FIRST DOWNS	14	18
By Rushing	3	8
By Passing	11	10
By Penalty	0	0
THIRD DOWN EFFICIENCY	4-12-33%	4-13-31%
FOURTH DOWN EFFICIENCY	0-0-0%	1-1-100%
TOTAL NET YARDS	210	312
Total Offensive Plays (inc. times thrown passing)	54	62
Average gain per offensive play	3.9	5.0
NET YARDS RUSHING	67	151
Total Rushing Plays	22	34
Average gain per rushing play	3.0	4.4
Tackles for a loss-number and yards	0-0	3-6
NET YARDS PASSING	143	161
Times thrown - yards lost attempting to pass	5-36	1-8
Gross yards passing	179	169
PASS ATTEMPTS-COMPLETIONS-HAD INTERCEPTED	27-16-1	27-16-0
Avg gain per pass play (inc.# thrown passing)	4.5	5.8
KICKOFFS Number-In End Zone-Touchbacks	2-2-1	4-4-2
PUNTS Number and Average	8-51.8	7-45.3
Had Blocked	0	0
FGs - PATs Had Blocked	0-0	0-0
Net Punting Average	48.8	43.9
TOTAL RETURN YARDAGE (Not Including Kickoffs)	10	39
No. and Yards Punt Returns	2-10	4-24
No. and Yards Kickoff Returns	2-43	1-27
No. and Yards Interception Returns	0-0	1-15
PENALTIES Number and Yards	9-67	5-40
FUMBLES Number and Lost	2-1	1-0
TOUCHDOWNS	1	3
Rushing	0	2
Passing	1	1
EXTRA POINTS Made-Attempts	1-1	3-3
Kicking Made-Attempts	1-1	3-3
FIELD GOALS Made-Attempts	0-0	0-0
RED ZONE EFFICIENCY	1-2-50%	2-3-67%
GOAL TO GO EFFICIENCY	1-2-50%	0-1-0%
SAFETIES	0	0
FINAL SCORE	7	21
TIME OF POSSESSION	29:13	30:47

## Final Individual Statistics

## Tennessee Titans

RUSHING	ATT	YDS	AVG	LG	TD
B.Sankey	16	55	3.4	11	0
S.Greene	4	8	2.0	4	0
L.Washington	1	3	3.0	3	0
K.Wright	1	1	1.0	1	0
Total	22	67	3.0	11	0

PASSING	ATT	CMP	YDS	SK/YD	TD	LG	IN	RT
Z.Mettenberger	27	16	179	5/36	1	20	1	76.0
Total	27	16	179	5/36	1	20	1	76.0

PASS RECEIVING	TAR	REC	YDS	AVG	LG	TD
K.Wright	7	4	53	13.3	20	0
D.Walker	5	3	37	12.3	17	0
B.Sankey	3	3	19	6.3	9	0
N.Washington	3	2	30	15.0	17	0
L.Washington	3	2	12	6.0	9	1
J.Hunter	2	1	17	17.0	17	0
J.Battle	1	1	11	11.0	11	0
C.Coffman	3	0	0	0.0	0	0
Total	27	16	179	11.2	20	1

INTERCEPTIONS	NO	YDS	AVG	LG	TD
Total	0	0	0	0	0

PUNTING	NO	YDS	AVG	NET	TB	IN20	LG
B.Kern	8	414	51.8	48.8	0	0	58
Total	8	414	51.8	48.8	0	0	58

PUNT RETURNS	NO	YDS	AVG	FC	LG	TD
L.Washington	2	10	5.0	1	9	0
[DOWNED]	1	0	0.0	0	0	0
[OUT OF BOUNDS]	3	0	0.0	0	0	0
Total	2	10	5.0	1	9	0

KICKOFF RETURNS	NO	YDS	AVG	FC	LG	TD
L.Washington	2	43	21.5	0	27	0
[TOUCHBACK]	2	0	0.0	0	0	0
Total	2	43	21.5	0	27	0

## Baltimore Ravens

RUSHING	ATT	YDS	AVG	LG	TD
J.Forsett	20	112	5.6	37	2
B.Pierce	8	31	3.9	10	0
L.Taliaferro	3	10	3.3	4	0
J.Flacco	3	-2	-0.7	0	0
Total	34	151	4.4	37	2

PASSING	ATT	CMP	YDS	SK/YD	TD	LG	IN	RT
J.Flacco	27	16	169	1/8	1	32	0	89.9
Total	27	16	169	1/8	1	32	0	89.9

PASS RECEIVING	TAR	REC	YDS	AVG	LG	TD
T.Smith	8	5	75	15.0	32	1
K.Juszczyk	3	3	26	8.7	16	0
S.Smith	7	3	17	5.7	12	0
O.Daniels	4	2	20	10.0	13	0
M.Brown	2	2	18	9.0	11	0
K.Aiken	1	1	13	13.0	13	0
C.Gillmore	1	0	0	0.0	0	0
J.Forsett	1	0	0	0.0	0	0
Total	27	16	169	10.6	32	1

INTERCEPTIONS	NO	YDS	AVG	LG	TD
D.Gorrer	1	15	15.0	15	0
Total	1	15	15.0	15	0

PUNTING	NO	YDS	AVG	NET	TB	IN20	LG
S.Koch	7	317	45.3	43.9	0	4	69
Total	7	317	45.3	43.9	0	4	69

PUNT RETURNS	NO	YDS	AVG	FC	LG	TD
J.Jones	4	24	6.0	2	15	0
[DOWNED]	1	0	0.0	0	0	0
[OUT OF BOUNDS]	1	0	0.0	0	0	0
Total	4	24	6.0	2	15	0

KICKOFF RETURNS	NO	YDS	AVG	FC	LG	TD
J.Jones	1	27	27.0	0	27	0
[TOUCHBACK]	1	0	0.0	0	0	0
Total	1	27	27.0	0	27	0

## Tennessee Titans

FUMBLES	FUM	LOST	OWN-REC	YDS	TD	FORCED	OPP-REC	YDS	TD	OUT-BDS
S.Greene	1	1	0	0	0	0	0	0	0	0
L.Washington	1	0	0	0	0	0	0	0	0	1
Total	2	1	0	0	0	0	0	0	0	1

## Baltimore Ravens

FUMBLES	FUM	LOST	OWN-REC	YDS	TD	FORCED	OPP-REC	YDS	TD	OUT-BDS
J.Flacco	1	0	1	-5	0	0	0	0	0	0
A.McClellan	0	0	0	0	0	1	0	0	0	0
H.Ngata	0	0	0	0	0	1	0	0	0	0
L.Guy	0	0	0	0	0	0	1	6	0	0
Total	1	0	1	-5	0	2	1	6	0	0



Play By Play

First Quarter

11/9/2014

BLT wins the coin toss and elects to defer. TEN elects to Receive, and BLT elects to defend the east goal.

J.Tucker kicks 65 yards from BLT 35 to end zone, Touchback.

Tennessee Titans at 15:00

1-10-TEN 20	(15:00) Z.Mettenberger pass incomplete short middle to J.Hunter (C.Mosley).	
2-10-TEN 20	(14:56) B.Sankey right tackle to TEN 31 for 11 yards (L.Webb).	R1
1-10-TEN 31	(14:21) (Shotgun) Z.Mettenberger pass incomplete short left to K.Wright.	
2-10-TEN 31	(14:17) B.Sankey left end to TEN 32 for 1 yard (A.Levine).	
3-9-TEN 32	(13:41) (Shotgun) Z.Mettenberger pass short middle to D.Walker to TEN 47 for 15 yards (C.Mosley).	P2
1-10-TEN 47	(13:00) K.Wright left end to TEN 48 for 1 yard (A.Levine; T.Suggs). End around play.	
2-9-TEN 48	(12:18) Z.Mettenberger pass deep right to N.Washington ran ob at BLT 35 for 17 yards. Penalty on BLT-T.Suggs, Defensive Offside, declined.	P3
1-10-BLT 35	(11:50) PENALTY on TEN-R.Gordon, False Start, 5 yards, enforced at BLT 35 - No Play.	
1-15-BLT 40	(11:32) (Shotgun) B.Sankey left guard to BLT 37 for 3 yards (H.Ngata; P.McPhee).	
2-12-BLT 37	(10:49) (Shotgun) Z.Mettenberger pass short right to D.Walker to BLT 32 for 5 yards (C.Mosley). No. 22 - McClusker (TEN) injured on play.	
3-7-BLT 32	(10:21) (Shotgun) Z.Mettenberger pass short middle to D.Walker to BLT 15 for 17 yards (T.Brooks; W.Hill).	P4
1-10-BLT 15	(9:45) B.Sankey left tackle to BLT 7 for 8 yards (D.Stewart; C.Upshaw).	
2-2-BLT 7	(9:09) S.Greene right guard to BLT 6 for 1 yard (B.Williams; D.Smith).	
3-1-BLT 6	(8:28) S.Greene left tackle to BLT 2 for 4 yards (A.McClellan; J.Miles).	R5
1-2-BLT 2	(7:49) (Shotgun) B.Sankey up the middle to BLT 1 for 1 yard (T.Suggs; C.Upshaw).	
2-1-BLT 1	(7:07) 97 - Klug, 68-Stingily report as eligible. S.Greene right guard to BLT 1 for no gain (H.Ngata). FUMBLES (H.Ngata), RECOVERED by BLT-L.Guy at BLT -1. L.Guy to BLT 5 for 6 yards (D.Walker). The Replay Official challenged the fumble ruling, and the play was Upheld. The ruling on the field stands.	

Baltimore Ravens at 6:48

1-10-BLT 5	(6:48) J.Forsett left guard to BLT 10 for 5 yards (W.Woodyard).
2-5-BLT 10	(6:12) J.Forsett right end to BLT 10 for no gain (A.Woods; W.Woodyard).
3-5-BLT 10	(5:44) J.Forsett left guard to BLT 13 for 3 yards (K.Klug).
4-2-BLT 13	(5:06) (Punt formation) S.Koch punts 45 yards to TEN 42, Center-K.McDermott, out of bounds.

Tennessee Titans at 4:58

1-10-TEN 42	(4:58) Z.Mettenberger pass deep right to K.Wright to BLT 43 for 15 yards (L.Webb).	P6
1-10-BLT 43	(4:27) B.Sankey left tackle to BLT 37 for 6 yards (B.Williams).	
2-4-BLT 37	(3:53) B.Sankey right end to BLT 31 for 6 yards (D.Smith).	R7
1-10-BLT 31	(3:11) Z.Mettenberger pass incomplete deep left to K.Wright [D.Smith].	
2-10-BLT 31	(3:05) (Shotgun) B.Sankey left guard to BLT 30 for 1 yard (H.Ngata). Timeout #1 by TEN at 02:18.	
3-9-BLT 30	(2:18) (Shotgun) Z.Mettenberger pass deep right to J.Hunter to BLT 13 for 17 yards (D.Gorrer).	P8
1-10-BLT 13	(1:46) (Shotgun) B.Sankey right guard to BLT 12 for 1 yard (E.Dumervil; M.Elam).	
2-9-BLT 12	(1:05) (Shotgun) Z.Mettenberger pass short middle to B.Sankey to BLT 3 for 9 yards (C.Mosley; D.Stewart).	P9
1-3-BLT 3	(:26) (Shotgun) Z.Mettenberger pass short middle to L.Washington for 3 yards, TOUCHDOWN. Shovel pass. R.Succop extra point is GOOD, Center-B.Brinkley, Holder-B.Kern.	P10

TEN 7 BLT 0, 9 plays, 58 yards, 4:38 drive, 14:40 elapsed

R.Succop kicks 65 yards from TEN 35 to end zone, Touchback.

Baltimore Ravens at 0:20

1-10-BLT 20	(:20) PENALTY on BLT-R.Wagner, False Start, 5 yards, enforced at BLT 20 - No Play.
1-15-BLT 15	(:20) J.Flacco pass short left to K.Juszczyk to BLT 22 for 7 yards (B.Wreh-Wilson; J.McCourtly) [A.Williamson].

END OF QUARTER

	Score	Time Poss	First Downs				Efficiencies	
			R	P	X	T	3 Down	4 Down
Tennessee Titans	7	12:50	3	7	0	10	4/4	0/0
Baltimore Ravens	0	2:10	0	0	0	0	0/1	0/0

## Play By Play

## Second Quarter

11/9/2014

Baltimore Ravens continued.

2-8-BLT 22	(15:00) J.Flacco pass short middle to K.Aiken to BLT 35 for 13 yards (D.Morgan).	P1
<u>1-10-BLT 35</u>	(14:26) J.Flacco pass short left to K.Juszyk to TEN 49 for 16 yards (G.Wilson).	P2
<u>1-10-TEN 49</u>	(14:00) B.Pierce left tackle to TEN 48 for 1 yard (A.Williamson; K.Wimbley).	
2-9-TEN 48	(13:26) J.Flacco pass incomplete short middle to O.Daniels (G.Wilson).	
3-9-TEN 48	(13:21) (Shotgun) J.Flacco pass incomplete short left to S.Smith.	
4-9-TEN 48	(13:17) (Punt formation) S.Koch punts 32 yards to TEN 16, Center-K.McDermott, out of bounds.	

Tennessee Titans at 13:09

1-10-TEN 16	(13:09) B.Sankey left guard to TEN 20 for 4 yards (C.Upshaw; T.Jernigan).	
2-6-TEN 20	(12:36) Z.Mettenberger pass deep left to J.Hunter to BLT 44 for 36 yards (D.Stewart).	
	PENALTY on TEN-J.Hunter, Offensive Pass Interference, 10 yards, enforced at TEN 20 - No Play.	
2-16-TEN 10	(12:10) (Shotgun) Z.Mettenberger pass short right to K.Wright to TEN 18 for 8 yards (L.Webb).	
	Timeout #1 by BLT at 11:26.	
3-8-TEN 18	(11:26) Z.Mettenberger sacked at TEN 5 for -13 yards (E.Dumervil).	
4-21-TEN 5	(10:48) (Punt formation) B.Kern punts 41 yards to TEN 46, Center-B.Brinkley, downed by TEN-D.Hagan.	

Baltimore Ravens at 10:39

1-10-TEN 46	(10:39) J.Forsett left guard to TEN 44 for 2 yards (D.Morgan; J.Casey).	
2-8-TEN 44	(10:07) J.Flacco pass short middle to T.Smith to TEN 30 for 14 yards (B.Wreh-Wilson).	P3
<u>1-10-TEN 30</u>	(9:29) J.Forsett left tackle to TEN 32 for -2 yards (A.Williamson).	
2-12-TEN 32	(8:53) J.Flacco pass short middle to T.Smith to TEN 18 for 14 yards (C.Sensabaugh).	P4
<u>1-10-TEN 18</u>	(8:13) J.Flacco pass incomplete deep left to T.Smith.	
2-10-TEN 18	(8:13) J.Flacco pass short middle to S.Smith to TEN 13 for 5 yards (J.McCourty).	
3-5-TEN 13	(7:27) (Shotgun) J.Flacco pass short middle to T.Smith to TEN 9 for 4 yards (B.Wreh-Wilson).	
4-1-TEN 9	(6:50) J.Forsett left end for 9 yards, TOUCHDOWN. Pitch to left.	R5
	J.Tucker extra point is GOOD, Center-K.McDermott, Holder-S.Koch.	

TEN 7 BLT 7, 8 plays, 46 yards, 3:56 drive, 8:17 elapsed

J.Tucker kicks 65 yards from BLT 35 to end zone, Touchback.

Tennessee Titans at 6:43

1-10-TEN 20	(6:43) Z.Mettenberger sacked at TEN 11 for -9 yards (T.Jernigan).	
2-19-TEN 11	(5:57) (Shotgun) Z.Mettenberger pass short right to B.Sankey to TEN 19 for 8 yards (D.Gorrer).	
3-11-TEN 19	(5:18) (Shotgun) Z.Mettenberger pass incomplete short middle to D.Walker (W.Hill) [P.McPhee].	
4-11-TEN 19	(5:13) (Punt formation) B.Kern punts 54 yards to BLT 27, Center-B.Brinkley, fair catch by J.Jones.	

Baltimore Ravens at 5:06

1-10-BLT 27	(5:06) J.Forsett right guard to BLT 30 for 3 yards (J.Casey).	
2-7-BLT 30	(4:28) J.Flacco pass incomplete short middle to C.Gillmore (D.Morgan).	
3-7-BLT 30	(4:24) (Shotgun) J.Flacco FUMBLES (Aborted) at BLT 25, and recovers at BLT 25. J.Flacco to BLT 25 for no gain (J.Casey).	
4-12-BLT 25	(3:50) S.Koch punts 46 yards to TEN 29, Center-K.McDermott. L.Washington to TEN 46 for 17 yards (A.McClellan). FUMBLES (A.McClellan), ball out of bounds at BLT 46.	
	PENALTY on TEN-Z.Gooden, Illegal Block Above the Waist, 10 yards, enforced at TEN 38.	

Tennessee Titans at 3:39

1-10-TEN 28	(3:39) B.Sankey left end to TEN 29 for 1 yard (B.Williams).	
2-9-TEN 29	(3:19) Z.Mettenberger pass short left to B.Sankey to TEN 31 for 2 yards (C.Mosley).	
3-7-TEN 31	(2:22) (Shotgun) Z.Mettenberger pass short middle to D.Walker to TEN 45 for 14 yards (T.Brooks). FUMBLES (T.Brooks), recovered by TEN-K.Wright at TEN 43. K.Wright to TEN 49 for 6 yards (D.Smith; W.Hill). Baltimore challenged the pass completion ruling, and the play was REVERSED. (Shotgun) Z.Mettenberger pass incomplete short middle to D.Walker (T.Brooks). TEN-D.Walker was injured during the play. PENALTY on TEN-L.Washington, Unnecessary Roughness, 15 yards, enforced between downs.	
4-22-TEN 16	(2:16) (Punt formation) B.Kern punts 58 yards to BLT 26, Center-B.Brinkley. J.Jones to BLT 33 for 7 yards (Q.Groves).	
	PENALTY on BLT-A.Levine, Offensive Holding, 10 yards, enforced at BLT 26.	

Baltimore Ravens at 2:04

1-10-BLT 16	(2:04) J.Flacco pass incomplete short right to O.Daniels.	
-------------	---	--

Two-Minute Warning

Tennessee Titans vs Baltimore Ravens at M&T Bank Stadium

- 2-10-BLT 16 (1:58) J.Flacco pass incomplete deep middle to S.Smith (D.Stafford).
- 3-10-BLT 16 (1:53) (Shotgun) J.Flacco pass incomplete deep right to T.Smith (B.Wreh-Wilson).
- 4-10-BLT 16 (1:45) (Punt formation) S.Koch punts 69 yards to TEN 15, Center-K.McDermott, out of bounds.

Tennessee Titans at 1:35

- 1-10-TEN 15 (1:35) (Shotgun) Z.Mettenberger pass short left to N.Washington to TEN 28 for 13 yards (A.Levine).
- 1-10-TEN 28 (1:08) (No Huddle, Shotgun) Z.Mettenberger pass incomplete short left to N.Washington (A.Levine).
- 2-10-TEN 28 (1:05) (Shotgun) PENALTY on TEN-C.Warmack, False Start, 5 yards, enforced at TEN 28 - No Play.
- 2-15-TEN 23 (1:05) (Shotgun) Z.Mettenberger pass incomplete short middle to L.Washington (H.Ngata).
- 3-15-TEN 23 (1:01) (Shotgun) Z.Mettenberger pass short left to L.Washington to TEN 32 for 9 yards (A.Levine; C.Mosley).
- Timeout #2 by BLT at 00:54.
- 4-6-TEN 32 (:54) (Punt formation) B.Kern punts 53 yards to BLT 15, Center-B.Brinkley. J.Jones to BLT 30 for 15 yards (A.Williamson).

Baltimore Ravens at 0:43

- 1-10-BLT 30 (:43) (Shotgun) J.Flacco sacked at BLT 22 for -8 yards (D.Morgan).

END OF QUARTER

	Score	Time Poss	First Downs				Efficiencies	
			R	P	X	T	3 Down	4 Down
Tennessee Titans	7	6:34	0	1	0	1	0/4	0/0
Baltimore Ravens	7	8:26	1	4	0	5	0/4	1/1

11/9/2014 at M&T Bank Stadium

## PERIOD SCORES

## TIME OF POSSESSION

## - Scoring Plays

	Tennessee Titans	Baltimore Ravens
TOTAL FIRST DOWNS	11	5
First Downs Rushing-Passing-by Penalty	3 - 8 - 0	1 - 4 - 0
THIRD DOWN EFFICIENCY	4-8-50%	0-5-0%
TOTAL NET YARDS	165	86
Total Offensive Plays	37	24
NET YARDS RUSHING	49	21
NET YARDS PASSING	116	65
Gross Yards Passing	138	73
Times thrown-yards lost attempting to pass	2-22	1-8
Pass Attempts-Completions-Had Intercepted	20 - 13 - 0	14 - 7 - 0
Punts-Number and Average	4 - 51.5	4 - 48
Penalties-Number and Yards	5 - 45	2 - 15
Fumbles-Number and Lost	2 - 1	1 - 0
Red Zone Efficiency	1-2-50%	1-1-100%
Average Drive Start	TEN 24	BLT 25

[illegible]

11/9/2014 at M&T Bank Stadium

[illegible]

## Play By Play

## Third Quarter

11/9/2014

BLT elects to Receive, and TEN elects to defend the East goal.

R.Succop kicks 70 yards from TEN 35 to BLT -5. J.Jones to BLT 22 for 27 yards (Z.Gooden).

Baltimore Ravens at 15:00, (1st play from scrimmage 14:54)

1-10-BLT 22	(14:54) J.Flacco pass short left to S.Smith to BLT 34 for 12 yards (J.McCourty).	P6
<u>1-10-BLT 34</u>	(14:21) J.Forsett left tackle to BLT 35 for 1 yard (W.Woodyard).	
2-9-BLT 35	(13:49) J.Flacco pass incomplete short right to S.Smith.	
3-9-BLT 35	(13:44) J.Flacco pass short left to S.Smith to BLT 35 for no gain (A.Williamson).	
4-9-BLT 35	(13:10) (Punt formation) S.Koch punts 41 yards to TEN 24, Center-K.McDermott. L.Washington to TEN 34 for 10 yards (L.Taliaferro).	
	PENALTY on TEN-C.Sensabaugh, Illegal Block Above the Waist, 10 yards, enforced at TEN 25.	

Tennessee Titans at 13:01

1-10-TEN 15	(13:01) PENALTY on BLT-T.Suggs, Neutral Zone Infraction, 5 yards, enforced at TEN 15 - No Play.	
1-5-TEN 20	(13:01) B.Sankey right guard to TEN 21 for 1 yard (T.Suggs).	
2-4-TEN 21	(12:25) (Shotgun) B.Sankey right guard to TEN 24 for 3 yards (C.Upshaw).	
3-1-TEN 24	(11:40) (Shotgun) Z.Mettenberger pass incomplete short right to K.Wright (A.Levine).	
4-1-TEN 24	(11:36) (Punt formation) B.Kern punts 48 yards to BLT 28, Center-B.Brinkley, fair catch by J.Jones.	

Baltimore Ravens at 11:28

1-10-BLT 28	(11:28) B.Pierce right tackle to BLT 38 for 10 yards (K.Wimbley).	R7
<u>1-10-BLT 38</u>	(10:53) B.Pierce left guard to BLT 41 for 3 yards (A.Williamson).	
2-7-BLT 41	(10:24) J.Flacco pass short left to T.Smith to TEN 48 for 11 yards (B.Wreh-Wilson).	P8
<u>1-10-TEN 48</u>	(10:01) J.Flacco pass short middle to M.Brown to TEN 41 for 7 yards (J.McCourty; M.Griffin).	
2-3-TEN 41	(9:29) J.Forsett right guard to TEN 39 for 2 yards (W.Woodyard; A.Williamson).	
3-1-TEN 39	(8:54) J.Flacco pass short left to O.Daniels to TEN 32 for 7 yards (G.Wilson).	P9
<u>1-10-TEN 32</u>	(8:11) J.Flacco pass short right to K.Juszczyk to TEN 29 for 3 yards (W.Woodyard).	
2-7-TEN 29	(7:40) B.Pierce left tackle to TEN 21 for 8 yards (M.Griffin).	R10
<u>1-10-TEN 21</u>	(7:03) B.Pierce up the middle to TEN 22 for -1 yards (K.Klug).	
2-11-TEN 22	(6:19) J.Flacco pass short right to M.Brown to TEN 11 for 11 yards (B.Wreh-Wilson).	P11
<u>1-10-TEN 11</u>	(5:42) J.Forsett right tackle for 11 yards, TOUCHDOWN.	R12
	J.Tucker extra point is GOOD, Center-K.McDermott, Holder-S.Koch.	
	PENALTY on BLT-P.McPhee, Offensive Holding, 10 yards, enforced at TEN 2 - No Play.	
	J.Tucker extra point is GOOD, Center-K.McDermott, Holder-S.Koch.	

TEN 7 BLT 14, 11 plays, 72 yards, 5:52 drive, 9:24 elapsed
--

J.Tucker kicks 67 yards from BLT 35 to TEN -2. L.Washington to TEN 25 for 27 yards (A.McClellan).

PENALTY on TEN-J.Anderson, Illegal Block Above the Waist, 7 yards, enforced at TEN 14.

Tennessee Titans at 5:36, (1st play from scrimmage 5:30)

1-10-TEN 7	(5:30) B.Sankey left guard to TEN 11 for 4 yards (W.Hill; L.Guy).	
2-6-TEN 11	(4:51) (Shotgun) B.Sankey right guard to TEN 12 for 1 yard (E.Dumervil).	
3-5-TEN 12	(4:04) (Shotgun) Z.Mettenberger pass incomplete short left to C.Coffman.	
4-5-TEN 12	(3:57) (Punt formation) B.Kern punts 49 yards to BLT 39, Center-B.Brinkley, out of bounds.	

Baltimore Ravens at 3:51

1-10-BLT 39	(3:51) J.Forsett left tackle to BLT 41 for 2 yards (R.Pitoitua; W.Woodyard).	
2-8-BLT 41	(3:12) J.Flacco pass incomplete short right to S.Smith.	
3-8-BLT 41	(3:07) (Shotgun) J.Flacco pass incomplete deep left to T.Smith.	
4-8-BLT 41	(2:59) (Punt formation) S.Koch punts 40 yards to TEN 19, Center-K.McDermott, fair catch by L.Washington.	
	PENALTY on TEN-Q.Groves, Illegal Formation, 5 yards, enforced at BLT 41 - No Play.	
4-3-BLT 46	(2:52) (Punt formation) S.Koch punts 45 yards to TEN 9, Center-K.McDermott, fair catch by L.Washington.	

Tennessee Titans at 2:44

1-10-TEN 9	(2:44) (Shotgun) Z.Mettenberger sacked at TEN 1 for -8 yards (T.Suggs).	
2-18-TEN 1	(1:57) PENALTY on TEN-Z.Mettenberger, Delay of Game, 0 yards, enforced at TEN 1 - No Play.	
2-18-TEN 1	(1:48) S.Greene right tackle to TEN 4 for 3 yards (T.Jernigan; T.Suggs).	
3-15-TEN 4	(1:10) (Shotgun) L.Washington left end to TEN 7 for 3 yards (P.McPhee; D.Smith).	



Tennessee Titans vs Baltimore Ravens at M&T Bank Stadium

4-12-TEN 7 (:33) (Punt formation) B.Kern punts 53 yards to BLT 40, Center-B.Brinkley. J.Jones to BLT 47 for 7 yards (J.Anderson).  
Baltimore Ravens at 0:24  
1-10-BLT 47 (:24) J.Flacco pass incomplete short right to J.Forsett.  
2-10-BLT 47 (:20) J.Forsett left tackle pushed ob at TEN 44 for 9 yards (A.Williamson).

END OF QUARTER

	Score	Time Poss	First Downs				Efficiencies	
			R	P	X	T	3 Down	4 Down
Tennessee Titans	7	5:38	0	0	0	0	0/3	0/0
Baltimore Ravens	14	9:22	3	4	0	7	1/3	0/0

Fourth Quarter

11/9/2014

Play By Play

Baltimore Ravens continued.

3-1-TEN 44	(15:00) J.Forsett right end pushed ob at TEN 35 for 9 yards (G.Wilson).	R13
<u>1-10-TEN 35</u>	(14:33) B.Pierce left guard to TEN 33 for 2 yards (R.Pitoitua).	
2-8-TEN 33	(13:54) B.Pierce right tackle to TEN 32 for 1 yard (J.Casey; M.Griffin).	
3-7-TEN 32	(13:17) (Shotgun) J.Flacco pass deep left to T.Smith for 32 yards, TOUCHDOWN.	P14
	Penalty on TEN-B.Wreh-Wilson, Defensive Holding, declined.	
	J.Tucker extra point is GOOD, Center-K.McDermott, Holder-S.Koch.	

TEN 7 BLT 21, 6 plays, 53 yards, 2:15 drive, 1:51 elapsed

J.Tucker kicks 67 yards from BLT 35 to TEN -2. L.Washington to TEN 25 for 27 yards (M.Elam).

Tennessee Titans at 13:09, (1st play from scrimmage 13:03)

1-10-TEN 25	(13:03) (Shotgun) Z.Mettenberger pass incomplete short middle to C.Coffman (D.Smith).	
2-10-TEN 25	(12:59) B.Sankey left tackle to TEN 28 for 3 yards (D.Smith; T.Jernigan).	
3-7-TEN 28	(12:22) (Shotgun) Z.Mettenberger sacked at TEN 24 for -4 yards (E.Dumervil).	
4-11-TEN 24	(11:33) (Punt formation) B.Kern punts 58 yards to BLT 18, Center-B.Brinkley. J.Jones to TEN 37 for 45 yards (J.Anderson).	
	PENALTY on BLT-D.Stewart, Illegal Blindside Block, 10 yards, enforced at BLT 20.	

Baltimore Ravens at 11:17

1-10-BLT 10	(11:17) J.Forsett right tackle to BLT 12 for 2 yards (M.Griffin; W.Woodyard).	
2-8-BLT 12	(10:33) J.Flacco pass short right to O.Daniels to BLT 25 for 13 yards (M.Griffin).	P15
<u>1-10-BLT 25</u>	(9:52) J.Forsett left end to BLT 27 for 2 yards (A.Williamson; W.Woodyard).	
2-8-BLT 27	(9:13) B.Pierce left tackle to BLT 34 for 7 yards (B.Wreh-Wilson).	
	Timeout #1 by BLT at 08:25.	
3-1-BLT 34	(8:24) L.Taliaferro up the middle to BLT 38 for 4 yards (J.Casey; K.Wimbley).	R16
<u>1-10-BLT 38</u>	(7:46) L.Taliaferro left guard to BLT 42 for 4 yards (W.Woodyard; A.Woods).	
2-6-BLT 42	(7:07) J.Forsett right guard to TEN 45 for 13 yards (J.McCourty).	R17
<u>1-10-TEN 45</u>	(6:31) J.Forsett right end to TEN 48 for -3 yards (A.Williamson).	
2-13-TEN 48	(5:48) L.Taliaferro right tackle to TEN 46 for 2 yards (J.Casey; R.Pitoitua). No. 53 - Zuttah (BLT) Injured on play.	
3-11-TEN 46	(5:03) J.Forsett left end to TEN 40 for 6 yards (G.Wilson).	
	Penalty on BLT-S.Smith, Offensive Holding, declined.	
4-5-TEN 40	(4:56) (Punt formation) S.Koch punts 39 yards to TEN 1, Center-K.McDermott, downed by BLT-J.Miles.	

Tennessee Titans at 4:45

1-10-TEN 1	(4:45) Z.Mettenberger pass short right to J.Battle to TEN 12 for 11 yards (L.Webb).	P12
<u>1-10-TEN 12</u>	(4:08) (Shotgun) Z.Mettenberger pass short left to K.Wright to TEN 22 for 10 yards (D.Smith; L.Webb).	P13
<u>1-10-TEN 22</u>	(3:40) (No Huddle, Shotgun) Z.Mettenberger sacked at TEN 20 for -2 yards (sack split by E.Dumervil and T.Suggs).	
2-12-TEN 20	(3:06) (No Huddle, Shotgun) Z.Mettenberger pass deep middle to K.Wright to TEN 40 for 20 yards (W.Hill).	P14
<u>1-10-TEN 40</u>	(2:35) (No Huddle, Shotgun) Z.Mettenberger pass short right intended for C.Coffman INTERCEPTED by D.Gorrer at BLT 46. D.Gorrer ran ob at TEN 39 for 15 yards.	

Baltimore Ravens at 2:26

1-10-TEN 39	(2:26) J.Forsett left guard to TEN 2 for 37 yards (J.McCourty).	R18
-------------	---	-----

Two-Minute Warning

<u>1-2-TEN 2</u>	(2:00) J.Forsett right tackle to TEN 1 for 1 yard (A.Woods; A.Williamson).	
2-1-TEN 1	(1:16) J.Flacco kneels to TEN 2 for -1 yards.	
3-2-TEN 2	(:38) J.Flacco kneels to TEN 3 for -1 yards.	

END OF QUARTER

	Score	Time Poss	First Downs				Efficiencies	
			R	P	X	T	3 Down	4 Down
Tennessee Titans	7	4:11	0	3	0	3	0/1	0/0
Baltimore Ravens	21	10:49	4	2	0	6	3/5	0/0

## Final Defensive Statistics

## Tennessee Titans

## Regular Defensive Plays

## Special Teams

## Misc

	TKL	AST	COMB	SK	/ YDS	TFL	Q	IN	PD	FF	FR	TKL	AST	FF	FR	BL	TKL	AST	FF	FR
A.Williamson	5	4	9	0	0	2	1	0	0	0	0	1	0	0	0	0	0	0	0	0
W.Woodyard	3	6	9	0	0	0	0	0	0	0	0	0	0	0	0	0	0	0	0	0
B.Wreh-Wilson	5	1	6	0	0	0	0	0	1	0	0	0	0	0	0	0	0	0	0	0
J.McCourty	4	2	6	0	0	0	0	0	0	0	0	0	0	0	0	0	0	0	0	0
J.Casey	2	4	6	0	0	1	0	0	0	0	0	0	0	0	0	0	0	0	0	0
M.Griffin	2	3	5	0	0	0	0	0	0	0	0	0	0	0	0	0	0	0	0	0
G.Wilson	4	0	4	0	0	0	0	0	1	0	0	0	0	0	0	0	0	0	0	0
D.Morgan	2	1	3	1	8	1	1	0	1	0	0	0	0	0	0	0	0	0	0	0
K.Wimbley	1	2	3	0	0	0	0	0	0	0	0	0	0	0	0	0	0	0	0	0
R.Pitoitua	1	2	3	0	0	0	0	0	0	0	0	0	0	0	0	0	0	0	0	0
A.Woods	0	3	3	0	0	0	0	0	0	0	0	0	0	0	0	0	0	0	0	0
K.Klug	2	0	2	0	0	1	0	0	0	0	0	0	0	0	0	0	0	0	0	0
C.Sensabaugh	1	0	1	0	0	0	0	0	0	0	0	0	0	0	0	0	0	0	0	0
D.Stafford	0	0	0	0	0	0	0	0	1	0	0	0	0	0	0	0	0	0	0	0
J.Anderson	0	0	0	0	0	0	0	0	0	0	0	2	0	0	0	0	0	0	0	0
Q.Groves	0	0	0	0	0	0	0	0	0	0	0	1	0	0	0	0	0	0	0	0
Z.Gooden	0	0	0	0	0	0	0	0	0	0	0	1	0	0	0	0	0	0	0	0
D.Walker	0	0	0	0	0	0	0	0	0	0	0	0	0	0	0	0	1	0	0	0
Total	32	28	60	1	8	5	2	0	4	0	0	5	0	0	0	0	1	0	0	0

TKL = Tackle AST = Assist COMB = Combined QH=QB Hit IN = Interception PD = Pass Defense FF = Forced Fumble FR = Fumble Recovery

## Baltimore Ravens

## Regular Defensive Plays

## Special Teams

## Misc

	TKL	AST	COMB	SK	/ YDS	TFL	QH	IN	PD	FF	FR	TKL	AST	FF	FR	BL	TKL	AST	FF	FR
T.Suggs	2	4	6	1.5	9	1	2	0	0	0	0	0	0	0	0	0	0	0	0	0
L.Webb	4	1	5	0	0	0	0	0	0	0	0	0	0	0	0	0	0	0	0	0
E.Dumervil	3	2	5	2.5	18	2	3	0	0	0	0	0	0	0	0	0	0	0	0	0
C.Mosley	3	2	5	0	0	0	0	0	1	0	0	0	0	0	0	0	0	0	0	0
D.Smith	1	4	5	0	0	0	1	0	1	0	0	0	0	0	0	0	0	0	0	0
A.Levine	2	2	4	0	0	0	0	0	2	0	0	0	0	0	0	0	0	0	0	0
T.Jernigan	1	3	4	1	9	1	1	0	0	0	0	0	0	0	0	0	0	0	0	0
C.Upshaw	1	3	4	0	0	0	0	0	0	0	0	0	0	0	0	0	0	0	0	0
H.Ngata	2	1	3	0	0	0	0	0	1	1	0	0	0	0	0	0	0	0	0	0
B.Williams	2	1	3	0	0	0	0	0	0	0	0	0	0	0	0	0	0	0	0	0
W.Hill	1	2	3	0	0	0	0	0	1	0	0	0	0	0	0	0	0	0	0	0
D.Gorrer	2	0	2	0	0	0	0	1	1	0	0	0	0	0	0	0	0	0	0	0
P.McPhee	0	2	2	0	0	0	1	0	0	0	0	0	0	0	0	0	0	0	0	0
D.Stewart	0	2	2	0	0	0	0	0	0	0	0	0	0	0	0	0	0	0	0	0
T.Brooks	0	1	1	0	0	0	0	0	1	0	0	0	0	0	0	0	0	0	0	0
L.Guy	0	1	1	0	0	0	0	0	0	0	1	0	0	0	0	0	0	0	0	0
A.McClellan	0	1	1	0	0	0	0	0	0	0	0	2	0	1	0	0	0	0	0	0
M.Elam	0	1	1	0	0	0	0	0	0	0	0	1	0	0	0	0	0	0	0	0
J.Miles	0	1	1	0	0	0	0	0	0	0	0	0	0	0	0	0	0	0	0	0
L.Taliaferro	0	0	0	0	0	0	0	0	0	0	0	1	0	0	0	0	0	0	0	0
J.Flacco	0	0	0	0	0	0	0	0	0	0	0	0	0	0	0	0	0	0	0	1
Total	24	34	58	5	36	4	8	1	8	1	1	4	0	1	0	0	0	0	0	1

## Ball Possession And Drive Chart

### Tennessee Titans

#	Time Recd	Time Lost	Time Poss	How Ball Obtained	Drive Began	# Play	Yds Gain	Yds Pen	Net Yds	1st Down	Last Scrm	How Given Up
1	15:00	6:48	8:12	Kickoff	TEN 20	15	84	-5	79	5	* BLT 1	Fumble
2	4:58	0:20	4:38	Punt	TEN 42	9	58	0	58	5	* BLT 3	Touchdown
3	13:09	10:39	2:30	Punt	TEN 16	3	-1	-10	-11	0	TEN 5	Punt
4	6:43	5:06	1:37	Kickoff	TEN 20	3	-1	0	-1	0	TEN 19	Punt
5	3:39	2:04	1:35	Punt	TEN 28	3	3	-15	-12	0	TEN 16	Punt
6	1:35	0:43	0:52	Punt	TEN 15	4	22	-5	17	1	TEN 32	Punt
7	13:01	11:28	1:33	Punt	TEN 15	3	4	5	9	0	TEN 24	Punt
8	5:36	3:51	1:45	Kickoff	TEN 7	3	5	0	5	0	TEN 12	Punt
9	2:44	0:24	2:20	Punt	TEN 9	3	-2	0	-2	0	TEN 7	Punt
10	13:09	11:17	1:52	Kickoff	TEN 25	3	-1	0	-1	0	TEN 24	Punt
11	4:45	2:26	2:19	Punt	TEN 1	5	39	0	39	3	TEN 40	Interception

(198) Average TEN 18

### Baltimore Ravens

#	Time Recd	Time Lost	Time Poss	How Ball Obtained	Drive Began	# Play	Yds Gain	Yds Pen	Net Yds	1st Down	Last Scrm	How Given Up
1	6:48	4:58	1:50	Fumble	BLT 5	3	8	0	8	0	BLT 13	Punt
2	0:20	13:09	2:11	Kickoff	BLT 20	6	37	-5	32	2	TEN 48	Punt
3	10:39	6:43	3:56	Punt	TEN 46	8	46	0	46	3	* TEN 9	Touchdown
4	5:06	3:39	1:27	Punt	BLT 27	3	-2	0	-2	0	BLT 25	Punt
5	2:04	1:35	0:29	Punt	BLT 16	3	0	0	0	0	BLT 16	Punt
6	0:43	0:00	0:43	Punt	BLT 30	1	-8	0	-8	0	BLT 30	End of Half
7	15:00	13:01	1:59	Kickoff	BLT 22	4	13	0	13	1	BLT 35	Punt
8	11:28	5:36	5:52	Punt	BLT 28	11	72	0	72	6	* TEN 11	Touchdown
9	3:51	2:44	1:07	Punt	BLT 39	3	2	5	7	0	BLT 46	Punt
10	0:24	13:09	2:15	Punt	BLT 47	6	53	0	53	2	TEN 32	Touchdown
11	11:17	4:45	6:32	Punt	BLT 10	10	50	0	50	3	TEN 40	Punt
12	2:26	0:00	2:26	Interception	TEN 39	4	36	0	36	1	* TEN 2	End of Game

(359) Average BLT 30

\* inside opponent's 20

#### Time of Possession by Quarter

	1st	2nd	3rd	4th	OT	Total
Visitor Tennessee Titans	12:50	6:34	5:38	4:11		29:13
Home Baltimore Ravens	2:10	8:26	9:22	10:49		30:47

#### Kickoff Drive No.-Start Average

Titans: 4 - TEN 18

Ravens: 2 - BLT 21

# Miscellaneous Statistics Report

Tennessee Titans vs Baltimore Ravens

11/9/2014 at M&T Bank Stadium

## Ten Longest Plays for Tennessee Titans

Yards	Qtr	Play Start	Play Description
20	4	2-12-TEN 20	(3:06) (No Huddle, Shotgun) Z.Mettenberger pass deep middle to K.Wright to TEN 40 for 20 yards (W.Hill).
17	1	2-9-TEN 48	(12:18) Z.Mettenberger pass deep right to N.Washington ran ob at BLT 35 for 17 yards. Penalty on BLT-T.Suggs, Defensive Offside, declined.
17	1	3-7-BLT 32	(10:21) (Shotgun) Z.Mettenberger pass short middle to D.Walker to BLT 15 for 17 yards (T.Brooks; W.Hill).
17	1	3-9-BLT 30	(2:18) (Shotgun) Z.Mettenberger pass deep right to J.Hunter to BLT 13 for 17 yards (D.Gorrer).
15	1	3-9-TEN 32	(13:41) (Shotgun) Z.Mettenberger pass short middle to D.Walker to TEN 47 for 15 yards (C.Mosley).
15	1	1-10-TEN 42	(4:58) Z.Mettenberger pass deep right to K.Wright to BLT 43 for 15 yards (L.Webb).
13	2	1-10-TEN 15	(1:35) (Shotgun) Z.Mettenberger pass short left to N.Washington to TEN 28 for 13 yards (A.Levine).
11	1	2-10-TEN 20	(14:56) B.Sankey right tackle to TEN 31 for 11 yards (L.Webb).
11	4	1-10-TEN 1	(4:45) Z.Mettenberger pass short right to J.Battle to TEN 12 for 11 yards (L.Webb).
10	4	1-10-TEN 12	(4:08) (Shotgun) Z.Mettenberger pass short left to K.Wright to TEN 22 for 10 yards (D.Smith; L.Webb).

## Ten Longest Plays for Baltimore Ravens

Yards	Qtr	Play Start	Play Description
37	4	1-10-TEN 39	(2:26) J.Forsett left guard to TEN 2 for 37 yards (J.McCourty).
32	4	3-7-TEN 32	(13:17) (Shotgun) J.Flacco pass deep left to T.Smith for 32 yards, TOUCHDOWN.
16	2	1-10-BLT 35	(14:26) J.Flacco pass short left to K.Juszczyk to TEN 49 for 16 yards (G.Wilson).
14	2	2-8-TEN 44	(10:07) J.Flacco pass short middle to T.Smith to TEN 30 for 14 yards (B.Wreh-Wilson).
14	2	2-12-TEN 32	(8:53) J.Flacco pass short middle to T.Smith to TEN 18 for 14 yards (C.Sensabaugh).
13	2	2-8-BLT 22	(15:00) J.Flacco pass short middle to K.Aiken to BLT 35 for 13 yards (D.Morgan).
13	4	2-8-BLT 12	(10:33) J.Flacco pass short right to O.Daniels to BLT 25 for 13 yards (M.Griffin).
13	4	2-6-BLT 42	(7:07) J.Forsett right guard to TEN 45 for 13 yards (J.McCourty).
12	3	1-10-BLT 22	(14:54) J.Flacco pass short left to S.Smith to BLT 34 for 12 yards (J.McCourty).
11	3	2-7-BLT 41	(10:24) J.Flacco pass short left to T.Smith to TEN 48 for 11 yards (B.Wreh-Wilson).

## Touchdown Scoring Information

		Offense	Defense	Special Teams
VISITOR	Tennessee Titans	1	0	0
HOME	Baltimore Ravens	3	0	0

## Player Scoring Information

Club	Player	TD	Rush TD	Rec TD	KO TD	Punt TD	Int TD	Fum TD	Misc TD	FG	XP	2Pt Rush	2Pt Rec	Sfty	Points
TEN	L.Washington	0	0	1	0	0	0	0	0	0	0	0	0	0	6
TEN	R.Succop	0	0	0	0	0	0	0	0	0	1	0	0	0	1
BLT	J.Forsett	0	2	0	0	0	0	0	0	0	0	0	0	0	12
BLT	T.Smith	0	0	1	0	0	0	0	0	0	0	0	0	0	6
BLT	J.Tucker	0	0	0	0	0	0	0	0	0	3	0	0	0	3

## Possession Detail

	First Half		Second Half		Game	
	Visitor	Home	Visitor	Home	Visitor	Home
Largest Lead	7	0	0	14	7	14
Drives Leading	1	0	0	4	1	4
Time of Possession Leading	2:30	0:00	0:00	12:20	2:30	12:20
Largest Deficit	0	-7	-14	0	-14	-7
Drives Trailing	0	2	4	0	4	2
Time of Possession Trailing	0:00	6:07	8:16	0:00	8:16	6:07
Times Score Tied Up		1		0		1
Lead Changes		1		1		2

# Playtime Percentage

Percent of playtime per player on offense, defense and special teams

Tennessee Titans										Baltimore Ravens									
		Offense		Defense		Special Teams				Offense		Defense		Special Teams					
B Schwenke	C	55	100%			1	4%	M Yanda	G	62	100%				4	15%			
C Warmack	G	55	100%			1	4%	K Osemele	G	62	100%				4	15%			
Z Mettenberger	QB	55	100%					R Wagner	T	62	100%				4	15%			
M Oher	T	55	100%					J Flacco	QB	62	100%								
A Levitre	G	55	100%					J Zuttah	C	61	98%								
T Lewan	T	54	98%			1	4%	E Monroe	T	59	95%				4	15%			
J Hunter	WR	52	95%					O Daniels	TE	57	92%								
K Wright	WR	46	84%					S Smith	WR	48	77%								
B Sankey	RB	32	58%					T Smith	WR	45	73%								
N Washington	WR	32	58%					J Forsett	RB	45	73%								
D Walker	TE	29	53%					K Juszczyk	FB	29	47%				17	63%			
C Coffman	TE	21	38%			5	19%	C Gillmore	TE	29	47%				6	22%			
L Washington	RB	17	31%			12	44%	M Brown	WR	23	37%				4	15%			
R Gordon	TE	16	29%			4	15%	K Aiken	WR	18	29%				21	78%			
J Battle	TE	12	22%			20	74%	B Pierce	RB	13	21%								
D Hagan	WR	6	11%			21	78%	L Taliaferro	RB	3	5%				15	56%			
D McCluster	RB	4	7%			1	4%	J Hurst	T	3	5%				4	15%			
S Greene	RB	4	7%					J Urschel	G	1	2%				4	15%			
B Stingily	T	3	5%			1	4%	D Smith	LB				54	98%					
K Klug	DT	2	4%	11	18%	6	22%	C Mosley	LB				53	96%	8	30%			
B Wreh-Wilson	CB			62	100%	11	41%	L Webb	CB				53	96%					
J McCourty	CB			62	100%	8	30%	W Hill	FS				52	95%	10	37%			
M Griffin	FS			62	100%	5	19%	T Suggs	LB				48	87%					
A Williamson	LB			59	95%	15	56%	A Levine	SS				40	73%	18	67%			
D Morgan	LB			59	95%	5	19%	D Stewart	FS				37	67%	2	7%			
G Wilson	FS			58	94%	8	30%	H Ngata	DT				37	67%	1	4%			
J Casey	DT			57	92%	5	19%	D Gorrer	DB				31	56%					
W Woodyard	LB			50	81%	5	19%	C Upshaw	LB				29	53%	2	7%			
R Pitoitua	DE			44	71%	5	19%	P McPhee	LB				28	51%	8	30%			
K Wimbley	LB			43	69%	6	22%	B Williams	NT				28	51%	1	4%			
A Woods	NT			37	60%	3	11%	E Dumervil	LB				27	49%					
C Sensabaugh	CB			19	31%	6	22%	C Canty	DE				26	47%	1	4%			
S Phillips	LB			19	31%			T Brooks	FS				19	35%	21	78%			
D Stafford	SS			13	21%	21	78%	M Elam	SS				15	27%	4	15%			
M Martin	DT			13	21%	5	19%	T Jernigan	DT				15	27%					
D Jones	DE			12	19%	2	7%	L Guy	DE				8	15%	2	7%			
Z Gooden	LB			1	2%	21	78%	J Miles	FS				3	5%	23	85%			
M Huff	CB					24	89%	A McClellan	LB				2	4%	23	85%			
J Anderson	LB					21	78%	Z Orr	LB						21	78%			
Q Groves	LB					17	63%	A Brown	LB						14	52%			
B Brinkley	LS					9	33%	S Koch	P						12	44%			
B Ghee	CB					9	33%	K McDermott	LS						12	44%			
B Kern	P					9	33%	J Jones	WR						10	37%			
R Succop	K					3	11%	T Jacobs	DB						9	33%			
C Spencer	G					1	4%	J Tucker	K						8	30%			



# 2014 TENNESSEE TITANS SEASON STATISTICS

## Won 2, Lost 7

Date	W-L	Score	OT	Opponent	Attendance
09/07	W	26-10		Kansas City	73,569*
09/14	L	10-26		Dallas	69,143*
09/21	L	7-33		at Cincinnati	56,743*
09/28	L	17-41		at Indianapolis	64,757*
10/05	L	28-29		Cleveland	69,143*
10/12	W	16-14		Jacksonville	69,143*
10/19	L	17-19		at Washington	75,227*
10/26	L	16-30		Houston	69,143*
11/09	L	7-21		at Baltimore	70,914*
11/17				Pittsburgh	
11/23				at Philadelphia	
11/30				at Houston	
12/07				New York Giants	
12/14				New York Jets	
12/18				at Jacksonville	
12/28				Indianapolis	

\* Sellout

Statistic	Tenn.	Opp.
<b>Total First Downs</b>	<b>152</b>	<b>209</b>
Rushing	44	72
Passing	92	118
Penalty	16	19
3rd Down: Made/Att	32/107	46/118
3rd Down Pct.	29.9	39.0
4th Down: Made/Att	3/7	2/6
4th Down Pct.	42.9	33.3
<b>Possession Avg.</b>	<b>27:46</b>	<b>32:14</b>
<b>Total Net Yards</b>	<b>2778</b>	<b>3318</b>
Avg. Per Game	308.7	368.7
Total Plays	514	619
Avg. Per Play	5.4	5.4
<b>Net Yards Rushing</b>	<b>876</b>	<b>1229</b>
Avg. Per Game	97.3	136.6
Total Rushes	206	291
<b>Net Yards Passing</b>	<b>1902</b>	<b>2089</b>
Avg. Per Game	211.3	232.1
Sacked/Yards Lost	25/121	24/156
Gross Yards	2023	2245
Att./Completions	283/169	304/193
Completion Pct.	59.7	63.5
Had Intercepted	9	8
<b>Punts/Average</b>	<b>50/45.8</b>	<b>42/46.2</b>
<b>Net Punting Avg.</b>	<b>50/41.0</b>	<b>42/42.3</b>
<b>Penalties/Yards</b>	<b>72/647</b>	<b>54/422</b>
<b>Fumbles/Ball Lost</b>	<b>11/4</b>	<b>4/3</b>
<b>Touchdowns</b>	<b>16</b>	<b>24</b>
Rushing	4	10
Passing	12	14
Returns	0	0

Score By Periods	Q1	Q2	Q3	Q4	OT	PTS
<b>Team</b>	<b>23</b>	<b>55</b>	<b>36</b>	<b>30</b>	<b>0</b>	<b>144</b>
<b>Opponents</b>	<b>37</b>	<b>64</b>	<b>59</b>	<b>63</b>	<b>0</b>	<b>223</b>

Scoring	TD	Rush	Rec	Ret	K-PAT	FG	S	PTS
Succop	0	0	0	0	15/15	11/13	0	48
Walker	4	0	4	0			0	24
Wright	4	0	4	0			0	24
Hunter	2	0	2	0			0	12
Battle	1	1	0	0			0	6
Greene	1	1	0	0			0	6
Hagan	1	0	1	0			0	6
Locker	1	1	0	0			0	6
Sankey	1	1	0	0			0	6
L. Washington	1	0	1	0			0	6
<b>Team</b>	<b>16</b>	<b>4</b>	<b>12</b>	<b>0</b>	<b>15/15</b>	<b>11/13</b>	<b>0</b>	<b>144</b>
<b>Opponents</b>	<b>24</b>	<b>10</b>	<b>14</b>	<b>0</b>	<b>24/24</b>	<b>17/19</b>	<b>2</b>	<b>223</b>

2-Pt Conv: TM 0-1, OPP 0-0

Passing	Att	Cmp	Yds	Cmp%	Yds/Att	TD	TD%	Int	Int%	Long	Sack/Lost	Rating
Locker	112	65	764	58.0	6.82	4	3.6	4	3.6	61t	9/34	75.9
Whitehurst	98	59	764	60.2	7.80	5	5.1	2	2.0	75t	9/42	93.2
Mettenberger	73	45	495	61.6	6.78	3	4.1	3	4.1	48	7/45	78.3
<b>Team</b>	<b>283</b>	<b>169</b>	<b>2023</b>	<b>59.7</b>	<b>7.15</b>	<b>12</b>	<b>4.2</b>	<b>9</b>	<b>3.2</b>	<b>75t</b>	<b>25/121</b>	<b>82.5</b>
<b>Opponents</b>	<b>304</b>	<b>193</b>	<b>2245</b>	<b>63.5</b>	<b>7.38</b>	<b>14</b>	<b>4.6</b>	<b>8</b>	<b>2.6</b>	<b>70t</b>	<b>24/156</b>	<b>90.1</b>

Rushing	No.	Yds	Avg	Long	TD
Sankey	92	360	3.9	22	1
Greene	48	196	4.1	20	1
Locker	18	107	5.9	29	1
McCluster	24	76	3.2	16	0
Whitehurst	11	50	4.5	23	0
Wright	3	44	14.7	38	0
L. Washington	5	35	7.0	16	0
Battle	4	9	2.3	5	1
Mettenberger	1	-1	-1.0	-1	0
<b>Team</b>	<b>206</b>	<b>876</b>	<b>4.3</b>	<b>38</b>	<b>4</b>
<b>Opponents</b>	<b>291</b>	<b>1229</b>	<b>4.2</b>	<b>43</b>	<b>10</b>

Receiving	No.	Yds	Avg	Long	TD
Wright	39	403	10.3	48	4
Walker	38	512	13.5	61t	4
Hunter	21	368	17.5	75t	2
N. Washington	19	267	14.1	43	0
McCluster	16	136	8.5	25	0
Sankey	11	83	7.5	13	0
L. Washington	11	77	7.0	19	1
Hagan	5	85	17.0	38t	1
Battle	3	24	8.0	12	0
Stevens	2	26	13.0	20	0
Thompson	2	24	12.0	13	0
Coffman	2	18	9.0	9	0
<b>Team</b>	<b>169</b>	<b>2023</b>	<b>12.0</b>	<b>75t</b>	<b>12</b>
<b>Opponents</b>	<b>193</b>	<b>2245</b>	<b>11.6</b>	<b>70t</b>	<b>14</b>

Interceptions	No.	Yds	Avg	Long	TD
Woodyard	2	20	10.0	13	0
Griffin	2	12	6.0	12	0
McCourty	2	0	0.0	0	0
Wreh-Wilson	1	34	34.0	34	0
Wilson	1	0	0.0	0	0
<b>Team</b>	<b>8</b>	<b>66</b>	<b>8.3</b>	<b>34</b>	<b>0</b>
<b>Opponents</b>	<b>9</b>	<b>60</b>	<b>6.7</b>	<b>25</b>	<b>0</b>

Punting	No.	Yds	Avg	Net	TB	In	Lg	B
Kern	49	2292	46.8	41.0	5	14	69	1
<b>Team</b>	<b>50</b>	<b>2292</b>	<b>45.8</b>	<b>41.0</b>	<b>5</b>	<b>14</b>	<b>69</b>	<b>1</b>
<b>Opponents</b>	<b>42</b>	<b>1941</b>	<b>46.2</b>	<b>42.3</b>	<b>3</b>	<b>19</b>	<b>69</b>	<b>0</b>

Punt Returns	Ret	FC	Yds	Avg	Long	TD
McCluster	13	9	95	7.3	48	0
L. Washington	2	1	10	5.0	9	0
<b>Team</b>	<b>15</b>	<b>10</b>	<b>105</b>	<b>7.0</b>	<b>48</b>	<b>0</b>
<b>Opponents</b>	<b>22</b>	<b>13</b>	<b>143</b>	<b>6.5</b>	<b>30</b>	<b>0</b>

Kickoff Returns	No.	Yds	Avg	Long	TD
L. Washington	17	376	22.1	50	0
Battle	1	21	21.0	21	0
Klug	1	12	12.0	12	0
<b>Team</b>	<b>19</b>	<b>409</b>	<b>21.5</b>	<b>50</b>	<b>0</b>
<b>Opponents</b>	<b>14</b>	<b>313</b>	<b>22.4</b>	<b>32</b>	<b>0</b>

Field Goals	1-19	20-29	30-39	40-49	50+
Succop	0/0	2/2	5/5	4/6	0/0
<b>Team</b>	<b>0/0</b>	<b>2/2</b>	<b>5/5</b>	<b>4/6</b>	<b>0/0</b>
<b>Opponents</b>	<b>0/0</b>	<b>4/4</b>	<b>7/7</b>	<b>5/6</b>	<b>1/2</b>

Succop: (36G,31G,46G,47G) (47G) (40N,44N) (36G) () (25G,21G,42G) (36G) (35G) ()

OPP: (35G,48N) (48G,44G,51G,48G) (29G) (31G,30G) (38G,42G) (55B) (31G,31G,27G,22G) (30G,29G,49G) ()

**Sacks:** Casey 4, Griffin 3, Hill 2, Klug 2, Morgan 2, Pitoitua 2, Wimbley 2, Huff 1, Phillips 1, Pollard 1, Sensabaugh 1, Stafford 1, Williamson 1, Woodyard 1, **TM 24, OPP 25**

**FUM/Lost:** Locker 2/0, L. Washington 2/0, Whitehurst 2/0, Greene 1/1, McCluster 1/1, Mettenberger 1/1, Walker 1/0, Wright 1/1

## **STEELERS RALLY FROM 11 DOWN, BEAT TITANS 27-24**

**BY TERESA M. WALKER  
ASSOCIATED PRESS  
NOVEMBER 18, 2014**

NASHVILLE, Tenn. (AP) — This time, the Pittsburgh Steelers beat their struggling opponent.

Ben Roethlisberger and Le'Veon Bell were an impressive duo in Music City on Monday night.

Roethlisberger threw a 12-yard touchdown pass to Antonio Brown with 9:01 left, lifting the Steelers to a 27-24 victory over the Tennessee Titans.

Pittsburgh (7-4) staged an impressive rally in the second half to take sole possession of second in the successful AFC North heading into the bye. Bell ran for 204 yards — an NFL high for a single game this season — and a TD. William Gay returned an interception 28 yards for a score, and Shaun Suisham kicked two field goals.

"Not a perfect night but really a great night for us in that we were down by 11, and we had an opportunity to bounce back," Pittsburgh coach Mike Tomlin said. "And I think anytime you can do that and gain victory you grow from it and grow from it in the right ways."

Bell had 33 carries in the best game by a Steelers running back since 2010.

"When 26 gets the ball in his hands you never know what's going to happen, and it's awesome," Roethlisberger said.

Roethlisberger had never beaten the Titans at LP Field, missing the Steelers' win here in 2010. With Bell running through and over the Titans, the Steelers took the pressure off Big Ben by holding the ball for 39 minutes, 49 seconds with a 386-312 edge in total offense.

"He got rolling, and we couldn't make a play and that's disappointing," Titans coach Ken Whisenhunt said. "That's the way it went. We tried a lot of different things to try to stop their run game."

The Titans (2-8) blew a 24-13 lead in their fourth consecutive loss. They sacked Roethlisberger five times and intercepted a pass in the end zone. Zach Mettenberger threw for 263 yards and two touchdowns, and fellow rookie Bishop Sankey ran for another score.

But Tennessee's offense fizzled in the fourth quarter. When Pittsburgh got the ball back with 6:58 left, the Steelers didn't give it back and knelt out for the win.

"We feel very close," Mettenberger said. "We're not doing enough to win football games. That's the bottom line and the most important thing. But rookie running back, rookie left tackle, rookie quarterback, rookie middle linebacker. We're doing a lot of good things."

Mettenberger and the Titans got off to an awful start, and then erased a 10-0 deficit with an impressive flurry.

Suisham had a 49-yarder for the first score of the game, and Gay picked off Mettenberger on the Titans' first offensive play and returned it for the TD.

Roethlisberger had been intercepted only five times this season. But Jason McCourty picked off a pass intended for Brown in the end zone with 44 seconds left in the first half.

The Titans called timeout, and then Mettenberger threw to a wide-open Nate Washington, who beat Gay with a stutter-step on his way to a career-best 80-yard touchdown reception. Washington, who won two Super Bowl rings in Pittsburgh, wagged his finger at the crowd once he got to the 25.

"That's unacceptable," Tomlin said. "We've got to be better than that."

Mettenberger added a 4-yard TD pass to Chase Coffman in the third quarter, capping an 11-play drive for a 24-13 lead.

The Steelers responded with Bell's 5-yard TD run on the first play of the fourth, and Roethlisberger's TD to Brown was enough for the win. Brown had nine receptions for 91 yards in another solid performance.

Two of Pittsburgh's losses this season have come against Tampa Bay and the Jets, teams with a combined four wins, and Tomlin is 1-8 all-time against teams with a winning percentage of .200 or worse.

Former Titans veteran Mike Munchak coached the Steelers' offensive line in his first game in his NFL career against the franchise he spent 32 seasons with as a Hall of Fame offensive lineman and coach. The Titans let Munchak go in January after going 22-26 in three seasons as head coach, and Munchak's offensive line opened big holes for Bell.

"I was just able to get to the second level and make a couple of guys miss, keep my feet moving and try to get first downs and hold on to the ball," Bell said. "That's all I was thinking about."

Whisenhunt, who won a Super Bowl ring as offensive coordinator with Pittsburgh, took over the Titans in January, trying to turn around a franchise that last won a playoff game in January 2004. Whisenhunt already is on his third quarterback in Tennessee in Mettenberger.

It was the coldest game at LP Field with the temperature at kickoff at 25 degrees.

NOTES: The 16-degree wind chill at kickoff was the second coldest at LP Field to when it was 14 degrees Christmas night against Dallas in 2000.

# Week 11

## National Football League Game Summary

NFL Copyright © 2014 by The National Football League. All rights reserved. This summary and play-by-play is for the express purpose of assisting media in their coverage of the game; any other use of this material is prohibited without the written permission of the National Football League. Updated: 12/29/2014

Date: Monday, 11/17/2014 Pittsburgh Steelers at Tennessee Titans Start Time: 7:30 PM CST  
at LP Field, Nashville, Tennessee

### Game Day Weather

Game Weather: Cloudy Temp: 25° F (-3.9° C) Humidity: 64%, Wind: WSW 9 mph  
Played Outdoors on Turf: Grass Outdoor Weather: Cloudy, Wind Chill: 16

### Officials

Referee: Allen, Brad (122) Umpire: Bryan, Fred (11) Head Linesman: Mello, Jim (48)  
Line Judge: Symonette, Thomas (100) Side Judge: Hill, Tom (97) Field Judge: Rosenbaum, Doug (67)  
Back Judge: Patrick, Steve (17) Replay Official: Lapetina, Jim ()

### Lineups

Pittsburgh Steelers				Tennessee Titans			
Offense		Defense		Offense		Defense	
WR	84 A.Brown	LDE	97 C.Heyward	WR	85 N.Washington	DE	92 R.Pitoitua
LT	68 K.Beachum	NT	62 D.McCullers	WR	15 J.Hunter	NT	94 S.Hill
LG	73 R.Foster	RDE	96 C.Thomas	LT	77 T.Lewan	DT	99 J.Casey
C	53 M.Pouncey	LOLB	93 J.Worilds	LG	67 A.Levitre	OLB	91 D.Morgan
RG	66 D.DeCastro	LB	51 S.Spence	C	62 B.Schwenke	ILB	59 W.Woodyard
RT	77 M.Gilbert	RILB	94 L.Timmons	RG	70 C.Warmack	ILB	54 A.Williamson
TE	83 H.Miller	LB	92 J.Harrison	RT	72 M.Oher	OLB	95 K.Wimbley
RB	26 L.Bell	FS	23 M.Mitchell	TE	86 C.Coffman	CB	25 B.Wreh-Wilson
TE	89 M.Spaeth	SS	20 W.Allen	TE	89 R.Gordon	SS	21 G.Wilson
QB	7 B.Roethlisberger	RCB	22 W.Gay	QB	7 Z.Mettenberger	FS	33 M.Griffin
WR	11 M.Wheaton	CB	25 B.McCain	RB	20 B.Sankey	CB	30 J.McCourty

### Substitutions

K 6 S.Suisham, P 9 B.Wing, WR 10 M.Bryant, WR/RB 13 D.Archer, WR 15 J.Brown, WR 16 L.Moore, S 21 R.Golden, RB 27 L.Blount, CB 28 C.Allen, S 35 R.Ventrone, CB 39 B.Webb, CB 41 A.Blake, FB 46 W.Johnson, LB 55 A.Moats, LB 57 T.Garvin, LS 60 G.Warren, C/G 72 C.Wallace, OT 76 M.Adams, TE 82 M.Palmer, WR 85 D.Heyward-Bey, DE 91 S.Tuitt, LB 98 V.Williams, DE 99 B.Keisel

### Substitutions

P 6 B.Kern, K 8 R.Succop, WR 13 K.Wright, RB 22 D.McCluster, RB 23 S.Greene, CB 24 C.Sensabaugh, DB 28 M.Huff, RB 29 L.Washington, CB 38 B.Ghee, S 39 D.Stafford, FB 44 J.Battle, LS 48 B.Brinkley, LB 50 Z.Gooden, OLB 53 Q.Groves, LB 57 J.Anderson, OLB 58 S.Phillips, G/C 60 C.Spencer, T 68 B.Stingily, WR 80 D.Hagan, TE 87 B.Brackett, DL 93 M.Martin, DL 96 A.Woods, DL 97 K.Klug

### Did Not Play

QB 5 B.Gradkowski

### Did Not Play

QB 10 J.Locker

### Not Active

QB 3 L.Jones, CB 24 I.Taylor, S 29 S.Thomas, S 43 T.Polamalu, LB 50 R.Shazier, G 74 C.Hubbard, NT 90 S.McLendon

### Not Active

QB 12 C.Whitehurst, WR 17 K.Durham, RB 26 A.Andrews, CB 32 B.Harris, T 76 W.Svitek, TE 82 D.Walker, DL 90 D.Jones

### Field Goals (made ( ) & missed)

S.Suisham (49) (23)		R.Succop (20)					
		1	2	3	4	OT	Total
VISITOR:	Pittsburgh Steelers	13	0	0	14	0	27
HOME:	Tennessee Titans	7	10	7	0	0	24

### Scoring Plays

Team	Qtr	Time	Play Description (Extra Point) (Drive Info)	Visitor	Home
Steelers	1	10:45	S.Suisham 49 yd. Field Goal (7-37, 4:15)	3	0
Steelers	1	10:37	W.Gay 28 yd. interception return (S.Suisham kick)	10	0
Titans	1	8:08	B.Sankey 9 yd. run (R.Succop kick) (5-67, 2:29)	10	7
Steelers	1	1:03	S.Suisham 23 yd. Field Goal (14-85, 7:05)	13	7
Titans	2	11:12	R.Succop 20 yd. Field Goal (9-58, 4:51)	13	10
Titans	2	0:32	N.Washington 80 yd. pass from Z.Mettenberger (R.Succop kick) (1-80, 0:12)	13	17
Titans	3	3:42	C.Coffman 4 yd. pass from Z.Mettenberger (R.Succop kick) (11-77, 5:16)	13	24
Steelers	4	14:51	L.Bell 5 yd. run (S.Suisham kick) (8-72, 3:51)	20	24
Steelers	4	9:01	A.Brown 12 yd. pass from B.Roethlisberger (S.Suisham kick) (8-65, 4:02)	27	24

Paid Attendance: 69,143

Time: 2:47

## Final Team Statistics

	Visitor Steelers	Home Titans
TOTAL FIRST DOWNS	29	14
By Rushing	15	3
By Passing	14	10
By Penalty	0	1
THIRD DOWN EFFICIENCY	7-13-54%	3-8-38%
FOURTH DOWN EFFICIENCY	0-0-0%	0-0-0%
TOTAL NET YARDS	386	312
Total Offensive Plays (inc. times thrown passing)	73	39
Average gain per offensive play	5.3	8.0
NET YARDS RUSHING	206	49
Total Rushing Plays	36	15
Average gain per rushing play	5.7	3.3
Tackles for a loss-number and yards	3-3	1-3
NET YARDS PASSING	180	263
Times thrown - yards lost attempting to pass	5-27	0-0
Gross yards passing	207	263
PASS ATTEMPTS-COMPLETIONS-HAD INTERCEPTED	32-21-1	24-15-1
Avg gain per pass play (inc.# thrown passing)	4.9	11.0
KICKOFFS Number-In End Zone-Touchbacks	6-2-1	5-3-0
PUNTS Number and Average	2-40.5	4-35.3
Had Blocked	0	0
FGs - PATs Had Blocked	0-0	0-0
Net Punting Average	40.0	31.8
TOTAL RETURN YARDAGE (Not Including Kickoffs)	42	1
No. and Yards Punt Returns	1-14	1-1
No. and Yards Kickoff Returns	5-123	5-124
No. and Yards Interception Returns	1-28	1-0
PENALTIES Number and Yards	4-39	1-10
FUMBLES Number and Lost	0-0	0-0
TOUCHDOWNS	3	3
Rushing	1	1
Passing	1	2
Interceptions	1	0
EXTRA POINTS Made-Attempts	3-3	3-3
Kicking Made-Attempts	3-3	3-3
FIELD GOALS Made-Attempts	2-2	1-1
RED ZONE EFFICIENCY	2-4-50%	2-3-67%
GOAL TO GO EFFICIENCY	1-2-50%	2-3-67%
SAFETIES	0	0
FINAL SCORE	27	24
TIME OF POSSESSION	39:49	20:11

## Pittsburgh Steelers

## Tennessee Titans

[illegible]

## Play By Play

## First Quarter

11/17/2014

TEN wins the coin toss and elects to defer. PIT elects to Receive, and TEN elects to defend the north goal.

R.Succop kicks 65 yards from TEN 35 to PIT 0. M.Wheaton to PIT 32 for 32 yards (R.Succop).

Pittsburgh Steelers at 15:00, (1st play from scrimmage 14:53)

1-10-PIT 32	(14:53) L.Bell left end pushed ob at PIT 44 for 12 yards (B.Wreh-Wilson).	R1
<u>1-10-PIT 44</u>	(14:22) L.Bell right tackle to PIT 44 for no gain (J.Casey).	
2-10-PIT 44	(13:45) L.Bell left guard to TEN 37 for 19 yards (G.Wilson).	R2
<u>1-10-TEN 37</u>	(13:04) L.Bell left tackle to TEN 32 for 5 yards (K.Wimbley; A.Williamson).	
2-5-TEN 32	(12:22) L.Bell right guard to TEN 33 for -1 yards (J.Casey).	
3-6-TEN 33	(11:36) (Shotgun) L.Bell left end to TEN 31 for 2 yards (M.Huff; J.Casey).	
4-4-TEN 31	(10:51) (Field Goal formation) S.Suisham 49 yard field goal is GOOD, Center-G.Warren, Holder-B.Wing.	

PIT 3 TEN 0, 7 plays, 37 yards, 4:15 drive, 4:15 elapsed

S.Suisham kicks 65 yards from PIT 35 to end zone, Touchback.

Tennessee Titans at 10:45

1-10-TEN 20 (10:45) Z.Mettenberger pass short left intended for J.Hunter INTERCEPTED by W.Gay at TEN 28. W.Gay for 28 yards, TOUCHDOWN.

Pittsburgh Steelers at 10:37

S.Suisham extra point is GOOD, Center-G.Warren, Holder-B.Wing.

PIT 10 TEN 0, 0 plays, 28 yards, 0:00 drive , 4:23 elapsed

S.Suisham kicks 54 yards from PIT 35 to TEN 11. J.Battle to TEN 33 for 22 yards (V.Williams).

Tennessee Titans at 10:37, (1st play from scrimmage 10:30)

1-10-TEN 33	(10:30) B.Sankey left end to TEN 36 for 3 yards (S.Spence; J.Harrison).	
2-7-TEN 36	(9:56) (Shotgun) Z.Mettenberger pass short right to K.Wright to 50 for 14 yards (J.Worilds).	P1
	PENALTY on PIT-B.McCain, Face Mask (15 Yards), 15 yards, enforced at 50.	X2
<u>1-10-PIT 35</u>	(9:35) B.Sankey right tackle to PIT 32 for 3 yards (J.Harrison).	
2-7-PIT 32	(8:50) Z.Mettenberger pass deep right to K.Wright to PIT 9 for 23 yards (M.Mitchell).	P3
<u>1-9-PIT 9</u>	(8:15) B.Sankey right tackle for 9 yards, TOUCHDOWN.	R4
	R.Succop extra point is GOOD, Center-B.Brinkley, Holder-B.Kern.	

PIT 10 TEN 7, 5 plays, 67 yards, 1 penalty, 2:29 drive, 6:52 elapsed

R.Succop kicks 70 yards from TEN 35 to PIT -5. M.Wheaton pushed ob at PIT 25 for 30 yards (D.Stafford).

PENALTY on PIT-M.Palmer, Offensive Holding, 9 yards, enforced at PIT 19.

Pittsburgh Steelers at 8:08, (1st play from scrimmage 8:02)

1-10-PIT 10	(8:02) (Shotgun) B.Roethlisberger pass short right to M.Bryant to PIT 13 for 3 yards (C.Sensabaugh).	
2-7-PIT 13	(7:20) B.Roethlisberger pass short right to H.Miller to PIT 32 for 19 yards (G.Wilson).	P3
<u>1-10-PIT 32</u>	(6:41) L.Bell right guard to PIT 32 for no gain (J.Casey).	
2-10-PIT 32	(6:01) B.Roethlisberger pass short right to M.Bryant ran ob at PIT 40 for 8 yards.	
3-2-PIT 40	(5:26) (Shotgun) B.Roethlisberger pass short right to A.Brown to PIT 44 for 4 yards (J.McCourty).	P4
<u>1-10-PIT 44</u>	(4:45) B.Roethlisberger pass deep middle to H.Miller to TEN 33 for 23 yards (J.McCourty).	P5
<u>1-10-TEN 33</u>	(4:01) L.Bell right guard to TEN 21 for 12 yards (K.Klug; M.Griffin).	R6
<u>1-10-TEN 21</u>	(3:20) L.Bell right end to TEN 20 for 1 yard (B.Wreh-Wilson; A.Williamson).	
2-9-TEN 20	(2:36) (Shotgun) B.Roethlisberger pass incomplete deep left to M.Bryant (B.Wreh-Wilson).	
3-9-TEN 20	(2:30) (Shotgun) B.Roethlisberger pass short right to A.Brown ran ob at TEN 6 for 14 yards.	P7
<u>1-6-TEN 6</u>	(2:00) L.Bell up the middle to TEN 5 for 1 yard (A.Williamson; D.Morgan).	
2-5-TEN 5	(1:17) (Shotgun) B.Roethlisberger pass incomplete short left to L.Bell.	
3-5-TEN 5	(1:13) B.Roethlisberger pass incomplete short left to M.Bryant.	
4-5-TEN 5	(1:08) (Field Goal formation) S.Suisham 23 yard field goal is GOOD, Center-G.Warren, Holder-B.Wing.	

PIT 13 TEN 7, 14 plays, 85 yards, 7:05 drive, 13:57 elapsed

S.Suisham kicks 45 yards from PIT 35 to TEN 20. K.Klug to TEN 40 for 20 yards (W.Johnson).

Tennessee Titans at 1:03, (1st play from scrimmage 0:56)

1-10-TEN 40	(:56) B.Sankey right guard to TEN 49 for 9 yards (V.Williams; A.Blake).	
2-1-TEN 49	(:19) S.Greene left guard to PIT 48 for 3 yards (W.Allen).	R5



Pittsburgh Steelers vs Tennessee Titans at LP Field								
END OF QUARTER	Score	Time Poss	First Downs				Efficiencies	
			R	P	X	T	3 Down	4 Down
Pittsburgh Steelers	13	11:20	3	4	0	7	2/4	0/0
Tennessee Titans	7	3:40	2	2	1	5	0/0	0/0

## Play By Play

## Second Quarter

11/17/2014

Tennessee Titans continued.

<u>1-10-PIT 48</u>	(15:00) Z.Mettenberger pass deep right to D.McCluster to PIT 31 for 17 yards (W.Allen).	P6
<u>1-10-PIT 31</u>	(14:16) S.Greene right tackle to PIT 30 for 1 yard (L.Timmons).	
2-9-PIT 30	(13:36) Z.Mettenberger pass short left to K.Wright to PIT 7 for 23 yards (W.Gay).	P7
<u>1-7-PIT 7</u>	(12:47) (Shotgun) Z.Mettenberger pass incomplete short left to D.McCluster [A.Moats].	
2-7-PIT 7	(12:43) D.McCluster up the middle to PIT 2 for 5 yards (B.Keisel; V.Williams).	
3-2-PIT 2	(12:01) (Shotgun) B.Sankey up the middle to PIT 2 for no gain (W.Allen; M.Mitchell).	
4-2-PIT 2	(11:16) (Field Goal formation) R.Succop 20 yard field goal is GOOD, Center-B.Brinkley, Holder-B.Kern.	

PIT 13 TEN 10, 9 plays, 58 yards, 4:51 drive, 3:48 elapsed

R.Succop kicks 67 yards from TEN 35 to PIT -2. M.Wheaton to PIT 25 for 27 yards (D.Stafford).

Pittsburgh Steelers at 11:12, (1st play from scrimmage 11:07)

1-10-PIT 25	(11:07) B.Roethlisberger pass incomplete deep right to A.Brown (M.Griffin).	
2-10-PIT 25	(11:00) L.Bell left guard to PIT 24 for -1 yards (G.Wilson).	
3-11-PIT 24	(10:17) (Shotgun) B.Roethlisberger sacked at PIT 15 for -9 yards (Q.Groves).	
4-20-PIT 15	(9:32) (Punt formation) B.Wing punts 38 yards to TEN 47, Center-G.Warren. D.McCluster to TEN 48 for 1 yard (V.Williams).	

Tennessee Titans at 9:21

1-10-TEN 48	(9:21) (Shotgun) Z.Mettenberger pass incomplete short left to K.Wright (B.Keisel).	
2-10-TEN 48	(9:17) Z.Mettenberger pass short left to J.Battle to TEN 43 for -5 yards (S.Spence).	
3-15-TEN 43	(8:33) Z.Mettenberger pass short middle to J.Hunter to PIT 45 for 12 yards (V.Williams).	
4-3-PIT 45	(7:49) (Punt formation) B.Kern punts 32 yards to PIT 13, Center-B.Brinkley, fair catch by A.Brown.	

Pittsburgh Steelers at 7:41

1-10-PIT 13	(7:41) (Shotgun) B.Roethlisberger pass short left to H.Miller to PIT 15 for 2 yards (M.Griffin).	
2-8-PIT 15	(7:02) B.Roethlisberger pass short right to A.Brown pushed ob at PIT 26 for 11 yards (G.Wilson).	P8
<u>1-10-PIT 26</u>	(6:24) (Shotgun) B.Roethlisberger pass short right to D.Archer to PIT 21 for -5 yards (D.Stafford).	
2-15-PIT 21	(5:40) (Shotgun) B.Roethlisberger pass short left to A.Brown to PIT 30 for 9 yards (G.Wilson).	
3-6-PIT 30	(4:55) (Shotgun) PENALTY on PIT-M.Gilbert, False Start, 5 yards, enforced at PIT 30 - No Play.	
3-11-PIT 25	(4:27) (Shotgun) B.Roethlisberger pass deep left to A.Brown ran ob at PIT 42 for 17 yards.	P9
<u>1-10-PIT 42</u>	(3:57) L.Bell left end to PIT 49 for 7 yards (A.Williamson; K.Wimbley).	
2-3-PIT 49	(3:16) L.Bell up the middle to TEN 42 for 9 yards (W.Woodyard; K.Wimbley).	R10
<u>1-10-TEN 42</u>	(2:42) L.Bell right tackle to TEN 39 for 3 yards (K.Klug).	
2-7-TEN 39	(2:02) B.Roethlisberger sacked at TEN 40 for -1 yards (sack split by D.Morgan and A.Williamson).	

Two-Minute Warning

3-8-TEN 40	(1:55) (Shotgun) B.Roethlisberger pass short right to A.Brown to TEN 31 for 9 yards (J.McCourty).	P11
<u>1-10-TEN 31</u>	(1:15) B.Roethlisberger pass short left to H.Miller to TEN 20 for 11 yards (M.Griffin).	P12
	Timeout #1 by PIT at 01:05.	
<u>1-10-TEN 20</u>	(1:05) (Shotgun) B.Roethlisberger pass incomplete deep right to M.Bryant (B.Wreh-Wilson).	
2-10-TEN 20	(1:00) (Shotgun) L.Bell left tackle to TEN 17 for 3 yards (D.Stafford).	
	Timeout #2 by PIT at 00:52.	
3-7-TEN 17	(:52) (Shotgun) B.Roethlisberger pass deep middle intended for A.Brown INTERCEPTED by J.McCourty at TEN -2. Touchback.	
	Timeout #1 by TEN at 00:44.	

Tennessee Titans at 0:44

1-10-TEN 20	(:44) (Shotgun) Z.Mettenberger pass deep left to N.Washington for 80 yards, TOUCHDOWN.	P8
	R.Succop extra point is GOOD, Center-B.Brinkley, Holder-B.Kern.	

PIT 13 TEN 17, 1 plays, 80 yards, 0:12 drive, 14:28 elapsed

R.Succop kicks 63 yards from TEN 35 to PIT 2. M.Wheaton to PIT 20 for 18 yards (Z.Gooden).

Pittsburgh Steelers at 0:32, (1st play from scrimmage 0:23)

1-10-PIT 20	(:23) (Shotgun) B.Roethlisberger pass incomplete deep right to M.Wheaton.	
2-10-PIT 20	(:16) (Shotgun) B.Roethlisberger sacked at PIT 19 for -1 yards (S.Phillips).	

Pittsburgh Steelers vs Tennessee Titans at LP Field								
END OF QUARTER	Score	Time	First Downs				Efficiencies	
		Poss	R	P	X	T	3 Down	4 Down
Pittsburgh Steelers	13	9:20	1	4	0	5	2/4	0/0
Tennessee Titans	17	5:40	0	3	0	3	0/2	0/0

First Half Summary

PERIOD SCORES			TIME OF POSSESSION		
Steelers	13	0 = 13	Steelers	20:40	
Titans	7	10 = 17	Titans	9:20	

Scoring Plays							
Team	Qtr	Time	Play Description (Extra Point) (Drive Info)			Visitor	Home
Steelers	1	10:45	S.Suisham 49 yd. Field Goal (7-37, 4:15)			3	0
Steelers	1	10:37	W.Gay 28 yd. interception return (S.Suisham kick)			10	0
Titans	1	8:08	B.Sankey 9 yd. run (R.Succop kick) (5-67, 2:29)			10	7
Steelers	1	1:03	S.Suisham 23 yd. Field Goal (14-85, 7:05)			13	7
Titans	2	11:12	R.Succop 20 yd. Field Goal (9-58, 4:51)			13	10
Titans	2	0:32	N.Washington 80 yd. pass from Z.Mettenberger (R.Succop kick) (1-80, 0:12)			13	17

	Pittsburgh Steelers	Tennessee Titans
TOTAL FIRST DOWNS	12	8
First Downs Rushing-Passing-by Penalty	4 - 8 - 0	2 - 5 - 1
THIRD DOWN EFFICIENCY	4-8-50%	0-2-0%
TOTAL NET YARDS	186	197
Total Offensive Plays	38	18
NET YARDS RUSHING	72	33
NET YARDS PASSING	114	164
Gross Yards Passing	125	164
Times thrown-yards lost attempting to pass	3-11	0-0
Pass Attempts-Completions-Had Intercepted	20 - 13 - 1	10 - 7 - 1
Punts-Number and Average	1 - 38	1 - 32
Penalties-Number and Yards	3 - 29	0 - 0
Fumbles-Number and Lost	0 - 0	0 - 0
Red Zone Efficiency	0-2-0%	1-2-50%
Average Drive Start	PIT 20	TEN 32

Pittsburgh Steelers										Tennessee Titans															
RUSHING					ATT	YDS	AVG	LG	TD	RUSHING					ATT	YDS	AVG	LG	TD						
L.Bell					15	72	4.8	19	0	B.Sankey					5	24	4.8	9	1						
										D.McCluster					1	5	5.0	5	0						
										S.Greene					2	4	2.0	3	0						
Total					15	72	4.8	19	0	Total					8	33	4.1	9	1						
PASSING					ATT	CMP	YDS	SK/YD	TD	LG	IN	RT	PASSING					ATT	CMP	YDS	SK/YD	TD	LG	IN	RT
B.Roethlisberger					20	13	125	3/11	0	23	1	61.5	Z.Mettenberger					10	7	164	0/0	1	80	1	106.2
Total					20	13	125	3/11	0	23	1	61.5	Total					10	7	164	0/0	1	80	1	106.3
PASS RECEIVING					TAR	REC	YDS	AVG	LG	TD	PASS RECEIVING					TAR	REC	YDS	AVG	LG	TD				
A.Brown					8	6	64	10.7	17	0	K.Wright					4	3	60	20.0	23	0				
H.Miller					4	4	55	13.8	23	0	N.Washington					1	1	80	80.0	80	1				
M.Bryant					5	2	11	5.5	8	0	D.McCluster					2	1	17	17.0	17	0				
D.Archer					1	1	-5	-5.0	-5	0	J.Hunter					2	1	12	12.0	12	0				
L.Bell					1	0	0	0.0	0	0	J.Battle					1	1	-5	-5.0	-5	0				
M.Wheaton					1	0	0	0.0	0	0															
Total					20	13	125	9.6	23	0	Total					10	7	164	23.4	80	1				

Pittsburgh Steelers	Regular Defensive Plays												Special Teams					Misc			
	TKL	AST	COMB	SK	/ YDS	TFL	Q	IN	PD	FF	FR	TKL	AST	FF	FR	BL	TKL	AST	FF	FR	
W.Allen	2	1	3	0	0	0	0	0	0	0	0	0	0	0	0	0	0	0	0	0	
V.Williams	1	2	3	0	0	0	0	0	0	0	0	2	0	0	0	0	0	0	0	0	
J.Harrison	1	1	2	0	0	0	0	0	0	0	0	0	0	0	0	0	0	0	0	0	
M.Mitchell	1	1	2	0	0	0	0	0	0	0	0	0	0	0	0	0	0	0	0	0	
Total	5	5	10	0	0	0	0	0	0	0	0	2	0	0	0	0	0	0	0	0	

11/17/2014 at LP Field

[illegible]

Third Quarter

11/17/2014

Play By Play

TEN elects to Receive, and PIT elects to defend the North goal.

S.Suisham kicks 65 yards from PIT 35 to TEN 0. B.Sankey to TEN 21 for 21 yards (T.Garvin; V.Williams).

Tennessee Titans at 15:00, (1st play from scrimmage 14:54)

- 1-10-TEN 21 (14:54) B.Sankey left tackle to TEN 27 for 6 yards (W.Gay).
- 2-4-TEN 27 (14:22) B.Sankey left tackle to TEN 29 for 2 yards (J.Worilds; S.Spence).
- 3-2-TEN 29 (13:38) (Shotgun) Z.Mettenberger pass incomplete short middle to N.Washington [B.Keisel].
- 4-2-TEN 29 (13:32) (Punt formation) B.Kern punts 51 yards to PIT 20, Center-B.Brinkley. A.Brown to 50 for 30 yards (M.Huff).  
PENALTY on PIT-A.Moats, Illegal Block Above the Waist, 10 yards, enforced at PIT 34.

Pittsburgh Steelers at 13:16

- 1-10-PIT 24 (13:16) (Shotgun) L.Bell left tackle to PIT 29 for 5 yards (J.Casey).
- 2-5-PIT 29 (12:42) L.Bell left tackle to PIT 35 for 6 yards (R.Pitoitua; D.Morgan). R13
- 1-10-PIT 35 (12:03) B.Roethlisberger pass incomplete deep left to M.Wheaton.
- 2-10-PIT 35 (11:58) B.Roethlisberger pass short right to A.Brown to PIT 46 for 11 yards (B.Wreh-Wilson). P14
- 1-10-PIT 46 (11:18) B.Roethlisberger pass short right to A.Brown to 50 for 4 yards (J.McCourty).
- 2-6-50 (10:35) (Shotgun) B.Roethlisberger sacked at PIT 42 for -8 yards (sack split by A.Williamson and W.Woodyard).
- 3-14-PIT 42 (9:49) (Shotgun) B.Roethlisberger sacked at PIT 34 for -8 yards (A.Williamson).
- 4-22-PIT 34 (9:05) (Punt formation) B.Wing punts 43 yards to TEN 23, Center-G.Warren, fair catch by D.McCluster.

Tennessee Titans at 8:58

- 1-10-TEN 23 (8:58) Z.Mettenberger pass short right to C.Coffman to TEN 41 for 18 yards (M.Mitchell; W.Allen). P9
- 1-10-TEN 41 (8:23) B.Sankey left tackle to TEN 45 for 4 yards (C.Heyward).
- 2-6-TEN 45 (7:48) Z.Mettenberger pass incomplete deep left to J.Hunter.
- 3-6-TEN 45 (7:41) (Shotgun) Z.Mettenberger pass short right to C.Coffman to PIT 45 for 10 yards (L.Timmons). P10
- 1-10-PIT 45 (7:05) B.Sankey right end to PIT 45 for no gain (C.Thomas).  
PENALTY on TEN-C.Warmack, Offensive Holding, 10 yards, enforced at PIT 45 - No Play.
- 1-20-TEN 45 (6:34) Z.Mettenberger pass short left to J.Hunter ran ob at PIT 19 for 36 yards. P11  
Timeout #1 by TEN at 06:01.
- 1-10-PIT 19 (6:01) Z.Mettenberger pass short right to J.Battle to PIT 10 for 9 yards (L.Timmons).
- 2-1-PIT 10 (5:23) (Shotgun) Z.Mettenberger pass incomplete short left to C.Coffman (B.Keisel).
- 3-1-PIT 10 (5:17) S.Greene right guard to PIT 8 for 2 yards (S.Spence; B.McCain). R12
- 1-8-PIT 8 (4:36) B.Sankey up the middle to PIT 4 for 4 yards (C.Heyward; M.Mitchell).
- 2-4-PIT 4 (3:53) Z.Mettenberger pass incomplete short middle to K.Wright [J.Harrison].
- 3-4-PIT 4 (3:48) (Shotgun) Z.Mettenberger pass short right to C.Coffman for 4 yards, TOUCHDOWN. P13  
R.Succop extra point is GOOD, Center-B.Brinkley, Holder-B.Kern.

PIT 13 TEN 24, 11 plays, 77 yards, 5:16 drive, 11:18 elapsed

R.Succop kicks 59 yards from TEN 35 to PIT 6. M.Wheaton to PIT 28 for 22 yards (A.Williamson).

Pittsburgh Steelers at 3:42, (1st play from scrimmage 3:36)

- 1-10-PIT 28 (3:36) (Shotgun) B.Roethlisberger pass incomplete deep left to M.Wheaton.
- 2-10-PIT 28 (3:28) L.Bell left tackle to PIT 35 for 7 yards (J.Casey; D.Morgan).
- 3-3-PIT 35 (2:45) (Shotgun) B.Roethlisberger scrambles left end to PIT 39 for 4 yards (D.Morgan). R15
- 1-10-PIT 39 (1:58) (Shotgun) L.Bell right end pushed ob at TEN 34 for 27 yards (R.Pitoitua). R16
- 1-10-TEN 34 (1:29) (Shotgun) L.Bell left tackle to TEN 23 for 11 yards (M.Griffin). R17
- 1-10-TEN 23 (:52) (Shotgun) L.Bell right guard to TEN 21 for 2 yards (D.Stafford; S.Phillips).
- 2-8-TEN 21 (:10) (Shotgun) B.Roethlisberger pass short right to H.Miller to TEN 5 for 16 yards (M.Griffin; D.Stafford). P18

END OF QUARTER

	Score	Time Poss	First Downs				Efficiencies	
			R	P	X	T	3 Down	4 Down
Pittsburgh Steelers	13	8:00	4	2	0	6	1/2	0/0
Tennessee Titans	24	7:00	1	4	0	5	3/4	0/0



Fourth Quarter

11/17/2014

Play By Play

Pittsburgh Steelers continued.

<u>1-5-TEN 5</u>	(15:00) L.Bell up the middle for 5 yards, TOUCHDOWN. The Replay Official challenged the runner broke the plane ruling, and the play was Upheld. The ruling on the field was confirmed. S.Suisham extra point is GOOD, Center-G.Warren, Holder-B.Wing.	R19
PIT 20 TEN 24, 8 plays, 72 yards, 3:51 drive, 0:09 elapsed		
S.Suisham kicks 63 yards from PIT 35 to TEN 2. B.Sankey to TEN 32 for 30 yards (V.Williams).		
Tennessee Titans at 14:51, (1st play from scrimmage 14:42)		
1-10-TEN 32	(14:42) B.Sankey right end to TEN 29 for -3 yards (W.Allen).	
2-13-TEN 29	(14:03) (Shotgun) Z.Mettenberger pass short left to B.Sankey to TEN 36 for 7 yards (W.Gay; J.Harrison).	
3-6-TEN 36	(13:16) (Shotgun) Z.Mettenberger pass incomplete short middle to K.Wright [C.Heyward].	
4-6-TEN 36	(13:11) (Punt formation) B.Kern punts 29 yards to PIT 35, Center-B.Brinkley, out of bounds.	
Pittsburgh Steelers at 13:03		
1-10-PIT 35	(13:03) (Shotgun) L.Bell right guard to PIT 45 for 10 yards (D.Stafford).	R20
<u>1-10-PIT 45</u>	(12:21) (Shotgun) B.Roethlisberger pass short left to L.Moore pushed ob at TEN 40 for 15 yards (J.McCourty).	P21
<u>1-10-TEN 40</u>	(11:50) (Shotgun) B.Roethlisberger pass incomplete deep left to M.Wheaton.	
2-10-TEN 40	(11:45) (Shotgun) B.Roethlisberger pass short left to L.Bell pushed ob at TEN 32 for 8 yards (K.Wimbley).	
3-2-TEN 32	(11:12) (Shotgun) B.Roethlisberger pass short left to L.Bell to TEN 22 for 10 yards (J.McCourty).	P22
<u>1-10-TEN 22</u>	(10:33) L.Bell up the middle to TEN 18 for 4 yards (C.Sensabaugh; R.Pitoitua).	
2-6-TEN 18	(9:52) L.Bell left tackle to TEN 12 for 6 yards (M.Griffin).	R23
<u>1-10-TEN 12</u>	(9:07) B.Roethlisberger pass short left to A.Brown for 12 yards, TOUCHDOWN. S.Suisham extra point is GOOD, Center-G.Warren, Holder-B.Wing.	P24
PIT 27 TEN 24, 8 plays, 65 yards, 4:02 drive, 5:59 elapsed		
S.Suisham kicks 60 yards from PIT 35 to TEN 5. B.Sankey to TEN 36 for 31 yards (B.Webb).		
Tennessee Titans at 9:01, (1st play from scrimmage 8:52)		
1-10-TEN 36	(8:52) Z.Mettenberger pass short left to K.Wright ran ob at TEN 46 for 10 yards (S.Spence).	P14
<u>1-10-TEN 46</u>	(8:29) B.Sankey up the middle to TEN 47 for 1 yard (J.Harrison; B.Keisel).	
2-9-TEN 47	(7:50) Z.Mettenberger pass incomplete short left to K.Wright.	
3-9-TEN 47	(7:44) (Shotgun) Z.Mettenberger pass short left to D.Hagan to PIT 48 for 5 yards (M.Mitchell) [J.Worlds].	
4-4-PIT 48	(7:06) (Punt formation) B.Kern punts 29 yards to PIT 19, Center-B.Brinkley, fair catch by A.Brown.	
Pittsburgh Steelers at 6:58		
1-10-PIT 19	(6:58) L.Bell up the middle to PIT 25 for 6 yards (M.Martin).	
2-4-PIT 25	(6:16) (Shotgun) B.Roethlisberger pass incomplete short right to L.Bell (M.Griffin) [K.Wimbley]. Tennessee challenged the fumble ruling, and the play was Upheld. The ruling on the field was confirmed. (Timeout #2.) Timeout #1 by PIT at 06:07.	
3-4-PIT 25	(6:07) (Shotgun) B.Roethlisberger pass short right to M.Wheaton to PIT 31 for 6 yards (J.McCourty).	P25
<u>1-10-PIT 31</u>	(5:31) L.Bell left guard to PIT 41 for 10 yards (G.Wilson).	R26
<u>1-10-PIT 41</u>	(4:50) L.Bell up the middle to TEN 49 for 10 yards (G.Wilson).	R27
<u>1-10-TEN 49</u>	(4:06) L.Bell up the middle to TEN 41 for 8 yards (J.Casey).	
2-2-TEN 41	(3:19) L.Bell up the middle to TEN 38 for 3 yards (K.Klug; W.Woodyard).	R28
<u>1-10-TEN 38</u>	(2:35) L.Bell left guard to TEN 30 for 8 yards (G.Wilson; K.Wimbley).	
Two-Minute Warning		
2-2-TEN 30	(2:00) L.Bell right guard to TEN 25 for 5 yards (C.Sensabaugh). Timeout #3 by TEN at 01:54.	R29
<u>1-10-TEN 25</u>	(1:54) L.Bell up the middle to TEN 26 for -1 yards (M.Griffin).	
2-11-TEN 26	(1:11) B.Roethlisberger kneels to TEN 27 for -1 yards.	
3-12-TEN 27	(:33) B.Roethlisberger kneels to TEN 28 for -1 yards.	
END OF QUARTER		
	Score	Time Poss
		First Downs
		Efficiencies
		3 Down 4 Down
Pittsburgh Steelers	27	11:09
Tennessee Titans	24	3:51
		R P X T
		7 4 0 11
		0 1 0 1
		2/3 0/0
		0/2 0/0

# Final Defensive Statistics

Pittsburgh Steelers	Regular Defensive Plays												Special Teams					Misc			
	TKL	AST	COMB	SK	/ YDS	TFL	Q	IN	PD	FF	FR		TKL	AST	FF	FR	BL	TKL	AST	FF	FR
W.Allen	3	2	5	0	0	1	0	0	0	0	0		0	0	0	0	0	0	0	0	0
S.Spence	2	3	5	0	0	1	0	0	0	0	0		0	0	0	0	0	0	0	0	0
M.Mitchell	2	3	5	0	0	0	0	0	0	0	0		0	0	0	0	0	0	0	0	0
J.Harrison	1	3	4	0	0	0	1	0	0	0	0		0	0	0	0	0	0	0	0	0
L.Timmons	3	0	3	0	0	0	0	0	0	0	0		0	0	0	0	0	0	0	0	0
W.Gay	2	1	3	0	0	0	0	1	1	0	0		0	0	0	0	0	0	0	0	0
V.Williams	1	2	3	0	0	0	0	0	0	0	0		3	1	0	0	0	0	0	0	0
J.Worlids	1	1	2	0	0	0	1	0	0	0	0		0	0	0	0	0	0	0	0	0
C.Heyward	1	1	2	0	0	0	1	0	0	0	0		0	0	0	0	0	0	0	0	0
B.Keisel	0	2	2	0	0	0	1	0	2	0	0		0	0	0	0	0	0	0	0	0
A.Blake	0	1	1	0	0	0	0	0	0	0	0		0	0	0	0	0	0	0	0	0
B.McCain	0	1	1	0	0	0	0	0	0	0	0		0	0	0	0	0	0	0	0	0
A.Moats	0	0	0	0	0	0	1	0	0	0	0		0	0	0	0	0	0	0	0	0
W.Johnson	0	0	0	0	0	0	0	0	0	0	0		1	0	0	0	0	0	0	0	0
B.Webb	0	0	0	0	0	0	0	0	0	0	0		1	0	0	0	0	0	0	0	0
T.Garvin	0	0	0	0	0	0	0	0	0	0	0		0	1	0	0	0	0	0	0	0
Total	16	20	36	0	0	2	5	1	3	0	0		5	2	0	0	0	0	0	0	0

TKL = Tackle AST = Assist COMB = Combined QH=QB Hit IN = Interception PD = Pass Defense FF = Forced Fumble FR = Fumble Recovery

Tennessee Titans	Regular Defensive Plays												Special Teams					Misc			
	TKL	AST	COMB	SK	/ YDS	TFL	QH	IN	PD	FF	FR		TKL	AST	FF	FR	BL	TKL	AST	FF	FR
G.Wilson	7	1	8	0	0	1	0	0	0	0	0		0	0	0	0	0	0	0	0	0
J.McCourty	7	0	7	0	0	0	0	1	1	0	0		0	0	0	0	0	0	0	0	0
M.Griffin	5	2	7	0	0	1	0	0	2	0	0		0	0	0	0	0	0	0	0	0
J.Casey	5	2	7	0	0	1	0	0	0	0	0		0	0	0	0	0	0	0	0	0
A.Williamson	1	6	7	2	12.5	1	3	0	0	0	0		1	0	0	0	0	0	0	0	0
D.Stafford	3	2	5	0	0	1	0	0	0	0	0		2	0	0	0	0	0	0	0	0
D.Morgan	1	4	5	0.5	0.5	0	1	0	0	0	0		0	0	0	0	0	0	0	0	0
K.Wimbley	1	4	5	0	0	0	1	0	0	0	0		0	0	0	0	0	0	0	0	0
B.Wreh-Wilson	2	1	3	0	0	0	0	0	2	0	0		0	0	0	0	0	0	0	0	0
C.Sensabaugh	2	1	3	0	0	0	0	0	0	0	0		0	0	0	0	0	0	0	0	0
K.Klug	1	2	3	0	0	0	0	0	0	0	0		0	0	0	0	0	0	0	0	0
R.Pitoitua	1	2	3	0	0	0	0	0	0	0	0		0	0	0	0	0	0	0	0	0
W.Woodyard	0	3	3	0.5	4	0	1	0	0	0	0		0	0	0	0	0	0	0	0	0
S.Phillips	1	1	2	1	1	1	1	0	0	0	0		0	0	0	0	0	0	0	0	0
Q.Groves	1	0	1	1	9	1	1	0	0	0	0		0	0	0	0	0	0	0	0	0
M.Martin	1	0	1	0	0	0	0	0	0	0	0		0	0	0	0	0	0	0	0	0
M.Huff	0	1	1	0	0	0	0	0	0	0	0		1	0	0	0	0	0	0	0	0
R.Succop	0	0	0	0	0	0	0	0	0	0	0		1	0	0	0	0	0	0	0	0
Z.Gooden	0	0	0	0	0	0	0	0	0	0	0		1	0	0	0	0	0	0	0	0
Total	39	32	71	5	27	7	8	1	5	0	0		6	0	0	0	0	0	0	0	0

## Ball Possession And Drive Chart

### Pittsburgh Steelers

#	Time Recd	Time Lost	Time Poss	How Ball Obtained	Drive Began	# Play	Yds Gain	Yds Pen	Net Yds	1st Down	Last Scrm	How Given Up
1	15:00	10:45	4:15	Kickoff	PIT 32	7	37	0	37	2	TEN 31	Field Goal
2	8:08	1:03	7:05	Kickoff	PIT 10	14	85	0	85	5	* TEN 5	Field Goal
3	11:12	9:21	1:51	Kickoff	PIT 25	3	-10	0	-10	0	PIT 15	Punt
4	7:41	0:44	6:57	Punt	PIT 13	14	75	-5	70	5	* TEN 17	Interception
5	0:32	0:00	0:32	Kickoff	PIT 20	2	-1	0	-1	0	PIT 20	End of Half
6	13:16	8:58	4:18	Punt	PIT 24	7	10	0	10	2	PIT 34	Punt
7	3:42	14:51	3:51	Kickoff	PIT 28	8	72	0	72	5	* TEN 5	Touchdown
8	13:03	9:01	4:02	Punt	PIT 35	8	65	0	65	5	* TEN 12	Touchdown
9	6:58	0:00	6:58	Punt	PIT 19	12	53	0	53	5	TEN 27	End of Game

(206) Average PIT 23

### Tennessee Titans

#	Time Recd	Time Lost	Time Poss	How Ball Obtained	Drive Began	# Play	Yds Gain	Yds Pen	Net Yds	1st Down	Last Scrm	How Given Up
1	10:45	10:37	0:08	Kickoff	TEN 20	1	0	0	0	0	TEN 20	Interception
2	10:37	8:08	2:29	Kickoff	TEN 33	5	52	15	67	4	* PIT 9	Touchdown
3	1:03	11:12	4:51	Kickoff	TEN 40	9	58	0	58	3	* PIT 2	Field Goal
4	9:21	7:41	1:40	Punt	TEN 48	3	7	0	7	0	PIT 45	Punt
5	0:44	0:32	0:12	Interception	TEN 20	1	80	0	80	1	TEN 20	Touchdown
6	15:00	13:16	1:44	Kickoff	TEN 21	3	8	0	8	0	TEN 29	Punt
7	8:58	3:42	5:16	Punt	TEN 23	11	87	-10	77	5	* PIT 4	Touchdown
8	14:51	13:03	1:48	Kickoff	TEN 32	3	4	0	4	0	TEN 36	Punt
9	9:01	6:58	2:03	Kickoff	TEN 36	4	16	0	16	1	PIT 48	Punt

(273) Average TEN 30

\* inside opponent's 20

Time of Possession by Quarter		1st	2nd	3rd	4th	OT	Total
Visitor	Pittsburgh Steelers	11:20	9:20	8:00	11:09		39:49
Home	Tennessee Titans	3:40	5:40	7:00	3:51		20:11
Kickoff Drive No.-Start Average		Steelers: 5 - PIT 23		Titans: 6 - TEN 30			

# Miscellaneous Statistics Report

Pittsburgh Steelers vs Tennessee Titans

11/17/2014 at LP Field

## Ten Longest Plays for Pittsburgh Steelers

Yards	Qtr	Play Start	Play Description
27	3	1-10-PIT 39	(1:58) (Shotgun) L.Bell right end pushed ob at TEN 34 for 27 yards (R.Pitoitua).
23	1	1-10-PIT 44	(4:45) B.Roethlisberger pass deep middle to H.Miller to TEN 33 for 23 yards (J.McCourty).
19	1	2-7-PIT 13	(7:20) B.Roethlisberger pass short right to H.Miller to PIT 32 for 19 yards (G.Wilson).
19	1	2-10-PIT 44	(13:45) L.Bell left guard to TEN 37 for 19 yards (G.Wilson).
17	2	3-11-PIT 25	(4:27) (Shotgun) B.Roethlisberger pass deep left to A.Brown ran ob at PIT 42 for 17 yards.
16	3	2-8-TEN 21	(:10) (Shotgun) B.Roethlisberger pass short right to H.Miller to TEN 5 for 16 yards (M.Griffin; D.Stafford).
15	4	1-10-PIT 45	(12:21) (Shotgun) B.Roethlisberger pass short left to L.Moore pushed ob at TEN 40 for 15 yards (J.McCourty).
14	1	3-9-TEN 20	(2:30) (Shotgun) B.Roethlisberger pass short right to A.Brown ran ob at TEN 6 for 14 yards.
12	1	1-10-PIT 32	(14:53) L.Bell left end pushed ob at PIT 44 for 12 yards (B.Wreh-Wilson).
12	1	1-10-TEN 33	(4:01) L.Bell right guard to TEN 21 for 12 yards (K.Klug; M.Griffin).

## Ten Longest Plays for Tennessee Titans

Yards	Qtr	Play Start	Play Description
80	2	1-10-TEN 20	(:44) (Shotgun) Z.Mettenberger pass deep left to N.Washington for 80 yards, TOUCHDOWN.
36	3	1-20-TEN 45	(6:34) Z.Mettenberger pass short left to J.Hunter ran ob at PIT 19 for 36 yards.
29	1	2-7-TEN 36	(9:56) (Shotgun) Z.Mettenberger pass short right to K.Wright to 50 for 14 yards (J.Worilds).
23	1	2-7-PIT 32	(8:50) Z.Mettenberger pass deep right to K.Wright to PIT 9 for 23 yards (M.Mitchell).
23	2	2-9-PIT 30	(13:36) Z.Mettenberger pass short left to K.Wright to PIT 7 for 23 yards (W.Gay).
18	3	1-10-TEN 23	(8:58) Z.Mettenberger pass short right to C.Coffman to TEN 41 for 18 yards (M.Mitchell; W.Allen).
17	2	1-10-PIT 48	(15:00) Z.Mettenberger pass deep right to D.McCluster to PIT 31 for 17 yards (W.Allen).
12	2	3-15-TEN 43	(8:33) Z.Mettenberger pass short middle to J.Hunter to PIT 45 for 12 yards (V.Williams).
10	3	3-6-TEN 45	(7:41) (Shotgun) Z.Mettenberger pass short right to C.Coffman to PIT 45 for 10 yards (L.Timmons).
10	4	1-10-TEN 36	(8:52) Z.Mettenberger pass short left to K.Wright ran ob at TEN 46 for 10 yards (S.Spence).

## Touchdown Scoring Information

		Offense	Defense	Special Teams
VISITOR	Pittsburgh Steelers	2	1	0
HOME	Tennessee Titans	3	0	0

## Player Scoring Information

Club	Player	TD	Rush TD	Rec TD	KO TD	Punt TD	Int TD	Fum TD	Misc TD	FG	XP	2Pt Rush	2Pt Rec	Sfty	Points
PIT	S.Suisham	0	0	0	0	0	0	0	0	2	3	0	0	0	9
PIT	L.Bell	0	1	0	0	0	0	0	0	0	0	0	0	0	6
PIT	A.Brown	0	0	1	0	0	0	0	0	0	0	0	0	0	6
PIT	W.Gay	0	0	0	0	0	1	0	0	0	0	0	0	0	6
TEN	B.Sankey	0	1	0	0	0	0	0	0	0	0	0	0	0	6
TEN	C.Coffman	0	0	1	0	0	0	0	0	0	0	0	0	0	6
TEN	N.Washington	0	0	1	0	0	0	0	0	0	0	0	0	0	6
TEN	R.Succop	0	0	0	0	0	0	0	0	1	3	0	0	0	6

## Possession Detail

	First Half		Second Half		Game	
	Visitor	Home	Visitor	Home	Visitor	Home
Largest Lead	10	4	3	11	10	11
Drives Leading	3	1	1	3	4	4
Time of Possession Leading	15:53	0:12	6:58	8:48	22:51	9:00
Largest Deficit	-4	-10	-11	-3	-11	-10
Drives Trailing	1	4	3	1	4	5
Time of Possession Trailing	0:32	9:08	12:11	2:03	12:43	11:11
Times Score Tied Up		0		0		0
Lead Changes		2		1		3

# Playtime Percentage

*Percent of playtime per player on offense, defense and special teams*

Pittsburgh Steelers

Tennessee Titans

		Pittsburgh Steelers				Tennessee Titans			
		Offense		Defense	Special Teams	Offense		Defense	Special Teams
R Foster	G	73	100%		5 19%	C Warmack	G	40 100%	4 15%
M Gilbert	T	73	100%		5 19%	B Schwenke	C	40 100%	4 15%
D DeCastro	G	73	100%		5 19%	T Lewan	T	40 100%	4 15%
K Beachum	T	73	100%		5 19%	Z Mettenberger	QB	40 100%	
A Brown	WR	73	100%		4 15%	M Oher	T	40 100%	
M Pouncey	C	73	100%			A Levitre	G	40 100%	
B Roethlisberger	QB	73	100%			J Hunter	WR	37 92%	
H Miller	TE	72	99%			K Wright	WR	31 78%	
L Bell	RB	70	96%			C Coffman	TE	30 75%	10 38%
M Wheaton	WR	39	53%		5 19%	B Sankey	RB	23 58%	6 23%
M Spaeth	TE	35	48%		10 38%	R Gordon	TE	21 52%	6 23%
M Bryant	WR	33	45%			N Washington	WR	15 38%	
W Johnson	FB	20	27%		16 62%	J Battle	TE	9 22%	17 65%
L Moore	WR	11	15%			D Hagan	WR	8 20%	17 65%
D Heyward-Bey	WR	8	11%		10 38%	D McCluster	RB	8 20%	2 8%
D Archer	RB	2	3%		1 4%	L Washington	RB	6 15%	
M Palmer	TE	1	1%		7 27%	B Stingily	T	4 10%	4 15%
L Blount	RB	1	1%			S Greene	RB	4 10%	
B McCain	CB			40 100%	8 31%	B Brackett	TE	3 8%	
M Mitchell	FS			40 100%	4 15%	K Klug	DT	1 2%	23 32%
W Gay	CB			40 100%	4 15%	J McCourty	CB		73 100%
L Timmons	LB			40 100%	4 15%	M Griffin	FS		73 100%
W Allen	FS			39 98%	7 27%	A Williamson	LB		70 96%
C Heyward	DE			38 95%	9 35%	D Morgan	LB		65 89%
J Worilds	LB			38 95%	4 15%	G Wilson	FS		60 82%
J Harrison	LB			31 78%	3 12%	J Casey	DT		58 79%
B Keisel	DE			27 68%		W Woodyard	LB		54 74%
S Spence	LB			26 65%	12 46%	K Wimbley	LB		51 70%
C Thomas	DE			24 60%	4 15%	C Sensabaugh	CB		50 68%
A Blake	CB			14 35%	17 65%	B Wreh-Wilson	CB		48 66%
V Williams	LB			14 35%	16 62%	S Hill	NT		39 53%
D McCullers	NT			13 32%	4 15%	M Martin	DT		33 45%
A Moats	LB			11 28%	12 46%	R Pitoitua	DE		25 34%
S Tuitt	DE			4 10%	6 23%	D Stafford	SS		24 33%
R Golden	FS			1 2%	17 65%	Q Groves	LB		19 26%
T Garvin	LB				17 65%	A Woods	NT		17 23%
R Ventrone	S				12 46%	M Huff	CB		10 14%
S Suisham	K				11 42%	S Phillips	LB		9 12%
G Warren	LS				7 27%	B Ghee	CB		2 3%
C Allen	CB				7 27%	J Anderson	LB		
B Wing	P				7 27%	Z Gooden	LB		
B Webb	CB				6 23%	R Succop	K		
J Brown	WR				5 19%	B Brinkley	LS		
M Adams	T				5 19%	B Kern	P		
C Wallace	C				5 19%	C Spencer	G		

# 2014 TENNESSEE TITANS SEASON STATISTICS

## Won 2, Lost 8

Date	W-L	Score	OT	Opponent	Attendance
09/07	W	26-10		Kansas City	73,569*
09/14	L	10-26		Dallas	69,143*
09/21	L	7-33		at Cincinnati	56,743*
09/28	L	17-41		at Indianapolis	64,757*
10/05	L	28-29		Cleveland	69,143*
10/12	W	16-14		Jacksonville	69,143*
10/19	L	17-19		at Washington	75,227*
10/26	L	16-30		Houston	69,143*
11/09	L	7-21		at Baltimore	70,914*
11/17	L	24-27		Pittsburgh	69,143*
11/23				at Philadelphia	
11/30				at Houston	
12/07				New York Giants	
12/14				New York Jets	
12/18				at Jacksonville	
12/28				Indianapolis	

\* Sellout

Statistic	Tenn.	Opp.
<b>Total First Downs</b>	<b>166</b>	<b>238</b>
Rushing	47	87
Passing	102	132
Penalty	17	19
3rd Down: Made/Att	35/115	53/131
3rd Down Pct.	30.4	40.5
4th Down: Made/Att	3/7	2/6
4th Down Pct.	42.9	33.3
<b>Possession Avg.</b>	<b>27:00</b>	<b>33:00</b>
<b>Total Net Yards</b>	<b>3090</b>	<b>3704</b>
Avg. Per Game	309.0	370.4
Total Plays	553	692
Avg. Per Play	5.6	5.4
<b>Net Yards Rushing</b>	<b>925</b>	<b>1435</b>
Avg. Per Game	92.5	143.5
Total Rushes	221	327
<b>Net Yards Passing</b>	<b>2165</b>	<b>2269</b>
Avg. Per Game	216.5	226.9
Sacked/Yards Lost	25/121	29/183
Gross Yards	2286	2452
Att./Completions	307/184	336/214
Completion Pct.	59.9	63.7
Had Intercepted	10	9
<b>Punts/Average</b>	<b>54/45.1</b>	<b>44/46.0</b>
<b>Net Punting Avg.</b>	<b>54/40.3</b>	<b>44/42.2</b>
<b>Penalties/Yards</b>	<b>73/657</b>	<b>58/461</b>
<b>Fumbles/Ball Lost</b>	<b>11/4</b>	<b>4/3</b>
Touchdowns	19	27
Rushing	5	11
Passing	14	15
Returns	0	1

## Score By Periods

	Q1	Q2	Q3	Q4	OT	PTS
<b>Team</b>	<b>30</b>	<b>65</b>	<b>43</b>	<b>30</b>	<b>0</b>	<b>168</b>
<b>Opponents</b>	<b>50</b>	<b>64</b>	<b>59</b>	<b>77</b>	<b>0</b>	<b>250</b>

Scoring	TD	Rush	Rec	Ret	K-PAT	FG	S	PTS
Succop	0	0	0	0	18/18	12/14	0	54
Walker	4	0	4	0			0	24
Wright	4	0	4	0			0	24
Hunter	2	0	2	0			0	12
Sankey	2	2	0	0			0	12
Battle	1	1	0	0			0	6
Coffman	1	0	1	0			0	6
Greene	1	1	0	0			0	6
Hagan	1	0	1	0			0	6
Locker	1	1	0	0			0	6
L. Washington	1	0	1	0			0	6
N. Washington	1	0	1	0			0	6
<b>Team</b>	<b>19</b>	<b>5</b>	<b>14</b>	<b>0</b>	<b>18/18</b>	<b>12/14</b>	<b>0</b>	<b>168</b>
<b>Opponents</b>	<b>27</b>	<b>11</b>	<b>15</b>	<b>1</b>	<b>27/27</b>	<b>19/21</b>	<b>2</b>	<b>250</b>

2-Pt Conv: TM 0-1, OPP 0-0

Passing	Att	Cmp	Yds	Cmp%	Yds/Att	TD	TD%	Int	Int%	Long	Sack/Lost	Rating
Locker	112	65	764	58.0	6.82	4	3.6	4	3.6	61t	9/34	75.9
Whitehurst	98	59	764	60.2	7.80	5	5.1	2	2.0	75t	9/42	93.2
Mettenberger	97	60	758	61.9	7.81	5	5.2	4	4.1	80t	7/45	86.2
<b>Team</b>	<b>307</b>	<b>184</b>	<b>2286</b>	<b>59.9</b>	<b>7.45</b>	<b>14</b>	<b>4.6</b>	<b>10</b>	<b>3.3</b>	<b>80t</b>	<b>25/121</b>	<b>84.7</b>
<b>Opponents</b>	<b>336</b>	<b>214</b>	<b>2452</b>	<b>63.7</b>	<b>7.30</b>	<b>15</b>	<b>4.5</b>	<b>9</b>	<b>2.7</b>	<b>70t</b>	<b>29/183</b>	<b>89.3</b>

Rushing	No.	Yds	Avg	Long	TD
Sankey	102	395	3.9	22	2
Greene	52	205	3.9	20	1
Locker	18	107	5.9	29	1
McCluster	25	81	3.2	16	0
Whitehurst	11	50	4.5	23	0
Wright	3	44	14.7	38	0
L. Washington	5	35	7.0	16	0
Battle	4	9	2.3	5	1
Mettenberger	1	-1	-1.0	-1	0
<b>Team</b>	<b>221</b>	<b>925</b>	<b>4.2</b>	<b>38</b>	<b>5</b>
<b>Opponents</b>	<b>327</b>	<b>1435</b>	<b>4.4</b>	<b>43</b>	<b>11</b>

Receiving	No.	Yds	Avg	Long	TD
Wright	43	473	11.0	48	4
Walker	38	512	13.5	61t	4
Hunter	23	416	18.1	75t	2
N. Washington	20	347	17.4	80t	1
McCluster	17	153	9.0	25	0
Sankey	12	90	7.5	13	0
L. Washington	11	77	7.0	19	1
Hagan	6	90	15.0	38t	1
Coffman	5	50	10.0	18	1
Battle	5	28	5.6	12	0
Stevens	2	26	13.0	20	0
Thompson	2	24	12.0	13	0
<b>Team</b>	<b>184</b>	<b>2286</b>	<b>12.4</b>	<b>80t</b>	<b>14</b>
<b>Opponents</b>	<b>214</b>	<b>2452</b>	<b>11.5</b>	<b>70t</b>	<b>15</b>

Interceptions	No.	Yds	Avg	Long	TD
McCourty	3	0	0.0	0	0
Woodyard	2	20	10.0	13	0
Griffin	2	12	6.0	12	0
Wreh-Wilson	1	34	34.0	34	0
Wilson	1	0	0.0	0	0
<b>Team</b>	<b>9</b>	<b>66</b>	<b>7.3</b>	<b>34</b>	<b>0</b>
<b>Opponents</b>	<b>10</b>	<b>88</b>	<b>8.8</b>	<b>28t</b>	<b>1</b>

Punting	No.	Yds	Avg	Net	TB	In	Lg	B
Kern	53	2433	45.9	40.3	5	16	69	1
<b>Team</b>	<b>54</b>	<b>2433</b>	<b>45.1</b>	<b>40.3</b>	<b>5</b>	<b>16</b>	<b>69</b>	<b>1</b>
<b>Opponents</b>	<b>44</b>	<b>2022</b>	<b>46.0</b>	<b>42.2</b>	<b>3</b>	<b>19</b>	<b>69</b>	<b>0</b>

Punt Returns	Ret	FC	Yds	Avg	Long	TD
McCluster	14	10	96	6.9	48	0
L. Washington	2	1	10	5.0	9	0
<b>Team</b>	<b>16</b>	<b>11</b>	<b>106</b>	<b>6.6</b>	<b>48</b>	<b>0</b>
<b>Opponents</b>	<b>23</b>	<b>15</b>	<b>157</b>	<b>6.8</b>	<b>30</b>	<b>0</b>

Kickoff Returns	No.	Yds	Avg	Long	TD
L. Washington	17	376	22.1	50	0
Sankey	3	82	27.3	31	0
Battle	2	43	21.5	22	0
Klug	2	32	16.0	20	0
<b>Team</b>	<b>24</b>	<b>533</b>	<b>22.2</b>	<b>50</b>	<b>0</b>
<b>Opponents</b>	<b>19</b>	<b>436</b>	<b>22.9</b>	<b>32</b>	<b>0</b>

Field Goals	1-19	20-29	30-39	40-49	50+
Succop	0/0	3/3	5/5	4/6	0/0
<b>Team</b>	<b>0/0</b>	<b>3/3</b>	<b>5/5</b>	<b>4/6</b>	<b>0/0</b>
<b>Opponents</b>	<b>0/0</b>	<b>5/5</b>	<b>7/7</b>	<b>6/7</b>	<b>1/2</b>

Succop: (36G,31G,46G,47G) (47G) (40N,44N) (36G) () (25G,21G,42G) (36G) (35G) () (20G)

OPP: (35G,48N) (48G,44G,51G,48G) (29G) (31G,30G) (38G,42G) (55B) (31G,31G,27G,22G) (30G,29G,49G) () (49G,23G)

**Sacks:** Casey 4, Griffin 3, Williamson 3, Morgan 2.5, Hill 2, Klug 2, Phillips 2, Pitoitua 2, Wimbley 2, Woodyard 1.5, Groves 1, Huff 1, Pollard 1, Sensabaugh 1, Stafford 1, **TM 29, OPP 25**

**FUM/Lost:** Locker 2/0, L. Washington 2/0, Whitehurst 2/0, Greene 1/1, McCluster 1/1, Mettenberger 1/1, Walker 1/0, Wright 1/1



## **HIGH-FLYING EAGLES OFFENSE BURIES TITANS**

**BY JIM WYATT  
THE TENNESSEAN  
NOVEMBER 24, 2014**

### **PAGE 1C**

PHILADELPHIA – In the City of Brotherly Love, the Titans had their bell rung.

Again and again and again.

The message was loud and clear. This season, like the Liberty Bell, is beyond repair.

The Titans lost 43-24 to the Eagles on Sunday in a game that was really never in doubt. It was their ninth loss in 10 games, fifth in a row and assured them of a losing record.

Now 2-9, they are off to the worst start since the franchise moved to Tennessee in 1997. The 2005 team that finished 4-12 started 3-8.

"At this point to me, records don't matter. If I focus on the record, I'm going to be in a pretty bad mood," rookie tackle Taylor Lewan said. "It's frustrating. No one is happy. I don't know what else to say, really. I'm just trying to focus on what we can do get better as a team. ... I have to play better, we all have to play better."

After providing some reasons for optimism in a dogfight loss to the Steelers last Monday, the Titans wasted no time in bringing back bad vibes against the Eagles.

It took just 13 seconds, in fact — the time Josh Huff needed to return the opening kickoff 107 yards for a touchdown. Four minutes later the Titans trailed 14-0. At the end of the first quarter they were down 17-0.

"It's not the way you want to start a game off," coach Ken Whisenhunt said.

The Titans showed some moxie in the second quarter and made it a 20-14 game, but the Eagles (8-3) responded with a touchdown and led by double digits the rest of the way. The Titans' defense struggled while the offense was far too inconsistent and sloppy to hang with one of the NFL's elite offenses.

"It's a repeat of every week it seems," defensive lineman Jurrell Casey said. "... We are going to continue to come to work and continue to fight. No one said we would have a perfect season. We just have to continue going out there and continue to try and keep improving."

With 345 passing yards, quarterback Mettenberger set the franchise record for a rookie. He threw a 40-yard touchdown pass to wide receiver Justin Hunter in the second quarter and connected with running back Dexter McCluster for a six-yard score in the fourth quarter.

Mettenberger misfired on some throws, however, as the Titans went 2-of-12 on third down, and at times he appeared to hold the ball too long in the pocket. He was frequently under duress as the offensive line allowed the Eagles to play Apollo Creed and hit the rookie repeatedly here in Rocky's hometown.

Mettenberger, who was not sacked last week, was sacked five times and threw an interception.

"That is part of it when you play a good defensive front like they have," he said.

Mettenberger said the Titans will be playing to win with five games left, but also for pride.

"We have a lot of good guys. The work is there, and the extra time putting in is there," he said. "But we can't seem to get it all going at once. We're just playing for keeps really, as corny as that sounds."

It's tough to pin this loss on the offense, however. Not when the Titans allowed a season-high 43 points as the Eagles racked up 26 first downs and 462 yards. Quarterback Mark Sanchez passed for 307 yards and running back LeSean McCoy gashed the poor-tackling Titans for 130 more.

"Sometimes you have one of those games where you miss tackles, and today was one of those games where we had our worst tackling game and they were able to extend some drives and make plays," linebacker Wesley Woodyard said. "And that was the key. We couldn't get off the field."

And this season can't end fast enough for the Titans and their fans. This team has a chance to post the worst record since the franchise landed in Nashville. The 2005 team finished 4-12.

That's something these Titans are desperate to avoid.

"I saw a lot of guys that were fighting out there, but it just hasn't been our year," tight end Delanie Walker said. "Nothing changes from here. We just need to stick together and try and end this the right way, with five wins, so we can come back next year on a high note."

###

# National Football League Game Summary

NFL Copyright © 2014 by The National Football League. All rights reserved. This summary and play-by-play is for the express purpose of assisting media in their coverage of the game; any other use of this material is prohibited without the written permission of the National Football League. Updated: 12/2/2014

Date: Sunday, 11/23/2014 Tennessee Titans at Philadelphia Eagles Start Time: 1:02 PM EST  
at Lincoln Financial Field, Philadelphia, PA

Game Day Weather  
Game Weather: Sunny Temp: 54° F (12.2° C) Humidity: 33%, Wind: S 7 mph  
Played Outdoor on Turf: Grass Outdoor Weather: Partly Cloudy,

Officials		
Referee: Boger, Jerome (23)	Umpire: Michalek, Tony (115)	Head Linesman: Stabile, Tom (48)
Line Judge: Walker, Ed (123)	Side Judge: Baynes, Allen (56)	Field Judge: Brown, Terry (43)
Back Judge: Steratore, Tony (112)	Replay Official: Madsen, Carl ()	

Tennessee Titans				Philadelphia Eagles			
Offense		Defense		Offense		Defense	
WR 15	J.Hunter	DE 93	M.Martin	WR 14	R.Cooper	DE 91	F.Cox
LT 77	T.Lewan	NT 94	S.Hill	LT 71	J.Peters	NT 96	B.Logan
LG 67	A.Levitre	DT 99	J.Casey	LG 69	E.Mathis	DE 72	C.Thornton
C 62	B.Schwenke	OLB 91	D.Morgan	C 62	J.Kelce	OLB 98	C.Barwin
RG 70	C.Warmack	ILB 59	W.Woodyard	RG 66	A.Gardner	ILB 50	C.Matthews
RT 72	M.Oher	ILB 54	A.Williamson	RT 65	L.Johnson	ILB 95	M.Kendricks
TE 82	D.Walker	OLB 95	K.Wimbley	TE 86	Z.Ertz	OLB 58	T.Cole
TE 87	B.Brackett	CB 24	C.Sensabaugh	WR 18	J.Maclin	CB 24	B.Fletcher
WR 13	K.Wright	CB 38	B.Ghee	WR 81	J.Matthews	CB 26	C.Williams
QB 7	Z.Mettenberger	FS 33	M.Griffin	RB 25	L.McCoy	S 29	N.Allen
RB 20	B.Sankey	CB 30	J.McCourty	QB 3	M.Sanchez	S 27	M.Jenkins

Substitutions		Substitutions	
P 6 B.Kern, K 8 R.Succop, S 21 G.Wilson, RB 22 D.McCluster, RB 23 S.Greene, RB 26 A.Andrews, RB 29 L.Washington, CB 32 B.Harris, S 39 D.Stafford, FB 44 J.Battle, LS 48 B.Brinkley, LB 50 Z.Gooden, OLB 53 Q.Groves, DE 57 J.Staples, OLB 58 S.Phillips, G/C 60 C.Spencer, T 68 B.Stingily, WR 80 D.Hagan, WR 85 N.Washington, TE 86 C.Coffman, DL 90 D.Jones, DL 96 A.Woods, DL 97 K.Klug		K 1 C.Parkey, P 8 D.Jones, WR 11 J.Huff, WR 16 B.Smith, CB 22 B.Boykin, CB 23 N.Carroll, RB 32 C.Polk, S 33 C.Prosinski, S 42 C.Maragos, RB 43 D.Sproles, LS 46 J.Dorenbos, TE 47 T.Burton, LB 51 E.Acho, LB 55 B.Graham, LB 56 B.Braman, G/T 64 M.Tobin, DE 75 V.Curry, TE 85 J.Casey, TE 87 B.Celek, LB 90 M.Smith, DE 93 B.Bair, DT 94 B.Allen	

Did Not Play		Did Not Play	
QB 10 J.Locker		QB 2 M.Barkley, C 63 D.Molk	

Not Active		Not Active	
QB 12 C.Whitehurst, WR 17 K.Durham, CB 25 B.Wreh-Wilson, DB 28 M.Huff, T 76 W.Svitek, TE 89 R.Gordon, DE 92 R.Pitoitua		QB 9 N.Foles, CB 21 R.Carmichael, DB 37 J.Watkins, C/G 61 J.Vandervelde, G/T 67 D.Kelly, WR 88 J.Maehl, DE 97 T.Hart	

Field Goals (made ( ) & missed)							
R.Succop	(20)	C.Parkey	(36)	(26)	49LU	(35)	(30) (50)
		1	2	3	4	OT	Total
VISITOR:	Tennessee Titans	0	17	0	7	0	24
HOME:	Philadelphia Eagles	17	10	7	9	0	43

Scoring Plays						Visitor	Home
Team	Qtr	Time	Play Description (Extra Point) (Drive Info)				
Eagles	1	14:47	J.Huff 107 yd. kickoff return (C.Parkey kick) (0-0, 0:13)			0	7
Eagles	1	10:44	D.Sproles 4 yd. run (C.Parkey kick) (8-51, 2:53)			0	14
Eagles	1	3:25	C.Parkey 36 yd. Field Goal (9-46, 2:53)			0	17
Titans	2	14:51	J.Hunter 40 yd. pass from Z.Mettenberger (R.Succop kick) (2-30, 0:39)			7	17
Eagles	2	11:29	C.Parkey 26 yd. Field Goal (8-73, 3:22)			7	20
Titans	2	8:22	S.Greene 2 yd. run (R.Succop kick) (5-81, 3:07)			14	20
Eagles	2	4:35	L.McCoy 2 yd. run (C.Parkey kick) (10-69, 3:47)			14	27
Titans	2	0:51	R.Succop 20 yd. Field Goal (11-78, 3:44)			17	27
Eagles	3	11:27	J.Casey 14 yd. pass from M.Sanchez (C.Parkey kick) (3-33, 1:05)			17	34
Eagles	4	14:14	C.Parkey 35 yd. Field Goal (12-36, 5:33)			17	37

# National Football League Game Summary

NFL Copyright © 2014 by The National Football League. All rights reserved. This summary and play-by-play is for the express purpose of assisting media in their coverage of the game; any other use of this material is prohibited without the written permission of the National Football League.

Updated: 12/2/2014

Eagles	4	10:18	C.Parkey 30 yd. Field Goal (6-30, 2:08)	17	40
Titans	4	5:43	D.McCluster 6 yd. pass from Z.Mettenberger (R.Succop kick) (7-51, 1:37)	24	40
Eagles	4	2:26	C.Parkey 50 yd. Field Goal (7-15, 3:17)	24	43
Paid Attendance: 69,596				Time: 3:34	

## Final Team Statistics

	Visitor Titans	Home Eagles
TOTAL FIRST DOWNS	16	26
By Rushing	4	7
By Passing	11	18
By Penalty	1	1
THIRD DOWN EFFICIENCY	2-12-17%	10-19-53%
FOURTH DOWN EFFICIENCY	1-2-50%	0-0-0%
TOTAL NET YARDS	351	462
Total Offensive Plays (inc. times thrown passing)	63	83
Average gain per offensive play	5.6	5.6
NET YARDS RUSHING	52	164
Total Rushing Plays	19	38
Average gain per rushing play	2.7	4.3
Tackles for a loss-number and yards	3-10	4-7
NET YARDS PASSING	299	298
Times thrown - yards lost attempting to pass	5-46	2-9
Gross yards passing	345	307
PASS ATTEMPTS-COMPLETIONS-HAD INTERCEPTED	39-20-1	43-30-2
Avg gain per pass play (inc.# thrown passing)	6.8	6.6
KICKOFFS Number-In End Zone-Touchbacks	5-2-1	10-9-3
PUNTS Number and Average	6-49.0	3-45.0
Had Blocked	0	0
FGs - PATs Had Blocked	0-0	0-0
Net Punting Average	40.7	40.7
TOTAL RETURN YARDAGE (Not Including Kickoffs)	46	50
No. and Yards Punt Returns	3-13	6-50
No. and Yards Kickoff Returns	7-186	3-156
No. and Yards Interception Returns	2-33	1-0
PENALTIES Number and Yards	7-56	9-69
FUMBLES Number and Lost	3-2	0-0
TOUCHDOWNS	3	4
Rushing	1	2
Passing	2	1
Kickoff Returns	0	1
EXTRA POINTS Made-Attempts	3-3	4-4
Kicking Made-Attempts	3-3	4-4
FIELD GOALS Made-Attempts	1-1	5-6
RED ZONE EFFICIENCY	2-4-50%	3-7-43%
GOAL TO GO EFFICIENCY	2-3-67%	2-4-50%
SAFETIES	0	0
FINAL SCORE	24	43
TIME OF POSSESSION	26:48	33:12

# Final Individual Statistics

## Tennessee Titans

RUSHING	ATT	YDS	AVG	LG	TD
B.Sankey	10	37	3.7	13	0
S.Greene	6	15	2.5	4	1
D.McCluster	1	2	2.0	2	0
Z.Mettenberger	2	-2	-1.0	-1	0
Total	19	52	2.7	13	1

PASSING	ATT	CMP	YDS	SK/YD	TD	LG	IN	RT
Z.Mettenberger	39	20	345	5/46	2	68	1	88.1
Total	39	20	345	5/46	2	68	1	88.1

PASS RECEIVING	TAR	REC	YDS	AVG	LG	TD
D.Walker	9	5	155	31.0	68	0
J.Hunter	10	4	64	16.0	40	1
N.Washington	6	4	63	15.8	22	0
D.McCluster	4	3	15	5.0	6	1
B.Sankey	2	2	14	7.0	9	0
K.Wright	6	1	28	28.0	28	0
B.Schwenke	1	1	6	6.0	6	0
Total	38	20	345	17.3	68	2

INTERCEPTIONS	NO	YDS	AVG	LG	TD
D.Stafford	1	33	33.0	33	0
B.Ghee	1	0	0.0	0	0
Total	2	33	16.5	33	0

PUNTING	NO	YDS	AVG	NET	TB	IN20	LG
B.Kern	6	294	49.0	40.7	0	2	57
Total	6	294	49.0	40.7	0	2	57

PUNT RETURNS	NO	YDS	AVG	FC	LG	TD
D.McCluster	2	8	4.0	0	8	0
M.Griffin	1	5	5.0	0	5	0
Total	3	13	4.3	0	8	0

KICKOFF RETURNS	NO	YDS	AVG	FC	LG	TD
L.Washington	3	94	31.3	0	44	0
A.Andrews	2	47	23.5	0	27	0
B.Sankey	2	45	22.5	0	26	0
[TOUCHBACK]	3	0	0.0	0	0	0
Total	7	186	26.6	0	44	0

## Philadelphia Eagles

RUSHING	ATT	YDS	AVG	LG	TD
L.McCoy	21	130	6.2	53	1
D.Sproles	6	25	4.2	13	1
C.Polk	7	5	0.7	4	0
M.Sanchez	4	4	1.0	6	0
Total	38	164	4.3	53	2

PASSING	ATT	CMP	YDS	SK/YD	TD	LG	IN	RT
M.Sanchez	43	30	307	2/9	1	24	2	78.3
Total	43	30	307	2/9	1	24	2	78.3

PASS RECEIVING	TAR	REC	YDS	AVG	LG	TD
J.Matthews	8	6	77	12.8	24	0
J.Maclin	8	6	59	9.8	18	0
B.Celek	7	5	48	9.6	15	0
Z.Ertz	6	4	30	7.5	10	0
R.Cooper	6	3	49	16.3	21	0
D.Sproles	4	3	14	4.7	10	0
C.Polk	1	1	15	15.0	15	0
J.Casey	1	1	14	14.0	14	1
L.McCoy	1	1	1	1.0	1	0
Total	42	30	307	10.2	24	1

INTERCEPTIONS	NO	YDS	AVG	LG	TD
B.Boykin	1	0	0.0	0	0
Total	1	0	0.0	0	0

PUNTING	NO	YDS	AVG	NET	TB	IN20	LG
D.Jones	3	135	45.0	40.7	0	1	49
Total	3	135	45.0	40.7	0	1	49

PUNT RETURNS	NO	YDS	AVG	FC	LG	TD
D.Sproles	6	50	8.3	0	13	0
Total	6	50	8.3	0	13	0

KICKOFF RETURNS	NO	YDS	AVG	FC	LG	TD
C.Polk	2	49	24.5	0	30	0
J.Huff	1	107	107.0	0	107	1
[TOUCHBACK]	1	0	0.0	0	0	0
Total	3	156	52.0	0	107	1

## Tennessee Titans

FUMBLES	FUM	LOST	OWN-REC	YDS	TD	FORCED	OPP-REC	YDS	TD	OUT-BDS
Z.Mettenberger	1	0	0	0	0	0	0	0	0	0
B.Sankey	1	1	0	0	0	0	0	0	0	0
B.Schwenke	1	1	0	0	0	0	0	0	0	0
A.Levitre	0	0	1	0	0	0	0	0	0	0
Total	3	2	1	0	0	0	0	0	0	0

## Philadelphia Eagles

FUMBLES	FUM	LOST	OWN-REC	YDS	TD	FORCED	OPP-REC	YDS	TD	OUT-BDS
C.Barwin	0	0	0	0	0	1	0	0	0	0
M.Kendricks	0	0	0	0	0	1	0	0	0	0
B.Logan	0	0	0	0	0	1	0	0	0	0
N.Allen	0	0	0	0	0	0	1	3	0	0
B.Fletcher	0	0	0	0	0	0	1	0	0	0
Total	0	0	0	0	0	3	2	3	0	0

Tennessee Titans vs Philadelphia Eagles at Lincoln Financial Field

X8

PENALTY on TEN-M.Griffin, Defensive Pass Interference, 11 yards, enforced at TEN 20 - No Play.

- 1-9-TEN 9 (4:37) (Shotgun) M.Sanchez sacked at TEN 16 for -7 yards (J.Casey).
- 2-16-TEN 16 (4:06) (No Huddle) L.McCoy right end to TEN 18 for -2 yards (J.Casey).
- 3-18-TEN 18 (3:34) (No Huddle, Shotgun) M.Sanchez pass incomplete deep middle to J.Matthews (D.Stafford).
- 4-18-TEN 18 (3:28) C.Parkey 36 yard field goal is GOOD, Center-J.Dorenbos, Holder-D.Jones.

TEN 0 PHI 17, 9 plays, 46 yards, 1 penalty, 2:53 drive, 11:35 elapsed
---

C.Parkey kicks 69 yards from PHI 35 to TEN -4. L.Washington to TEN 25 for 29 yards (C.Maragos).

Tennessee Titans at 3:25, (1st play from scrimmage 3:20)

- 1-10-TEN 25 (3:20) B.Sankey left end to TEN 34 for 9 yards (M.Jenkins).
  - 2-1-TEN 34 (2:42) B.Sankey left guard to TEN 32 for -2 yards (T.Cole).
  - 3-3-TEN 32 (1:58) (Shotgun) D.McCluster left end to TEN 34 for 2 yards (N.Allen).
  - 4-1-TEN 34 (1:14) B.Kern punts 57 yards to PHI 9, Center-B.Brinkley. D.Sproles to PHI 26 for 17 yards (A.Williamson).
- PENALTY on PHI-B.Boykin, Illegal Block Above the Waist, 5 yards, enforced at PHI 11.

Philadelphia Eagles at 1:01

- 1-10-PHI 6 (1:01) L.McCoy left end to PHI 8 for 2 yards (A.Woods).
- 2-8-PHI 8 (:36) (No Huddle, Shotgun) M.Sanchez pass deep left intended for R.Cooper INTERCEPTED by B.Ghee at PHI 30. B.Ghee to PHI 30 for no gain (R.Cooper).

Tennessee Titans at 0:30

- 1-10-PHI 30 (:30) Z.Mettenberger pass incomplete short right to K.Wright (B.Logan).
- 2-10-PHI 30 (:22) K.Wright right end ran ob at PHI 25 for 5 yards.

PENALTY on TEN-D.Walker, Offensive Holding, 10 yards, enforced at PHI 30 - No Play.

END OF QUARTER

	Score	Time	First Downs				Efficiencies	
		Poss	R	P	X	T	3 Down	4 Down
Tennessee Titans	0	6:44	0	0	0	0	0/4	0/0
Philadelphia Eagles	17	8:16	3	4	1	8	1/3	0/0



## Play By Play

## First Quarter

11/23/2014

TEN wins the coin toss and elects to defer. PHI elects to Receive, and TEN elects to defend the south goal.

R.Succop kicks 72 yards from TEN 35 to PHI -7. J.Huff for 107 yards, TOUCHDOWN.

Philadelphia Eagles at 15:00

C.Parkey extra point is GOOD, Center-J.Dorenbos, Holder-D.Jones.

TEN 0 PHI 7, 0 plays, 100 yards, 0:13 drive, 0:13 elapsed
---

C.Parkey kicks 69 yards from PHI 35 to TEN -4. L.Washington to TEN 17 for 21 yards (B.Graham).

Tennessee Titans at 14:47, (1st play from scrimmage 14:43)

- 1-10-TEN 17 (14:43) (Shotgun) Z.Mettenberger pass incomplete deep right to D.Walker (M.Jenkins).
- 2-10-TEN 17 (14:36) (Shotgun) Z.Mettenberger pass incomplete short right to D.McCluster.
- 3-10-TEN 17 (14:32) (Shotgun) Z.Mettenberger sacked at TEN 9 for -8 yards (C.Barwin).
- 4-18-TEN 9 (13:49) B.Kern punts 55 yards to PHI 36, Center-B.Brinkley. D.Sproles to PHI 49 for 13 yards (D.Hagan).

Philadelphia Eagles at 13:37

- 1-10-PHI 49 (13:37) (Shotgun) M.Sanchez pass short right to L.McCoy to 50 for 1 yard (W.Woodyard; D.Morgan).
- 2-9-50 (13:25) (No Huddle, Shotgun) L.McCoy right end to TEN 35 for 15 yards (C.Sensabaugh). R1
- 1-10-TEN 35 (12:53) (No Huddle, Shotgun) L.McCoy left tackle to TEN 34 for 1 yard (S.Hill).
- 2-9-TEN 34 (12:30) (No Huddle, Shotgun) M.Sanchez pass short left to B.Celek to TEN 19 for 15 yards (M.Griffin). P2
- 1-10-TEN 19 (12:03) (No Huddle, Shotgun) M.Sanchez pass incomplete short right.
- 2-10-TEN 19 (11:56) (No Huddle, Shotgun) L.McCoy left end to TEN 7 for 12 yards (G.Wilson). R3
- 1-7-TEN 7 (11:22) (No Huddle, Shotgun) L.McCoy right tackle to TEN 4 for 3 yards (M.Griffin).
- 2-4-TEN 4 (10:49) (No Huddle) D.Sproles left end for 4 yards, TOUCHDOWN. R4
- The Replay Official challenged the runner broke the plane ruling, and the play was Upheld. The ruling on the field stands.
- C.Parkey extra point is GOOD, Center-J.Dorenbos, Holder-D.Jones.

TEN 0 PHI 14, 8 plays, 51 yards, 2:53 drive, 4:16 elapsed
---

C.Parkey kicks 67 yards from PHI 35 to TEN -2. L.Washington to TEN 42 for 44 yards (C.Prosinski; J.Casey).

Tennessee Titans at 10:44, (1st play from scrimmage 10:35)

- 1-10-TEN 42 (10:35) S.Greene right guard to TEN 46 for 4 yards (C.Thornton).
- 2-6-TEN 46 (10:01) B.Sankey right end to TEN 49 for 3 yards (T.Cole).
- 3-3-TEN 49 (9:21) (Shotgun) Z.Mettenberger pass incomplete short left to J.Hunter (M.Jenkins).
- 4-3-TEN 49 (9:17) B.Kern punts 42 yards to PHI 9, Center-B.Brinkley. D.Sproles to PHI 17 for 8 yards (Q.Groves; B.Brinkley).

Philadelphia Eagles at 9:06

- 1-10-PHI 17 (9:06) (Shotgun) M.Sanchez pass short left to J.Matthews to PHI 24 for 7 yards (M.Griffin).
- 2-3-PHI 24 (8:47) (No Huddle, Shotgun) M.Sanchez pass short right to J.Maclin to PHI 34 for 10 yards (J.McCourty). P5
- 1-10-PHI 34 (8:24) (No Huddle, Shotgun) M.Sanchez pass incomplete short left to D.Sproles.
- 2-10-PHI 34 (8:21) (No Huddle, Shotgun) L.McCoy left guard to PHI 37 for 3 yards (M.Griffin).
- 3-7-PHI 37 (7:53) (No Huddle, Shotgun) M.Sanchez pass deep left to L.McCoy to TEN 45 for 18 yards (K.Wimbley).
- PENALTY on PHI-L.McCoy, Offensive Pass Interference, 10 yards, enforced at PHI 37 - No Play.
- 3-17-PHI 27 (7:35) (Shotgun) M.Sanchez pass incomplete deep right to J.Matthews.
- 4-17-PHI 27 (7:28) D.Jones punts 49 yards to TEN 24, Center-J.Dorenbos. D.McCluster to TEN 24 for no gain (N.Carroll).

Tennessee Titans at 7:20

- 1-10-TEN 24 (7:20) Z.Mettenberger pass incomplete short right to K.Wright.
- 2-10-TEN 24 (7:09) (Shotgun) Z.Mettenberger pass short right to D.McCluster to TEN 28 for 4 yards (B.Boykin).
- 3-6-TEN 28 (6:33) (Shotgun) Z.Mettenberger pass incomplete short left to J.Hunter (B.Boykin).
- Penalty on TEN-K.Wright, Offensive Pass Interference, declined.
- 4-6-TEN 28 (6:29) B.Kern punts 48 yards to PHI 24, Center-B.Brinkley. D.Sproles to PHI 36 for 12 yards (J.Battle).

Philadelphia Eagles at 6:18

- 1-10-PHI 36 (6:18) (Shotgun) M.Sanchez pass short right to Z.Ertz to PHI 44 for 8 yards (G.Wilson).
- 2-2-PHI 44 (6:01) (No Huddle, Shotgun) M.Sanchez pass short left to J.Matthews to TEN 39 for 17 yards (Z.Gooden). P6
- 1-10-TEN 39 (5:38) (No Huddle, Shotgun) M.Sanchez pass short right to J.Matthews to TEN 35 for 4 yards (C.Sensabaugh).
- 2-6-TEN 35 (5:19) (No Huddle, Shotgun) M.Sanchez pass incomplete short left to R.Cooper.
- 3-6-TEN 35 (5:14) (No Huddle, Shotgun) M.Sanchez pass short right to C.Polk to TEN 20 for 15 yards (W.Woodyard). P7
- 1-10-TEN 20 (4:42) (No Huddle, Shotgun) M.Sanchez pass incomplete short middle to B.Smith. PHI-B.Smith was injured during the play. His return is Probable.

## Play By Play

## Second Quarter

11/23/2014

Tennessee Titans continued.

2-20-PHI 40 (15:00) (Shotgun) Z.Mettenberger pass deep right to J.Hunter for 40 yards, TOUCHDOWN.  
R.Succop extra point is GOOD, Center-B.Brinkley, Holder-B.Kern.

P1

TEN 7 PHI 17, 2 plays, 30 yards, 0:39 drive, 0:09 elapsed

R.Succop kicks 64 yards from TEN 35 to PHI 1. C.Polk to PHI 20 for 19 yards (K.Wimbley).

Philadelphia Eagles at 14:51, (1st play from scrimmage 14:42)

1-10-PHI 20 (14:42) L.McCoy left end pushed ob at TEN 27 for 53 yards (J.McCourty).  
1-10-TEN 27 (14:27) (Shotgun) M.Sanchez pass short right to J.Maclin ran ob at TEN 23 for 4 yards (A.Williamson).  
2-6-TEN 23 (14:08) (No Huddle, Shotgun) D.Sproles left end to TEN 22 for 1 yard (D.Morgan; J.Casey).  
3-5-TEN 22 (13:39) (No Huddle) M.Sanchez pass short left to D.Sproles pushed ob at TEN 15 for 7 yards (M.Griffin).  
1-10-TEN 15 (13:18) (No Huddle, Shotgun) L.McCoy left end to TEN 15 for no gain (A.Williamson).  
2-10-TEN 15 (12:49) (No Huddle, Shotgun) L.McCoy left tackle to TEN 12 for 3 yards (S.Hill).  
3-7-TEN 12 (12:15) (No Huddle, Shotgun) M.Sanchez pass short right to J.Matthews to TEN 7 for 5 yards (M.Griffin).  
4-2-TEN 7 (11:33) C.Parkey 26 yard field goal is GOOD, Center-J.Dorenbos, Holder-D.Jones.

R9

TEN 7 PHI 20, 8 plays, 73 yards, 3:22 drive, 3:31 elapsed

C.Parkey kicks 72 yards from PHI 35 to TEN -7. B.Sankey to TEN 19 for 26 yards (N.Carroll).

Tennessee Titans at 11:29, (1st play from scrimmage 11:21)

1-10-TEN 19 (11:21) Z.Mettenberger pass deep left to D.Walker to PHI 13 for 68 yards (N.Allen). PHI-E.Acho was injured during the play. He is Out.  
1-10-PHI 13 (10:28) B.Sankey right end to PHI 9 for 4 yards (C.Thornton).  
2-6-PHI 9 (9:50) S.Greene right guard to PHI 8 for 1 yard (C.Thornton).  
Timeout #1 by TEN at 09:10.  
3-5-PHI 8 (9:10) (Shotgun) Z.Mettenberger sacked at PHI 20 for -12 yards (V.Curry).  
PENALTY on PHI-V.Curry, Face Mask (15 Yards), 4 yards, enforced at PHI 8 - No Play.  
1-4-PHI 4 (9:03) S.Greene left end to PHI 2 for 2 yards (C.Williams).  
2-2-PHI 2 (8:26) S.Greene up the middle for 2 yards, TOUCHDOWN.  
R.Succop extra point is GOOD, Center-B.Brinkley, Holder-B.Kern.

P2

X3

R4

TEN 14 PHI 20, 5 plays, 81 yards, 1 penalty, 3:07 drive, 6:38 elapsed

R.Succop kicks 64 yards from TEN 35 to PHI 1. C.Polk to PHI 31 for 30 yards (J.Staples).

Philadelphia Eagles at 8:22, (1st play from scrimmage 8:16)

1-10-PHI 31 (8:16) (No Huddle, Shotgun) L.McCoy right tackle to PHI 33 for 2 yards (A.Woods).  
2-8-PHI 33 (7:51) (No Huddle, Shotgun) L.McCoy left end to PHI 38 for 5 yards (W.Woodyard).  
3-3-PHI 38 (7:26) (No Huddle, Shotgun) M.Sanchez pass short left to J.Matthews pushed ob at TEN 42 for 20 yards (D.Stafford).  
1-10-TEN 42 (7:06) (No Huddle, Shotgun) D.Sproles left end to TEN 38 for 4 yards (D.Stafford).  
2-6-TEN 38 (6:31) (No Huddle, Shotgun) D.Sproles left guard to TEN 36 for 2 yards (A.Williamson).  
3-4-TEN 36 (6:02) (No Huddle, Shotgun) M.Sanchez pass short left to Z.Ertz to TEN 27 for 9 yards (M.Griffin).  
1-10-TEN 27 (5:40) (No Huddle, Shotgun) M.Sanchez pass short left to Z.Ertz to TEN 24 for 3 yards (M.Griffin). TEN-M.Griffin was injured during the play. His return is Questionable.  
2-7-TEN 24 (5:10) (Shotgun) L.McCoy left end to TEN 23 for 1 yard (A.Williamson).  
3-6-TEN 23 (4:49) (No Huddle, Shotgun) M.Sanchez pass deep left to R.Cooper ran ob at TEN 2 for 21 yards.  
1-2-TEN 2 (4:37) (No Huddle, Shotgun) L.McCoy left guard for 2 yards, TOUCHDOWN.  
C.Parkey extra point is GOOD, Center-J.Dorenbos, Holder-D.Jones.

P11

P12

P13

R14

TEN 14 PHI 27, 10 plays, 69 yards, 3:47 drive, 10:25 elapsed

C.Parkey kicks 65 yards from PHI 35 to end zone, Touchback.

Tennessee Titans at 4:35

1-10-TEN 20 (4:35) Z.Mettenberger pass short right to B.Sankey to TEN 25 for 5 yards (M.Kendricks).  
2-5-TEN 25 (4:00) B.Sankey right end to TEN 32 for 7 yards (M.Jenkins). PHI-N.Allen was injured during the play.  
1-10-TEN 32 (3:26) (Shotgun) Z.Mettenberger pass short middle to J.Hunter to TEN 38 for 6 yards (B.Graham).  
2-4-TEN 38 (2:50) S.Greene up the middle to TEN 40 for 2 yards (C.Thornton).  
3-2-TEN 40 (2:10) (Shotgun) Z.Mettenberger pass short left to D.Walker to PHI 39 for 21 yards (M.Jenkins).

R5

P6

Two-Minute Warning

1-10-PHI 39 (2:00) (Shotgun) Z.Mettenberger pass deep middle to N.Washington to PHI 18 for 21 yards (C.Matthews).

P7

Tennessee Titans vs Philadelphia Eagles at Lincoln Financial Field

<u>1-10-PHI 18</u>	(1:19) B.Sankey left end to PHI 5 for 13 yards (M.Jenkins).	R8
<u>1-5-PHI 5</u>	(1:12) B.Sankey left end to PHI 7 for -2 yards (M.Kendricks).	
	Timeout #1 by PHI at 01:03.	
2-7-PHI 7	(1:03) (Shotgun) Z.Mettenberger pass short right to N.Washington to PHI 2 for 5 yards (B.Fletcher).	
	Timeout #2 by PHI at 00:58.	
3-2-PHI 2	(:58) (Shotgun) Z.Mettenberger pass incomplete short left to J.Hunter.	
4-2-PHI 2	(:54) R.Succop 20 yard field goal is GOOD, Center-B.Brinkley, Holder-B.Kern.	

TEN 17 PHI 27, 11 plays, 78 yards, 3:44 drive, 14:09 elapsed

R.Succop kicks 65 yards from TEN 35 to end zone, Touchback.

Philadelphia Eagles at 0:51

1-10-PHI 20	(:51) (No Huddle, Shotgun) M.Sanchez pass incomplete deep left to R.Cooper.	
2-10-PHI 20	(:45) (No Huddle, Shotgun) M.Sanchez pass short right to D.Sproles to PHI 17 for -3 yards (S.Phillips).	
	Timeout #2 by TEN at 00:32.	
3-13-PHI 17	(:32) (Shotgun) M.Sanchez pass deep middle to J.Matthews to PHI 41 for 24 yards (C.Sensabaugh).	P15
	Timeout #3 by PHI at 00:25.	
<u>1-10-PHI 41</u>	(:25) (Shotgun) M.Sanchez pass short left to D.Sproles ran ob at TEN 49 for 10 yards (B.Ghee).	P16
<u>1-10-TEN 49</u>	(:16) (No Huddle, Shotgun) M.Sanchez pass incomplete short right to J.Maclin.	
2-10-TEN 49	(:11) (No Huddle, Shotgun) M.Sanchez pass deep right to J.Maclin ran ob at TEN 31 for 18 yards (J.McCourty).	P17
	The Replay Official challenged the pass completion ruling, and the play was Upheld. The ruling on the field stands.	
<u>1-10-TEN 31</u>	(:07) C.Parkey 49 yard field goal is No Good, Hit Left Upright, Center-J.Dorenbos, Holder-D.Jones.	

Tennessee Titans at 0:02

1-10-TEN 39	(:02) Z.Mettenberger kneels to TEN 38 for -1 yards.
-------------	---

END OF QUARTER

	Score	Time Poss	First Downs				Efficiencies	
			R	P	X	T	3 Down	4 Down
Tennessee Titans	17	7:02	3	4	1	8	1/2	0/0
Philadelphia Eagles	27	7:58	2	7	0	9	5/6	0/0

First Half Summary

PERIOD SCORES		TIME OF POSSESSION	
Titans	0 17 = 17	Titans	13:46
Eagles	17 10 = 27	Eagles	16:14

Scoring Plays						Visitor	Home
Team	Qtr	Time	Play Description (Extra Point) (Drive Info)				
Eagles	1	14:47	J.Huff 107 yd. kickoff return (C.Parkey kick) (0-0, 0:13)			0	7
Eagles	1	10:44	D.Sproles 4 yd. run (C.Parkey kick) (8-51, 2:53)			0	14
Eagles	1	3:25	C.Parkey 36 yd. Field Goal (9-46, 2:53)			0	17
Titans	2	14:51	J.Hunter 40 yd. pass from Z.Mettenberger (R.Succop kick) (2-30, 0:39)			7	17
Eagles	2	11:29	C.Parkey 26 yd. Field Goal (8-73, 3:22)			7	20
Titans	2	8:22	S.Greene 2 yd. run (R.Succop kick) (5-81, 3:07)			14	20
Eagles	2	4:35	L.McCoy 2 yd. run (C.Parkey kick) (10-69, 3:47)			14	27
Titans	2	0:51	R.Succop 20 yd. Field Goal (11-78, 3:44)			17	27

	Tennessee Titans	Philadelphia Eagles
TOTAL FIRST DOWNS	8	17
First Downs Rushing-Passing-by Penalty	3 - 4 - 1	5 - 11 - 1
THIRD DOWN EFFICIENCY	1-6-17%	6-9-67%
TOTAL NET YARDS	206	299
Total Offensive Plays	30	46
NET YARDS RUSHING	44	111
NET YARDS PASSING	162	188
Gross Yards Passing	170	195
Times thrown-yards lost attempting to pass	1-8	1-7
Pass Attempts-Completions-Had Intercepted	15 - 8 - 0	27 - 19 - 1
Punts-Number and Average	4 - 50.5	1 - 49
Penalties-Number and Yards	2 - 21	3 - 19
Fumbles-Number and Lost	0 - 0	0 - 0
Red Zone Efficiency	1-2-50%	2-4-50%
Average Drive Start	TEN 32	PHI 26

Tennessee Titans										Philadelphia Eagles															
RUSHING					ATT	YDS	AVG	LG	TD	RUSHING					ATT	YDS	AVG	LG	TD						
B.Sankey					7	32	4.6	13	0	L.McCoy					14	100	7.1	53	1						
S.Greene					5	11	2.2	4	1	D.Sproles					4	11	2.8	4	1						
D.McCluster					1	2	2.0	2	0																
Z.Mettenberger					1	-1	-1.0	-1	0																
Total					14	44	3.1	13	1	Total					18	111	6.2	53	2						
PASSING					ATT	CMP	YDS	SK/YD	TD	LG	IN	RT	PASSING					ATT	CMP	YDS	SK/YD	TD	LG	IN	RT
Z.Mettenberger					15	8	170	1/8	1	68	0	116.0	M.Sanchez					27	19	195	1/7	0	24	1	75.4
Total					15	8	170	1/8	1	68	0	116.0	Total					27	19	195	1/7	0	24	1	75.4
PASS RECEIVING					TAR	REC	YDS	AVG	LG	TD	PASS RECEIVING					TAR	REC	YDS	AVG	LG	TD				
D.Walker					3	2	89	44.5	68	0	J.Matthews					8	6	77	12.8	24	0				
J.Hunter					5	2	46	23.0	40	1	J.Maclin					4	3	32	10.7	18	0				
N.Washington					2	2	26	13.0	21	0	Z.Ertz					3	3	20	6.7	9	0				
B.Sankey					1	1	5	5.0	5	0	D.Sproles					4	3	14	4.7	10	0				
D.McCluster					2	1	4	4.0	4	0	R.Cooper					4	1	21	21.0	21	0				
K.Wright					2	0	0	0.0	0	0	B.Celek					1	1	15	15.0	15	0				
											C.Polk					1	1	15	15.0	15	0				
											L.McCoy					1	1	1	1.0	1	0				
Total					15	8	170	21.3	68	1	Total					26	19	195	10.3	24	0				

Tennessee Titans	Regular	Defensive Plays	Special Teams	Misc
------------------	---------	-----------------	---------------	------

11/23/2014 at Lincoln Financial Field

	TKL	AST	COMB	SK	/ YDS	TFL	Q	IN	PD	FF	FR	TKL	AST	FF	FR	BL	TKL	AST	FF	FR
M.Griffin	8	0	8	0	0	0	0	0	0	0	0	0	0	0	0	0	0	0	0	0
A.Williamson	4	0	4	0	0	0	0	0	0	0	0	1	0	0	0	0	0	0	0	0
J.McCourty	3	0	3	0	0	0	0	0	0	0	0	0	0	0	0	0	0	0	0	0
C.Sensabaugh	3	0	3	0	0	0	0	0	0	0	0	0	0	0	0	0	0	0	0	0
Total	18	0	18	0	0	0	0	0	0	0	0	1	0	0	0	0	0	0	0	0

[illegible]

## Play By Play

## Third Quarter

11/23/2014

TEN elects to Receive, and PHI elects to defend the North goal.

C.Parkey kicks 68 yards from PHI 35 to TEN -3. B.Sankey to TEN 16 for 19 yards (C.Prosinski).

Tennessee Titans at 15:00, (1st play from scrimmage 14:54)

1-10-TEN 16	(14:54) Z.Mettenberger pass short middle to B.Sankey to TEN 25 for 9 yards (M.Kendricks).	
2-1-TEN 25	(14:15) S.Greene right tackle to TEN 29 for 4 yards (M.Kendricks).	R9
<u>1-10-TEN 29</u>	(13:38) Z.Mettenberger sacked at TEN 23 for -6 yards (F.Cox).	
2-16-TEN 23	(12:52) (Shotgun) Z.Mettenberger pass incomplete deep right to K.Wright.	
3-16-TEN 23	(12:46) (Shotgun) Z.Mettenberger pass short left to B.Schwenke to TEN 29 for 6 yards (M.Kendricks). FUMBLES (M.Kendricks), RECOVERED by PHI-N.Allen at TEN 36. N.Allen to TEN 33 for 3 yards (C.Warmack). The Replay Official challenged the fumble ruling, and the play was Upheld. The ruling on the field stands.	

Philadelphia Eagles at 12:32

1-10-TEN 33	(12:32) L.McCoy left end ran ob at TEN 19 for 14 yards (M.Griffin).	R18
<u>1-10-TEN 19</u>	(12:12) L.McCoy up the middle to TEN 19 for no gain (D.Morgan). PENALTY on PHI-E.Mathis, Illegal Use of Hands, 10 yards, enforced at TEN 19 - No Play.	
1-20-TEN 29	(12:06) (Shotgun) M.Sanchez pass short left to R.Cooper to TEN 14 for 15 yards (M.Griffin).	
2-5-TEN 14	(11:31) (No Huddle, Shotgun) M.Sanchez pass short right to J.Casey for 14 yards, TOUCHDOWN. C.Parkey extra point is GOOD, Center-J.Dorenbos, Holder-D.Jones.	P19

TEN 17 PHI 34, 3 plays, 33 yards, 1:05 drive, 3:33 elapsed

C.Parkey kicks 65 yards from PHI 35 to end zone, Touchback.

Tennessee Titans at 11:27

1-10-TEN 20	(11:27) B.Sankey left end ran ob at TEN 32 for 12 yards. PENALTY on TEN-T.Lewan, Offensive Holding, 10 yards, enforced at TEN 20 - No Play.	
1-20-TEN 10	(11:05) B.Sankey right end to TEN 17 for 7 yards (M.Jenkins).	
2-13-TEN 17	(10:26) Z.Mettenberger pass short right to N.Washington to TEN 32 for 15 yards (B.Fletcher).	P10
<u>1-10-TEN 32</u>	(9:49) B.Sankey left end to TEN 36 for 4 yards (M.Kendricks).	
2-6-TEN 36	(9:09) (Shotgun) Z.Mettenberger sacked at TEN 29 for -7 yards (T.Cole). Timeout #1 by TEN at 08:20.	
3-13-TEN 29	(8:20) (Shotgun) Z.Mettenberger sacked at TEN 22 for -7 yards (V.Curry). Penalty on TEN-M.Oher, Offensive Holding, offsetting, enforced at TEN 29 - No Play. Penalty on PHI-B.Fletcher, Defensive Holding, offsetting.	
3-13-TEN 29	(7:59) (Shotgun) Z.Mettenberger sacked at TEN 19 for -10 yards (T.Cole). PENALTY on TEN-T.Lewan, Delay of Game, 5 yards, enforced at TEN 19.	
4-28-TEN 14	(7:26) B.Kern punts 52 yards to PHI 34, Center-B.Brinkley. D.Sproles to PHI 39 for 5 yards (B.Brinkley).	

Philadelphia Eagles at 7:26

1-10-PHI 39	(7:26) (Shotgun) M.Sanchez pass short right to J.Maclin to PHI 41 for 2 yards (D.Morgan; W.Woodyard).	
2-8-PHI 41	(6:56) (No Huddle) L.McCoy left end to PHI 45 for 4 yards (W.Woodyard).	
3-4-PHI 45	(6:30) (No Huddle, Shotgun) PENALTY on PHI-J.Peters, False Start, 5 yards, enforced at PHI 45 - No Play.	
3-9-PHI 40	(6:17) (Shotgun) M.Sanchez pass short left to R.Cooper pushed ob at TEN 47 for 13 yards (C.Sensabaugh).	P20
<u>1-10-TEN 47</u>	(6:03) (No Huddle, Shotgun) L.McCoy left end ran ob at TEN 43 for 4 yards.	
2-6-TEN 43	(5:44) (No Huddle, Shotgun) L.McCoy left end to TEN 43 for no gain (K.Klug; A.Woods).	
3-6-TEN 43	(5:13) (No Huddle, Shotgun) M.Sanchez pass deep middle intended for Z.Ertz INTERCEPTED by D.Stafford at TEN 26. D.Stafford to PHI 41 for 33 yards (J.Maclin).	

Tennessee Titans at 5:00

1-10-PHI 41	(5:00) B.Sankey right end to PHI 41 for no gain (B.Logan). FUMBLES (B.Logan), RECOVERED by PHI-B.Fletcher at PHI 47. B.Fletcher to PHI 47 for no gain (B.Schwenke).	
-------------	---	--

Philadelphia Eagles at 4:47

1-10-PHI 47	(4:47) (Shotgun) L.McCoy up the middle to PHI 49 for 2 yards (Q.Groves).	
2-8-PHI 49	(4:30) M.Sanchez pass short left to B.Celek to TEN 43 for 8 yards (B.Ghee).	P21
<u>1-10-TEN 43</u>	(3:57) (No Huddle, Shotgun) L.McCoy left tackle to TEN 36 for 7 yards (W.Woodyard).	
2-3-TEN 36	(3:33) (No Huddle, Shotgun) D.Sproles left end to TEN 35 for 1 yard (W.Woodyard; D.Morgan).	
3-2-TEN 35	(2:59) (No Huddle) D.Sproles right end to TEN 22 for 13 yards (D.Morgan).	R22
<u>1-10-TEN 22</u>	(2:37) (No Huddle, Shotgun) D.Sproles right tackle to TEN 22 for no gain (Q.Groves). PENALTY on TEN, Illegal Substitution, 5 yards, enforced at TEN 22 - No Play.	



Tennessee Titans vs Philadelphia Eagles at Lincoln Financial Field

1-5-TEN 17 (2:22) (Shotgun) M.Sanchez pass incomplete short left to Z.Ertz.  
 2-5-TEN 17 (2:19) (No Huddle, Shotgun) L.McCoy right end to TEN 18 for -1 yards (D.Morgan).  
 3-6-TEN 18 (1:45) (No Huddle, Shotgun) M.Sanchez pass short right to J.Maclin to TEN 6 for 12 yards (W.Woodyard).  
1-6-TEN 6 (1:22) (No Huddle, Shotgun) C.Polk right end to TEN 6 for no gain.  
 PENALTY on PHI-J.Peters, Offensive Holding, 10 yards, enforced at TEN 6 - No Play.  
 1-16-TEN 16 (:56) C.Polk right tackle to TEN 14 for 2 yards (D.Morgan).  
 PENALTY on PHI-L.Johnson, Unnecessary Roughness, 15 yards, enforced at TEN 14.  
 2-29-TEN 29 (:26) (No Huddle, Shotgun) M.Sanchez pass short right to B.Celek to TEN 23 for 6 yards (K.Klug).

P23

END OF QUARTER

	Score	Time Poss	First Downs				Efficiencies	
			R	P	X	T	3 Down	4 Down
Tennessee Titans	17	6:42	1	1	0	2	0/2	0/0
Philadelphia Eagles	34	8:18	2	4	0	6	3/4	0/0

## Play By Play

## Fourth Quarter

11/23/2014

Philadelphia Eagles continued.

3-23-TEN 23 (15:00) (Shotgun) M.Sanchez scrambles up the middle to TEN 17 for 6 yards (M.Martin).

4-17-TEN 17 (14:18) C.Parkey 35 yard field goal is GOOD, Center-J.Dorenbos, Holder-D.Jones.

TEN 17 PHI 37, 12 plays, 36 yards, 1 penalty, 5:33 drive, 0:46 elapsed

C.Parkey kicks 70 yards from PHI 35 to TEN -5. A.Andrews to TEN 22 for 27 yards (B.Smith).

Tennessee Titans at 14:14, (1st play from scrimmage 14:08)

1-10-TEN 22 (14:08) (Shotgun) Z.Mettenberger pass short left to D.McCluster to TEN 27 for 5 yards (C.Williams).

2-5-TEN 27 (13:31) (Shotgun) Z.Mettenberger pass incomplete short left to K.Wright.

3-5-TEN 27 (13:25) (Shotgun) Z.Mettenberger sacked at TEN 19 for -8 yards (C.Barwin). FUMBLES (C.Barwin), recovered by TEN-A.Levitre at TEN 12. A.Levitre to TEN 12 for no gain (V.Curry).

4-20-TEN 12 (12:35) B.Kern punts 40 yards to PHI 48, Center-B.Brinkley. D.Sproles to TEN 42 for 10 yards (D.Hagan).

Philadelphia Eagles at 12:26

1-10-TEN 42 (12:26) (Shotgun) M.Sanchez pass short middle to B.Celek to TEN 30 for 12 yards (M.Griffin). P24

1-10-TEN 30 (12:05) (No Huddle, Shotgun) M.Sanchez pass short right to J.Maclin ran ob at TEN 17 for 13 yards. P251-10-TEN 17 (11:43) (No Huddle, Shotgun) M.Sanchez pass short left to B.Celek to TEN 10 for 7 yards (A.Williamson; M.Griffin).

2-3-TEN 10 (11:08) (No Huddle, Shotgun) M.Sanchez sacked at TEN 12 for -2 yards (D.Morgan).

3-5-TEN 12 (10:28) (No Huddle, Shotgun) M.Sanchez pass incomplete short right to B.Celek.

4-5-TEN 12 (10:22) C.Parkey 30 yard field goal is GOOD, Center-J.Dorenbos, Holder-D.Jones.

TEN 17 PHI 40, 6 plays, 30 yards, 2:08 drive, 4:42 elapsed

C.Parkey kicks 64 yards from PHI 35 to TEN 1. A.Andrews to TEN 21 for 20 yards (C.Prosinski).

Tennessee Titans at 10:18, (1st play from scrimmage 10:14)

1-10-TEN 21 (10:14) (Shotgun) Z.Mettenberger pass short middle to K.Wright to TEN 49 for 28 yards (N.Allen). P11

1-10-TEN 49 (9:35) (No Huddle, Shotgun) Z.Mettenberger pass incomplete deep right to J.Hunter.

2-10-TEN 49 (9:29) (No Huddle, Shotgun) Z.Mettenberger pass short right to D.Walker to PHI 25 for 26 yards (N.Allen). P12

Penalty on PHI-C.Williams, Defensive Holding, declined.

1-10-PHI 25 (9:12) (Shotgun) Z.Mettenberger pass deep left to N.Washington for 25 yards, TOUCHDOWN NULLIFIED by Penalty. TEN-T.Lewan was injured during the play. His return is Questionable. PENALTY on TEN-N.Washington, Offensive Pass Interference, 10 yards, enforced at PHI 25 - No Play.

1-20-PHI 35 (9:06) (Shotgun) Z.Mettenberger pass incomplete short right to K.Wright.

2-20-PHI 35 (9:01) (No Huddle, Shotgun) Z.Mettenberger pass incomplete deep middle to D.Walker.

3-20-PHI 35 (8:56) (No Huddle, Shotgun) Z.Mettenberger sacked at PHI 35 for 0 yards (T.Cole).

PENALTY on PHI-T.Cole, Defensive Offside, 5 yards, enforced at PHI 35 - No Play.

3-15-PHI 30 (8:33) (Shotgun) Z.Mettenberger pass short left to D.Walker to PHI 14 for 16 yards (M.Kendricks).

Philadelphia challenged the runner was in bounds ruling, and the play was REVERSED.

(Shotgun) Z.Mettenberger pass short left to D.Walker pushed ob at PHI 17 for 13 yards (M.Kendricks).

4-2-PHI 17 (8:27) (Shotgun) Z.Mettenberger pass incomplete short right to D.Walker.

Philadelphia Eagles at 8:11

1-10-PHI 17 (8:11) M.Sanchez pass incomplete short left to J.Maclin (J.McCourtly).

2-10-PHI 17 (8:06) C.Polk up the middle to PHI 15 for -2 yards (D.Jones).

3-12-PHI 15 (7:35) (No Huddle, Shotgun) M.Sanchez pass incomplete short right to B.Celek.

4-12-PHI 15 (7:30) D.Jones punts 44 yards to TEN 41, Center-J.Dorenbos. D.McCluster ran ob at TEN 49 for 8 yards (T.Burton).

Tennessee Titans at 7:20

1-10-TEN 49 (7:20) (Shotgun) Z.Mettenberger pass short right to J.Hunter pushed ob at PHI 37 for 14 yards (B.Boykin). P13

1-10-PHI 37 (7:03) (No Huddle, Shotgun) Z.Mettenberger pass incomplete short right (C.Barwin).

2-10-PHI 37 (6:58) (No Huddle, Shotgun) Z.Mettenberger pass short left to D.Walker ran ob at PHI 10 for 27 yards. P14

1-10-PHI 10 (6:36) (No Huddle, Shotgun) Z.Mettenberger pass short left to J.Hunter to PHI 6 for 4 yards (N.Carroll).

2-6-PHI 6 (5:59) (Shotgun) Z.Mettenberger pass incomplete short right to N.Washington (B.Fletcher).

3-6-PHI 6 (5:51) (Shotgun) Z.Mettenberger pass incomplete short right to D.Walker.

4-6-PHI 6 (5:48) (Shotgun) Z.Mettenberger pass short right to D.McCluster for 6 yards, TOUCHDOWN. P15

R.Succop extra point is GOOD, Center-B.Brinkley, Holder-B.Kern.

TEN 24 PHI 40, 7 plays, 51 yards, 1:37 drive, 9:17 elapsed

(Onside Kick formation) R.Succop kicks onside 12 yards from TEN 35 to TEN 47. Z.Ertz (didn't try to advance) to TEN 47 for no gain (B.Brackett).

Philadelphia Eagles at 5:43, (1st play from scrimmage 5:42)

Tennessee Titans vs Philadelphia Eagles at Lincoln Financial Field

1-10-TEN 47 (5:42) C.Polk up the middle to TEN 46 for 1 yard (G.Wilson).  
 2-9-TEN 46 (4:57) C.Polk left end to TEN 45 for 1 yard (D.Morgan).  
 3-8-TEN 45 (4:13) (Shotgun) M.Sanchez pass short left to Z.Ertz to TEN 35 for 10 yards (C.Sensabaugh).  
1-10-TEN 35 (3:28) C.Polk right guard to TEN 31 for 4 yards (J.McCourty).  
 2-6-TEN 31 (2:44) C.Polk right end to TEN 30 for 1 yard (J.Casey).  
 Timeout #2 by TEN at 02:34.  
 3-5-TEN 30 (2:34) C.Polk left end to TEN 32 for -2 yards (D.Morgan).  
 Timeout #3 by TEN at 02:31.  
 4-7-TEN 32 (2:31) C.Parkey 50 yard field goal is GOOD, Center-J.Dorenbos, Holder-D.Jones.

P26

TEN 24 PHI 43, 7 plays, 15 yards, 3:17 drive, 12:34 elapsed

C.Parkey kicks 65 yards from PHI 35 to end zone, Touchback.

Tennessee Titans at 2:26

1-10-TEN 20 (2:26) (Shotgun) Z.Mettenberger pass incomplete deep right to J.Hunter (B.Fletcher).  
 2-10-TEN 20 (2:19) (Shotgun) Z.Mettenberger pass incomplete short left to N.Washington. TEN-B.Schwenke was injured during the play.  
 3-10-TEN 20 (2:16) (Shotgun) PENALTY on TEN-B.Stingily, False Start, 5 yards, enforced at TEN 20 - No Play.  
 3-15-TEN 15 (2:16) (Shotgun) Z.Mettenberger pass short right to N.Washington ran ob at TEN 37 for 22 yards.  
1-10-TEN 37 (2:09) (No Huddle, Shotgun) Z.Mettenberger pass short left intended for J.Hunter INTERCEPTED by B.Boykin at TEN 41. B.Boykin to TEN 41 for no gain (J.Hunter).

P16

Philadelphia Eagles at 2:04

1-10-TEN 41 (2:04) M.Sanchez kneels to TEN 42 for -1 yards.

Two-Minute Warning

2-11-TEN 42 (2:00) M.Sanchez kneels to TEN 43 for -1 yards.  
 3-12-TEN 43 (1:18) M.Sanchez kneels to TEN 43 for no gain.  
 4-12-TEN 43 (:35) (Run formation) PENALTY on PHI-M.Sanchez, Delay of Game, 5 yards, enforced at TEN 43 - No Play.  
 4-17-TEN 48 (:35) D.Jones punts 42 yards to TEN 6, Center-J.Dorenbos. M.Griffin to TEN 11 for 5 yards (N.Carroll).

Tennessee Titans at 0:26

1-10-TEN 11 (:26) Z.Mettenberger kneels to TEN 10 for -1 yards.

END OF QUARTER

	Score	Time Poss	First Downs				Efficiencies	
			R	P	X	T	3 Down	4 Down
Tennessee Titans	24	6:20	0	6	0	6	1/4	1/2
Philadelphia Eagles	43	8:40	0	3	0	3	1/6	0/0

## Final Defensive Statistics

Philadelphia Eagles	Regular Defensive Plays												Special Teams					Misc			
	TKL	AST	COMB	SK	/ YDS	TFL	QH	IN	PD	FF	FR		TKL	AST	FF	FR	BL	TKL	AST	FF	FR
M.Kendricks	7	0	7	0	0	1	0	0	0	1	0		0	0	0	0	0	0	0	0	0
M.Jenkins	5	0	5	0	0	0	0	0	2	0	0		0	0	0	0	0	0	0	0	0
T.Cole	4	0	4	2	17	3	2	0	0	0	0		0	0	0	0	0	0	0	0	0
N.Allen	4	0	4	0	0	0	0	0	0	0	1		0	0	0	0	0	0	0	0	0
C.Thornton	4	0	4	0	0	0	0	0	0	0	0		0	0	0	0	0	0	0	0	0
C.Barwin	2	0	2	2	23	1	1	0	1	1	0		0	0	0	0	0	0	0	0	0
B.Fletcher	2	0	2	0	0	0	0	0	2	0	1		0	0	0	0	0	0	0	0	0
B.Boykin	2	0	2	0	0	0	0	1	2	0	0		0	0	0	0	0	0	0	0	0
C.Williams	2	0	2	0	0	0	0	0	0	0	0		0	0	0	0	0	0	0	0	0
F.Cox	1	0	1	1	6	1	1	0	0	0	0		0	0	0	0	0	0	0	0	0
B.Logan	1	0	1	0	0	0	0	0	1	1	0		0	0	0	0	0	0	0	0	0
N.Carroll	1	0	1	0	0	0	0	0	0	0	0		3	0	0	0	0	0	0	0	0
B.Graham	1	0	1	0	0	0	0	0	0	0	0		1	0	0	0	0	0	0	0	0
C.Matthews	1	0	1	0	0	0	0	0	0	0	0		0	0	0	0	0	0	0	0	0
V.Curry	1	0	1	0	0	1	0	0	0	0	0		0	0	0	0	0	0	0	0	0
C.Prosinski	0	0	0	0	0	0	0	0	0	0	0		2	1	0	0	0	0	0	0	0
C.Maragos	0	0	0	0	0	0	0	0	0	0	0		1	0	0	0	0	0	0	0	0
B.Smith	0	0	0	0	0	0	0	0	0	0	0		1	0	0	0	0	0	0	0	0
T.Burton	0	0	0	0	0	0	0	0	0	0	0		1	0	0	0	0	0	0	0	0
J.Casey	0	0	0	0	0	0	0	0	0	0	0		0	1	0	0	0	0	0	0	0
R.Cooper	0	0	0	0	0	0	0	0	0	0	0		0	0	0	0	0	1	0	0	0
J.Maclin	0	0	0	0	0	0	0	0	0	0	0		0	0	0	0	0	1	0	0	0
Total	38	0	38	5	46	7	4	1	8	3	2		9	2	0	0	0	2	0	0	0

## Ball Possession And Drive Chart

### Tennessee Titans

#	Time Recd	Time Lost	Time Poss	How Ball Obtained	Drive Began	# Play	Yds Gain	Yds Pen	Net Yds	1st Down	Last Scrm	How Given Up
1	14:47	13:37	1:10	Kickoff	TEN 17	3	-8	0	-8	0	TEN 9	Punt
2	10:44	9:06	1:38	Kickoff	TEN 42	3	7	0	7	0	TEN 49	Punt
3	7:20	6:18	1:02	Punt	TEN 24	3	4	0	4	0	TEN 28	Punt
4	3:25	1:01	2:24	Kickoff	TEN 25	3	9	0	9	0	TEN 34	Punt
5	0:30	14:51	0:39	Interception	PHI 30	2	40	-10	30	1	PHI 40	Touchdown
6	11:29	8:22	3:07	Kickoff	TEN 19	5	77	4	81	3	* PHI 2	Touchdown
7	4:35	0:51	3:44	Kickoff	TEN 20	11	78	0	78	4	* PHI 2	Field Goal
8	0:02	0:00	0:02	Missed FG	TEN 39	1	-1	0	-1	0	TEN 39	End of Half
9	15:00	12:32	2:28	Kickoff	TEN 16	5	13	0	13	1	TEN 23	Fumble
10	11:27	7:26	4:01	Kickoff	TEN 20	5	9	-15	-6	1	TEN 14	Punt
11	5:00	4:47	0:13	Interception	PHI 41	1	-6	0	-6	0	PHI 41	Fumble
12	14:14	12:26	1:48	Kickoff	TEN 22	3	-10	0	-10	0	TEN 12	Punt
13	10:18	8:11	2:07	Kickoff	TEN 21	7	67	-5	62	2	* PHI 17	Downs
14	7:20	5:43	1:37	Punt	TEN 49	7	51	0	51	3	* PHI 6	Touchdown
15	2:26	2:04	0:22	Kickoff	TEN 20	4	22	-5	17	1	TEN 37	Interception
16	0:26	0:00	0:26	Punt	TEN 11	1	-1	0	-1	0	TEN 11	End of Game

(474) Average TEN 30

### Philadelphia Eagles

#	Time Recd	Time Lost	Time Poss	How Ball Obtained	Drive Began	# Play	Yds Gain	Yds Pen	Net Yds	1st Down	Last Scrm	How Given Up
1	15:00	14:47	0:13	Kickoff		0	0	0	0	0		Touchdown
2	13:37	10:44	2:53	Punt	PHI 49	8	51	0	51	4	* TEN 4	Touchdown
3	9:06	7:20	1:46	Punt	PHI 17	5	20	-10	10	1	PHI 27	Punt
4	6:18	3:25	2:53	Punt	PHI 36	9	35	11	46	3	* TEN 18	Field Goal
5	1:01	0:30	0:31	Punt	PHI 6	2	2	0	2	0	PHI 8	Interception
6	14:51	11:29	3:22	Kickoff	PHI 20	8	73	0	73	2	* TEN 7	Field Goal
7	8:22	4:35	3:47	Kickoff	PHI 31	10	69	0	69	4	* TEN 2	Touchdown
8	0:51	0:02	0:49	Kickoff	PHI 20	7	49	0	49	3	TEN 31	Missed FG
9	12:32	11:27	1:05	Fumble	TEN 33	3	43	-10	33	2	* TEN 14	Touchdown
10	7:26	5:00	2:26	Punt	PHI 39	6	23	-5	18	1	TEN 43	Interception
11	4:47	14:14	5:33	Fumble	PHI 47	12	56	-20	36	3	* TEN 17	Field Goal
12	12:26	10:18	2:08	Punt	TEN 42	6	30	0	30	2	* TEN 12	Field Goal
13	8:11	7:20	0:51	Downs	PHI 17	3	-2	0	-2	0	PHI 15	Punt
14	5:43	2:26	3:17	Kickoff	TEN 47	7	15	0	15	1	TEN 32	Field Goal
15	2:04	0:26	1:38	Interception	TEN 41	3	-2	-5	-7	0	TEN 48	Punt

(519) Average PHI 37

\* inside opponent's 20

Time of Possession by Quarter		1st	2nd	3rd	4th	OT	Total
Visitor	Tennessee Titans	6:44	7:02	6:42	6:20		26:48
Home	Philadelphia Eagles	8:16	7:58	8:18	8:40		33:12

Kickoff Drive No.-Start Average

Titans: 10 - TEN 22

Eagles: 3 - PHI 24

## Final Defensive Statistics

Tennessee Titans	Regular Defensive Plays												Special Teams					Misc			
	TKL	AST	COMB	SK	/ YDS	TFL	Q	IN	PD	FF	FR		TKL	AST	FF	FR	BL	TKL	AST	FF	FR
M.Griffin	11	1	12	0	0	0	0	0	0	0	0		0	0	0	0	0	0	0	0	0
D.Morgan	6	4	10	1	2	3	1	0	0	0	0		0	0	0	0	0	0	0	0	0
W.Woodyard	5	3	8	0	0	0	0	0	0	0	0		0	0	0	0	0	0	0	0	0
C.Sensabaugh	5	0	5	0	0	0	0	0	0	0	0		0	0	0	0	0	0	0	0	0
A.Williamson	4	1	5	0	0	0	0	0	0	0	0		1	0	0	0	0	0	0	0	0
J.McCourty	4	0	4	0	0	0	0	0	1	0	0		0	0	0	0	0	0	0	0	0
J.Casey	3	1	4	1	7	2	1	0	0	0	0		0	0	0	0	0	0	0	0	0
G.Wilson	3	0	3	0	0	0	0	0	0	0	0		0	0	0	0	0	0	0	0	0
A.Woods	2	1	3	0	0	0	0	0	0	0	0		0	0	0	0	0	0	0	0	0
D.Stafford	2	0	2	0	0	0	0	1	2	0	0		0	0	0	0	0	0	0	0	0
B.Ghee	2	0	2	0	0	0	0	1	1	0	0		0	0	0	0	0	0	0	0	0
S.Hill	2	0	2	0	0	0	0	0	0	0	0		0	0	0	0	0	0	0	0	0
K.Klug	1	1	2	0	0	0	0	0	0	0	0		0	0	0	0	0	0	0	0	0
Q.Groves	1	0	1	0	0	0	0	0	0	0	0		0	1	0	0	0	0	0	0	0
Z.Gooden	1	0	1	0	0	0	0	0	0	0	0		0	0	0	0	0	0	0	0	0
S.Phillips	1	0	1	0	0	1	0	0	0	0	0		0	0	0	0	0	0	0	0	0
M.Martin	1	0	1	0	0	0	0	0	0	0	0		0	0	0	0	0	0	0	0	0
D.Jones	1	0	1	0	0	1	0	0	0	0	0		0	0	0	0	0	0	0	0	0
D.Hagan	0	0	0	0	0	0	0	0	0	0	0		2	0	0	0	0	0	0	0	0
B.Brinkley	0	0	0	0	0	0	0	0	0	0	0		1	1	0	0	0	0	0	0	0
J.Battle	0	0	0	0	0	0	0	0	0	0	0		1	0	0	0	0	0	0	0	0
K.Wimbley	0	0	0	0	0	0	0	0	0	0	0		1	0	0	0	0	0	0	0	0
J.Staples	0	0	0	0	0	0	0	0	0	0	0		1	0	0	0	0	0	0	0	0
B.Brackett	0	0	0	0	0	0	0	0	0	0	0		1	0	0	0	0	0	0	0	0
C.Warmack	0	0	0	0	0	0	0	0	0	0	0		0	0	0	0	0	1	0	0	0
B.Schwenke	0	0	0	0	0	0	0	0	0	0	0		0	0	0	0	0	1	0	0	0
J.Hunter	0	0	0	0	0	0	0	0	0	0	0		0	0	0	0	0	1	0	0	0
A.Levitre	0	0	0	0	0	0	0	0	0	0	0		0	0	0	0	0	0	0	0	1
Total	55	12	67	2	9	7	2	2	4	0	0		8	2	0	0	0	3	0	0	1

TKL = Tackle AST = Assist COMB = Combined QH=QB Hit IN = Interception PD = Pass Defense FF = Forced Fumble FR = Fumble Recovery



# Miscellaneous Statistics Report

Tennessee Titans vs Philadelphia Eagles  
11/23/2014 at Lincoln Financial Field

## Ten Longest Plays for Tennessee Titans

Yards	Qtr	Play Start	Play Description
68	2	1-10-TEN 19	(11:21) Z.Mettenberger pass deep left to D.Walker to PHI 13 for 68 yards (N.Allen). PHI-E.Acho was injured during the play. He is Out.
40	2	2-20-PHI 40	(15:00) (Shotgun) Z.Mettenberger pass deep right to J.Hunter for 40 yards, TOUCHDOWN.
28	4	1-10-TEN 21	(10:14) (Shotgun) Z.Mettenberger pass short middle to K.Wright to TEN 49 for 28 yards (N.Allen).
27	4	2-10-PHI 37	(6:58) (No Huddle, Shotgun) Z.Mettenberger pass short left to D.Walker ran ob at PHI 10 for 27 yards.
26	4	2-10-TEN 49	(9:29) (No Huddle, Shotgun) Z.Mettenberger pass short right to D.Walker to PHI 25 for 26 yards (N.Allen). Penalty on PHI-C.Williams, Defensive Holding, declined.
22	4	3-15-TEN 15	(2:16) (Shotgun) Z.Mettenberger pass short right to N.Washington ran ob at TEN 37 for 22 yards.
21	2	3-2-TEN 40	(2:10) (Shotgun) Z.Mettenberger pass short left to D.Walker to PHI 39 for 21 yards (M.Jenkins).
21	2	1-10-PHI 39	(2:00) (Shotgun) Z.Mettenberger pass deep middle to N.Washington to PHI 18 for 21 yards (C.Matthews).
15	3	2-13-TEN 17	(10:26) Z.Mettenberger pass short right to N.Washington to TEN 32 for 15 yards (B.Fletcher).
14	4	1-10-TEN 49	(7:20) (Shotgun) Z.Mettenberger pass short right to J.Hunter pushed ob at PHI 37 for 14 yards (B.Boykin).

## Ten Longest Plays for Philadelphia Eagles

Yards	Qtr	Play Start	Play Description
53	2	1-10-PHI 20	(14:42) L.McCoy left end pushed ob at TEN 27 for 53 yards (J.McCourty).
24	2	3-13-PHI 17	(:32) (Shotgun) M.Sanchez pass deep middle to J.Matthews to PHI 41 for 24 yards (C.Sensabaugh).
21	2	3-6-TEN 23	(4:49) (No Huddle, Shotgun) M.Sanchez pass deep left to R.Cooper ran ob at TEN 2 for 21 yards.
20	2	3-3-PHI 38	(7:26) (No Huddle, Shotgun) M.Sanchez pass short left to J.Matthews pushed ob at TEN 42 for 20 yards (D.Stafford).
18	2	2-10-TEN 49	(:11) (No Huddle, Shotgun) M.Sanchez pass deep right to J.Maclin ran ob at TEN 31 for 18 yards (J.McCourty).
17	1	2-2-PHI 44	(6:01) (No Huddle, Shotgun) M.Sanchez pass short left to J.Matthews to TEN 39 for 17 yards (Z.Gooden).
15	1	2-9-50	(13:25) (No Huddle, Shotgun) L.McCoy right end to TEN 35 for 15 yards (C.Sensabaugh).
15	1	2-9-TEN 34	(12:30) (No Huddle, Shotgun) M.Sanchez pass short left to B.Celek to TEN 19 for 15 yards (M.Griffin).
15	1	3-6-TEN 35	(5:14) (No Huddle, Shotgun) M.Sanchez pass short right to C.Polk to TEN 20 for 15 yards (W.Woodyard).
15	3	1-20-TEN 29	(12:06) (Shotgun) M.Sanchez pass short left to R.Cooper to TEN 14 for 15 yards (M.Griffin).

## Touchdown Scoring Information

		Offense	Defense	Special Teams
VISITOR	Tennessee Titans	3	0	0
HOME	Philadelphia Eagles	3	0	1

## Player Scoring Information

Club	Player	TD	Rush TD	Rec TD	KO TD	Punt TD	Int TD	Fum TD	Misc TD	FG	XP	2Pt Rush	2Pt Rec	Sfty	Points
TEN	S.Greene	0	1	0	0	0	0	0	0	0	0	0	0	0	6
TEN	D.McCluster	0	0	1	0	0	0	0	0	0	0	0	0	0	6
TEN	J.Hunter	0	0	1	0	0	0	0	0	0	0	0	0	0	6
TEN	R.Succop	0	0	0	0	0	0	0	0	1	3	0	0	0	6
PHI	C.Parkey	0	0	0	0	0	0	0	0	5	4	0	0	0	19
PHI	D.Sproles	0	1	0	0	0	0	0	0	0	0	0	0	0	6
PHI	L.McCoy	0	1	0	0	0	0	0	0	0	0	0	0	0	6
PHI	J.Casey	0	0	1	0	0	0	0	0	0	0	0	0	0	6
PHI	J.Huff	0	0	0	1	0	0	0	0	0	0	0	0	0	6

## Possession Detail

	First Half		Second Half		Game	
	Visitor	Home	Visitor	Home	Visitor	Home
Largest Lead	0	17	0	23	0	23
Drives Leading	0	8	0	7	0	15
Time of Possession Leading	0:00	16:14	0:00	16:58	0:00	33:12
Largest Deficit	-17	0	-23	0	-23	0
Drives Trailing	8	0	8	0	16	0
Time of Possession Trailing	13:46	0:00	13:02	0:00	26:48	0:00
Times Score Tied Up		0		0		0
Lead Changes		1		0		1

# Playtime Percentage

*Percent of playtime per player on offense, defense and special teams*

Tennessee Titans						Philadelphia Eagles					
		Offense	Defense	Special Teams				Offense	Defense	Special Teams	
C Warmack	G	69 100%		4	11%	A Gardner	T	88 100%		10	26%
M Oher	T	69 100%				L Johnson	T	88 100%		10	26%
A Levitre	G	69 100%				J Kelce	C	88 100%			
Z Mettenberger	QB	69 100%				M Sanchez	QB	88 100%			
B Schwenke	C	66 96%		4	11%	E Mathis	G	88 100%			
J Hunter	WR	64 93%				J Peters	T	85 97%			
T Lewan	T	52 75%		3	8%	J Maclin	WR	78 89%			
D Walker	TE	51 74%				B Celek	TE	68 77%		6	16%
K Wright	WR	49 71%				J Matthews	WR	61 69%		1	3%
N Washington	WR	40 58%				R Cooper	WR	59 67%			
B Stingily	T	28 41%		4	11%	L McCoy	RB	47 53%			
B Brackett	TE	26 38%		16	42%	J Huff	WR	29 33%		14	37%
D McCluster	RB	26 38%		2	5%	Z Ertz	TE	26 30%		14	37%
B Sankey	RB	22 32%		4	11%	D Sproles	RB	24 27%		7	18%
C Coffman	TE	16 23%		14	37%	C Polk	RB	21 24%		13	34%
L Washington	RB	9 13%		3	8%	J Casey	TE	20 23%		34	89%
S Greene	RB	9 13%				B Smith	WR	7 8%		20	53%
J Battle	TE	8 12%		23	61%	M Tobin	T	3 3%		10	26%
D Hagan	WR	7 10%		23	61%	B Fletcher	CB		69 100%	14	37%
A Andrews	RB	5 7%		3	8%	M Jenkins	FS		64 93%	6	16%
C Spencer	G	3 4%		4	11%	C Williams	CB		61 88%		
K Klug	DT	2 3%	31 35%	16	42%	C Barwin	LB		60 87%	1	3%
C Sensabaugh	CB		88 100%	16	42%	N Allen	SS		56 81%	4	11%
J McCourty	CB		88 100%	11	29%	M Kendricks	LB		55 80%		
M Griffin	FS		79 90%	8	21%	T Cole	LB		45 65%	4	11%
D Morgan	LB		75 85%	10	26%	F Cox	DE		43 62%		
W Woodyard	LB		72 82%	13	34%	C Matthews	LB		42 61%	10	26%
B Ghee	CB		71 81%	12	32%	B Boykin	CB		40 58%	6	16%
J Casey	DT		70 80%	10	26%	B Logan	NT		35 51%	14	37%
A Williamson	LB		67 76%	19	50%	B Graham	LB		28 41%	19	50%
G Wilson	FS		55 62%	17	45%	C Thornton	DE		28 41%	4	11%
S Hill	NT		52 59%	9	24%	N Carroll	CB		26 38%	21	55%
S Phillips	LB		50 57%	6	16%	V Curry	DE		24 35%		
M Martin	DT		43 49%	19	50%	B Allen	NT		20 29%	10	26%
Q Groves	LB		30 34%	16	42%	B Bair	DE		17 25%	14	37%
D Stafford	SS		25 28%	28	74%	M Smith	LB		14 20%		
K Wimbley	LB		21 24%	10	26%	C Prosinski	FS		12 17%	24	63%
A Woods	NT		17 19%	3	8%	E Acho	LB		9 13%	3	8%
D Jones	DE		15 17%	1	3%	C Maragos	FS		6 9%	28	74%
Z Gooden	LB		12 14%	23	61%	B Braman	LB		5 7%	28	74%
B Harris	CB		8 9%	18	47%	T Burton	TE			23	61%
J Staples	LB			17	45%	C Parkey	K			20	53%
B Brinkley	LS			10	26%	D Jones	P			13	34%
B Kern	P			10	26%	J Dorenbos	LS			13	34%
R Succop	K			9	24%						

# 2014 TENNESSEE TITANS SEASON STATISTICS

## Won 2, Lost 9

Date	W-L	Score	OT	Opponent	Attendance
09/07	W	26-10		Kansas City	73,569*
09/14	L	10-26		Dallas	69,143*
09/21	L	7-33		at Cincinnati	56,743*
09/28	L	17-41		at Indianapolis	64,757*
10/05	L	28-29		Cleveland	69,143*
10/12	W	16-14		Jacksonville	69,143*
10/19	L	17-19		at Washington	75,227*
10/26	L	16-30		Houston	69,143*
11/09	L	7-21		at Baltimore	70,914*
11/17	L	24-27		Pittsburgh	69,143*
11/23	L	24-43		at Philadelphia	69,596*
11/30				at Houston	
12/07				New York Giants	
12/14				New York Jets	
12/18				at Jacksonville	
12/28				Indianapolis	

\* Sellout

Statistic	Tenn.	Opp.
<b>Total First Downs</b>	<b>182</b>	<b>264</b>
Rushing	51	94
Passing	113	150
Penalty	18	20
3rd Down: Made/Att	37/127	63/150
3rd Down Pct.	29.1	42.0
4th Down: Made/Att	4/9	2/6
4th Down Pct.	44.4	33.3
<b>Possession Avg.</b>	<b>26:59</b>	<b>33:01</b>
<b>Total Net Yards</b>	<b>3441</b>	<b>4166</b>
Avg. Per Game	312.8	378.7
Total Plays	616	775
Avg. Per Play	5.6	5.4
<b>Net Yards Rushing</b>	<b>977</b>	<b>1599</b>
Avg. Per Game	88.8	145.4
Total Rushes	240	365
<b>Net Yards Passing</b>	<b>2464</b>	<b>2567</b>
Avg. Per Game	224.0	233.4
Sacked/Yards Lost	30/167	31/192
Gross Yards	2631	2759
Att./Completions	346/204	379/244
Completion Pct.	59.0	64.4
Had Intercepted	11	11
<b>Punts/Average</b>	<b>60/45.5</b>	<b>47/45.9</b>
<b>Net Punting Avg.</b>	<b>60/40.3</b>	<b>47/42.1</b>
<b>Penalties/Yards</b>	<b>80/713</b>	<b>67/530</b>
<b>Fumbles/Ball Lost</b>	<b>14/6</b>	<b>4/3</b>
<b>Touchdowns</b>	<b>22</b>	<b>31</b>
Rushing	6	13
Passing	16	16
Returns	0	2

Score By Periods	Q1	Q2	Q3	Q4	OT	PTS
<b>Team</b>	<b>30</b>	<b>82</b>	<b>43</b>	<b>37</b>	<b>0</b>	<b>192</b>
<b>Opponents</b>	<b>67</b>	<b>74</b>	<b>66</b>	<b>86</b>	<b>0</b>	<b>293</b>

Scoring	TD	Rush	Rec	Ret	K-PAT	FG	S	PTS
Succop	0	0	0	0	21/21	13/15	0	60
Walker	4	0	4	0			0	24
Wright	4	0	4	0			0	24
Hunter	3	0	3	0			0	18
Greene	2	2	0	0			0	12
Sankey	2	2	0	0			0	12
Battle	1	1	0	0			0	6
Coffman	1	0	1	0			0	6
Hagan	1	0	1	0			0	6
Locker	1	1	0	0			0	6
McCluster	1	0	1	0			0	6
L. Washington	1	0	1	0			0	6
N. Washington	1	0	1	0			0	6
<b>Team</b>	<b>22</b>	<b>6</b>	<b>16</b>	<b>0</b>	<b>21/21</b>	<b>13/15</b>	<b>0</b>	<b>192</b>
<b>Opponents</b>	<b>31</b>	<b>13</b>	<b>16</b>	<b>2</b>	<b>31/31</b>	<b>24/27</b>	<b>2</b>	<b>293</b>

2-Pt Conv: TM 0-1, OPP 0-0

Rushing	No.	Yds	Avg	Long	TD
Sankey	112	432	3.9	22	2
Greene	58	220	3.8	20	2
Locker	18	107	5.9	29	1
McCluster	26	83	3.2	16	0
Whitehurst	11	50	4.5	23	0
Wright	3	44	14.7	38	0
L. Washington	5	35	7.0	16	0
Battle	4	9	2.3	5	1
Mettenberger	3	-3	-1.0	-1	0
<b>Team</b>	<b>240</b>	<b>977</b>	<b>4.1</b>	<b>38</b>	<b>6</b>
<b>Opponents</b>	<b>365</b>	<b>1599</b>	<b>4.4</b>	<b>53</b>	<b>13</b>

Receiving	No.	Yds	Avg	Long	TD
Wright	44	501	11.4	48	4
Walker	43	667	15.5	68	4
Hunter	27	480	17.8	75t	3
N. Washington	24	410	17.1	80t	1
McCluster	20	168	8.4	25	1
Sankey	14	104	7.4	13	0
L. Washington	11	77	7.0	19	1
Hagan	6	90	15.0	38t	1
Coffman	5	50	10.0	18	1
Battle	5	28	5.6	12	0
Stevens	2	26	13.0	20	0
Thompson	2	24	12.0	13	0
Schwenke	1	6	6.0	6	0
<b>Team</b>	<b>204</b>	<b>2631</b>	<b>12.9</b>	<b>80t</b>	<b>16</b>
<b>Opponents</b>	<b>244</b>	<b>2759</b>	<b>11.3</b>	<b>70t</b>	<b>16</b>

Interceptions	No.	Yds	Avg	Long	TD
McCourty	3	0	0.0	0	0
Woodyard	2	20	10.0	13	0
Griffin	2	12	6.0	12	0
Wreh-Wilson	1	34	34.0	34	0
Stafford	1	33	33.0	33	0
Ghee	1	0	0.0	0	0
Wilson	1	0	0.0	0	0
<b>Team</b>	<b>11</b>	<b>99</b>	<b>9.0</b>	<b>34</b>	<b>0</b>
<b>Opponents</b>	<b>11</b>	<b>88</b>	<b>8.0</b>	<b>28t</b>	<b>1</b>

Punting	No.	Yds	Avg	Net	TB	In	Lg	B
Kern	59	2727	46.2	40.3	5	18	69	1
<b>Team</b>	<b>60</b>	<b>2727</b>	<b>45.5</b>	<b>40.3</b>	<b>5</b>	<b>18</b>	<b>69</b>	<b>1</b>
<b>Opponents</b>	<b>47</b>	<b>2157</b>	<b>45.9</b>	<b>42.1</b>	<b>3</b>	<b>20</b>	<b>69</b>	<b>0</b>

Punt Returns	Ret	FC	Yds	Avg	Long	TD
McCluster	15	10	104	6.9	48	0
L. Washington	2	1	10	5.0	9	0
Greene	1	0	0	0.0	0	0
Griffin	1	0	5	5.0	5	0
<b>Team</b>	<b>19</b>	<b>11</b>	<b>119</b>	<b>6.3</b>	<b>48</b>	<b>0</b>
<b>Opponents</b>	<b>29</b>	<b>15</b>	<b>207</b>	<b>7.1</b>	<b>30</b>	<b>0</b>

Kickoff Returns	No.	Yds	Avg	Long	TD
L. Washington	20	470	23.5	50	0
Sankey	5	127	25.4	31	0
Andrews	2	47	23.5	27	0
Battle	2	43	21.5	22	0
Klug	2	32	16.0	20	0
<b>Team</b>	<b>31</b>	<b>719</b>	<b>23.2</b>	<b>50</b>	<b>0</b>
<b>Opponents</b>	<b>22</b>	<b>592</b>	<b>26.9</b>	<b>107t</b>	<b>1</b>

Field Goals	1-19	20-29	30-39	40-49	50+
Succop	0/0	4/4	5/5	4/6	0/0
<b>Team</b>	<b>0/0</b>	<b>4/4</b>	<b>5/5</b>	<b>4/6</b>	<b>0/0</b>
<b>Opponents</b>	<b>0/0</b>	<b>6/6</b>	<b>10/10</b>	<b>6/8</b>	<b>2/3</b>

Succop: (36G,31G,46G,47G)(47G) (40N,44N) (36G) () (25G,21G,42G) (36G) (35G) () (20G) (20G)  
 OPP: (35G,48N) (48G,44G,51G,48G) (29G) (31G,30G) (38G,42G) (55B) (31G,31G,27G,22G) (30G,29G,49G) () (49G,23G) (36G,26G,49N,35G,30G,50G)

**Sacks:** Casey 5, Morgan 3.5, Griffin 3, Williamson 3, Hill 2, Klug 2, Phillips 2, Pitoitua 2, Wimbley 2, Woodyard 1.5, Groves 1, Huff 1, Pollard 1, Sensabaugh 1, Stafford 1, **TM 31, OPP 30**

**FUM/Lost:** Locker 2/0, Mettenberger 2/1, L. Washington 2/0, Whitehurst 2/0, Greene 1/1, McCluster 1/1, Sankey 1/1, Schwenke 1/1, Walker 1/0, Wright 1/1

Passing	Att	Cmp	Yds	Cmp%	Yds/Att	TD	TD%	Int	Int%	Long	Sack/Lost	Rating
Mettenberger	136	80	1103	58.8	8.11	7	5.1	5	3.7	80t	12/91	86.7
Locker	112	65	764	58.0	6.82	4	3.6	4	3.6	61t	9/34	75.9
Whitehurst	98	59	764	60.2	7.80	5	5.1	2	2.0	75t	9/42	93.2
<b>Team</b>	<b>346</b>	<b>204</b>	<b>2631</b>	<b>59.0</b>	<b>7.60</b>	<b>16</b>	<b>4.6</b>	<b>11</b>	<b>3.2</b>	<b>80t</b>	<b>30/167</b>	<b>85.1</b>
<b>Opponents</b>	<b>379</b>	<b>244</b>	<b>2759</b>	<b>64.4</b>	<b>7.28</b>	<b>16</b>	<b>4.2</b>	<b>11</b>	<b>2.9</b>	<b>70t</b>	<b>31/192</b>	<b>88.0</b>

## **TITANS LOSE, ZACH METTENBERGER HURT**

**BY JIM WYATT  
THE TENNESSEAN  
DECEMBER 1, 2014**

### **PAGE 1C**

HOUSTON – They say everything is bigger in Texas, and here on Sunday the Titans looked like a gigantic mess.

In a season of low points, this was the lowest.

The question following an embarrassing 45-21 loss to the Texans: How low will they go?

"We have been scraping the bottom for a while now," linebacker Derrick Morgan said. "To be honest, it's been a continuous low point, being that we haven't won in quite a while. We keep working, but then we come out here and lay another egg."

The Titans (2-10) lost their sixth game in a row and 10th of their last 11. They've lost seven games by at least two touchdowns. Only the Raiders (1-11) have been more inept.

"It's not the high point," coach Ken Whisenhunt said of a game and a season gone horribly wrong. "I think it's safe to say that."

Making matters even worse on this day: quarterback Zach Mettenberger injured his right (throwing) shoulder early in the second half. The afternoon took an even more serious turn when wide receiver Justin Hunter was hospitalized with a lacerated spleen.

Initial tests on Mettenberger's shoulder were negative. The rookie, who made his fifth start, said he suffered a Grade One AC joint sprain when Texans superstar lineman J.J. Watt decked him on a pass play.

Mettenberger was scheduled to undergo an MRI on Monday, but sounded confident he would play against the Giants next Sunday at LP Field.

"I'm a pretty tough guy," he said. "I think I will be able to come back next week."

Hunter's injury puts his season in jeopardy. The second-year pro from the University of Tennessee did not return to Nashville with the team on Sunday evening.

The Titans season, meanwhile, looks beyond repair.

They fell behind the Texans 24-0 and allowed quarterback Ryan Fitzpatrick to light them up for a career-high six touchdown passes. It got so bad for the Titans late in the game that Watt lined up the backfield, bolted into the end zone and caught a one-yard touchdown pass.

Titans owner/CEO Tommy Smith was among those in attendance at NRG Stadium as the Texans capped off a sweep of the two-game season series by a combined score of 75-37.

"It's embarrassing," veteran cornerback Jason McCourty said. "To go out and lose this game the way we did to not only a division opponent but a rival game. We all know how big this game is between these two organizations. And to go out there and let the team down and the fans ...

"It was just bad football, bad football on both sides of the ball. When you put this type of effort and this type of production together on a Sunday, that's going to be the result."

The Titans trailed 24-7 when Mettenberger was knocked out of the game after going 13-of-19 passing for 184 yards with a touchdown and an interception.

It got interesting when McCourty stripped Texans wide receiver Andre Johnson and raced 62 yards

for a touchdown to make it 24-14, but then the wheels came off. Jake Locker's entrance only accelerated the freefall as two of his 12 passes were picked off.

Fitzpatrick had a blast, meanwhile, going 24-of-33 for 358 yards and the six scores. The Texans two-stepped all over his former team.

"It's just disheartening," wide receiver Nate Washington said. "For guys who've been around here for a while, to have to go through another season like this, it's just really, really disheartening."

The Titans would appear to have winnable games coming up against the Giants, Jets and Jaguars — none have more than three wins — before the season finale against the AFC South-leading Colts.

At this moment, however, the Titans could be the worst team in the league. Even the Raiders found a way to win since the Titans last scored a victory, way back on Oct. 12 against the Jaguars.

"Our win/loss is not reflective of how mentally tough we are, how hard we work," Mettenberger said. "We just make dumb mistakes that keep putting us deeper and deeper in a hole. It's all about pride now, and there are a lot of prideful guys in that locker room."

###

# Texans vs Titans

## National Football League Game Summary

NFL Copyright © 2014 by The National Football League. All rights reserved. This summary and play-by-play is for the express purpose of assisting media in their coverage of the game; any other use of this material is prohibited without the written permission of the National Football League. Updated: 12/24/2014

Date: Sunday, 11/30/2014 Tennessee Titans at Houston Texans Start Time: 12:02 PM CST  
at NRG Stadium, Houston, Texas

### Game Day Weather

Game Weather: Partly Cloudy Temp: 76° F (24.4° C) Humidity: 63%, Wind: SSE 12 mph  
Played Retractable Roof on Turf: Natural Grass Outdoor Weather: Partly Cloudy, Wind Chill: 76

### Officials

Referee: Triplette, Jeff (42) Umpire: Hannah, Butch (40) Head Linesman: McGrath, Bob (5)  
Line Judge: Bergman, Jeff (32) Side Judge: Cheek, Boris (41) Field Judge: Kemp, Alex (55)  
Back Judge: Freeman, Steve (133) Replay Official: Wimmer, Mike ()

### Lineups

Tennessee Titans			Houston Texans		
Offense		Defense	Offense		Defense
TE	87 B.Brackett	DE	92 R.Pitoitua	RDE	99 J.Watt
WR	15 J.Hunter	NT	94 S.Hill	NT	94 R.Pickett
LT	76 W.Svitek	DT	99 J.Casey	LDE	93 J.Crick
LG	67 A.Levitre	OLB	91 D.Morgan	SAM	58 B.Reed
C	60 C.Spencer	ILB	59 W.Woodyard	MIKE	56 B.Cushing
RG	70 C.Warmack	ILB	54 A.Williamson	WILL	57 J.Tuggle
RT	68 B.Stingily	OLB	53 Q.Groves	JACK	59 W.Mercilus
TE	82 D.Walker	CB	25 B.Wreh-Wilson	LCB	26 D.Morris
WR	13 K.Wright	SS	21 G.Wilson	RCB	24 J.Joseph
QB	7 Z.Mettenberger	FS	33 M.Griffin	SS	38 D.Manning
RB	20 B.Sankey	CB	30 J.McCourty	FS	21 K.Lewis

### Substitutions

P 6 B.Kern, K 8 R.Succop, QB 10 J.Locker, RB 22 D.McCluster, RB 23 S.Greene, CB 24 C.Sensabaugh, RB 29 L.Washington, CB 32 B.Harris, CB 38 B.Ghee, S 39 D.Stafford, FB 44 J.Battle, LS 48 B.Brinkley, LB 50 Z.Gooden, LB 56 D.Moch, DE 57 J.Staples, OLB 58 K.Burnett, G/C 69 E.Olsen, WR 80 D.Hagan, WR 85 N.Washington, TE 86 C.Coffman, DL 93 M.Martin, DL 96 A.Woods, DL 97 K.Klug

### Substitutions

QB 3 T.Savage, K 4 R.Bullock, P 9 S.Lechler, WR 13 D.Johnson, CB 20 J.Rolle, RB 28 A.Blue, CB 29 A.Hal, CB 34 A.Bouye, SS 35 E.Pleasant, S 36 D.Swearingen, RB 41 J.Grimes, FB 45 J.Prosch, LS 46 J.Weeks, OLB 51 J.Simon, ILB 52 J.Tarpinian, LB 53 M.Bullough, ILB 54 M.Mohamed, G 71 X.Su'a-Filo, T 74 T.Clabo, WR 82 K.Martin, TE 84 R.Griffin, DT 95 J.Powe, DE 96 T.Jamison, DE 97 J.Pagan

### Did Not Play

T 72 M.Oher

### Did Not Play

### Not Active

QB 12 C.Whitehurst, WR 17 K.Durham, RB 26 A.Andrews, DB 28 M.Huff, T 77 T.Lewan, DL 90 D.Jones, OLB 95 K.Wimbley

### Not Active

QB 6 T.Lewis, WR 11 D.Posey, CB 25 K.Jackson, S 37 J.Aubrey, ILB 50 A.Dent, T 70 J.Adams, OLB 90 J.Clowney

### Field Goals (made ( ) & missed)

		R.Bullock		(37) 43B			
		1	2	3	4	OT	Total
VISITOR:	Tennessee Titans	0	0	14	7	0	21
HOME:	Houston Texans	14	10	7	14	0	45

### Scoring Plays

Team	Qtr	Time	Play Description (Extra Point) (Drive Info)	Visitor	Home
Texans	1	7:34	R.Griffin 8 yd. pass from R.Fitzpatrick (R.Bullock kick) (14-80, 7:26)	0	7
Texans	1	4:50	A.Foster 7 yd. pass from R.Fitzpatrick (R.Bullock kick) (4-20, 1:56)	0	14
Texans	2	3:25	R.Bullock 37 yd. Field Goal (15-80, 6:46)	0	17
Texans	2	0:38	D.Hopkins 58 yd. pass from R.Fitzpatrick (R.Bullock kick) (1-70, 0:15)	0	24
Titans	3	12:14	K.Wright 36 yd. pass from Z.Mettenberger (R.Succop kick) (6-80, 2:46)	7	24
Titans	3	8:07	J.McCourty 62 yd. fumble return (R.Succop kick)	14	24
Texans	3	4:40	D.Hopkins 34 yd. pass from R.Fitzpatrick (R.Bullock kick) (7-80, 3:27)	14	31
Texans	4	11:05	A.Johnson 4 yd. pass from R.Fitzpatrick (R.Bullock kick) (8-74, 3:25)	14	38
Texans	4	8:56	J.Watt 1 yd. pass from R.Fitzpatrick (R.Bullock kick) (2-24, 0:51)	14	45

# Texans vs Titans

## National Football League Game Summary

NFL Copyright © 2014 by The National Football League. All rights reserved. This summary and play-by-play is for the express purpose of assisting media in their coverage of the game; any other use of this material is prohibited without the written permission of the National Football League. Updated: 12/24/2014

---

Titans	4	1:06	N.Washington 25 yd. pass from J.Locker (R.Succop kick) (5-66, 2:16)	21	45
Paid Attendance: 71,714				Time: 3:00	



## Final Team Statistics

	Visitor Titans	Home Texans
TOTAL FIRST DOWNS	19	24
By Rushing	6	5
By Passing	10	18
By Penalty	3	1
THIRD DOWN EFFICIENCY	3-9-33%	11-17-65%
FOURTH DOWN EFFICIENCY	0-0-0%	1-1-100%
TOTAL NET YARDS	320	457
Total Offensive Plays (inc. times thrown passing)	56	69
Average gain per offensive play	5.7	6.6
NET YARDS RUSHING	83	99
Total Rushing Plays	22	36
Average gain per rushing play	3.8	2.8
Tackles for a loss-number and yards	3-5	8-32
NET YARDS PASSING	237	358
Times thrown - yards lost attempting to pass	3-38	0-0
Gross yards passing	275	358
PASS ATTEMPTS-COMPLETIONS-HAD INTERCEPTED	31-19-3	33-24-0
Avg gain per pass play (inc.# thrown passing)	7.0	10.8
KICKOFFS Number-In End Zone-Touchbacks	4-3-3	8-8-6
PUNTS Number and Average	5-45.2	3-45.7
Had Blocked	0	0
FGs - PATs Had Blocked	0-0	1-0
Net Punting Average	41.2	38.7
TOTAL RETURN YARDAGE (Not Including Kickoffs)	21	120
No. and Yards Punt Returns	1-21	2-20
No. and Yards Kickoff Returns	2-71	1-7
No. and Yards Interception Returns	0-0	3-100
PENALTIES Number and Yards	6-66	5-40
FUMBLES Number and Lost	1-1	1-1
TOUCHDOWNS	3	6
Rushing	0	0
Passing	2	6
Fumbles	1	0
EXTRA POINTS Made-Attempts	3-3	6-6
Kicking Made-Attempts	3-3	6-6
FIELD GOALS Made-Attempts	0-0	1-2
RED ZONE EFFICIENCY	0-1-0%	4-5-80%
GOAL TO GO EFFICIENCY	0-0-0%	4-4-100%
SAFETIES	0	0
FINAL SCORE	21	45
TIME OF POSSESSION	26:44	33:16

## Final Individual Statistics

## Tennessee Titans

RUSHING	ATT	YDS	AVG	LG	TD
B.Sankey	10	42	4.2	12	0
D.McCluster	9	33	3.7	10	0
Z.Mettenberger	1	8	8.0	8	0
S.Greene	2	0	0.0	0	0
Total	22	83	3.8	12	0

PASSING	ATT	CMP	YDS	SK/YD	TD	LG	IN	RT
Z.Mettenberger	19	13	184	1/14	1	36	1	95.1
J.Locker	12	6	91	2/24	1	35	2	63.5
Total	31	19	275	3/38	2	36	3	72.0

PASS RECEIVING	TAR	REC	YDS	AVG	LG	TD
K.Wright	9	7	132	18.9	36	1
N.Washington	9	5	61	12.2	25	1
D.Hagan	3	2	39	19.5	20	0
D.McCluster	3	2	11	5.5	6	0
J.Hunter	3	1	18	18.0	18	0
L.Washington	1	1	8	8.0	8	0
D.Walker	3	1	6	6.0	6	0
Total	31	19	275	14.5	36	2

INTERCEPTIONS	NO	YDS	AVG	LG	TD
Total	0	0	0	0	0

PUNTING	NO	YDS	AVG	NET	TB	IN20	LG
B.Kern	5	226	45.2	41.2	0	2	58
Total	5	226	45.2	41.2	0	2	58

PUNT RETURNS	NO	YDS	AVG	FC	LG	TD
D.McCluster	1	21	21.0	2	21	0
Total	1	21	21.0	2	21	0

KICKOFF RETURNS	NO	YDS	AVG	FC	LG	TD
B.Sankey	2	71	35.5	0	42	0
[TOUCHBACK]	6	0	0.0	0	0	0
Total	2	71	35.5	0	42	0

## Houston Texans

RUSHING	ATT	YDS	AVG	LG	TD
A.Foster	19	79	4.2	18	0
J.Grimes	5	13	2.6	10	0
R.Fitzpatrick	2	10	5.0	14	0
A.Blue	7	6	0.9	5	0
T.Savage	2	-2	-1.0	-1	0
D.Johnson	1	-7	-7.0	-7	0
Total	36	99	2.8	18	0

PASSING	ATT	CMP	YDS	SK/YD	TD	LG	IN	RT
R.Fitzpatrick	33	24	358	0/0	6	58	0	147.5
Total	33	24	358	0/0	6	58	0	147.5

PASS RECEIVING	TAR	REC	YDS	AVG	LG	TD
D.Hopkins	9	9	238	26.4	58	2
A.Johnson	11	7	53	7.6	17	1
A.Foster	7	5	26	5.2	7	1
K.Martin	1	1	32	32.0	32	0
R.Griffin	3	1	8	8.0	8	1
J.Watt	1	1	1	1.0	1	1
D.Johnson	1	0	0	0.0	0	0
Total	33	24	358	14.9	58	6

INTERCEPTIONS	NO	YDS	AVG	LG	TD
A.Bouye	1	67	67.0	67	0
J.Joseph	1	25	25.0	25	0
J.Rolle	1	8	8.0	8	0
Total	3	100	33.3	67	0

PUNTING	NO	YDS	AVG	NET	TB	IN20	LG
S.Lechler	3	137	45.7	38.7	0	0	47
Total	3	137	45.7	38.7	0	0	47

PUNT RETURNS	NO	YDS	AVG	FC	LG	TD
K.Martin	2	20	10.0	2	11	0
[DOWNED]	1	0	0.0	0	0	0
Total	2	20	10.0	2	11	0

KICKOFF RETURNS	NO	YDS	AVG	FC	LG	TD
D.Manning	1	7	7.0	0	7	0
[TOUCHBACK]	3	0	0.0	0	0	0
Total	1	7	7.0	0	7	0

## Tennessee Titans

FUMBLES	FUM	LOST	OWN-REC	YDS	TD	FORCED	OPP-REC	YDS	TD	OUT-BDS
J.Locker	1	1	0	0	0	0	0	0	0	0
J.McCourty	0	0	0	0	0	1	1	62	1	0
Total	1	1	0	0	0	1	1	62	1	0

## Houston Texans

FUMBLES	FUM	LOST	OWN-REC	YDS	TD	FORCED	OPP-REC	YDS	TD	OUT-BDS
A.Johnson	1	1	0	0	0	0	0	0	0	0
J.Watt	0	0	0	0	0	1	1	14	0	0
Total	1	1	0	0	0	1	1	14	0	0

TEN wins the coin toss and elects to defer. HST elects to Receive, and TEN elects to defend the south goal.

R.Succop kicks 65 yards from TEN 35 to end zone, Touchback.

Houston Texans at 15:00

1-10-HST 20	(15:00) A.Foster right end to HST 20 for no gain (S.Hill).	
2-10-HST 20	(14:31) R.Fitzpatrick pass short right to A.Johnson to HST 26 for 6 yards (J.McCourty).	
3-4-HST 26	(13:52) (Shotgun) R.Fitzpatrick pass short right to D.Hopkins pushed ob at HST 36 for 10 yards (D.Stafford).	P1
<u>1-10-HST 36</u>	(13:33) A.Foster left guard to HST 40 for 4 yards (G.Wilson).	
2-6-HST 40	(13:11) A.Foster right end to HST 42 for 2 yards (D.Stafford).	
3-4-HST 42	(12:34) (Shotgun) A.Foster left end pushed ob at TEN 43 for 15 yards (C.Sensabaugh).	R2
<u>1-10-TEN 43</u>	(12:08) A.Foster left tackle to TEN 35 for 8 yards (J.Casey).	
2-2-TEN 35	(11:38) A.Blue up the middle to TEN 35 for no gain (C.Sensabaugh, J.Casey).	
3-2-TEN 35	(11:01) (Shotgun) A.Blue right end to TEN 35 for no gain (J.McCourty, A.Woods).	
4-2-TEN 35	(10:17) (Shotgun) R.Fitzpatrick scrambles up the middle to TEN 21 for 14 yards (M.Griffin; D.Stafford).	R3
<u>1-10-TEN 21</u>	(9:39) A.Foster right guard to TEN 15 for 6 yards (G.Wilson; M.Griffin).	
2-4-TEN 15	(8:59) A.Blue left guard to TEN 15 for no gain (G.Wilson; R.Pitoitua).	
3-4-TEN 15	(8:17) (Shotgun) R.Fitzpatrick pass short right to D.Hopkins to TEN 8 for 7 yards (B.Wreh-Wilson).	P4
<u>1-8-TEN 8</u>	(7:40) R.Fitzpatrick pass short left to R.Griffin for 8 yards, TOUCHDOWN.	P5
R.Bullock extra point is GOOD, Center-J.Weeks, Holder-S.Lechler.		

TEN 0 HST 7, 14 plays, 80 yards, 7:26 drive, 7:26 elapsed

R.Bullock kicks 65 yards from HST 35 to end zone, Touchback.

Tennessee Titans at 7:34

1-10-TEN 20	(7:34) B.Sankey right tackle to TEN 23 for 3 yards (R.Pickett, J.Crick).	
2-7-TEN 23	(6:57) Z.Mettenberger pass deep right intended for J.Hunter INTERCEPTED by J.Joseph at TEN 45. J.Joseph pushed ob at TEN 20 for 25 yards (B.Sankey). TEN-J.Hunter was injured during the play. His return is Questionable.	
Houston Texans at 6:46		
1-10-TEN 20	(6:46) (Shotgun) R.Fitzpatrick pass short left to D.Hopkins to TEN 9 for 11 yards (B.Wreh-Wilson).	P6
<u>1-9-TEN 9</u>	(6:12) R.Fitzpatrick up the middle to TEN 13 for -4 yards (D.Morgan).	
2-13-TEN 13	(5:38) (Shotgun) R.Fitzpatrick pass short left to A.Foster to TEN 7 for 6 yards (W.Woodyard).	
3-7-TEN 7	(4:55) (Shotgun) R.Fitzpatrick pass short left to A.Foster for 7 yards, TOUCHDOWN [D.Morgan].	P7
Penalty on TEN-A.Williamson, Defensive Holding, declined.		
R.Bullock extra point is GOOD, Center-J.Weeks, Holder-S.Lechler.		

TEN 0 HST 14, 4 plays, 20 yards, 1:56 drive, 10:10 elapsed

R.Bullock kicks 65 yards from HST 35 to end zone, Touchback.

Tennessee Titans at 4:50

1-10-TEN 20	(4:50) B.Sankey left end to TEN 23 for 3 yards (B.Cushing).	
2-7-TEN 23	(4:14) B.Sankey left end pushed ob at TEN 25 for 2 yards (D.Morris).	
3-5-TEN 25	(3:37) (Shotgun) Z.Mettenberger scrambles up the middle to TEN 33 for 8 yards (D.Swearinger).	R1
<u>1-10-TEN 33</u>	(2:57) Z.Mettenberger pass short right to J.Hunter pushed ob at HST 49 for 18 yards (J.Joseph).	P2
<u>1-10-HST 49</u>	(2:25) B.Sankey left tackle to 50 for -1 yards (W.Mercilus).	
2-11-50	(1:51) (Shotgun) Z.Mettenberger pass short left to N.Washington to HST 40 for 10 yards (J.Joseph).	
3-1-HST 40	(1:17) S.Greene right guard to 50 for -10 yards (B.Cushing).	
PENALTY on TEN-E.Olsen, Offensive Holding, 10 yards, enforced at HST 40 - No Play. The Hangtime on the Punt was 4.50 seconds.		
Timeout #1 by TEN at 00:44.		
3-11-50	(:44) (Shotgun) Z.Mettenberger pass short left to L.Washington to HST 42 for 8 yards (J.Joseph) [J.Watt].	
4-3-HST 42	(:03) B.Kern punts 32 yards to HST 10, Center-B.Brinkley, fair catch by K.Martin.	

END OF QUARTER

	Time		First Downs				Efficiencies	
	Score	Poss	R	P	X	T	3 Down	4 Down
Tennessee Titans	0	5:38	1	1	0	2	1/2	0/0
Houston Texans	14	9:22	2	5	0	7	4/5	1/1

Second Quarter

11/30/2014

Play By Play

Houston Texans continued.

Houston Texans at 15:00

- 1-10-HST 10(15:00) (Shotgun) R.Fitzpatrick pass incomplete deep left to D.Johnson.
- 2-10-HST 10(14:55) (Shotgun) A.Blue up the middle to HST 15 for 5 yards (D.Morgan, J.Casey).
- 3-5-HST 15(14:16) (Shotgun) PENALTY on HST-X.Su'a-Filo, False Start, 5 yards, enforced at HST 15 - No Play.
- 3-10-HST 10(14:14) (Shotgun) R.Fitzpatrick pass short left to A.Foster to HST 16 for 6 yards (D.Stafford).
- 4-4-HST 16(13:43) S.Lechler punts 44 yards to TEN 40, Center-J.Weeks, fair catch by D.McCluster.  
PENALTY on TEN-J.Staples, Offensive Holding, 10 yards, enforced at TEN 40. The Hangtime on the Punt was 4.90 seconds.

Tennessee Titans at 13:34

- 1-10-TEN 30(13:34) B.Sankey up the middle to TEN 36 for 6 yards (K.Lewis; D.Manning).
- 2-4-TEN 36(13:00) (Shotgun) Z.Mettenberger pass short left to K.Wright to TEN 47 for 11 yards (K.Lewis).P3
- 1-10-TEN 47(12:23) Z.Mettenberger sacked at TEN 36 for -11 yards (B.Reed).  
Penalty on HST-A.Bouye, Defensive Holding, offsetting, enforced at TEN 47 - No Play.  
Penalty on TEN-D.Walker, Offensive Holding, offsetting.
- 1-10-TEN 47(11:59) Z.Mettenberger pass incomplete deep middle to N.Washington [J.Watt].  
PENALTY on HST-J.Tuggle, Illegal Contact, 5 yards, enforced at TEN 47 - No Play.X4
- 1-10-HST 48(11:53) S.Greene left end to HST 48 for no gain (J.Simon).
- 2-10-HST 48(11:07) B.Sankey left tackle to HST 45 for 3 yards (M.Mohamed, J.Pagan).
- 3-7-HST 45(10:27) (Shotgun) Z.Mettenberger pass incomplete deep right to N.Washington [J.Watt].
- 4-7-HST 45(10:21) B.Kern punts 44 yards to HST 1, Center-B.Brinkley, downed by TEN-D.Hagan. The Hangtime on the Punt was 4.65 seconds.

Houston Texans at 10:11

- 1-10-HST 1(10:11) (Shotgun) R.Fitzpatrick pass deep left to D.Hopkins to HST 32 for 31 yards (G.Wilson).P8
- 1-10-HST 32(9:30) A.Foster right guard to HST 36 for 4 yards (S.Hill).
- 2-6-HST 36(9:01) R.Fitzpatrick pass incomplete short left to A.Johnson.
- 3-6-HST 36(8:56) (Shotgun) R.Fitzpatrick pass short right to A.Johnson to HST 43 for 7 yards (J.McCourty).P9
- 1-10-HST 43(8:08) (Shotgun) R.Fitzpatrick pass incomplete short middle to A.Johnson.
- 2-10-HST 43(8:03) A.Foster left guard to HST 45 for 2 yards (K.Klug).
- 3-8-HST 45(7:27) (Shotgun) R.Fitzpatrick pass short middle to A.Johnson to TEN 40 for 15 yards (J.McCourty).P10
- 1-10-TEN 40(7:00) A.Foster left guard to TEN 30 for 10 yards (D.Stafford).R11
- 1-10-TEN 30(6:36) A.Foster left guard to TEN 25 for 5 yards (M.Griffin).
- 2-5-TEN 25(6:04) R.Fitzpatrick pass incomplete short right to R.Griffin.
- 3-5-TEN 25(5:58) (Shotgun) R.Fitzpatrick pass short left to A.Foster pushed ob at TEN 18 for 7 yards (D.Moch).P12
- 1-10-TEN 18(5:41) A.Blue left end to TEN 17 for 1 yard (B.Wreh-Wilson).
- 2-9-TEN 17(5:04) (Shotgun) R.Fitzpatrick pass short left to A.Blue pushed ob at TEN 5 for 12 yards (A.Williamson).  
PENALTY on HST-R.Griffin, Offensive Pass Interference, 10 yards, enforced at TEN 17 - No Play.
- 2-19-TEN 27(4:41) R.Fitzpatrick pass short left to A.Foster pushed ob at TEN 27 for no gain (W.Woodyard).
- 3-19-TEN 27(4:05) (Shotgun) J.Grimes right guard to TEN 19 for 8 yards (D.Moch).
- 4-11-TEN 19(3:30) R.Bullock 37 yard field goal is GOOD, Center-J.Weeks, Holder-S.Lechler.

TEN 0 HST 17, 15 plays, 80 yards, 6:46 drive, 11:35 elapsed

R.Bullock kicks 65 yards from HST 35 to end zone, Touchback.

Tennessee Titans at 3:25

- 1-10-TEN 20(3:25) Z.Mettenberger pass incomplete short left to D.Walker.
- 2-10-TEN 20(3:19) (Shotgun) Z.Mettenberger pass short right to D.McCluster to TEN 25 for 5 yards (J.Rolle).
- 3-5-TEN 25(2:36) (Shotgun) Z.Mettenberger pass short left to K.Wright to TEN 32 for 7 yards (J.Rolle).P5

Two-Minute Warning

- 1-10-TEN 32(2:00) (Shotgun) Z.Mettenberger pass deep middle to K.Wright to HST 41 for 27 yards (D.Morris).P6  
PENALTY on TEN-K.Wright, Unsportsmanlike Conduct, 15 yards, enforced at HST 41.
- 1-10-TEN 44(1:48) (Shotgun) Z.Mettenberger pass short right to N.Washington to HST 49 for 7 yards (A.Bouye).
- 2-3-HST 49(1:20) (Shotgun) Z.Mettenberger pass incomplete short right to D.McCluster [J.Watt].  
The Replay Official challenged the runner was down by contact ruling, and the play was REVERSED.  
(Shotgun) Z.Mettenberger sacked at TEN 37 for -14 yards (J.Watt).  
Timeout #1 by HST at 01:13.

Tennessee Titans vs Houston Texans at NRG Stadium

3-17-TEN 37	(1:13) (Shotgun) Z.Mettenberger pass incomplete deep left to N.Washington.	
4-17-TEN 37	(1:07) B.Kern punts 44 yards to HST 19, Center-B.Brinkley. K.Martin to HST 30 for 11 yards (J.Battle). The Hangtime on the Punt was 3.62 seconds.	
Houston Texans at 0:53		
1-10-HST 30	(:53) (Shotgun) R.Fitzpatrick pass incomplete short right to D.Hopkins.	
	PENALTY on TEN-B.Wreh-Wilson, Defensive Pass Interference, 12 yards, enforced at HST 30 - No Play.	X13
<u>1-10-HST 42</u>	(:47) R.Fitzpatrick pass deep middle to D.Hopkins for 58 yards, TOUCHDOWN.	P14
	R.Bullock extra point is GOOD, Center-J.Weeks, Holder-S.Lechler.	

TEN 0 HST 24, 1 plays, 70 yards, 1 penalty, 0:15 drive, 14:22 elapsed
---

R.Bullock kicks 66 yards from HST 35 to TEN -1. B.Sankey to TEN 28 for 29 yards (D.Manning, J.Prosch).

PENALTY on TEN-J.Staples, Unsportsmanlike Conduct, 14 yards, enforced at TEN 28.

Tennessee Titans at 0:38, (1st play from scrimmage 0:32)

1-10-TEN 14	(:32) (Shotgun) Z.Mettenberger pass incomplete deep middle to J.Hunter (K.Lewis).
2-10-TEN 14	(:24) (Shotgun) Z.Mettenberger pass short left to K.Wright to TEN 23 for 9 yards (D.Swearinger; M.Mohamed) [J.Watt].

END OF QUARTER

	Score	Time Poss	First Downs				Efficiencies	
			R	P	X	T	3 Down	4 Down
Tennessee Titans	0	6:33	0	3	1	4	1/3	0/0
Houston Texans	24	8:27	1	5	1	7	3/5	0/0

First Half Summary

PERIOD SCORES		TIME OF POSSESSION	
Titans	0 0 = 0	Titans	12:11
Texans	14 10 = 24	Texans	17:49

Scoring Plays					Visitor	Home
Team	Qtr	Time	Play Description (Extra Point) (Drive Info)			
Texans	1	7:34	R.Griffin 8 yd. pass from R.Fitzpatrick (R.Bullock kick) (14-80, 7:26)		0	7
Texans	1	4:50	A.Foster 7 yd. pass from R.Fitzpatrick (R.Bullock kick) (4-20, 1:56)		0	14
Texans	2	3:25	R.Bullock 37 yd. Field Goal (15-80, 6:46)		0	17
Texans	2	0:38	D.Hopkins 58 yd. pass from R.Fitzpatrick (R.Bullock kick) (1-70, 0:15)		0	24

	Tennessee Titans	Houston Texans
TOTAL FIRST DOWNS	6	14
First Downs Rushing-Passing-by Penalty	1 - 4 - 1	3 - 10 - 1
THIRD DOWN EFFICIENCY	2-5-40%	7-10-70%
TOTAL NET YARDS	112	259
Total Offensive Plays	23	36
NET YARDS RUSHING	24	80
NET YARDS PASSING	88	179
Gross Yards Passing	102	179
Times thrown-yards lost attempting to pass	1-14	0-0
Pass Attempts-Completions-Had Intercepted	14 - 9 - 1	18 - 14 - 0
Punts-Number and Average	3 - 40	1 - 44
Penalties-Number and Yards	5 - 61	3 - 20
Fumbles-Number and Lost	0 - 0	0 - 0
Red Zone Efficiency	0-0-0%	2-3-67%
Average Drive Start	TEN 21	HST 28

Tennessee Titans										Houston Texans																	
RUSHING						ATT	YDS	AVG	LG	TD	RUSHING						ATT	YDS	AVG	LG	TD						
B.Sankey						6	16	2.7	6	0	A.Foster						10	56	5.6	15	0						
Z.Mettenberger						1	8	8.0	8	0	R.Fitzpatrick						2	10	5.0	14	0						
S.Greene						1	0	0.0	0	0	J.Grimes						1	8	8.0	8	0						
											A.Blue						5	6	1.2	5	0						
Total						8	24	3.0	8	0	Total						18	80	4.4	15	0						
PASSING						ATT	CMP	YDS	SK/YD	TD	LG	IN	RT	PASSING						ATT	CMP	YDS	SK/YD	TD	LG	IN	RT
Z.Mettenberger						14	9	102	1/14	0	27	1	56.2	R.Fitzpatrick						18	14	179	0/0	3	58	0	147.7
Total						14	9	102	1/14	0	27	1	56.3	Total						18	14	179	0/0	3	58	0	147.7
PASS RECEIVING						TAR	REC	YDS	AVG	LG	TD	PASS RECEIVING						TAR	REC	YDS	AVG	LG	TD				
K.Wright						4	4	54	13.5	27	0	D.Hopkins						5	5	117	23.4	58	1				
N.Washington						4	2	17	8.5	10	0	A.Foster						5	5	26	5.2	7	1				
J.Hunter						3	1	18	18.0	18	0	A.Johnson						5	3	28	9.3	15	0				
L.Washington						1	1	8	8.0	8	0	R.Griffin						2	1	8	8.0	8	1				
D.McCluster						1	1	5	5.0	5	0	D.Johnson						1	0	0	0.0	0	0				
D.Walker						1	0	0	0.0	0	0																
Total						14	9	102	11.3	27	0	Total						18	14	179	12.8	58	3				

Tennessee Titans										Houston Texans									
Regular Defensive Plays										Special Teams									
		TKL	AST	COMB	SK	/ YDS	TFL	Q	IN	PD	FF	FR			TKL	AST	FF	FR	BL
D.Stafford		4	1	5	0	0	0	0	0	0	0	0	0		0	0	0	0	0
J.McCourty		4	0	4	0	0	0	0	0	0	0	0	0		0	0	0	0	0
G.Wilson		2	2	4	0	0	0	0	0	0	0	0	0		0	0	0	0	0
B.Wreh-Wilson		3	0	3	0	0	0	0	0	0	0	0	0		0	0	0	0	0
Total		13	3	16	0	0	0	0	0	0	0	0	0		0	0	0	0	0

11/30/2014 at NRG Stadium

## First Half Summary

[illegible]



## Play By Play

## Third Quarter

11/30/2014

TEN elects to Receive, and HST elects to defend the North goal.

R.Bullock kicks 65 yards from HST 35 to end zone, Touchback.

Tennessee Titans at 15:00

1-10-TEN 20	(15:00) S.Greene left guard to TEN 20 for no gain (J.Tuggle, J.Crick).	
2-10-TEN 20	(14:20) (Shotgun) Z.Mettenberger pass incomplete deep left to D.Hagan [J.Pagan].	
	Penalty on TEN-D.Hagan, Offensive Pass Interference, offsetting, enforced at TEN 20 - No Play.	
	Penalty on HST-D.Morris, Defensive Pass Interference, offsetting.	
2-10-TEN 20	(14:13) (Shotgun) Z.Mettenberger pass deep middle to D.Hagan to TEN 40 for 20 yards (M.Mohamed).	P7
<u>1-10-TEN 40</u>	(13:46) (Shotgun) D.McCluster left guard to TEN 43 for 3 yards (W.Mercilus).	
2-7-TEN 43	(13:15) (Shotgun) Z.Mettenberger pass deep left to D.Hagan pushed ob at HST 38 for 19 yards (K.Lewis).	P8
<u>1-10-HST 38</u>	(12:51) (Shotgun) D.McCluster up the middle to HST 36 for 2 yards (J.Watt).	
2-8-HST 36	(12:22) (Shotgun) Z.Mettenberger pass deep right to K.Wright for 36 yards, TOUCHDOWN.	P9
	R.Succop extra point is GOOD, Center-B.Brinkley, Holder-B.Kern.	

TEN 7 HST 24, 6 plays, 80 yards, 2:46 drive, 2:46 elapsed

R.Succop kicks 65 yards from TEN 35 to end zone, Touchback.

Houston Texans at 12:14

1-10-HST 20	(12:14) A.Foster left tackle to HST 19 for -1 yards (J.Casey).	
2-11-HST 19	(11:43) A.Foster left end to HST 15 for -4 yards (S.Hill).	
3-15-HST 15	(11:08) (Shotgun) R.Fitzpatrick pass short right to A.Johnson to HST 32 for 17 yards (G.Wilson).	P15
<u>1-10-HST 32</u>	(10:27) (Shotgun) R.Fitzpatrick pass incomplete deep left to A.Johnson.	
2-10-HST 32	(10:21) (Shotgun) R.Fitzpatrick pass short left to A.Johnson to HST 37 for 5 yards (J.McCourty) [A.Williamson].	
3-5-HST 37	(9:45) (Shotgun) A.Foster right guard to HST 37 for no gain (J.Casey).	
4-5-HST 37	(9:19) S.Lechler punts 46 yards to TEN 17, Center-J.Weeks. D.McCluster to TEN 38 for 21 yards (M.Bullough). The Hangtime on the Punt was 3.81 seconds.	

Tennessee Titans at 9:07

1-10-TEN 38	(9:07) (Shotgun) Z.Mettenberger pass incomplete deep right to K.Wright.	
2-10-TEN 38	(8:59) (Shotgun) Z.Mettenberger pass short left to K.Wright to TEN 45 for 7 yards (J.Rolle) [J.Watt]. TEN-Z.Mettenberger was injured during the play. His return is Questionable.	
3-3-TEN 45	(8:30) (Shotgun) J.Locker pass short right intended for K.Wright INTERCEPTED by J.Rolle at TEN 45. J.Rolle to TEN 37 for 8 yards (K.Wright; N.Washington).	
	The Replay Official challenged the incomplete pass ruling, and the play was Upheld. The ruling on the field was confirmed.	

Houston Texans at 8:21

1-10-TEN 37	(8:21) R.Fitzpatrick pass short right to A.Johnson to TEN 35 for 2 yards (J.McCourty). FUMBLES (J.McCourty), RECOVERED by TEN-J.McCourty at TEN 38. J.McCourty for 62 yards, TOUCHDOWN.	
-------------	---	--

Tennessee Titans at 8:07

R.Succop extra point is GOOD, Center-B.Brinkley, Holder-B.Kern.

TEN 14 HST 24, 0 plays, 62 yards, 0:00 drive , 6:53 elapsed

R.Succop kicks 65 yards from TEN 35 to end zone, Touchback.

Houston Texans at 8:07

1-10-HST 20	(8:07) A.Foster left guard to HST 23 for 3 yards (D.Morgan; S.Hill).	
2-7-HST 23	(7:34) R.Fitzpatrick pass short right to D.Hopkins to HST 31 for 8 yards (B.Ghee).	P16
<u>1-10-HST 31</u>	(7:08) A.Foster right end pushed ob at HST 32 for 1 yard (G.Wilson).	
2-9-HST 32	(6:36) R.Fitzpatrick pass short left to K.Martin to TEN 36 for 32 yards (B.Wreh-Wilson).	P17
<u>1-10-TEN 36</u>	(6:06) A.Foster left guard to TEN 27 for 9 yards (B.Wreh-Wilson).	
2-1-TEN 27	(5:29) A.Foster left end to TEN 34 for -7 yards (G.Wilson).	
3-8-TEN 34	(4:47) (Shotgun) R.Fitzpatrick pass deep left to D.Hopkins for 34 yards, TOUCHDOWN.	P18
	R.Bullock extra point is GOOD, Center-J.Weeks, Holder-S.Lechler.	

TEN 14 HST 31, 7 plays, 80 yards, 3:27 drive, 10:20 elapsed

R.Bullock kicks 65 yards from HST 35 to end zone, Touchback.

Tennessee Titans at 4:40

1-10-TEN 20	(4:40) D.McCluster up the middle to TEN 30 for 10 yards (J.Rolle).	R10
<u>1-10-TEN 30</u>	(4:02) (Shotgun) J.Locker pass short left to D.Walker to TEN 36 for 6 yards (J.Rolle).	
2-4-TEN 36	(3:34) (Shotgun) D.McCluster up the middle to TEN 41 for 5 yards (M.Mohamed; D.Swearinger).	R11
<u>1-10-TEN 41</u>	(3:04) (Shotgun) J.Locker pass short left to D.McCluster pushed ob at TEN 47 for 6 yards (K.Lewis).	

Tennessee Titans vs Houston Texans at NRG Stadium

2-4-TEN 47	(2:36) (No Huddle, Shotgun) D.McCluster left guard to TEN 44 for -3 yards (J.Simon). TEN-C.Warmack was injured during the play. His return is Questionable.
3-7-TEN 44	(2:05) (Shotgun) PENALTY on TEN-ALevitre, False Start, 5 yards, enforced at TEN 44 - No Play.
3-12-TEN 39	(1:45) (Shotgun) J.Locker sacked at TEN 25 for -14 yards (T.Jamison).
4-26-TEN 25	(1:07) B.Kern punts 48 yards to HST 27, Center-B.Brinkley, fair catch by K.Martin. The Hangtime on the Punt was 4.81 seconds.
Houston Texans at 0:58	
1-10-HST 27	(:58) A.Blue left guard to HST 28 for 1 yard (J.Casey).
2-9-HST 28	(:18) R.Fitzpatrick pass incomplete short left to A.Johnson.
3-9-HST 28	(:12) (Shotgun) R.Fitzpatrick pass incomplete deep middle to R.Griffin (G.Wilson) [D.Moch].
4-9-HST 28	(:06) S.Lechler punts 47 yards to TEN 25, Center-J.Weeks, fair catch by D.McCluster.

END OF QUARTER

	Score	Time	First Downs				Efficiencies	
		Poss	R	P	X	T	3 Down	4 Down
Tennessee Titans	14	7:14	2	3	0	5	0/2	0/0
Houston Texans	31	7:46	0	4	0	4	2/4	0/0

## Play By Play

## Fourth Quarter

11/30/2014

Tennessee Titans continued.

Tennessee Titans at 15:00

- 1-10-TEN 25 (15:00) (Shotgun) J.Locker pass incomplete deep right to D.McCluster.
- 2-10-TEN 25 (14:53) (Shotgun) J.Locker pass incomplete deep middle to D.Walker [J.Watt].
- 3-10-TEN 25 (14:48) (Shotgun) J.Locker pass incomplete deep right to N.Washington.
- 4-10-TEN 25 (14:42) B.Kern punts 58 yards to HST 17, Center-B.Brinkley. K.Martin to HST 26 for 9 yards (Q.Groves, J.Battle). The Hangtime on the Punt was 4.62 seconds.

Houston Texans at 14:30

- 1-10-HST 26 (14:30) D.Johnson left end to HST 19 for -7 yards (D.Morgan; A.Williamson).
- 2-17-HST 19 (13:50) (Shotgun) R.Fitzpatrick pass incomplete deep left to A.Foster (A.Williamson).
- 3-17-HST 19 (13:44) (Shotgun) A.Foster up the middle to HST 37 for 18 yards (D.Stafford). R19
- 1-10-HST 37 (13:14) A.Foster left guard to HST 41 for 4 yards (M.Griffin).
- 2-6-HST 41 (12:40) A.Blue left guard to HST 40 for -1 yards (J.Casey).
- 3-7-HST 40 (11:57) (Shotgun) R.Fitzpatrick pass short middle to D.Hopkins to TEN 4 for 56 yards (J.McCourty; B.Wreh-Wilson). P20
- 1-4-TEN 4 (11:15) (Shotgun) R.Fitzpatrick pass incomplete short right to A.Foster.
- 2-4-TEN 4 (11:11) (Shotgun) R.Fitzpatrick pass short left to A.Johnson for 4 yards, TOUCHDOWN. P21
- R.Bullock extra point is GOOD, Center-J.Weeks, Holder-S.Lechler.

TEN 14 HST 38, 8 plays, 74 yards, 3:25 drive, 3:55 elapsed

R.Bullock kicks 70 yards from HST 35 to TEN -5. B.Sankey pushed ob at TEN 37 for 42 yards (E.Pleasant).

Tennessee Titans at 11:05, (1st play from scrimmage 10:58)

- 1-10-TEN 37 (10:58) (Shotgun) D.McCluster left tackle to TEN 44 for 7 yards (K.Lewis; D.Swearinger).
- 2-3-TEN 44 (10:28) (Shotgun) D.McCluster up the middle to TEN 48 for 4 yards (D.Swearinger). R12
- 1-10-TEN 48 (9:57) (Shotgun) J.Locker sacked at TEN 38 for -10 yards (J.Watt). FUMBLES (J.Watt), RECOVERED by HST-J.Watt at TEN 38. J.Watt to TEN 24 for 14 yards (K.Wright).

Houston Texans at 9:47

- 1-10-TEN 24 (9:47) (Shotgun) R.Fitzpatrick pass short right to D.Hopkins to TEN 1 for 23 yards (C.Sensabaugh; W.Woodyard). P22
- 1-1-TEN 1 (9:00) R.Fitzpatrick pass short right to J.Watt for 1 yard, TOUCHDOWN. P23
- R.Bullock extra point is GOOD, Center-J.Weeks, Holder-S.Lechler.

TEN 14 HST 45, 2 plays, 24 yards, 0:51 drive, 6:04 elapsed

R.Bullock kicks 65 yards from HST 35 to end zone, Touchback.

Tennessee Titans at 8:56

- 1-10-TEN 20 (8:56) (Shotgun) D.McCluster left end to TEN 19 for -1 yards (J.Rolle).
- 2-11-TEN 19 (8:23) (Shotgun) J.Locker pass short middle to K.Wright to HST 46 for 35 yards (D.Manning). P13
- 1-10-HST 46 (7:43) (Shotgun) D.McCluster up the middle to HST 40 for 6 yards (T.Jamison).
- 2-4-HST 40 (7:02) (Shotgun) J.Locker pass incomplete short left to D.Hagan.
- 3-4-HST 40 (6:58) (Shotgun) J.Locker pass short right to N.Washington pushed ob at HST 29 for 11 yards (A.Bouye) [J.Simon]. P14
- 1-10-HST 29 (6:32) (Shotgun) J.Locker pass short right to N.Washington to HST 21 for 8 yards (A.Bouye) [B.Reed].
- 2-2-HST 21 (6:02) (Shotgun) J.Locker pass incomplete deep middle to K.Wright.
- PENALTY on HST-B.Cushing, Defensive Holding, 5 yards, enforced at HST 21 - No Play. X15
- 1-10-HST 16 (5:56) (Shotgun) J.Locker pass short right intended for N.Washington INTERCEPTED by A.Bouye at HST 3. A.Bouye to TEN 30 for 67 yards (W.Svitek).

Houston Texans at 5:41

- 1-10-TEN 30 (5:41) J.Grimes right tackle to TEN 20 for 10 yards (G.Wilson). R24
- 1-10-TEN 20 (4:58) J.Grimes right tackle to TEN 24 for -4 yards (K.Klug, A.Woods).
- Penalty on HST-D.Newton, Illegal Formation, declined.
- 2-14-TEN 24 (4:49) J.Grimes up the middle to TEN 21 for 3 yards (G.Wilson).
- 3-11-TEN 21 (4:13) J.Grimes up the middle to TEN 25 for -4 yards (W.Woodyard).
- 4-15-TEN 25 (3:27) R.Bullock 43 yard field goal is BLOCKED (A.Woods), Center-J.Weeks, Holder-S.Lechler.

Tennessee Titans at 3:22

- 1-10-TEN 34 (3:22) (Shotgun) B.Sankey left guard to TEN 39 for 5 yards (W.Mercilus).
- 2-5-TEN 39 (2:56) (Shotgun) B.Sankey up the middle to TEN 45 for 6 yards (E.Pleasant). R16
- 1-10-TEN 45 (2:31) (Shotgun) B.Sankey up the middle to HST 43 for 12 yards (D.Swearinger). R17

Tennessee Titans vs Houston Texans at NRG Stadium

Two-Minute Warning

<u>1-10-HST 43</u>	(2:00) B.Sankey right end to HST 40 for 3 yards (D.Swearinger, J.Simon).	
2-7-HST 40	(1:27) (Shotgun) J.Locker pass short right intended for N.Washington INTERCEPTED by A.Hal (D.Swearinger) [W.Mercilus] at HST 30. A.Hal pushed ob at TEN 32 for 38 yards (J.Locker). PENALTY on HST-W.Mercilus, Roughing the Passer, 15 yards, enforced at HST 40 - No Play.	X18
<u>1-10-HST 25</u>	(1:14) (Shotgun) J.Locker pass deep left to N.Washington for 25 yards, TOUCHDOWN. R.Succop extra point is GOOD, Center-B.Brinkley, Holder-B.Kern.	P19

TEN 21 HST 45, 5 plays, 66 yards, 1 penalty, 2:16 drive, 13:54 elapsed

R.Succop kicks 40 yards from TEN 35 to HST 25. D.Manning to HST 32 for 7 yards (B.Ghee).

Houston Texans at 1:06, (1st play from scrimmage 1:02)

1-10-HST 32	(1:02) T.Savage kneels to HST 31 for -1 yards.
2-11-HST 31	(:26) T.Savage kneels to HST 30 for -1 yards.

END OF QUARTER

	Score	Time Poss	First Downs				Efficiencies	
			R	P	X	T	3 Down	4 Down
Tennessee Titans	21	7:19	3	3	2	8	1/2	0/0
Houston Texans	45	7:41	2	4	0	6	2/3	0/0

## Final Defensive Statistics

## Tennessee Titans

## Regular Defensive Plays

## Special Teams

## Misc

	TKL	AST	COMB	SK	/ YDS	TFL	Q	IN	PD	FF	FR	TKL	AST	FF	FR	BL	TKL	AST	FF	FR
G.Wilson	7	2	9	0	0	1	0	0	1	0	0	0	0	0	0	0	0	0	0	0
J.McCourty	6	1	7	0	0	0	0	0	0	1	1	0	0	0	0	0	0	0	0	0
J.Casey	5	2	7	0	0	2	0	0	0	0	0	0	0	0	0	0	0	0	0	0
D.Stafford	5	1	6	0	0	0	0	0	0	0	0	0	0	0	0	0	0	0	0	0
B.Wreh-Wilson	5	1	6	0	0	0	0	0	0	0	0	0	0	0	0	0	0	0	0	0
S.Hill	3	1	4	0	0	1	0	0	0	0	0	0	0	0	0	0	0	0	0	0
W.Woodyard	3	1	4	0	0	1	0	0	0	0	0	0	0	0	0	0	0	0	0	0
D.Morgan	2	2	4	0	0	1	1	0	0	0	0	0	0	0	0	0	0	0	0	0
M.Griffin	2	2	4	0	0	0	0	0	0	0	0	0	0	0	0	0	0	0	0	0
C.Sensabaugh	2	1	3	0	0	0	0	0	0	0	0	0	0	0	0	0	0	0	0	0
D.Moch	2	0	2	0	0	0	1	0	0	0	0	0	0	0	0	0	0	0	0	0
K.Klug	2	0	2	0	0	1	0	0	0	0	0	0	0	0	0	0	0	0	0	0
A.Woods	0	2	2	0	0	0	0	0	0	0	0	0	0	0	0	1	0	0	0	0
B.Ghee	1	0	1	0	0	0	0	0	0	0	0	1	0	0	0	0	0	0	0	0
A.Williamson	0	1	1	0	0	0	1	0	1	0	0	0	0	0	0	0	0	0	0	0
R.Pitoitua	0	1	1	0	0	0	0	0	0	0	0	0	0	0	0	0	0	0	0	0
J.Battle	0	0	0	0	0	0	0	0	0	0	0	1	1	0	0	0	0	0	0	0
Q.Groves	0	0	0	0	0	0	0	0	0	0	0	1	0	0	0	0	0	0	0	0
K.Wright	0	0	0	0	0	0	0	0	0	0	0	0	0	0	0	0	1	1	0	0
B.Sankey	0	0	0	0	0	0	0	0	0	0	0	0	0	0	0	0	1	0	0	0
W.Svitek	0	0	0	0	0	0	0	0	0	0	0	0	0	0	0	0	1	0	0	0
N.Washington	0	0	0	0	0	0	0	0	0	0	0	0	0	0	0	0	0	1	0	0
Total	45	18	63	0	0	7	3	0	2	1	1	3	1	0	0	1	3	2	0	0

TKL = Tackle AST = Assist COMB = Combined QH=QB Hit IN = Interception PD = Pass Defense FF = Forced Fumble FR = Fumble Recovery

## Houston Texans

## Regular Defensive Plays

## Special Teams

## Misc

	TKL	AST	COMB	SK	/ YDS	TFL	QH	IN	PD	FF	FR	TKL	AST	FF	FR	BL	TKL	AST	FF	FR
D.Swearinger	4	3	7	0	0	0	0	0	0	0	0	0	0	0	0	0	0	0	0	0
J.Rolle	6	0	6	0	0	1	0	1	1	0	0	0	0	0	0	0	0	0	0	0
K.Lewis	3	2	5	0	0	0	0	0	1	0	0	0	0	0	0	0	0	0	0	0
M.Mohamed	2	2	4	0	0	0	0	0	0	0	0	0	0	0	0	0	0	0	0	0
J.Watt	3	0	3	2	24	1	6	0	0	1	1	0	0	0	0	0	0	0	0	0
J.Joseph	3	0	3	0	0	0	0	1	1	0	0	0	0	0	0	0	0	0	0	0
A.Bouye	3	0	3	0	0	0	0	1	1	0	0	0	0	0	0	0	0	0	0	0
W.Mercilus	3	0	3	0	0	1	0	0	0	0	0	0	0	0	0	0	0	0	0	0
J.Simon	2	1	3	0	0	1	1	0	0	0	0	0	0	0	0	0	0	0	0	0
T.Jamison	2	0	2	1	14	1	1	0	0	0	0	0	0	0	0	0	0	0	0	0
D.Morris	2	0	2	0	0	0	0	0	0	0	0	0	0	0	0	0	0	0	0	0
D.Manning	1	1	2	0	0	0	0	0	0	0	0	1	0	0	0	0	0	0	0	0
J.Crick	0	2	2	0	0	0	0	0	0	0	0	0	0	0	0	0	0	0	0	0
E.Pleasant	1	0	1	0	0	0	0	0	0	0	0	1	0	0	0	0	0	0	0	0
R.Pickett	1	0	1	0	0	0	0	0	0	0	0	0	0	0	0	0	0	0	0	0
B.Cushing	1	0	1	0	0	0	0	0	0	0	0	0	0	0	0	0	0	0	0	0
J.Tuggle	1	0	1	0	0	0	0	0	0	0	0	0	0	0	0	0	0	0	0	0
J.Pagan	0	1	1	0	0	0	0	0	0	0	0	0	0	0	0	0	0	0	0	0
B.Reed	0	0	0	0	0	0	1	0	0	0	0	0	0	0	0	0	0	0	0	0
M.Bullough	0	0	0	0	0	0	0	0	0	0	0	1	0	0	0	0	0	0	0	0
J.Prosch	0	0	0	0	0	0	0	0	0	0	0	0	1	0	0	0	0	0	0	0
Total	38	12	50	3	38	5	9	3	4	1	1	3	1	0	0	0	0	0	0	0

## Ball Possession And Drive Chart

## Tennessee Titans

#	Time Recd	Time Lost	Time Poss	How Ball Obtained	Drive Began	# Play	Yds Gain	Yds Pen	Net Yds	1st Down	Last Scrm	How Given Up
1	7:34	6:46	0:48	Kickoff	TEN 20	2	3	0	3	0	TEN 23	Interception
2	4:50	0:00	4:50	Kickoff	TEN 20	7	48	-10	38	2	HST 42	Punt
3	13:34	10:11	3:23	Punt	TEN 30	5	20	5	25	2	HST 45	Punt
4	3:25	0:53	2:32	Kickoff	TEN 20	7	32	-15	17	2	TEN 37	Punt
5	0:38	0:00	0:38	Kickoff	TEN 14	2	9	0	9	0	TEN 14	End of Half
6	15:00	12:14	2:46	Kickoff	TEN 20	6	80	0	80	3	HST 36	Touchdown
7	9:07	8:21	0:46	Punt	TEN 38	3	7	0	7	0	TEN 45	Interception
8	4:40	0:58	3:42	Kickoff	TEN 20	6	10	-5	5	2	TEN 25	Punt
9	15:00	14:30	0:30	Punt	TEN 25	3	0	0	0	0	TEN 25	Punt
10	11:05	9:47	1:18	Kickoff	TEN 37	3	1	0	1	1	TEN 48	Fumble
11	8:56	5:41	3:15	Kickoff	TEN 20	7	59	5	64	3	* HST 16	Interception
12	3:22	1:06	2:16	Missed FG	TEN 34	5	51	15	66	4	HST 25	Touchdown

(298) Average TEN 25

## Houston Texans

#	Time Recd	Time Lost	Time Poss	How Ball Obtained	Drive Began	# Play	Yds Gain	Yds Pen	Net Yds	1st Down	Last Scrm	How Given Up
1	15:00	7:34	7:26	Kickoff	HST 20	14	80	0	80	5	* TEN 8	Touchdown
2	6:46	4:50	1:56	Interception	TEN 20	4	20	0	20	2	* TEN 7	Touchdown
3	15:00	13:34	1:26	Punt	HST 10	3	11	-5	6	0	HST 16	Punt
4	10:11	3:25	6:46	Punt	HST 1	15	90	-10	80	5	* TEN 19	Field Goal
5	0:53	0:38	0:15	Punt	HST 30	1	58	12	70	2	HST 42	Touchdown
6	12:14	9:07	3:07	Kickoff	HST 20	6	17	0	17	1	HST 37	Punt
7	8:21	8:07	0:14	Interception	TEN 37	1	-1	0	-1	0	TEN 37	Fumble
8	8:07	4:40	3:27	Kickoff	HST 20	7	80	0	80	3	TEN 34	Touchdown
9	0:58	0:00	0:58	Punt	HST 27	3	1	0	1	0	HST 28	Punt
10	14:30	11:05	3:25	Punt	HST 26	8	74	0	74	3	* TEN 4	Touchdown
11	9:47	8:56	0:51	Fumble	TEN 24	2	24	0	24	2	* TEN 1	Touchdown
12	5:41	3:22	2:19	Interception	TEN 30	5	5	0	5	1	TEN 25	Missed FG
13	1:06	0:00	1:06	Kickoff	HST 32	2	-2	0	-2	0	HST 31	End of Game

(475) Average HST 37

\* inside opponent's 20

## Time of Possession by Quarter

	1st	2nd	3rd	4th	OT	Total
Visitor Tennessee Titans	5:38	6:33	7:14	7:19		26:44
Home Houston Texans	9:22	8:27	7:46	7:41		33:16

## Kickoff Drive No.-Start Average

Titans: 8 - TEN 21

Texans: 4 - HST 23

# Miscellaneous Statistics Report

Tennessee Titans vs Houston Texans

11/30/2014 at NRG Stadium

## Ten Longest Plays for Tennessee Titans

Yards	Qtr	Play Start	Play Description
36	3	2-8-HST 36	(12:22) (Shotgun) Z.Mettenberger pass deep right to K.Wright for 36 yards, TOUCHDOWN.
35	4	2-11-TEN 19	(8:23) (Shotgun) J.Locker pass short middle to K.Wright to HST 46 for 35 yards (D.Manning).
25	4	1-10-HST 25	(1:14) (Shotgun) J.Locker pass deep left to N.Washington for 25 yards, TOUCHDOWN.
20	3	2-10-TEN 20	(14:13) (Shotgun) Z.Mettenberger pass deep middle to D.Hagan to TEN 40 for 20 yards (M.Mohamed).
19	3	2-7-TEN 43	(13:15) (Shotgun) Z.Mettenberger pass deep left to D.Hagan pushed ob at HST 38 for 19 yards (K.Lewis).
18	1	1-10-TEN 33	(2:57) Z.Mettenberger pass short right to J.Hunter pushed ob at HST 49 for 18 yards (J.Joseph).
12	2	1-10-TEN 32	(2:00) (Shotgun) Z.Mettenberger pass deep middle to K.Wright to HST 41 for 27 yards (D.Morris). PENALTY on TEN-K.Wright, Unsportsmanlike Conduct, 15 yards, enforced at HST 41.
12	4	1-10-TEN 45	(2:31) (Shotgun) B.Sankey up the middle to HST 43 for 12 yards (D.Swearingen).
11	2	2-4-TEN 36	(13:00) (Shotgun) Z.Mettenberger pass short left to K.Wright to TEN 47 for 11 yards (K.Lewis).
11	4	3-4-HST 40	(6:58) (Shotgun) J.Locker pass short right to N.Washington pushed ob at HST 29 for 11 yards (A.Bouye) [J.Simon].

## Ten Longest Plays for Houston Texans

Yards	Qtr	Play Start	Play Description
58	2	1-10-HST 42	(:47) R.Fitzpatrick pass deep middle to D.Hopkins for 58 yards, TOUCHDOWN.
56	4	3-7-HST 40	(11:57) (Shotgun) R.Fitzpatrick pass short middle to D.Hopkins to TEN 4 for 56 yards (J.McCourty; B.Wreh-Wilson).
34	3	3-8-TEN 34	(4:47) (Shotgun) R.Fitzpatrick pass deep left to D.Hopkins for 34 yards, TOUCHDOWN.
32	3	2-9-HST 32	(6:36) R.Fitzpatrick pass short left to K.Martin to TEN 36 for 32 yards (B.Wreh-Wilson).
31	2	1-10-HST 1	(10:11) (Shotgun) R.Fitzpatrick pass deep left to D.Hopkins to HST 32 for 31 yards (G.Wilson).
23	4	1-10-TEN 24	(9:47) (Shotgun) R.Fitzpatrick pass short right to D.Hopkins to TEN 1 for 23 yards (C.Sensabaugh; W.Woodyard).
18	4	3-17-HST 19	(13:44) (Shotgun) A.Foster up the middle to HST 37 for 18 yards (D.Stafford).
17	3	3-15-HST 15	(11:08) (Shotgun) R.Fitzpatrick pass short right to A.Johnson to HST 32 for 17 yards (G.Wilson).
15	1	3-4-HST 42	(12:34) (Shotgun) A.Foster left end pushed ob at TEN 43 for 15 yards (C.Sensabaugh).
15	2	3-8-HST 45	(7:27) (Shotgun) R.Fitzpatrick pass short middle to A.Johnson to TEN 40 for 15 yards (J.McCourty).

## Touchdown Scoring Information

		Offense	Defense	Special Teams
VISITOR	Tennessee Titans	2	1	0
HOME	Houston Texans	6	0	0

## Player Scoring Information

Club	Player	TD	Rush TD	Rec TD	KO TD	Punt TD	Int TD	Fum TD	Misc TD	FG	XP	2Pt Rush	2Pt Rec	Sfty	Points
TEN	N.Washington	0	0	1	0	0	0	0	0	0	0	0	0	0	6
TEN	K.Wright	0	0	1	0	0	0	0	0	0	0	0	0	0	6
TEN	R.Succop	0	0	0	0	0	0	0	0	0	3	0	0	0	3
HST	D.Hopkins	0	0	2	0	0	0	0	0	0	0	0	0	0	12
HST	R.Bullock	0	0	0	0	0	0	0	0	1	6	0	0	0	9
HST	J.Watt	0	0	1	0	0	0	0	0	0	0	0	0	0	6
HST	R.Griffin	0	0	1	0	0	0	0	0	0	0	0	0	0	6
HST	A.Foster	0	0	1	0	0	0	0	0	0	0	0	0	0	6
HST	A.Johnson	0	0	1	0	0	0	0	0	0	0	0	0	0	6

## Possession Detail

	First Half		Second Half		Game	
	Visitor	Home	Visitor	Home	Visitor	Home
Largest Lead	0	24	0	31	0	31
Drives Leading	0	4	0	8	0	12
Time of Possession Leading	0:00	10:23	0:00	15:27	0:00	25:50
Largest Deficit	-24	0	-31	0	-31	0
Drives Trailing	5	0	7	0	12	0
Time of Possession Trailing	12:11	0:00	14:33	0:00	26:44	0:00
Times Score Tied Up		0		0		0
Lead Changes		1		0		1



# Playtime Percentage

*Percent of playtime per player on offense, defense and special teams*

Tennessee Titans										Houston Texans									
		Offense		Defense		Special Teams				Offense		Defense		Special Teams					
C Spencer	G	62	100%			3	10%	D Newton	T	71	100%			8	26%				
W Svitek	T	62	100%			3	10%	B Brooks	G	71	100%			8	26%				
B Stingily	T	62	100%			3	10%	R Fitzpatrick	QB	65	92%								
A Levitre	G	62	100%					A Johnson	WR	64	90%								
C Warmack	G	61	98%			3	10%	D Hopkins	WR	64	90%								
K Wright	WR	55	89%					D Brown	T	63	89%			8	26%				
N Washington	WR	54	87%					C Myers	C	63	89%								
D Walker	TE	54	87%					A Foster	RB	51	72%								
Z Mettenberger	QB	35	56%					D Johnson	WR	45	63%								
D McCluster	RB	33	53%			3	10%	R Griffin	TE	44	62%			12	39%				
D Hagan	WR	32	52%			19	61%	B Jones	G	42	59%			8	26%				
J Locker	QB	27	44%					X Su'a-Filo	G	37	52%			8	26%				
J Hunter	WR	26	42%					C Fiedorowicz	TE	35	49%			12	39%				
B Sankey	RB	21	34%			8	26%	K Martin	WR	16	23%			6	19%				
B Brackett	TE	15	24%			12	39%	A Blue	RB	13	18%			7	23%				
J Battle	TE	5	8%			20	65%	T Clabo	T	8	11%			8	26%				
C Coffman	TE	5	8%			11	35%	G Graham	TE	8	11%								
S Greene	RB	4	6%					J Grimes	RB	7	10%			15	48%				
L Washington	RB	4	6%					J Prosch	FB	7	10%			12	39%				
E Olsen	G	2	3%					T Savage	QB	6	8%								
K Klug	DT	1	2%	16	23%	13	42%	J Watt	DE	1	1%	46	74%	3	10%				
A Williamson	LB			71	100%	13	42%	D Morris	CB			57	92%	12	39%				
M Griffin	FS			71	100%	8	26%	D Swearinger	SS			53	85%						
J McCourty	CB			70	99%	8	26%	J Rolle	CB			49	79%	19	61%				
G Wilson	FS			67	94%	13	42%	K Lewis	FS			48	77%	4	13%				
B Wreh-Wilson	CB			66	93%	7	23%	D Manning	FS			46	74%	15	48%				
D Morgan	LB			65	92%	7	23%	W Mercilus	LB			44	71%	8	26%				
J Casey	DT			56	79%	6	19%	A Bouye	CB			42	68%	2	6%				
C Sensabaugh	CB			49	69%	8	26%	J Simon	LB			38	61%	11	35%				
Q Groves	LB			38	54%	11	35%	M Mohamed	LB			35	56%	18	58%				
S Hill	NT			37	52%	4	13%	B Cushing	LB			33	53%						
W Woodyard	LB			34	48%	12	39%	B Reed	LB			31	50%	5	16%				
D Moch	LB			29	41%	10	32%	T Jamison	DE			29	47%	4	13%				
R Pitoitua	DE			29	41%	7	23%	J Pagan	DE			27	44%	2	6%				
D Stafford	SS			28	39%	20	65%	J Crick	DE			24	39%	5	16%				
A Woods	NT			21	30%	6	19%	J Joseph	CB			19	31%						
M Martin	DT			20	28%	10	32%	E Pleasant	SS			14	23%	18	58%				
B Ghee	CB			8	11%	12	39%	J Tuggle	LB			13	21%	9	29%				
Z Gooden	LB			3	4%	20	65%	J Powe	NT			13	21%	3	10%				
K Burnett	LB			2	3%	6	19%	R Pickett	DT			9	15%						
B Harris	CB			1	1%	16	52%	J Tarpinian	LB			6	10%	20	65%				
J Staples	LB					16	52%	A Hal	CB			6	10%	16	52%				
B Brinkley	LS					8	26%	M Bullough	LB					17	55%				
B Kern	P					8	26%	R Bullock	K					16	52%				
R Succop	K					7	23%	S Lechler	P					11	35%				
								J Weeks	LS					11	35%				

# 2014 TENNESSEE TITANS SEASON STATISTICS

## Won 2, Lost 10

Date	W-L	Score	OT	Opponent	Attendance
09/07	W	26-10		Kansas City	73,569*
09/14	L	10-26		Dallas	69,143*
09/21	L	7-33		at Cincinnati	56,743*
09/28	L	17-41		at Indianapolis	64,757*
10/05	L	28-29		Cleveland	69,143*
10/12	W	16-14		Jacksonville	69,143*
10/19	L	17-19		at Washington	75,227*
10/26	L	16-30		Houston	69,143*
11/09	L	7-21		at Baltimore	70,914*
11/17	L	24-27		Pittsburgh	69,143*
11/23	L	24-43		at Philadelphia	69,596*
11/30	L	21-45		at Houston	71,714*
12/07				New York Giants	
12/14				New York Jets	
12/18				at Jacksonville	
12/28				Indianapolis	

\* Sellout

Statistic	Tenn.	Opp.
<b>Total First Downs</b>	<b>201</b>	<b>288</b>
Rushing	57	99
Passing	123	168
Penalty	21	21
3rd Down: Made/Att	40/136	74/167
3rd Down Pct.	29.4	44.3
4th Down: Made/Att	4/9	3/7
4th Down Pct.	44.4	42.9
<b>Possession Avg.</b>	<b>26:58</b>	<b>33:02</b>
<b>Total Net Yards</b>	<b>3761</b>	<b>4623</b>
Avg. Per Game	313.4	385.3
Total Plays	672	844
Avg. Per Play	5.6	5.5
<b>Net Yards Rushing</b>	<b>1060</b>	<b>1698</b>
Avg. Per Game	88.3	141.5
Total Rushes	262	401
<b>Net Yards Passing</b>	<b>2701</b>	<b>2925</b>
Avg. Per Game	225.1	243.8
Sacked/Yards Lost	33/205	31/192
Gross Yards	2906	3117
Att./Completions	377/223	412/268
Completion Pct.	59.2	65.0
Had Intercepted	14	11
<b>Punts/Average</b>	<b>65/45.4</b>	<b>50/45.9</b>
<b>Net Punting Avg.</b>	<b>65/40.4</b>	<b>50/41.9</b>
<b>Penalties/Yards</b>	<b>86/779</b>	<b>72/570</b>
<b>Fumbles/Ball Lost</b>	<b>15/7</b>	<b>5/4</b>
<b>Touchdowns</b>	<b>25</b>	<b>37</b>
Rushing	6	13
Passing	18	22
Returns	1	2

Score By Periods	Q1	Q2	Q3	Q4	OT	PTS
<b>Team</b>	<b>30</b>	<b>82</b>	<b>57</b>	<b>44</b>	<b>0</b>	<b>213</b>
<b>Opponents</b>	<b>81</b>	<b>84</b>	<b>73</b>	<b>100</b>	<b>0</b>	<b>338</b>

Scoring	TD	Rush	Rec	Ret	K-PAT	FG	S	PTS
Succop	0	0	0	0	24/24	13/15	0	63
Wright	5	0	5	0			0	30
Walker	4	0	4	0			0	24
Hunter	3	0	3	0			0	18
Greene	2	2	0	0			0	12
Sankey	2	2	0	0			0	12
N. Washington	2	0	2	0			0	12
Battle	1	1	0	0			0	6
Coffman	1	0	1	0			0	6
Hagan	1	0	1	0			0	6
Locker	1	1	0	0			0	6
McCluster	1	0	1	0			0	6
McCourty	1	0	0	1			0	6
L. Washington	1	0	1	0			0	6
<b>Team</b>	<b>25</b>	<b>6</b>	<b>18</b>	<b>1</b>	<b>24/24</b>	<b>13/15</b>	<b>0</b>	<b>213</b>
<b>Opponents</b>	<b>37</b>	<b>13</b>	<b>22</b>	<b>2</b>	<b>37/37</b>	<b>25/29</b>	<b>2</b>	<b>338</b>

2-Pt Conv: TM 0-1, OPP 0-0

Rushing	No.	Yds	Avg	Long	TD
Sankey	122	474	3.9	22	2
Greene	60	220	3.7	20	2
McCluster	35	116	3.3	16	0
Locker	18	107	5.9	29	1
Whitehurst	11	50	4.5	23	0
Wright	3	44	14.7	38	0
L. Washington	5	35	7.0	16	0
Battle	4	9	2.3	5	1
Mettenberger	4	5	1.3	8	0
<b>Team</b>	<b>262</b>	<b>1060</b>	<b>4.0</b>	<b>38</b>	<b>6</b>
<b>Opponents</b>	<b>401</b>	<b>1698</b>	<b>4.2</b>	<b>53</b>	<b>13</b>

Receiving	No.	Yds	Avg	Long	TD
Wright	51	633	12.4	48	5
Walker	44	673	15.3	68	4
N. Washington	29	471	16.2	80t	2
Hunter	28	498	17.8	75t	3
McCluster	22	179	8.1	25	1
Sankey	14	104	7.4	13	0
L. Washington	12	85	7.1	19	1
Hagan	8	129	16.1	38t	1
Coffman	5	50	10.0	18	1
Battle	5	28	5.6	12	0
Stevens	2	26	13.0	20	0
Thompson	2	24	12.0	13	0
Schwenke	1	6	6.0	6	0
<b>Team</b>	<b>223</b>	<b>2906</b>	<b>13.0</b>	<b>80t</b>	<b>18</b>
<b>Opponents</b>	<b>268</b>	<b>3117</b>	<b>11.6</b>	<b>70t</b>	<b>22</b>

Interceptions	No.	Yds	Avg	Long	TD
McCourty	3	0	0.0	0	0
Woodyard	2	20	10.0	13	0
Griffin	2	12	6.0	12	0
Wreh-Wilson	1	34	34.0	34	0
Stafford	1	33	33.0	33	0
Ghee	1	0	0.0	0	0
Wilson	1	0	0.0	0	0
<b>Team</b>	<b>11</b>	<b>99</b>	<b>9.0</b>	<b>34</b>	<b>0</b>
<b>Opponents</b>	<b>14</b>	<b>188</b>	<b>13.4</b>	<b>67</b>	<b>1</b>

Punting	No.	Yds	Avg	Net	TB	In	Lg	B
Kern	64	2953	46.1	40.4	5	20	69	1
<b>Team</b>	<b>65</b>	<b>2953</b>	<b>45.4</b>	<b>40.4</b>	<b>5</b>	<b>20</b>	<b>69</b>	<b>1</b>
<b>Opponents</b>	<b>50</b>	<b>2294</b>	<b>45.9</b>	<b>41.9</b>	<b>3</b>	<b>20</b>	<b>69</b>	

Punt Returns	Ret	FC	Yds	Avg	Long	TD
McCluster	17	12	125	7.4	48	0
L. Washington	2	1	10	5.0	9	0
Griffin	1	0	5	5.0	5	0
<b>Team</b>	<b>20</b>	<b>13</b>	<b>140</b>	<b>7.0</b>	<b>48</b>	<b>0</b>
<b>Opponents</b>	<b>31</b>	<b>17</b>	<b>227</b>	<b>7.3</b>	<b>30</b>	<b>0</b>

Kickoff Returns	No.	Yds	Avg	Long	TD
L. Washington	20	470	23.5	50	0
Sankey	7	198	28.3	42	0
Andrews	2	47	23.5	27	0
Battle	2	43	21.5	22	0
Klug	2	32	16.0	20	0
<b>Team</b>	<b>33</b>	<b>790</b>	<b>23.9</b>	<b>50</b>	<b>0</b>
<b>Opponents</b>	<b>23</b>	<b>599</b>	<b>26.0</b>	<b>107t</b>	<b>1</b>

Field Goals	1-19	20-29	30-39	40-49	50+
Succop	0/0	4/4	5/5	4/6	0/0
<b>Team</b>	<b>0/0</b>	<b>4/4</b>	<b>5/5</b>	<b>4/6</b>	<b>0/0</b>
<b>Opponents</b>	<b>0/0</b>	<b>6/6</b>	<b>11/11</b>	<b>6/9</b>	<b>2/3</b>

Succop: (36G,31G,46G,47G) (47G) (40N,44N) (36G) () (25G,21G,42G) (36G) (35G) () (20G) (20G) ()  
 OPP: (35G,48N) (48G,44G,51G,48G) (29G) (31G,30G) (38G,42G) (55B) (31G,31G,27G,22G) (30G,29G,49G) () (49G,23G) (36G,26G,49N,35G,30G,50G) (37G,43N)

**Sacks:** Casey 5, Morgan 3.5, Griffin 3, Williamson 3, Hill 2, Klug 2, Phillips TM 2, Pitoitua 2, Wimbley 2, Woodyard 1.5, Groves 1, Huff 1, Pollard 1, Sensabaugh 1, Stafford 1, TM 31, OPP 33

**FUM/Lost:** Locker 3/1, Mettenberger 2/1, L. Washington 2/0, Whitehurst 2/0, Greene 1/1, McCluster 1/1, Sankey 1/1, Schwenke 1/1, Walker 1/0, Wright 1/1

Passing	Att	Cmp	Yds	Cmp%	Yds/Att	TD	TD%	Int	Int%	Long	Sack/Lost	Rating
Mettenberger	155	93	1287	60.0	8.30	8	5.2	6	3.9	80t	13/105	87.8
Locker	124	71	855	57.3	6.90	5	4.0	6	4.8	61t	11/58	71.8
Whitehurst	98	59	764	60.2	7.80	5	5.1	2	2.0	75t	9/42	93.2
<b>Team</b>	<b>377</b>	<b>223</b>	<b>2906</b>	<b>59.2</b>	<b>7.71</b>	<b>18</b>	<b>4.8</b>	<b>14</b>	<b>3.7</b>	<b>80t</b>	<b>33/205</b>	<b>83.9</b>
<b>Opponents</b>	<b>412</b>	<b>268</b>	<b>3117</b>	<b>65.0</b>	<b>7.57</b>	<b>22</b>	<b>5.3</b>	<b>11</b>	<b>2.7</b>	<b>70t</b>	<b>31/192</b>	<b>94.5</b>

## **TITANS FALL TO 2-11 WITH 36-7 LOSS TO GIANTS**

**BY TERESA M. WALKER  
ASSOCIATED PRESS  
DECEMBER 7, 2014**

NASHVILLE, Tenn. (AP) -- Eli Manning threw for 260 yards and a touchdown, and the New York Giants snapped a seven-game skid with 36-7 victory over the Tennessee Titans Sunday at LP Field.

Tennessee (2-11) lost its seventh straight and for the 11th time in 12 games, marking the franchise's longest skid since losing 11 straight in 1994 as the then-Houston Oilers.

The Giants (4-9) won for the first time since Oct. 5 with two rookies having big games. Odell Beckham Jr. set a team rookie record with his fourth game with 100 yards receiving this season: 11 catches for 130 yards and a TD. Andre Williams ran for a season-high 131 yards, including a 50-yard TD.

Manning and Beckham connected early and often, helping the Giants dominate with a 402-207 edge in total offense. New York's defense also recorded eight QB sacks.

The Titans' loss became even more painful with rookie quarterback Zach Mettenberger hurting his sprained right shoulder in the fourth quarter, and he did not return. Mettenberger said his shoulder hurt after the game, and he will have an MRI exam Monday.

"Obviously, it was a tough day today," Titans coach Ken Whisenhunt said. "It's not fun, but we're working. The only thing is our guys, they're trying, they're working hard, and we'll keep working and come out of it."

The Titans had only four players that started the season at their offensive positions with left tackle Taylor Lewan and right tackle Michael Oher missing their second

straight starts because of injuries. When right tackle Byron Stingily went down, Tennessee finished with a tackle signed Tuesday.

The Titans' only points came when Marqueston Huff returned an interception 23 yards for a TD.

Mettenberger completed 14-of-24 passes for 125 yards and an interception before leaving the game early in the fourth quarter. Jake Locker finished out the game, completing 9-of-11 passes for 81 yards and an interception.

###

## Week 14

NFL Copyright © 2014 by The National Football League. All rights reserved. This summary and play-by-play is for the express purpose of assisting media in their coverage of the game; any other use of this material is prohibited without the written permission of the National Football League. Updated: 12/10/2014

Start Time: 12:03 PM Central

Outdoor Weather: Cloudy, Wind Chill: 42

Replay Official: Smith, Billy ()

CB 30 J.McCourty

WR 13 K.Wright, RB 23 S.Greene, DB 35 J.Thomas, T 72 M.Oher, T 77  
T.Lewan, DL 90 D.Jones, OLB 95 K.Wimbley

J.Brown		(20)	(19)	(36)	(52)	(42)	R.Succop		42WR	
		1	2	3	4	OT	Total			
VISITOR:	New York Giants	17	6	10	3	0	36			
HOME:	Tennessee Titans	0	0	7	0	0	7			

Team	Qtr	Time	Play Description (Extra Point) (Drive Info)	Visitor	Home
Giants	1	7:59	J.Brown 20 yd. Field Goal (14-78, 7:01)	3	0
Giants	1	4:41	O.Beckham 15 yd. pass from E.Manning (J.Brown kick) (4-72, 1:30)	10	0
Giants	1	1:07	M.Kuhn 26 yd. fumble return (J.Brown kick)	17	0
Giants	2	1:38	J.Brown 19 yd. Field Goal (16-67, 7:08)	20	0
Giants	2	0:07	J.Brown 36 yd. Field Goal (8-45, 1:03)	23	0
Giants	3	12:06	A.Williams 50 yd. run (J.Brown kick) (3-59, 1:21)	30	0
Titans	3	8:36	M.Huff 23 yd. interception return (R.Succop kick)	30	7
Giants	3	0:33	J.Brown 52 yd. Field Goal (8-30, 4:10)	33	7
Giants	4	11:22	J.Brown 42 yd. Field Goal (7-11, 2:49)	36	7
Paid Attendance: 69,143				Time: 3:04	

## Final Team Statistics

	Visitor Giants	Home Titans
TOTAL FIRST DOWNS	19	12
By Rushing	6	2
By Passing	13	9
By Penalty	0	1
THIRD DOWN EFFICIENCY	8-18-44%	2-13-15%
FOURTH DOWN EFFICIENCY	0-0-0%	1-3-33%
TOTAL NET YARDS	402	207
Total Offensive Plays (inc. times thrown passing)	73	57
Average gain per offensive play	5.5	3.6
NET YARDS RUSHING	142	61
Total Rushing Plays	30	14
Average gain per rushing play	4.7	4.4
Tackles for a loss-number and yards	3-7	0-0
NET YARDS PASSING	260	146
Times thrown - yards lost attempting to pass	0-0	8-60
Gross yards passing	260	206
PASS ATTEMPTS-COMPLETIONS-HAD INTERCEPTED	43-26-1	35-23-2
Avg gain per pass play (inc.# thrown passing)	6.0	3.4
KICKOFFS Number-In End Zone-Touchbacks	9-6-5	2-2-1
PUNTS Number and Average	4-46.5	6-47.3
Had Blocked	0	0
FGs - PATs Had Blocked	0-0	0-0
Net Punting Average	40.5	39.2
TOTAL RETURN YARDAGE (Not Including Kickoffs)	75	27
No. and Yards Punt Returns	4-49	1-4
No. and Yards Kickoff Returns	1-20	4-63
No. and Yards Interception Returns	2-26	1-23
PENALTIES Number and Yards	7-70	5-39
FUMBLES Number and Lost	0-0	2-1
TOUCHDOWNS	3	1
Rushing	1	0
Passing	1	0
Interceptions	0	1
Fumbles	1	0
EXTRA POINTS Made-Attempts	3-3	1-1
Kicking Made-Attempts	3-3	1-1
FIELD GOALS Made-Attempts	5-5	0-1
RED ZONE EFFICIENCY	1-5-20%	0-1-0%
GOAL TO GO EFFICIENCY	0-2-0%	0-0-0%
SAFETIES	0	0
FINAL SCORE	36	7
TIME OF POSSESSION	34:43	25:17

# Final Individual Statistics

## New York Giants

RUSHING	ATT	YDS	AVG	LG	TD
A.Williams	24	131	5.5	50	1
O.Beckham	1	9	9.0	9	0
R.Jennings	2	5	2.5	4	0
O.Darkwa	1	0	0.0	0	0
R.Nassib	2	-3	-1.5	-1	0
Total	30	142	4.7	50	1

PASSING	ATT	CMP	YDS	SK/YD	TD	LG	IN	RT
E.Manning	42	26	260	0/0	1	50	1	77.5
O.Beckham	1	0	0	0/0	0	0	0	39.6
Total	43	26	260	0/0	1	50	1	75.7

PASS RECEIVING	TAR	REC	YDS	AVG	LG	TD
O.Beckham	15	11	130	11.8	50	1
P.Parker	5	5	60	12.0	17	0
L.Donnell	7	4	28	7.0	11	0
A.Williams	5	3	16	5.3	8	0
R.Jennings	1	1	17	17.0	17	0
R.Randle	3	1	9	9.0	9	0
A.Robinson	1	1	0	0.0	0	0
K.Ogletree	3	0	0	0.0	0	0
D.Fells	1	0	0	0.0	0	0
O.Darkwa	1	0	0	0.0	0	0
Total	42	26	260	10.0	50	1

INTERCEPTIONS	NO	YDS	AVG	LG	TD
D.Rodgers-Cromartie	1	16	16.0	16	0
Q.Demps	1	10	10.0	10	0
Total	2	26	13.0	16	0

PUNTING	NO	YDS	AVG	NET	TB	IN20	LG
S.Weatherford	4	186	46.5	40.5	1	1	61
Total	4	186	46.5	40.5	1	1	61

PUNT RETURNS	NO	YDS	AVG	FC	LG	TD
O.Beckham	4	49	12.3	1	21	0
R.Randle	0	0	0.0	1	0	0
Total	4	49	12.3	2	21	0

KICKOFF RETURNS	NO	YDS	AVG	FC	LG	TD
P.Parker	1	20	20.0	0	20	0
[TOUCHBACK]	1	0	0.0	0	0	0
Total	1	20	20.0	0	20	0

## Tennessee Titans

RUSHING	ATT	YDS	AVG	LG	TD
J.Locker	2	28	14.0	21	0
B.Sankey	9	25	2.8	7	0
L.Washington	2	9	4.5	5	0
Z.Mettenberger	1	-1	-1.0	-1	0
Total	14	61	4.4	21	0

PASSING	ATT	CMP	YDS	SK/YD	TD	LG	IN	RT
Z.Mettenberger	24	14	125	5/33	0	30	1	55.0
J.Locker	11	9	81	3/27	0	18	1	59.5
Total	35	23	206	8/60	0	30	2	57.6

PASS RECEIVING	TAR	REC	YDS	AVG	LG	TD
D.Hagan	7	6	62	10.3	26	0
D.Walker	10	4	27	6.8	12	0
N.Washington	3	3	56	18.7	30	0
K.Durham	3	3	30	10.0	12	0
D.McCluster	4	2	10	5.0	12	0
L.Washington	3	2	10	5.0	8	0
B.Sankey	3	2	2	1.0	3	0
K.Klug	1	1	9	9.0	9	0
C.Coffman	1	0	0	0.0	0	0
Total	35	23	206	9.0	30	0

INTERCEPTIONS	NO	YDS	AVG	LG	TD
M.Huff	1	23	23.0	23	1
Total	1	23	23.0	23	1

PUNTING	NO	YDS	AVG	NET	TB	IN20	LG
B.Kern	6	284	47.3	39.2	0	1	55
Total	6	284	47.3	39.2	0	1	55

PUNT RETURNS	NO	YDS	AVG	FC	LG	TD
D.McCluster	1	4	4.0	2	4	0
[TOUCHBACK]	1	0	0.0	0	0	0
Total	1	4	4.0	2	4	0

KICKOFF RETURNS	NO	YDS	AVG	FC	LG	TD
A.Andrews	3	63	21.0	0	23	0
M.Martin	1	0	0.0	0	0	0
[TOUCHBACK]	5	0	0.0	0	0	0
Total	4	63	15.8	0	23	0

## New York Giants

FUMBLES	FUM	LOST	OWN-REC	YDS	TD	FORCED	OPP-REC	YDS	TD	OUT-BDS
D.Kennard	0	0	0	0	0	1	0	0	0	0
J.Pierre-Paul	0	0	0	0	0	1	0	0	0	0
M.Kuhn	0	0	0	0	0	0	1	26	1	0
Total	0	0	0	0	0	2	1	26	1	0

## Tennessee Titans

FUMBLES	FUM	LOST	OWN-REC	YDS	TD	FORCED	OPP-REC	YDS	TD	OUT-BDS
Z.Mettenberger	2	1	0	0	0	0	0	0	0	0
L.Washington	0	0	1	0	0	0	0	0	0	0
Total	2	1	1	0	0	0	0	0	0	0

## Play By Play

## First Quarter

12/7/2014

TEN wins the coin toss and elects to defer. NYG elects to Receive, and TEN elects to defend the north goal.

R.Succop kicks 65 yards from TEN 35 to end zone, Touchback.

New York Giants at 15:00

1-10-NYG 20	(15:00) A.Williams right guard to NYG 24 for 4 yards (B.Wreh-Wilson; A.Williamson).	
2-6-NYG 24	(14:27) (Shotgun) E.Manning pass short right to P.Parker to NYG 36 for 12 yards (J.McCourt; W.Woodyard).	P1
1-10-NYG 36	(13:50) A.Williams right tackle to NYG 36 for no gain (Q.Groves).	
2-10-NYG 36	(13:16) (Shotgun) E.Manning pass short left to R.Randle pushed ob at NYG 45 for 9 yards (J.McCourt).	
3-1-NYG 45	(12:38) (No Huddle, Shotgun) A.Williams right tackle to NYG 49 for 4 yards (J.Casey; W.Woodyard).	R2
1-10-NYG 49	(12:03) O.Beckham pass incomplete deep right to R.Randle [W.Woodyard]. TEN-B.Wreh-Wilson was injured during the play. His return is Questionable.	
2-10-NYG 49	(11:55) (Shotgun) E.Manning pass short right to O.Beckham pushed ob at TEN 45 for 6 yards (J.McCourt).	
3-4-TEN 45	(11:25) (No Huddle, Shotgun) E.Manning pass short left to P.Parker to TEN 30 for 15 yards (M.Huff).	P3
1-10-TEN 30	(10:48) (No Huddle, Shotgun) R.Jennings up the middle to TEN 26 for 4 yards (A.Williamson).	
2-6-TEN 26	(10:09) (Shotgun) E.Manning pass deep right to O.Beckham to TEN 8 for 18 yards (M.Griffin).	P4
1-8-TEN 8	(9:30) (No Huddle, Shotgun) A.Williams up the middle to TEN 5 for 3 yards (M.Griffin).	
2-5-TEN 5	(8:53) (No Huddle, Shotgun) E.Manning pass short right to L.Donnell to TEN 2 for 3 yards (M.Griffin).	
3-2-TEN 2	(8:09) (Shotgun) E.Manning pass incomplete short right to L.Donnell.	
4-2-TEN 2	(8:04) (Field Goal formation) J.Brown 20 yard field goal is GOOD, Center-Z.DeOssie, Holder-S.Weatherford.	

NYG 3 TEN 0, 14 plays, 78 yards, 7:01 drive, 7:01 elapsed

J.Brown kicks 53 yards from NYG 35 to TEN 12. A.Andrews to TEN 30 for 18 yards (N.Berhe; C.Fenner).

Tennessee Titans at 7:59, (1st play from scrimmage 7:54)

1-10-TEN 30	(7:54) B.Sankey right guard to TEN 33 for 3 yards (J.Pierre-Paul; C.Jenkins).	
2-7-TEN 33	(7:10) B.Sankey left guard to TEN 36 for 3 yards (C.Brown).	
3-4-TEN 36	(6:27) (Shotgun) Z.Mettenberger pass incomplete short right to D.McCluster.	
4-4-TEN 36	(6:23) (Punt formation) B.Kern punts 52 yards to NYG 12, Center-B.Brinkley. O.Beckham pushed ob at NYG 28 for 16 yards (G.Wilson).	

New York Giants at 6:11

1-10-NYG 28	(6:11) (Shotgun) E.Manning pass deep middle to O.Beckham to TEN 22 for 50 yards (J.McCourt).	P5
1-10-TEN 22	(5:22) (No Huddle, Shotgun) E.Manning pass short right to O.Beckham to TEN 15 for 7 yards (J.McCourt).	
2-3-TEN 15	(4:50) (No Huddle, Shotgun) E.Manning pass incomplete short right to O.Beckham.	
	Timeout #1 by NYG at 04:47.	
3-3-TEN 15	(4:47) (Shotgun) E.Manning pass short left to O.Beckham for 15 yards, TOUCHDOWN.	P6
	J.Brown extra point is GOOD, Center-Z.DeOssie, Holder-S.Weatherford.	

NYG 10 TEN 0, 4 plays, 72 yards, 1:30 drive, 10:19 elapsed

J.Brown kicks 65 yards from NYG 35 to end zone, Touchback.

Tennessee Titans at 4:41

1-10-TEN 20	(4:41) (Shotgun) Z.Mettenberger pass short right to D.Walker to TEN 20 for no gain (M.Patterson).	
2-10-TEN 20	(4:04) (Shotgun) Z.Mettenberger pass short right to D.Hagan ran ob at TEN 25 for 5 yards.	
3-5-TEN 25	(3:33) (Shotgun) Z.Mettenberger sacked at TEN 19 for -6 yards (J.McClain).	
4-11-TEN 19	(2:54) (Punt formation) B.Kern punts 55 yards to NYG 26, Center-B.Brinkley. O.Beckham to NYG 47 for 21 yards (A.Williamson).	

New York Giants at 2:40

1-10-NYG 47	(2:40) A.Williams right tackle to NYG 46 for -1 yards (Q.Groves).	
2-11-NYG 46	(2:00) (Shotgun) E.Manning pass incomplete short left to K.Ogletree (B.Harris) [J.Casey].	
3-11-NYG 46	(1:55) (Shotgun) PENALTY on NYG-E.Manning, Delay of Game, 5 yards, enforced at NYG 46 - No Play.	
3-16-NYG 41	(1:55) (Shotgun) E.Manning pass short left to O.Beckham to NYG 43 for 2 yards (B.Harris).	
	PENALTY on NYG-O.Beckham, Unsportsmanlike Conduct, 15 yards, enforced at NYG 43.	
4-29-NYG 28	(1:29) (Punt formation) S.Weatherford punts 45 yards to TEN 27, Center-Z.DeOssie. D.McCluster to TEN 31 for 4 yards (Z.DeOssie).	

Tennessee Titans at 1:18

1-10-TEN 31	(1:18) Z.Mettenberger sacked at TEN 25 for -6 yards (D.Kennard). FUMBLES (D.Kennard), RECOVERED by NYG-M.Kuhn at TEN 26. M.Kuhn for 26 yards, TOUCHDOWN.	
-------------	--	--

New York Giants at 1:07

J.Brown extra point is GOOD, Center-Z.DeOssie, Holder-S.Weatherford.

NYG 17 TEN 0, 0 plays, 26 yards, 0:00 drive, 13:53 elapsed



New York Giants vs Tennessee Titans at LP Field

J.Brown kicks 65 yards from NYG 35 to end zone, Touchback.

Tennessee Titans at 1:07

1-10-TEN 20 (1:07) (Shotgun) B.Sankey up the middle to TEN 23 for 3 yards (D.Kennard).

2-7-TEN 23 (:35) (No Huddle, Shotgun) B.Sankey up the middle to TEN 26 for 3 yards (S.Brown; J.Pierre-Paul).

END OF QUARTER

	Score	Time Poss	First Downs				Efficiencies	
			R	P	X	T	3 Down	4 Down
New York Giants	17	9:53	1	5	0	6	3/5	0/0
Tennessee Titans	0	5:07	0	0	0	0	0/2	0/0

## Play By Play

## Second Quarter

12/7/2014

Tennessee Titans continued.

3-4-TEN 26	(15:00) (Shotgun) Z.Mettenberger pass short left to D.McCluster to TEN 38 for 12 yards (C.Brown).	P1
<u>1-10-TEN 38</u>	(14:22) (No Huddle, Shotgun) Z.Mettenberger pass incomplete deep right to D.Walker [J.Hankins].	
2-10-TEN 38	(14:16) (Shotgun) Z.Mettenberger pass short middle to D.Walker to TEN 45 for 7 yards (D.Kennard). TEN-B.Stingily was injured during the play. His return is Questionable.	
3-3-TEN 45	(13:38) (Shotgun) Z.Mettenberger pass short right to N.Washington to NYG 48 for 7 yards.	
	PENALTY on TEN-T.Jones, Illegal Use of Hands, 10 yards, enforced at TEN 45 - No Play.	
3-13-TEN 35	(13:09) (Shotgun) Z.Mettenberger pass short middle to K.Durham to TEN 47 for 12 yards (J.McClain).	
	Timeout #1 by TEN at 12:28.	
4-1-TEN 47	(12:28) Z.Mettenberger pass short right to K.Klug to NYG 44 for 9 yards (J.McClain).	P2
<u>1-10-NYG 44</u>	(11:45) (Shotgun) Z.Mettenberger pass short middle to B.Sankey to NYG 45 for -1 yards (D.Kennard).	
2-11-NYG 45	(11:14) (Shotgun) Z.Mettenberger pass short left to N.Washington pushed ob at NYG 31 for 14 yards (C.Brown).	P3
<u>1-10-NYG 31</u>	(10:47) (Shotgun) Z.Mettenberger pass short right to B.Sankey to NYG 28 for 3 yards (J.McClain).	
2-7-NYG 28	(10:19) (Shotgun) B.Sankey right guard to NYG 26 for 2 yards (D.Kennard).	
3-5-NYG 26	(9:37) (Shotgun) Z.Mettenberger pass short left to D.Hagan to NYG 24 for 2 yards (A.Rolle).	
4-3-NYG 24	(8:52) (Field Goal formation) R.Succop 42 yard field goal is No Good, Wide Right, Center-B.Brinkley, Holder-B.Kern.	

New York Giants at 8:46

1-10-NYG 32	(8:46) (Shotgun) E.Manning pass short right to L.Donnell to NYG 43 for 11 yards (W.Woodyard).	P7
<u>1-10-NYG 43</u>	(8:02) (Shotgun) A.Williams left tackle to NYG 40 for -3 yards (J.Casey; A.Williamson).	
2-13-NYG 40	(7:22) (Shotgun) E.Manning pass short middle to L.Donnell to NYG 49 for 9 yards (W.Woodyard).	
3-4-NYG 49	(6:42) (Shotgun) E.Manning pass short right to O.Beckham ran ob at TEN 45 for 6 yards.	P8
<u>1-10-TEN 45</u>	(6:18) (Shotgun) A.Williams left tackle to TEN 41 for 4 yards (B.Harris).	
2-6-TEN 41	(5:43) (Shotgun) E.Manning pass incomplete deep right to R.Randle.	
3-6-TEN 41	(5:38) (Shotgun) E.Manning pass short left to O.Beckham pushed ob at TEN 34 for 7 yards (J.McCourty).	P9
<u>1-10-TEN 34</u>	(5:07) (Shotgun) E.Manning pass incomplete short left [J.Casey].	
2-10-TEN 34	(5:02) (Shotgun) R.Jennings up the middle to TEN 33 for 1 yard (G.Wilson).	
3-9-TEN 33	(4:23) (Shotgun) PENALTY on TEN-K.Klug, Neutral Zone Infraction, 5 yards, enforced at TEN 33 - No Play.	
3-4-TEN 28	(4:00) (Shotgun) E.Manning pass short left to P.Parker ran ob at TEN 15 for 13 yards (B.Harris).	P10
<u>1-10-TEN 15</u>	(3:26) (Shotgun) E.Manning pass short right to O.Beckham to TEN 9 for 6 yards (B.Harris).	
2-4-TEN 9	(2:44) (No Huddle, Shotgun) E.Manning pass short right to L.Donnell to TEN 4 for 5 yards (M.Huff).	P11

Two-Minute Warning

<u>1-4-TEN 4</u>	(2:00) A.Williams right guard to TEN 1 for 3 yards (W.Woodyard).	
	Timeout #2 by TEN at 01:55.	
2-1-TEN 1	(1:55) A.Williams up the middle to TEN 1 for no gain (A.Williamson).	
	Timeout #3 by TEN at 01:48.	
3-1-TEN 1	(1:48) E.Manning pass incomplete short middle to D.Fells.	
4-1-TEN 1	(1:43) (Field Goal formation) J.Brown 19 yard field goal is GOOD, Center-Z.DeOssie, Holder-S.Weatherford.	

NYG 20 TEN 0, 16 plays, 67 yards, 1 penalty, 7:08 drive, 13:22 elapsed

J.Brown kicks 65 yards from NYG 35 to end zone, Touchback.

PENALTY on NYG-P.Hazel, Offside on Free Kick, 5 yards, enforced at TEN 20.

Tennessee Titans at 1:38

1-10-TEN 25	(1:38) (Shotgun) Z.Mettenberger sacked at TEN 17 for -8 yards (J.Pierre-Paul). FUMBLES (J.Pierre-Paul), recovered by TEN-L.Washington at TEN 17. L.Washington to TEN 17 for no gain (J.Pierre-Paul). Penalty on TEN-B.Stingily, Illegal Use of Hands, declined.	
2-18-TEN 17	(1:38) L.Washington up the middle to TEN 22 for 5 yards (A.Rolle).	
	Timeout #2 by NYG at 01:21.	
3-13-TEN 22	(1:21) Z.Mettenberger pass incomplete short left to D.Walker.	
4-13-TEN 22	(1:17) (Punt formation) B.Kern punts 41 yards to NYG 37, Center-B.Brinkley, fair catch by O.Beckham.	

New York Giants at 1:10

1-10-NYG 37	(1:10) (Shotgun) E.Manning pass short left to A.Williams pushed ob at NYG 44 for 7 yards (J.McCourty) [J.Casey].	
2-3-NYG 44	(1:04) (No Huddle, Shotgun) E.Manning pass short left to A.Williams pushed ob at TEN 48 for 8 yards (J.McCourty).	P12
<u>1-10-TEN 48</u>	(1:04) (No Huddle, Shotgun) A.Williams left tackle to TEN 35 for 13 yards (M.Griffin).	R13

- 1-10-TEN 35 (:34) (No Huddle, Shotgun) E.Manning pass deep right to P.Parker ran ob at TEN 18 for 17 yards.
- 1-10-TEN 18 (:27) (No Huddle, Shotgun) E.Manning pass incomplete short right to O.Beckham.
- 2-10-TEN 18 (:21) (No Huddle, Shotgun) E.Manning pass incomplete short right to O.Darkwa (D.Moch).
- 3-10-TEN 18 (:16) (Shotgun) E.Manning pass incomplete deep middle to K.Ogletree.
- 4-10-TEN 18 (:12) (Field Goal formation) J.Brown 36 yard field goal is GOOD, Center-Z.DeOssie, Holder-S.Weatherford.

NYG 23 TEN 0, 8 plays, 45 yards, 1:03 drive, 14:53 elapsed

J.Brown kicks 39 yards from NYG 35 to TEN 26. M.Martin (didn't try to advance) to TEN 26 for no gain (O.Darkwa).

Tennessee Titans at 0:07, (1st play from scrimmage 0:03)

- 1-10-TEN 26 (:03) Z.Mettenberger kneels to TEN 26 for no gain.  
PENALTY on TEN-C.Spencer, False Start, 5 yards, enforced at TEN 26 - No Play.
- 1-15-TEN 21 (:03) Z.Mettenberger kneels to TEN 20 for -1 yards.

END OF QUARTER	Score	Time Poss	First Downs				Efficiencies	
			R	P	X	T	3 Down	4 Down
New York Giants	23	8:11	1	7	0	8	3/5	0/0
Tennessee Titans	0	6:49	0	3	0	3	1/4	1/1

## First Half Summary

## PERIOD SCORES

Giants 17 6 = 23  
Titans 0 0 = 0

## TIME OF POSSESSION

Giants 18:04  
Titans 11:56

## Scoring Plays

Team	Qtr	Time	Play Description (Extra Point) (Drive Info)	Visitor	Home
Giants	1	7:59	J.Brown 20 yd. Field Goal (14-78, 7:01)	3	0
Giants	1	4:41	O.Beckham 15 yd. pass from E.Manning (J.Brown kick) (4-72, 1:30)	10	0
Giants	1	1:07	M.Kuhn 26 yd. fumble return (J.Brown kick)	17	0
Giants	2	1:38	J.Brown 19 yd. Field Goal (16-67, 7:08)	20	0
Giants	2	0:07	J.Brown 36 yd. Field Goal (8-45, 1:03)	23	0

	New York Giants	Tennessee Titans
TOTAL FIRST DOWNS	14	3
First Downs Rushing-Passing-by Penalty	2 - 12 - 0	0 - 3 - 0
THIRD DOWN EFFICIENCY	6-10-60%	1-6-17%
TOTAL NET YARDS	258	62
Total Offensive Plays	42	23
NET YARDS RUSHING	32	18
NET YARDS PASSING	226	44
Gross Yards Passing	226	63
Times thrown-yards lost attempting to pass	0-0	3-19
Pass Attempts-Completions-Had Intercepted	30 - 20 - 0	13 - 10 - 0
Punts-Number and Average	1 - 45	3 - 49.3
Penalties-Number and Yards	3 - 25	3 - 20
Fumbles-Number and Lost	0 - 0	2 - 1
Red Zone Efficiency	1-4-25%	0-0-0%
Average Drive Start	NYG 33	TEN 25

New York Giants										Tennessee Titans																
RUSHING					ATT	YDS	AVG	LG	TD	RUSHING					ATT	YDS	AVG	LG	TD							
A.Williams					10	27	2.7	13	0	B.Sankey					5	14	2.8	3	0							
R.Jennings					2	5	2.5	4	0	L.Washington					1	5	5.0	5	0							
										Z.Mettenberger					1	-1	-1.0	-1	0							
Total					12	32	2.7	13	0	Total					7	18	2.6	5	0							
PASSING					ATT	CMP	YDS	SK/YD	TD	LG	IN	RT	PASSING					ATT	CMP	YDS	SK/YD	TD	LG	IN	RT	
E.Manning					29	20	226	0/0	1	50	0	103.5	Z.Mettenberger					13	10	63	3/19	0	14	0	86.4	
O.Beckham					1	0	0	0/0	0	0	0	39.6														
Total					30	20	226	0/0	1	50	0	100.1	Total					13	10	63	3/19	0	14	0	86.4	
PASS RECEIVING					TAR	REC	YDS	AVG	LG	TD	PASS RECEIVING					TAR	REC	YDS	AVG	LG	TD					
O.Beckham					11	9	117	13.0	50	1	D.Walker					4	2	7	3.5	7	0					
P.Parker					4	4	57	14.3	17	0	D.Hagan					2	2	7	3.5	5	0					
L.Donnell					5	4	28	7.0	11	0	B.Sankey					2	2	2	1.0	3	0					
A.Williams					2	2	15	7.5	8	0	N.Washington					1	1	14	14.0	14	0					
R.Randle					3	1	9	9.0	9	0	D.McCluster					2	1	12	12.0	12	0					
K.Ogletree					2	0	0	0.0	0	0	K.Durham					1	1	12	12.0	12	0					
O.Darkwa					1	0	0	0.0	0	0	K.Klug					1	1	9	9.0	9	0					
D.Fells					1	0	0	0.0	0	0																
Total					29	20	226	11.3	50	1	Total					13	10	63	6.3	14	0					

New York Giants				Regular Defensive Plays									Special Teams						Misc			
	TKL	AST	COMB	SK	/ YDS	TFL	Q	IN	PD	FF	FR	TKL	AST	FF	FR	BL	TKL	AST	FF	FR		
D.Kennard	5	0	5	1	5	1	0	0	0	1	0	0	0	0	0	0	0	0	0	0		
J.McClain	4	0	4	1	6	1	1	0	0	0	0	0	0	0	0	0	0	0	0	0		
J.Pierre-Paul	2	2	4	1	8	1	0	0	0	1	0	0	0	0	0	0	0	0	0	0		
C.Brown	3	0	3	0	0	0	0	0	0	0	0	0	0	0	0	0	0	0	0	0		
Total	14	2	16	3	19	3	1	0	0	2	0	0	0	0	0	0	0	0	0	0		

12/7/2014 at LP Field

[illegible]

Third Quarter

12/7/2014

Play By Play

TEN elects to Receive, and NYG elects to defend the North goal.

J.Brown kicks 67 yards from NYG 35 to TEN -2. A.Andrews to TEN 20 for 22 yards (K.Wynn).

Tennessee Titans at 15:00, (1st play from scrimmage 14:53)

- 1-10-TEN 20 (14:53) B.Sankey right tackle to TEN 27 for 7 yards (J.Hankins).
- 2-3-TEN 27 (14:20) B.Sankey left guard to TEN 27 for no gain (J.McClain).
- 3-3-TEN 27 (13:43) (Shotgun) Z.Mettenberger pass incomplete short right to D.Walker.
- 4-3-TEN 27 (13:39) (Punt formation) B.Kern punts 51 yards to NYG 22, Center-B.Brinkley. O.Beckham to NYG 26 for 4 yards (B.Harris).  
PENALTY on TEN-M.Huff, Face Mask (15 Yards), 15 yards, enforced at NYG 26.

New York Giants at 13:27

- 1-10-NYG 41 (13:27) A.Williams up the middle to NYG 45 for 4 yards (J.Casey).
- 2-6-NYG 45 (12:56) A.Williams up the middle to 50 for 5 yards (R.Pitoitua).
- 3-1-50 (12:15) A.Williams left tackle for 50 yards, TOUCHDOWN.  
J.Brown extra point is GOOD, Center-Z.DeOssie, Holder-S.Weatherford.

R15

NYG 30 TEN 0, 3 plays, 59 yards, 1:21 drive, 2:54 elapsed
---

J.Brown kicks 65 yards from NYG 35 to end zone, Touchback.

Tennessee Titans at 12:06

- 1-10-TEN 20 (12:06) Z.Mettenberger pass deep left to D.Hagan to TEN 46 for 26 yards (J.McClain).
- 1-10-TEN 46 (11:31) B.Sankey up the middle to 50 for 4 yards (J.Pierre-Paul).
- 2-6-50 (10:50) B.Sankey left guard to 50 for no gain (J.McClain).
- 3-6-50 (10:14) (Shotgun) Z.Mettenberger pass incomplete short right to D.Hagan.
- 4-6-50 (10:09) (Punt formation) B.Kern punts 32 yards to NYG 18, Center-B.Brinkley, fair catch by R.Randle.

P4

New York Giants at 10:00

- 1-10-NYG 18 (10:00) E.Manning pass short right to A.Williams pushed ob at NYG 19 for 1 yard (G.Wilson).
- 2-9-NYG 19 (9:30) A.Williams left guard to NYG 19 for no gain (W.Woodyard).
- 3-9-NYG 19 (8:46) (Shotgun) E.Manning pass short left intended for L.Donnell INTERCEPTED by M.Huff at NYG 23. M.Huff for 23 yards, TOUCHDOWN.

Tennessee Titans at 8:36

R.Succop extra point is GOOD, Center-B.Brinkley, Holder-B.Kern.

NYG 30 TEN 7, 0 plays, 23 yards, 0:00 drive , 6:24 elapsed
--

R.Succop kicks 68 yards from TEN 35 to NYG -3. P.Parker to NYG 17 for 20 yards (Z.Gooden).

New York Giants at 8:36, (1st play from scrimmage 8:29)

- 1-10-NYG 17 (8:29) A.Williams up the middle to NYG 30 for 13 yards (M.Griffin; G.Wilson).
- 1-10-NYG 30 (7:53) A.Williams up the middle to NYG 32 for 2 yards (A.Woods; J.Casey).
- 2-8-NYG 32 (7:21) A.Williams left guard to NYG 39 for 7 yards (M.Griffin).
- 3-1-NYG 39 (6:46) E.Manning pass short right to A.Robinson to NYG 39 for no gain (G.Wilson).
- 4-1-NYG 39 (5:57) (Punt formation) S.Weatherford punts 61 yards to end zone, Center-Z.DeOssie, Touchback.

R16

Tennessee Titans at 5:48

- 1-10-TEN 20 (5:48) (Shotgun) Z.Mettenberger pass incomplete deep left to D.McCluster.
- 2-10-TEN 20 (5:42) (Shotgun) Z.Mettenberger pass short right to D.McCluster to TEN 18 for -2 yards (J.McClain) [D.Kennard].
- 3-12-TEN 18 (5:01) (Shotgun) Z.Mettenberger pass incomplete short right to C.Coffman.
- 4-12-TEN 18 (4:54) (Punt formation) B.Kern punts 53 yards to NYG 29, Center-B.Brinkley. O.Beckham ran ob at NYG 37 for 8 yards (Z.Gooden).

New York Giants at 4:43

- 1-10-NYG 37 (4:43) E.Manning pass short left to O.Beckham to NYG 43 for 6 yards (J.McCourty).
- 2-4-NYG 43 (4:02) A.Williams left guard to NYG 48 for 5 yards (G.Wilson; A.Williamson).  
Timeout #1 by NYG at 03:16.
- 1-10-NYG 48 (3:16) O.Beckham right end pushed ob at TEN 43 for 9 yards (M.Griffin).
- 2-1-TEN 43 (2:42) A.Williams right tackle to TEN 37 for 6 yards (M.Griffin).
- 1-10-TEN 37 (2:02) A.Williams right guard to TEN 40 for -3 yards (S.Hill).
- 2-13-TEN 40 (1:24) E.Manning pass short left to O.Beckham pushed ob at TEN 33 for 7 yards (J.McCourty).
- 3-6-TEN 33 (:45) (Shotgun) E.Manning pass incomplete short right to O.Beckham (B.Harris).
- 4-6-TEN 33 (:38) (Field Goal formation) J.Brown 52 yard field goal is GOOD, Center-Z.DeOssie, Holder-S.Weatherford.

R17

R18

New York Giants vs Tennessee Titans at LP Field

NYG 33 TEN 7, 8 plays, 30 yards, 4:10 drive, 14:27 elapsed

J.Brown kicks 64 yards from NYG 35 to TEN 1. A.Andrews to TEN 24 for 23 yards (N.Berhe).

Tennessee Titans at 0:33, (1st play from scrimmage 0:27)

1-10-TEN 24 (:27) (Shotgun) Z.Mettenberger sacked at TEN 19 for -5 yards (D.Moore).

END OF QUARTER

	Score	Time Poss	First Downs				Efficiencies	
			R	P	X	T	3 Down	4 Down
New York Giants	33	9:43	4	0	0	4	1/4	0/0
Tennessee Titans	7	5:17	0	1	0	1	0/3	0/0



## Fourth Quarter

12/7/2014

## Play By Play

Tennessee Titans continued.

- 2-15-TEN 19 (15:00) (Shotgun) Z.Mettenberger pass short right to D.Walker to TEN 27 for 8 yards (A.Rolle).
- 3-7-TEN 27 (14:19) (Shotgun) Z.Mettenberger pass short right intended for D.Walker INTERCEPTED by D.Rodgers-Cromartie at TEN 36. D.Rodgers-Cromartie for 36 yards, TOUCHDOWN NULLIFIED by Penalty.  
PENALTY on NYG-D.Moore, Unnecessary Roughness, 15 yards, enforced at TEN 20.  
Penalty on NYG-A.Rolle, Unsportsmanlike Conduct, declined.

New York Giants at 14:11

- 1-10-TEN 35 (14:11) (Shotgun) E.Manning pass short right to H.Hynoski to TEN 33 for 2 yards (A.Williamson).  
PENALTY on NYG-W.Beatty, Offensive Holding, 10 yards, enforced at TEN 35 - No Play.
- 1-20-TEN 45 (13:41) (No Huddle, Shotgun) A.Williams up the middle to TEN 39 for 6 yards (G.Wilson).
- 2-14-TEN 39 (13:06) (Shotgun) E.Manning pass incomplete short right to A.Williams.  
Penalty on NYG-W.Richburg, Ineligible Downfield Pass, declined.
- 3-14-TEN 39 (12:59) (Shotgun) E.Manning pass short right to R.Jennings to TEN 22 for 17 yards (M.Griffin).
- 1-10-TEN 22 (12:14) (Shotgun) E.Manning pass short left to P.Parker pushed ob at TEN 19 for 3 yards (B.Harris).
- 2-7-TEN 19 (11:37) (Shotgun) E.Manning pass incomplete short right to A.Williams.
- 3-7-TEN 19 (11:33) (Shotgun) E.Manning pass incomplete short middle to L.Donnell.
- 4-7-TEN 19 (11:33) (Field Goal formation) PENALTY on NYG-S.Weatherford, Delay of Game, 5 yards, enforced at TEN 19 - No Play.
- 4-12-TEN 24 (11:27) (Field Goal formation) J.Brown 42 yard field goal is GOOD, Center-Z.DeOssie, Holder-S.Weatherford.

NYG 36 TEN 7, 7 plays, 11 yards, 2:49 drive, 3:38 elapsed

J.Brown kicks 65 yards from NYG 35 to end zone, Touchback.

Tennessee Titans at 11:22

- 1-10-TEN 20 (11:22) (Shotgun) Z.Mettenberger pass incomplete short left to B.Sankey.
- 2-10-TEN 20 (11:17) (No Huddle, Shotgun) Z.Mettenberger pass deep left to N.Washington to 50 for 30 yards (S.Brown).
- 1-10-50 (10:46) (No Huddle, Shotgun) Z.Mettenberger pass incomplete short right to D.Walker.
- 2-10-50 (10:41) (Shotgun) Z.Mettenberger sacked at TEN 41 for -9 yards (D.Kennard). TEN-Z.Mettenberger was injured during the play. His return is Questionable.
- 3-19-TEN 41 (10:13) (Shotgun) J.Locker pass short left to D.Hagan to NYG 41 for 18 yards (Q.Demps).
- 4-1-NYG 41 (9:34) (Run formation) PENALTY on TEN-C.Spencer, False Start, 4 yards, enforced at NYG 41 - No Play.
- 4-5-NYG 45 (9:34) (Shotgun) J.Locker sacked at TEN 45 for -10 yards (M.Harris).

New York Giants at 9:30

- 1-10-TEN 45 (9:30) E.Manning pass incomplete deep middle to O.Beckham [D.Morgan].
- 2-10-TEN 45 (9:22) A.Williams right guard to TEN 43 for 2 yards (D.Morgan; W.Woodyard).
- 3-8-TEN 43 (8:42) (Shotgun) E.Manning pass incomplete short right to K.Ogletree.
- 4-8-TEN 43 (8:37) (Punt formation) S.Weatherford punts 39 yards to TEN 4, Center-Z.DeOssie, fair catch by D.McCluster.

Tennessee Titans at 8:29

- 1-10-TEN 4 (8:29) (Shotgun) J.Locker pass short left to N.Washington to TEN 16 for 12 yards (C.Brown).
- 1-10-TEN 16 (7:59) (No Huddle, Shotgun) J.Locker pass short left to D.Hagan pushed ob at TEN 29 for 13 yards (C.Brown).
- 1-10-TEN 29 (7:32) (No Huddle, Shotgun) L.Washington up the middle to TEN 33 for 4 yards (M.Kuhn).
- 2-6-TEN 33 (7:05) (No Huddle, Shotgun) J.Locker pass short right to K.Durham to TEN 45 for 12 yards (Q.Demps).
- 1-10-TEN 45 (6:43) (No Huddle) J.Locker pass short right to D.Walker to NYG 43 for 12 yards (A.Rolle).
- 1-10-NYG 43 (6:08) (No Huddle, Shotgun) J.Locker pass short left to D.Hagan to NYG 45 for -2 yards (M.Harris).
- 2-12-NYG 45 (5:37) (No Huddle, Shotgun) J.Locker pass deep middle intended for D.Walker INTERCEPTED by Q.Demps (A.Rolle) at NYG 19. Q.Demps to NYG 29 for 10 yards (L.Washington).

New York Giants at 5:26

- 1-10-NYG 29 (5:26) A.Williams right end pushed ob at NYG 36 for 7 yards (M.Griffin).
- 2-3-NYG 36 (4:43) A.Williams right tackle to NYG 36 for no gain (R.Pitoitua; W.Woodyard).
- 3-3-NYG 36 (4:06) O.Darkwa up the middle to NYG 36 for no gain (G.Wilson).
- 4-3-NYG 36 (3:23) (Punt formation) S.Weatherford punts 41 yards to TEN 23, Center-Z.DeOssie, fair catch by D.McCluster.

Tennessee Titans at 3:15

- 1-10-TEN 23 (3:15) (Shotgun) J.Locker pass short right to L.Washington to TEN 25 for 2 yards (J.Pierre-Paul; M.Kuhn).
- 2-8-TEN 25 (2:44) J.Locker pass short left to K.Durham to TEN 31 for 6 yards (M.Harris).
- 3-2-TEN 31 (2:18) (No Huddle, Shotgun) J.Locker scrambles up the middle to TEN 38 for 7 yards.
- PENALTY on NYG-C.Brown, Unnecessary Roughness, 15 yards, enforced at TEN 38.

P19

P5

P6

P7

P8

P9

R10

X11

1-10-NYG 47 (2:09) (No Huddle, Shotgun) J.Locker scrambles up the middle to NYG 26 for 21 yards (N.Berhe).

Two-Minute Warning

1-10-NYG 26 (2:00) (Shotgun) J.Locker pass short right to L.Washington to NYG 18 for 8 yards (Q.Demps).

2-2-NYG 18 (1:32) (No Huddle, Shotgun) J.Locker sacked at NYG 25 for -7 yards (J.Pierre-Paul).

3-9-NYG 25 (1:05) (No Huddle, Shotgun) J.Locker pass incomplete short right to L.Washington.

4-9-NYG 25 (1:00) (Shotgun) J.Locker sacked at NYG 35 for -10 yards (D.Moore).

New York Giants at 0:55

1-10-NYG 36 (:55) R.Nassib kneels to NYG 34 for -2 yards.

2-12-NYG 34 (:22) R.Nassib kneels to NYG 33 for -1 yards.

END OF QUARTER

	Score	Time Poss	First Downs				Efficiencies	
			R	P	X	T	3 Down	4 Down
New York Giants	36	6:56	0	1	0	1	1/4	0/0
Tennessee Titans	7	8:04	2	5	1	8	1/4	0/2

## Final Defensive Statistics

New York Giants	Regular Defensive Plays												Special Teams					Misc			
	TKL	AST	COMB	SK	/ YDS	TFL	Q	IN	PD	FF	FR		TKL	AST	FF	FR	BL	TKL	AST	FF	FR
J.McClain	8	0	8	1	6	2	1	0	0	0	0		0	0	0	0	0	0	0	0	0
J.Pierre-Paul	4	3	7	2	15	2	1	0	0	1	0		0	0	0	0	0	0	0	0	0
D.Kennard	6	0	6	2	14	2	2	0	0	1	0		0	0	0	0	0	0	0	0	0
C.Brown	5	0	5	0	0	0	0	0	0	0	0		0	0	0	0	0	0	0	0	0
A.Rolle	4	0	4	0	0	0	0	0	1	0	0		0	0	0	0	0	0	0	0	0
M.Harris	3	0	3	1	10	2	1	0	0	0	0		0	0	0	0	0	0	0	0	0
Q.Demps	3	0	3	0	0	0	0	1	1	0	0		0	0	0	0	0	0	0	0	0
D.Moore	2	0	2	2	15	2	2	0	0	0	0		0	0	0	0	0	0	0	0	0
M.Kuhn	1	1	2	0	0	0	0	0	0	0	1		0	0	0	0	0	0	0	0	0
S.Brown	1	1	2	0	0	0	0	0	0	0	0		0	0	0	0	0	0	0	0	0
J.Hankins	1	0	1	0	0	0	1	0	0	0	0		0	0	0	0	0	0	0	0	0
N.Berhe	1	0	1	0	0	0	0	0	0	0	0		1	1	0	0	0	0	0	0	0
M.Patterson	1	0	1	0	0	0	0	0	0	0	0		0	0	0	0	0	0	0	0	0
C.Jenkins	0	1	1	0	0	0	0	0	0	0	0		0	0	0	0	0	0	0	0	0
D.Rodgers-Cromartie	0	0	0	0	0	0	0	1	1	0	0		0	0	0	0	0	0	0	0	0
Z.DeOssie	0	0	0	0	0	0	0	0	0	0	0		1	0	0	0	0	0	0	0	0
O.Darkwa	0	0	0	0	0	0	0	0	0	0	0		1	0	0	0	0	0	0	0	0
K.Wynn	0	0	0	0	0	0	0	0	0	0	0		1	0	0	0	0	0	0	0	0
C.Fenner	0	0	0	0	0	0	0	0	0	0	0		0	1	0	0	0	0	0	0	0
Total	40	6	46	8	60	10	8	2	3	2	1		4	2	0	0	0	0	0	0	0

TKL = Tackle AST = Assist COMB = Combined QH=QB Hit IN = Interception PD = Pass Defense FF = Forced Fumble FR = Fumble Recovery

Tennessee Titans	Regular Defensive Plays												Special Teams					Misc			
	TKL	AST	COMB	SK	/ YDS	TFL	QH	IN	PD	FF	FR		TKL	AST	FF	FR	BL	TKL	AST	FF	FR
J.McCourty	9	1	10	0	0	0	0	0	0	0	0		0	0	0	0	0	0	0	0	0
M.Griffin	9	1	10	0	0	0	0	0	0	0	0		0	0	0	0	0	0	0	0	0
W.Woodyard	4	4	8	0	0	0	1	0	0	0	0		0	0	0	0	0	0	0	0	0
G.Wilson	5	2	7	0	0	0	0	0	0	0	0		1	0	0	0	0	0	0	0	0
B.Harris	5	0	5	0	0	0	0	0	2	0	0		1	0	0	0	0	0	0	0	0
A.Williamson	2	3	5	0	0	0	0	0	0	0	0		1	0	0	0	0	0	0	0	0
J.Casey	1	3	4	0	0	0	3	0	0	0	0		0	0	0	0	0	0	0	0	0
M.Huff	2	0	2	0	0	0	0	1	1	0	0		0	0	0	0	0	0	0	0	0
O.Groves	2	0	2	0	0	1	0	0	0	0	0		0	0	0	0	0	0	0	0	0
R.Pitoitua	1	1	2	0	0	0	0	0	0	0	0		0	0	0	0	0	0	0	0	0
S.Hill	1	0	1	0	0	1	0	0	0	0	0		0	0	0	0	0	0	0	0	0
D.Morgan	0	1	1	0	0	0	1	0	0	0	0		0	0	0	0	0	0	0	0	0
B.Wreh-Wilson	0	1	1	0	0	0	0	0	0	0	0		0	0	0	0	0	0	0	0	0
A.Woods	0	1	1	0	0	0	0	0	0	0	0		0	0	0	0	0	0	0	0	0
D.Moch	0	0	0	0	0	0	0	0	1	0	0		0	0	0	0	0	0	0	0	0
Z.Gooden	0	0	0	0	0	0	0	0	0	0	0		2	0	0	0	0	0	0	0	0
L.Washington	0	0	0	0	0	0	0	0	0	0	0		0	0	0	0	0	1	0	0	1
Total	41	18	59	0	0	2	5	1	4	0	0		5	0	0	0	0	1	0	0	1

## Ball Possession And Drive Chart

## New York Giants

#	Time Recd	Time Lost	Time Poss	How Ball Obtained	Drive Began	# Play	Yds Gain	Yds Pen	Net Yds	1st Down	Last Scrm	How Given Up
1	15:00	7:59	7:01	Kickoff	NYG 20	14	78	0	78	4	* TEN 2	Field Goal
2	6:11	4:41	1:30	Punt	NYG 28	4	72	0	72	2	* TEN 15	Touchdown
3	2:40	1:18	1:22	Punt	NYG 47	3	1	-20	-19	0	NYG 28	Punt
4	8:46	1:38	7:08	Missed FG	NYG 32	16	62	5	67	5	* TEN 1	Field Goal
5	1:10	0:07	1:03	Punt	NYG 37	8	45	0	45	3	* TEN 18	Field Goal
6	13:27	12:06	1:21	Punt	NYG 41	3	59	0	59	1	50	Touchdown
7	10:00	8:36	1:24	Punt	NYG 18	3	1	0	1	0	NYG 19	Interception
8	8:36	5:48	2:48	Kickoff	NYG 17	4	22	0	22	1	NYG 39	Punt
9	4:43	0:33	4:10	Punt	NYG 37	8	30	0	30	2	TEN 33	Field Goal
10	14:11	11:22	2:49	Interception	TEN 35	7	26	-15	11	1	* TEN 24	Field Goal
11	9:30	8:29	1:01	Downs	TEN 45	3	2	0	2	0	TEN 43	Punt
12	5:26	3:15	2:11	Interception	NYG 29	3	7	0	7	0	NYG 36	Punt
13	0:55	0:00	0:55	Downs	NYG 36	2	-3	0	-3	0	NYG 34	End of Game

(462) Average NYG 36

## Tennessee Titans

#	Time Recd	Time Lost	Time Poss	How Ball Obtained	Drive Began	# Play	Yds Gain	Yds Pen	Net Yds	1st Down	Last Scrm	How Given Up
1	7:59	6:11	1:48	Kickoff	TEN 30	3	6	0	6	0	TEN 36	Punt
2	4:41	2:40	2:01	Kickoff	TEN 20	3	-1	0	-1	0	TEN 19	Punt
3	1:18	1:07	0:11	Punt	TEN 31	1	-5	0	-5	0	TEN 31	Fumble
4	1:07	8:46	7:21	Kickoff	TEN 20	13	66	-10	56	3	NYG 24	Missed FG
5	1:38	1:10	0:28	Kickoff	TEN 25	3	-3	0	-3	0	TEN 22	Punt
6	0:07	0:00	0:07	Kickoff	TEN 26	1	-1	-5	-6	0	TEN 21	End of Half
7	15:00	13:27	1:33	Kickoff	TEN 20	3	7	0	7	0	TEN 27	Punt
8	12:06	10:00	2:06	Kickoff	TEN 20	4	30	0	30	1	50	Punt
9	5:48	4:43	1:05	Punt	TEN 20	3	-2	0	-2	0	TEN 18	Punt
10	0:33	14:11	1:22	Kickoff	TEN 24	3	3	0	3	0	TEN 27	Interception
11	11:22	9:30	1:52	Kickoff	TEN 20	6	29	-4	25	1	NYG 45	Downs
12	8:29	5:26	3:03	Punt	TEN 4	7	51	0	51	4	NYG 45	Interception
13	3:15	0:55	2:20	Punt	TEN 23	8	27	15	42	3	* NYG 25	Downs

(283) Average TEN 22

\* inside opponent's 20

## Time of Possession by Quarter

		1st	2nd	3rd	4th	OT	Total
Visitor	New York Giants	9:53	8:11	9:43	6:56		34:43
Home	Tennessee Titans	5:07	6:49	5:17	8:04		25:17

## Kickoff Drive No.-Start Average

Giants: 2 - NYG 18

Titans: 9 - TEN 23

# Miscellaneous Statistics Report

New York Giants vs Tennessee Titans

12/7/2014 at LP Field

## Ten Longest Plays for New York Giants

Yards	Qtr	Play Start	Play Description
50	1	1-10-NYG 28	(6:11) (Shotgun) E.Manning pass deep middle to O.Beckham to TEN 22 for 50 yards (J.McCourty).
50	3	3-1-50	(12:15) A.Williams left tackle for 50 yards, TOUCHDOWN.
18	1	2-6-TEN 26	(10:09) (Shotgun) E.Manning pass deep right to O.Beckham to TEN 8 for 18 yards (M.Griffin).
17	2	1-10-TEN 35	(:34) (No Huddle, Shotgun) E.Manning pass deep right to P.Parker ran ob at TEN 18 for 17 yards.
17	4	3-14-TEN 39	(12:59) (Shotgun) E.Manning pass short right to R.Jennings to TEN 22 for 17 yards (M.Griffin).
15	1	3-4-TEN 45	(11:25) (No Huddle, Shotgun) E.Manning pass short left to P.Parker to TEN 30 for 15 yards (M.Huff).
15	1	3-3-TEN 15	(4:47) (Shotgun) E.Manning pass short left to O.Beckham for 15 yards, TOUCHDOWN.
13	2	3-4-TEN 28	(4:00) (Shotgun) E.Manning pass short left to P.Parker ran ob at TEN 15 for 13 yards (B.Harris).
13	2	1-10-TEN 48	(1:04) (No Huddle, Shotgun) A.Williams left tackle to TEN 35 for 13 yards (M.Griffin).
13	3	1-10-NYG 17	(8:29) A.Williams up the middle to NYG 30 for 13 yards (M.Griffin; G.Wilson).

## Ten Longest Plays for Tennessee Titans

Yards	Qtr	Play Start	Play Description
30	4	2-10-TEN 20	(11:17) (No Huddle, Shotgun) Z.Mettenberger pass deep left to N.Washington to 50 for 30 yards (S.Brown).
26	3	1-10-TEN 20	(12:06) Z.Mettenberger pass deep left to D.Hagan to TEN 46 for 26 yards (J.McClain).
22	4	3-2-TEN 31	(2:18) (No Huddle, Shotgun) J.Locker scrambles up the middle to TEN 38 for 7 yards.
21	4	1-10-NYG 47	(2:09) (No Huddle, Shotgun) J.Locker scrambles up the middle to NYG 26 for 21 yards (N.Berhe).
18	4	3-19-TEN 41	(10:13) (Shotgun) J.Locker pass short left to D.Hagan to NYG 41 for 18 yards (Q.Demps).
14	2	2-11-NYG 45	(11:14) (Shotgun) Z.Mettenberger pass short left to N.Washington pushed ob at NYG 31 for 14 yards (C.Brown).
13	4	1-10-TEN 16	(7:59) (No Huddle, Shotgun) J.Locker pass short left to D.Hagan pushed ob at TEN 29 for 13 yards (C.Brown).
12	2	3-4-TEN 26	(15:00) (Shotgun) Z.Mettenberger pass short left to D.McCluster to TEN 38 for 12 yards (C.Brown).
12	2	3-13-TEN 35	(13:09) (Shotgun) Z.Mettenberger pass short middle to K.Durham to TEN 47 for 12 yards (J.McClain).
12	4	1-10-TEN 4	(8:29) (Shotgun) J.Locker pass short left to N.Washington to TEN 16 for 12 yards (C.Brown).

## Touchdown Scoring Information

		Offense	Defense	Special Teams
VISITOR	New York Giants	2	1	0
HOME	Tennessee Titans	0	1	0

## Player Scoring Information

Club	Player	TD	Rush TD	Rec TD	KO TD	Punt TD	Int TD	Fum TD	Misc TD	FG	XP	2Pt Rush	2Pt Rec	Sfty	Points
NYG	J.Brown	0	0	0	0	0	0	0	0	5	3	0	0	0	18
NYG	A.Williams	0	1	0	0	0	0	0	0	0	0	0	0	0	6
NYG	O.Beckham	0	0	1	0	0	0	0	0	0	0	0	0	0	6
TEN	M.Huff	0	0	0	0	0	1	0	0	0	0	0	0	0	6
TEN	R.Succop	0	0	0	0	0	0	0	0	0	1	0	0	0	1

## Possession Detail

	First Half		Second Half		Game	
	Visitor	Home	Visitor	Home	Visitor	Home
Largest Lead	23	0	30	0	30	0
Drives Leading	4	0	8	0	12	0
Time of Possession Leading	11:03	0:00	16:39	0:00	27:42	0:00
Largest Deficit	0	-23	0	-30	0	-30
Drives Trailing	0	6	0	7	0	13
Time of Possession Trailing	0:00	11:56	0:00	13:21	0:00	25:17
Times Score Tied Up		0		0		0
Lead Changes		1		0		1

# Playtime Percentage

*Percent of playtime per player on offense, defense and special teams*

New York Giants						Tennessee Titans					
		Offense	Defense	Special Teams				Offense	Defense	Special Teams	
J Jerry	G	74 100%		8	26%	C Spencer	G	58 100%		2	6%
W Richburg	C	74 100%		8	26%	W Svitek	T	58 100%		2	6%
J Pugh	T	74 100%				C Warmack	G	58 100%		2	6%
W Beatty	T	72 97%		3	10%	A Levitre	G	58 100%			
J Walton	C	72 97%				N Washington	WR	57 98%			
E Manning	QB	72 97%				D Walker	TE	56 97%			
O Beckham	WR	67 91%		5	16%	D Hagan	WR	52 90%		9	29%
A Williams	RB	52 70%				K Durham	WR	47 81%			
R Randle	WR	50 68%		1	3%	T Jones	T	42 72%			
L Donnell	TE	49 66%		8	26%	Z Mettenberger	QB	41 71%			
P Parker	WR	42 57%		2	6%	L Washington	RB	32 55%			
D Fells	TE	32 43%		14	45%	B Sankey	RB	24 41%			
H Hynoski	FB	24 32%		2	6%	J Locker	QB	17 29%			
K Ogletree	WR	15 20%				B Stingily	T	16 28%		1	3%
R Jennings	RB	14 19%				B Brackett	TE	8 14%		13	42%
A Robinson	TE	13 18%		16	52%	D McCluster	RB	5 9%		4	13%
O Darkwa	RB	6 8%		20	65%	C Coffman	TE	3 5%		11	35%
D Reynolds	C	4 5%		10	32%	J Battle	TE	2 3%		20	65%
C Washington	WR	4 5%		8	26%	A Andrews	RB	2 3%		12	39%
B Mosley	G	2 3%		5	16%	K Klug	DT	1 2%	28 38%	15	48%
R Nassib	QB	2 3%				E Olsen	G	1 2%		2	6%
S Brown	FS		58 100%	8	26%	A Williamson	LB		74 100%	15	48%
D Rodgers-Cromartie	CB		58 100%			M Griffin	FS		74 100%	8	26%
A Rolle	SS		58 100%			G Wilson	FS		74 100%	7	23%
J McClain	LB		58 100%			J McCourty	CB		72 97%	12	39%
C Brown	CB		56 97%			D Morgan	LB		72 97%	9	29%
J Pierre-Paul	DE		51 88%	1	3%	C Sensabaugh	CB		70 95%	14	45%
M Harris	CB		50 86%	9	29%	J Casey	DT		66 89%	9	29%
D Moore	DE		45 78%	4	13%	W Woodyard	LB		47 64%	15	48%
K Wynn	DE		35 60%	12	39%	S Hill	NT		45 61%	7	23%
D Kennard	LB		32 55%	8	26%	M Huff	CB		40 54%	21	68%
J Hankins	DT		27 47%	9	29%	Q Groves	LB		32 43%	14	45%
Q Demps	FS		26 45%	16	52%	D Moch	LB		27 36%	7	23%
J Bromley	DT		23 40%			R Pitoitua	DE		27 36%	4	13%
M Patterson	DT		19 33%	3	10%	B Harris	CB		24 32%	16	52%
M Kuhn	DT		16 28%	11	35%	M Martin	DT		20 27%	10	32%
C Jenkins	DT		13 22%			A Woods	NT		11 15%	3	10%
S Paysinger	LB		9 16%	19	61%	B Wreh-Wilson	CB		6 8%		
N Berhe	SS		3 5%	23	74%	D Stafford	SS		3 4%	3	10%
C Fenner	CB			23	74%	Z Gooden	LB		2 3%	20	65%
J Brown	K			17	55%	J Staples	LB			19	61%
J Davidson	LB			17	55%	K Burnett	LB			14	45%
P Hazel	LB			14	45%	B Brinkley	LS			8	26%
Z Bowman	CB			12	39%	B Kern	P			8	26%
S Weatherford	P			12	39%	R Succop	K			4	13%
Z DeOssie	LS			12	39%						

# 2014 TENNESSEE TITANS SEASON STATISTICS

Won 2, Lost 11

Date	W-L	Score	OT	Opponent	Attendance
09/07	W	26-10		Kansas City	73,569*
09/14	L	10-26		Dallas	69,143*
09/21	L	7-33		at Cincinnati	56,743*
09/28	L	17-41		at Indianapolis	64,757*
10/05	L	28-29		Cleveland	69,143*
10/12	W	16-14		Jacksonville	69,143*
10/19	L	17-19		at Washington	75,227*
10/26	L	16-30		Houston	69,143*
11/09	L	7-21		at Baltimore	70,914*
11/17	L	24-27		Pittsburgh	69,143*
11/23	L	24-43		at Philadelphia	69,596*
11/30	L	21-45		at Houston	71,714*
12/07	L	7-36		New York Giants	69,143*
12/14				New York Jets	
12/18				at Jacksonville	
12/28				Indianapolis	

\* Sellout

Statistic	Tenn.	Opp.
<b>Total First Downs</b>	<b>213</b>	<b>307</b>
Rushing	59	105
Passing	132	181
Penalty	22	21
3rd Down: Made/Att	42/149	82/185
3rd Down Pct.	28.2	44.3
4th Down: Made/Att	5/12	3/7
4th Down Pct.	41.7	42.9
<b>Possession Avg.</b>	<b>26:50</b>	<b>33:10</b>
<b>Total Net Yards</b>	<b>3968</b>	<b>5025</b>
Avg. Per Game	305.2	386.5
Total Plays	729	917
Avg. Per Play	5.4	5.5
<b>Net Yards Rushing</b>	<b>1121</b>	<b>1840</b>
Avg. Per Game	86.2	141.5
Total Rushes	276	431
<b>Net Yards Passing</b>	<b>2847</b>	<b>3185</b>
Avg. Per Game	219.0	245.0
Sacked/Yards Lost	41/265	31/192
Gross Yards	3112	3377
Att./Completions	412/246	455/294
Completion Pct.	59.7	64.6
Had Intercepted	16	12
<b>Punts/Average</b>	<b>71/45.6</b>	<b>54/45.9</b>
<b>Net Punting Avg.</b>	<b>71/40.3</b>	<b>54/41.8</b>
<b>Penalties/Yards</b>	<b>91/818</b>	<b>79/640</b>
<b>Fumbles/Ball Lost</b>	<b>17/8</b>	<b>5/4</b>
<b>Touchdowns</b>	<b>26</b>	<b>40</b>
Rushing	6	14
Passing	18	23
Returns	2	3

Score By Periods	Q1	Q2	Q3	Q4	OT	PTS
Team	30	82	64	44	0	220
Opponents	98	90	83	103	0	374

Scoring	TD	Rush	Rec	Ret	K-PAT	FG	S	PTS
Succop	0	0	0	0	25/25	13/16	0	64
Wright	5	0	5	0			0	30
Walker	4	0	4	0			0	24
Hunter	3	0	3	0			0	18
Greene	2	2	0	0			0	12
Sankey	2	2	0	0			0	12
N. Washington	2	0	2	0			0	12
Battle	1	1	0	0			0	6
Coffman	1	0	1	0			0	6
Hagan	1	0	1	0			0	6
Huff	1	0	0	1			0	6
Locker	1	1	0	0			0	6
McCluster	1	0	1	0			0	6
McCourtly	1	0	0	1			0	6
L. Washington	1	0	1	0			0	6
<b>Team</b>	<b>26</b>	<b>6</b>	<b>18</b>	<b>2</b>	<b>25/25</b>	<b>13/16</b>	<b>0</b>	<b>220</b>
<b>Opponents</b>	<b>40</b>	<b>14</b>	<b>23</b>	<b>3</b>	<b>40/40</b>	<b>30/34</b>	<b>2</b>	<b>374</b>

2-Pt Conv: TM 0-1, OPP 0-0

Rushing	No.	Yds	Avg	Long	TD
Sankey	131	499	3.8	22	2
Greene	60	220	3.7	20	2
Locker	20	135	6.8	29	1
McCluster	35	116	3.3	16	0
Whitehurst	11	50	4.5	23	0
L. Washington	7	44	6.3	16	0
Wright	3	44	14.7	38	0
Battle	4	9	2.3	5	1
Mettenberger	5	4	0.8	8	0
<b>Team</b>	<b>276</b>	<b>1121</b>	<b>4.1</b>	<b>38</b>	<b>6</b>
<b>Opponents</b>	<b>431</b>	<b>1840</b>	<b>4.3</b>	<b>53</b>	<b>14</b>

Receiving	No.	Yds	Avg	Long	TD
Wright	51	633	12.4	48	5
Walker	48	700	14.6	68	4
N. Washington	32	527	16.5	80t	2
Hunter	28	498	17.8	75t	3
McCluster	24	189	7.9	25	1
Sankey	16	106	6.6	13	0
Hagan	14	191	13.6	38t	1
L. Washington	14	95	6.8	19	1
Coffman	5	50	10.0	18	1
Battle	5	28	5.6	12	0
Durham	3	30	10.0	12	0
Stevens	2	26	13.0	20	0
Thompson	2	24	12.0	13	0
Klug	1	9	9.0	9	0
Schwenke	1	6	6.0	6	0
<b>Team</b>	<b>246</b>	<b>3112</b>	<b>12.7</b>	<b>80t</b>	<b>18</b>
<b>Opponents</b>	<b>294</b>	<b>3377</b>	<b>11.5</b>	<b>70t</b>	<b>23</b>

Interceptions	No.	Yds	Avg	Long	TD
McCourtly	3	0	0.0	0	0
Woodyard	2	20	10.0	13	0
Griffin	2	12	6.0	12	0
Wreh-Wilson	1	34	34.0	34	0
Stafford	1	33	33.0	33	0
Huff	1	23	23.0	23t	1
Ghee	1	0	0.0	0	0
Wilson	1	0	0.0	0	0
<b>Team</b>	<b>12</b>	<b>122</b>	<b>10.2</b>	<b>34</b>	<b>1</b>
<b>Opponents</b>	<b>16</b>	<b>214</b>	<b>13.4</b>	<b>67</b>	<b>1</b>

Punting	No.	Yds	Avg	Net	TB	In	Lg	B
Kern	70	3237	46.2	40.3	5	21	69	1
<b>Team</b>	<b>71</b>	<b>3237</b>	<b>45.6</b>	<b>40.3</b>	<b>5</b>	<b>21</b>	<b>69</b>	<b>1</b>
<b>Opponents</b>	<b>54</b>	<b>2480</b>	<b>45.9</b>	<b>41.8</b>	<b>4</b>	<b>21</b>	<b>69</b>	<b>0</b>

Punt Returns	Ret	FC	Yds	Avg	Long	TD
McCluster	18	14	129	7.2	48	0
L. Washington	2	1	10	5.0	9	0
Griffin	1	0	5	5.0	5	0
<b>Team</b>	<b>21</b>	<b>15</b>	<b>144</b>	<b>6.9</b>	<b>48</b>	<b>0</b>
<b>Opponents</b>	<b>35</b>	<b>19</b>	<b>276</b>	<b>7.9</b>	<b>30</b>	<b>0</b>

Kickoff Returns	No.	Yds	Avg	Long	TD
L. Washington	20	470	23.5	50	0
Sankey	7	198	28.3	42	0
Andrews	5	110	22.0	27	0
Battle	2	43	21.5	22	0
Klug	2	32	16.0	20	0
Martin	1	0	0.0	0	0
<b>Team</b>	<b>37</b>	<b>853</b>	<b>23.1</b>	<b>50</b>	<b>0</b>
<b>Opponents</b>	<b>24</b>	<b>619</b>	<b>25.8</b>	<b>107t</b>	<b>1</b>

Field Goals	1-19	20-29	30-39	40-49	50+
Succop	0/0	4/4	5/5	4/7	0/0
<b>Team</b>	<b>0/0</b>	<b>4/4</b>	<b>5/5</b>	<b>4/7</b>	<b>0/0</b>
<b>Opponents</b>	<b>1/1</b>	<b>7/7</b>	<b>12/12</b>	<b>7/10</b>	<b>3/4</b>

Succop: (36G,31G,46G,47G) (47G) (40N,44N) (36G) () (25G,21G,42G) (36G) (35G) () (20G) (20G) () (42N)  
 OPP: (35G,48N) (48G,44G,51G,48G) (29G) (31G,30G) (38G,42G) (55B) (31G,31G,27G,22G) (30G,29G,49G) () (49G,23G) (36G,26G,49N,35G,30G,50G) (37G,43N) (20G, 19G,36G,52G,42G)

**Sacks:** Casey 5, Morgan 3.5, Griffin 3, Williamson 3, Hill 2, Klug 2, Phillips TM 2, Pitoitua 2, Wimbley 2, Woodyard 1.5, Groves 1, Huff 1, Pollard 1, Sensabaugh 1, Stafford 1, **TM 31**, **OPP 41**

**FUM/Lost:** Mettenberger 4/2, Locker 3/1, L. Washington 2/0, Whitehurst 2/0, Greene 1/1, McCluster 1/1, Sankey 1/1, Schwenke 1/1, Walker 1/0, Wright 1/1

Passing	Att	Cmp	Yds	Cmp%	Yds/Att	TD	TD%	Int	Int%	Long	Sack/Lost	Rating
Mettenberger	179	107	1412	59.8	7.89	8	4.5	7	3.9	80t	18/138	83.4
Locker	135	80	936	59.3	6.93	5	3.7	7	5.2	61t	14/85	71.1
Whitehurst	98	59	764	60.2	7.80	5	5.1	2	2.0	75t	9/42	93.2
<b>Team</b>	<b>412</b>	<b>246</b>	<b>3112</b>	<b>59.7</b>	<b>7.55</b>	<b>18</b>	<b>4.4</b>	<b>16</b>	<b>3.9</b>	<b>80t</b>	<b>41/265</b>	<b>81.7</b>
<b>Opponents</b>	<b>455</b>	<b>294</b>	<b>3377</b>	<b>64.6</b>	<b>7.42</b>	<b>23</b>	<b>5.1</b>	<b>12</b>	<b>2.6</b>	<b>70t</b>	<b>31/192</b>	<b>92.7</b>



## **TITANS LEFT HOPELESS AFTER EIGHTH STRAIGHT LOSS**

**BY JIM WYATT  
THE TENNESSEAN  
DECEMBER 15, 2014**

### **PAGE 1C**

LP Field turned into the Island of Misfit Toys for three hours Sunday, as two bad football teams — the Titans and the Jets — showed up with plenty of blemishes and in desperate need of repairs.

The Titans proved to be the most defective.

They added another sad chapter to a miserable season, losing 16-11 in a battle of 2-11 teams. It was the eighth straight defeat for the Titans (2-12) and their 12th in 13 games.

The losing streak is the longest for the franchise since the team played in Houston.

"It's a broken record," tight end Delanie Walker said. "It repeats itself, over and over and over."

The Titans also lost another quarterback.

Jake Locker, starting in place of injured Zach Mettenberger, separated his left shoulder late in the second quarter when Jets linebacker Quinton Coples landed on him. He did not return.

With just two games remaining — and in the final year of his contract — Locker knows his injury-filled career with the Titans is likely over.

"Obviously it's frustrating," he said, shaking his head. "It's not easy."

It was that kind of day for the Titans, who had a chance to win, only to sabotage themselves with a costly penalty and missed opportunities.

"I'll be honest with you: This was a fun game for a change. It was close

the whole way," linebacker Derrick Morgan said. "But the end result, it stinks. It's draining. You get your hopes up. Everyone played hard, and we had a chance to win, which is different than all the blowouts. We played our hearts out. In a lot of ways, that's what makes it tougher to take."

Outscored 124-52 in their last three games, the Titans were in a position to beat a team that had lost 11 of 12 heading into the game. It didn't happen.

The Titans couldn't finish off drives with touchdowns. While Charlie Whitehurst showed some grit in relief of Locker, it was kicker Ryan Succop doing the scoring. They tallied two more points on a safety.

Still, it might've been enough of not for a costly penalty on linebacker Wesley Woodyard in the fourth quarter.

With the Titans leading 11-10, the defense got a stop on third down at their own 19 when cornerback Coty Sensabaugh broke up a pass intended for Jets wide receiver Eric Decker. Woodyard was flagged for unsportsmanlike conduct for getting in Decker's face with 6:52 left.

It kept New York's drive alive. Nearly four minutes later they scored on Chris Ivory's one-yard run, which former Titans running back Chris Johnson set up with a 37-yard burst. The Jets led 16-11 with 3:14 left.

"I am proud of our team for the way they fought," Titans coach Ken Whisenhunt said. "But I am extremely frustrated with us giving the game away with the penalty there at the end."

Woodyard said he didn't say anything to Decker, but "I feel like I cost my team the game, right or wrong. It's on me."

The Titans got the ball back twice late, and actually reached the New York 9 after three laterals, but Walker was forced out of bounds

after the play gained 49 yards. A miracle finish was derailed.

"A lot of times when you run that play, you don't even get within striking distance," said Whitehurst, who was 10-of-24 passing for 203 yards. "We had a chance with a lateral play to make something happen, and we got pretty close. ... It's frustrating. We're all frustrated."

In a season of lopsided losses — the Titans have lost eight games by at least two touchdowns — a close defeat against a similarly bad team provided no consolation. Players said they took pride in a better effort, however.

For now, the Titans are tied with the Buccaneers, Jaguars and Raiders for the NFL's worst record. They face the Jaguars on Thursday night in Jacksonville.

"Sure it's going to be a challenge (to play again in four days). We put a lot on that field. We left our guts out there and it's hard, no question," Whisenhunt said. "But this team is fighting."

###

# Week 15

## National Football League Game Summary

NFL Copyright © 2014 by The National Football League. All rights reserved. This summary and play-by-play is for the express purpose of assisting media in their coverage of the game; any other use of this material is prohibited without the written permission of the National Football League. Updated: 12/15/2014

Date: Sunday, 12/14/2014      New York Jets at Tennessee Titans      Start Time: 3:05 PM Central  
at LP Field, Nashville, Tennessee

### Game Day Weather

Game Weather: Cloudy      Temp: 54° F (12.2° C) Humidity: 58%, Wind: E 6 mph  
Played Outdoors on Turf: Grass      Outdoor Weather: Cloudy, Wind Chill: 54

### Officials

Referee: Parry, John (132)      Umpire: Pellis, Mark (131)      Head Linesman: Bowers, Derick (74)  
Line Judge: Mapp, Julian (10)      Side Judge: Larrew, Joe (73)      Field Judge: Lucivansky, Jon (89)  
Back Judge: Paganelli, Perry (46)      Replay Official: McGrath, Bob ()

### Lineups

New York Jets				Tennessee Titans			
Offense		Defense		Offense		Defense	
WR 16	P.Harvin	END 98	Q.Coples	WR 85	N.Washington	DE 92	R.Pitoitua
LT 60	D.Ferguson	NT 94	D.Harrison	LT 76	W.Svitek	NT 94	S.Hill
LG 75	O.Aboushi	T 91	S.Richardson	LG 67	A.Levitre	DT 99	J.Casey
C 74	N.Mangold	OBL 58	J.Babin	C 60	C.Spencer	OLB 91	D.Morgan
RG 66	W.Colon	WILL 56	D.Davis	RG 70	C.Warmack	ILB 59	W.Woodyard
RT 68	B.Giacomini	MIKE 52	D.Harris	RT 79	J.Meredith	ILB 54	A.Williamson
TE 85	J.Cumberland	OLB 97	C.Pace	TE 82	D.Walker	OLB 53	Q.Groves
WR 87	E.Decker	CB 22	M.Williams	WR 80	D.Hagan	CB 24	C.Sensabaugh
QB 7	G.Smith	CB 24	P.Adams	QB 10	J.Locker	SS 21	G.Wilson
TE 44	Z.Sudfeld	S 37	J.Jarrett	TE 87	B.Brackett	FS 33	M.Griffin
RB 21	C.Johnson	S 25	C.Pryor	RB 20	B.Sankey	CB 30	J.McCourty

### Substitutions

K 2 N.Folk, P 4 R.Quigley, WR 10 T.Graham, WR 11 J.Kerley, WR 14 C.Owusu,  
WR 15 S.Hakim, CB 20 K.Wilson, S 26 D.Landry, RB 29 B.Powell, CB 30  
D.Walls, RB 33 C.Ivory, FB 38 J.Conner, LS 46 T.Purdum, LB 51 I.Enemkpali,  
LB 54 N.Bellore, LB 57 T.Reilly, C 63 D.Freeman, T 71 B.Ijalana, DL 78  
L.Douzable, TE 83 C.Pantale, TE 88 J.Amaro, DT 93 K.Ellis, NT 99 T.Barnes

### Substitutions

P 6 B.Kern, K 8 R.Succop, QB 12 C.Whitehurst, WR 17 K.Durham, RB 22  
D.McCluster, RB 23 S.Greene, DB 28 M.Huff, RB 29 L.Washington, CB 32  
B.Harris, DB 35 J.Thomas, CB 36 K.Wooten, FB 44 J.Battle, LS 48 B.Brinkley,  
LB 50 Z.Gooden, OLB 56 D.Moch, LB 57 J.Staples, OLB 58 K.Burnett, G/C 69  
E.Olsen, TE 86 C.Coffman, DL 90 D.Jones, DL 96 A.Woods, DL 97 K.Klug

### Did Not Play

QB 1 M.Vick

### Did Not Play

RB 26 A.Andrews, T 75 T.Jones

### Not Active

QB 5 M.Simms, WR 18 W.Powell, S 39 A.Allen, CB 41 J.Thomas, OL 70  
D.Dozier, OL 72 W.Johnson, DL 96 M.Wilkerson

### Not Active

QB 7 Z.Mettenberger, WR 13 K.Wright, S 39 D.Stafford, T 68 B.Stingily, T 77  
T.Lewan, DL 93 M.Martin, OLB 95 K.Wimbley

### Field Goals (made ( ) & missed)

N.Folk		53CR (51)		R.Succop		(40) (33) (51)			
				1	2	3	4	OT	Total
VISITOR:	New York Jets			0	3	7	6	0	16
HOME:	Tennessee Titans			3	2	6	0	0	11

### Scoring Plays

Team	Qtr	Time	Play Description (Extra Point) (Drive Info)	Visitor	Home
Titans	1	3:16	R.Succop 40 yd. Field Goal (12-41, 7:14)	0	3
Titans	2	12:09	Penalty on G.Smith enforced in end zone for a Safety	0	5
Jets	2	2:08	N.Folk 51 yd. Field Goal (13-57, 5:50)	3	5
Titans	3	6:03	R.Succop 33 yd. Field Goal (14-62, 7:30)	3	8
Jets	3	4:34	J.Conner 9 yd. pass from G.Smith (N.Folk kick) (5-81, 1:29)	10	8
Titans	3	2:02	R.Succop 51 yd. Field Goal (6-26, 2:32)	10	11
Jets	4	3:09	C.Ivory 1 yd. run (pass failed) (11-76, 5:11)	16	11

Paid Attendance: 69,143

Time: 3:15

## Final Team Statistics

	Visitor Jets	Home Titans
TOTAL FIRST DOWNS	17	17
By Rushing	6	4
By Passing	8	11
By Penalty	3	2
THIRD DOWN EFFICIENCY	2-13-15%	6-16-38%
FOURTH DOWN EFFICIENCY	1-1-100%	0-1-0%
TOTAL NET YARDS	277	342
Total Offensive Plays (inc. times thrown passing)	60	64
Average gain per offensive play	4.6	5.3
NET YARDS RUSHING	114	89
Total Rushing Plays	29	28
Average gain per rushing play	3.9	3.2
Tackles for a loss-number and yards	4-9	2-6
NET YARDS PASSING	163	253
Times thrown - yards lost attempting to pass	3-16	1-7
Gross yards passing	179	260
PASS ATTEMPTS-COMPLETIONS-HAD INTERCEPTED	28-16-0	35-16-0
Avg gain per pass play (inc.# thrown passing)	5.3	7.0
KICKOFFS Number-In End Zone-Touchbacks	5-3-0	4-4-1
PUNTS Number and Average	7-50.3	6-49.2
Had Blocked	0	0
FGs - PATs Had Blocked	0-0	0-0
Net Punting Average	40.9	45.3
TOTAL RETURN YARDAGE (Not Including Kickoffs)	23	26
No. and Yards Punt Returns	3-23	4-26
No. and Yards Kickoff Returns	3-77	5-116
No. and Yards Interception Returns	0-0	0-0
PENALTIES Number and Yards	7-46	9-76
FUMBLES Number and Lost	0-0	2-1
TOUCHDOWNS	2	0
Rushing	1	0
Passing	1	0
EXTRA POINTS Made-Attempts	1-2	0-0
Kicking Made-Attempts	1-1	0-0
Passing Made-Attempts	0-1	0-0
FIELD GOALS Made-Attempts	1-2	3-3
RED ZONE EFFICIENCY	2-2-100%	0-2-0%
GOAL TO GO EFFICIENCY	1-1-100%	0-1-0%
SAFETIES	0	1
FINAL SCORE	16	11
TIME OF POSSESSION	30:03	29:57

## Final Individual Statistics

## New York Jets

RUSHING	ATT	YDS	AVG	LG	TD
C.Johnson	10	55	5.5	37	0
C.Ivory	12	25	2.1	12	1
G.Smith	4	16	4.0	10	0
P.Harvin	1	10	10.0	10	0
B.Powell	1	8	8.0	8	0
J.Conner	1	0	0.0	0	0
Total	29	114	3.9	37	1

PASSING	ATT	CMP	YDS	SK/YD	TD	LG	IN	RT
G.Smith	28	16	179	3/16	1	48	0	88.2
Total	28	16	179	3/16	1	48	0	88.2

PASS RECEIVING	TAR	REC	YDS	AVG	LG	TD
E.Decker	11	7	100	14.3	48	0
J.Cumberland	2	2	22	11.0	13	0
B.Powell	2	2	10	5.0	7	0
J.Amaro	1	1	20	20.0	20	0
T.Graham	2	1	9	9.0	9	0
J.Conner	1	1	9	9.0	9	1
C.Owusu	1	1	8	8.0	8	0
C.Ivory	1	1	1	1.0	1	0
P.Harvin	3	0	0	0.0	0	0
J.Kerley	2	0	0	0.0	0	0
C.Johnson	1	0	0	0.0	0	0
Total	27	16	179	11.2	48	1

INTERCEPTIONS	NO	YDS	AVG	LG	TD
Total	0	0	0	0	0

PUNTING	NO	YDS	AVG	NET	TB	IN20	LG
R.Quigley	7	352	50.3	40.9	2	1	56
Total	7	352	50.3	40.9	2	1	56

PUNT RETURNS	NO	YDS	AVG	FC	LG	TD
J.Kerley	3	23	7.7	3	20	0
Total	3	23	7.7	3	20	0

KICKOFF RETURNS	NO	YDS	AVG	FC	LG	TD
T.Graham	2	44	22.0	0	23	0
P.Harvin	1	33	33.0	0	33	0
[TOUCHBACK]	1	0	0.0	0	0	0
Total	3	77	25.7	0	33	0

## Tennessee Titans

RUSHING	ATT	YDS	AVG	LG	TD
S.Greene	16	50	3.1	8	0
D.McCluster	5	15	3.0	11	0
C.Whitehurst	2	9	4.5	10	0
B.Sankey	3	8	2.7	5	0
J.Locker	2	7	3.5	7	0
Total	28	89	3.2	11	0

PASSING	ATT	CMP	YDS	SK/YD	TD	LG	IN	RT
C.Whitehurst	24	10	203	1/7	0	49	0	72.0
J.Locker	11	6	57	0/0	0	26	0	69.1
Total	35	16	260	1/7	0	49	0	71.1

PASS RECEIVING	TAR	REC	YDS	AVG	LG	TD
N.Washington	10	6	102	17.0	26	0
D.Walker	5	4	93	23.3	33	0
D.McCluster	4	2	8	4.0	6	0
B.Sankey	1	1	18	18.0	18	0
K.Durham	3	1	14	14.0	14	0
S.Greene	1	1	13	13.0	13	0
L.Washington	4	1	2	2.0	2	0
C.Whitehurst	0	0	10	0.0	10	0
D.Hagan	5	0	0	0.0	0	0
C.Coffman	1	0	0	0.0	0	0
Total	34	16	260	16.3	33	0

INTERCEPTIONS	NO	YDS	AVG	LG	TD
Total	0	0	0	0	0

PUNTING	NO	YDS	AVG	NET	TB	IN20	LG
B.Kern	6	295	49.2	45.3	0	3	56
Total	6	295	49.2	45.3	0	3	56

PUNT RETURNS	NO	YDS	AVG	FC	LG	TD
D.McCluster	4	26	6.5	0	15	0
[OUT OF BOUNDS]	1	0	0.0	0	0	0
[TOUCHBACK]	2	0	0.0	0	0	0
Total	4	26	6.5	0	15	0

KICKOFF RETURNS	NO	YDS	AVG	FC	LG	TD
L.Washington	5	116	23.2	0	46	0
Total	5	116	23.2	0	46	0

## New York Jets

FUMBLES	FUM	LOST	OWN-REC	YDS	TD	FORCED	OPP-REC	YDS	TD	OUT-BDS
T.Graham	0	0	0	0	0	0	1	0	0	0
Total	0	0	0	0	0	0	1	0	0	0

## Tennessee Titans

FUMBLES	FUM	LOST	OWN-REC	YDS	TD	FORCED	OPP-REC	YDS	TD	OUT-BDS
L.Washington	1	1	0	0	0	0	0	0	0	0
C.Spencer	1	0	0	-16	0	0	0	0	0	0
J.Locker	0	0	1	0	0	0	0	0	0	0
Total	2	1	1	-16	0	0	0	0	0	0

Play By Play

First Quarter

12/14/2014

TEN wins toss, elects to Receive, and NYJ elects to defend the South goal.

R.Quigley kicks 69 yards from NYJ 35 to TEN -4. L.Washington to TEN 24 for 28 yards (Z.Sudfeld).

Tennessee Titans at 15:00, (1st play from scrimmage 14:53)

- 1-10-TEN 24 (14:53) (Shotgun) J.Locker pass short left to N.Washington to TEN 30 for 6 yards (D.Davis; M.Williams).
- 2-4-TEN 30 (14:19) B.Sankey left tackle to TEN 35 for 5 yards (D.Davis).
- 1-10-TEN 35 (13:45) S.Greene left end pushed ob at TEN 39 for 4 yards (M.Williams).
- 2-6-TEN 39 (13:12) (Shotgun) J.Locker pass short right to D.McCluster to TEN 41 for 2 yards (C.Pryor).
- 3-4-TEN 41 (12:30) (Shotgun) J.Locker pass incomplete short left to K.Durham.
- 4-4-TEN 41 (12:23) (Punt formation) B.Kern punts 55 yards to NYJ 4, Center-B.Brinkley. J.Kerley to NYJ 7 for 3 yards (B.Brinkley).

R1

New York Jets at 12:11

- 1-10-NYJ 7 (12:11) C.Johnson left end to NYJ 4 for -3 yards (J.Casey).
- 2-13-NYJ 4 (11:31) (Shotgun) C.Johnson right guard to NYJ 8 for 4 yards (D.Morgan).
- 3-9-NYJ 8 (10:54) (No Huddle, Shotgun) G.Smith pass short middle to B.Powell to NYJ 15 for 7 yards (A.Williamson).
- Penalty on NYJ-W.Colon, Offensive Holding, declined.
- 4-2-NYJ 15 (10:43) (Punt formation) R.Quigley punts 51 yards to TEN 34, Center-T.Purdum. D.McCluster to TEN 37 for 3 yards (B.Powell).

Tennessee Titans at 10:30

- 1-10-TEN 37 (10:30) B.Sankey up the middle to TEN 37 for no gain (D.Davis).
- 2-10-TEN 37 (9:58) D.McCluster left end to TEN 43 for 6 yards (M.Williams).
- 3-4-TEN 43 (9:15) (Shotgun) J.Locker scrambles left end ran ob at 50 for 7 yards (M.Williams).
- 1-10-50 (8:40) S.Greene right tackle to NYJ 45 for 5 yards (J.Jarrett).
- 2-5-NYJ 45 (8:01) D.McCluster left end to NYJ 48 for -3 yards (D.Harris).
- 3-8-NYJ 48 (7:13) (Shotgun) J.Locker pass deep right to N.Washington to NYJ 22 for 26 yards (P.Adams).
- 1-10-NYJ 22 (6:24) B.Sankey right tackle to NYJ 19 for 3 yards (D.Davis).
- 2-7-NYJ 19 (5:45) (Shotgun) J.Locker pass short right to N.Washington to NYJ 11 for 8 yards (D.Harris).
- PENALTY on TEN-J.Meredith, Illegal Formation, 5 yards, enforced at NYJ 19 - No Play.
- 2-12-NYJ 24 (5:25) (Shotgun) J.Locker pass short right to N.Washington to NYJ 10 for 14 yards (D.Davis).
- 1-10-NYJ 10 (4:45) D.McCluster up the middle to NYJ 6 for 4 yards (D.Harris; D.Landry).
- 2-6-NYJ 6 (4:08) (Shotgun) J.Locker Aborted. C.Spencer FUMBLES at NYJ 11, recovered by TEN-J.Locker at NYJ 22. J.Locker to NYJ 22 for no gain (Q.Coples).
- 3-22-NYJ 22 (3:25) (Shotgun) J.Locker pass incomplete short right to D.Hagan.
- 4-22-NYJ 22 (3:21) (Field Goal formation) R.Succop 40 yard field goal is GOOD, Center-B.Brinkley, Holder-B.Kern.

R2

P3

P4

NYJ 0 TEN 3, 12 plays, 41 yards, 7:14 drive, 11:44 elapsed

R.Succop kicks 70 yards from TEN 35 to NYJ -5. T.Graham to NYJ 16 for 21 yards (K.Burnett).

New York Jets at 3:16, (1st play from scrimmage 3:11)

- 1-10-NYJ 16 (3:11) (Shotgun) G.Smith pass short right to J.Cumberland to NYJ 25 for 9 yards (M.Griffin).
- 2-1-NYJ 25 (2:42) (No Huddle) G.Smith pass short right to E.Decker to NYJ 38 for 13 yards (M.Griffin).
- 1-10-NYJ 38 (2:11) (No Huddle, Shotgun) C.Johnson right tackle to NYJ 42 for 4 yards (A.Williamson).
- 2-6-NYJ 42 (1:33) (No Huddle, Shotgun) G.Smith pass short right to Z.Sudfeld to TEN 15 for 43 yards (C.Sensabaugh).
- PENALTY on NYJ-B.Giacomini, Offensive Holding, 10 yards, enforced at NYJ 42 - No Play.
- 2-16-NYJ 32 (:52) (No Huddle, Shotgun) PENALTY on NYJ-G.Smith, Delay of Game, 5 yards, enforced at NYJ 32 - No Play.
- 2-21-NYJ 27 (:32) (No Huddle, Shotgun) G.Smith pass incomplete short middle to J.Kerley.
- 3-21-NYJ 27 (:28) (No Huddle, Shotgun) G.Smith up the middle to NYJ 29 for 2 yards (K.Klug).

P1

END OF QUARTER

	Score	Time Poss	First Downs				Efficiencies	
			R	P	X	T	3 Down	4 Down
New York Jets	0	4:57	0	1	0	1	0/2	0/0
Tennessee Titans	3	10:03	2	2	0	4	2/4	0/0

Second Quarter

12/14/2014

Play By Play

New York Jets continued.

4-19-NYJ 29 (15:00) (Punt formation) R.Quigley punts 51 yards to TEN 20, Center-T.Purdum. D.McCluster to TEN 43 for 23 yards (D.Landry).  
PENALTY on TEN-K.Wooten, Illegal Block Above the Waist, 10 yards, enforced at TEN 35.

Tennessee Titans at 14:45

1-10-TEN 25 (14:45) D.McCluster up the middle to TEN 36 for 11 yards (D.Landry). NYJ-C.Pryor was injured during the play. His return is Questionable. R5  
1-10-TEN 36 (14:16) S.Greene right end to TEN 44 for 8 yards (J.Jarrett).  
2-2-TEN 44 (13:38) S.Greene right tackle to TEN 44 for no gain (S.Richardson).  
3-2-TEN 44 (13:00) (Shotgun) J.Locker pass incomplete short left to L.Washington.  
4-2-TEN 44 (12:56) (Punt formation) B.Kern punts 49 yards to NYJ 7, Center-B.Brinkley, fair catch by J.Kerley.

New York Jets at 12:48

1-10-NYJ 7 (12:48) C.Ivory right tackle to NYJ 6 for -1 yards (J.Casey; D.Morgan).  
2-11-NYJ 6 (12:13) (No Huddle, Shotgun) G.Smith sacked at NYJ -2 for -8 yards (J.Casey). FUMBLES (J.Casey), recovered by NYJ-N.Mangold at NYJ 6. N.Mangold to NYJ 6 for no gain (R.Pitoitua).  
Tennessee challenged the runner was down by contact ruling, and the play was REVERSED.  
(No Huddle, Shotgun) G.Smith pass incomplete short middle [J.Casey].  
PENALTY on NYJ-G.Smith, Intentional Grounding, 6 yards, enforced in End Zone, SAFETY.

NYJ 0 TEN 5, Safety, 2:51 elapsed	
-----------------------------------	--

R.Quigley kicks 47 yards from NYJ 20 to TEN 33. L.Washington MUFFS catch, RECOVERED by NYJ-T.Graham at TEN 40.

New York Jets at 12:09, (1st play from scrimmage 12:04)

1-10-TEN 40 (12:04) (Shotgun) G.Smith pass short right to C.Johnson to TEN 24 for 16 yards (M.Griffin).  
PENALTY on NYJ-C.Ivory, Offensive Pass Interference, 10 yards, enforced at TEN 40 - No Play.  
1-20-50 (11:33) (No Huddle) C.Ivory left end to TEN 49 for 1 yard (M.Griffin).  
2-19-TEN 49 (10:56) (No Huddle, Shotgun) G.Smith pass short left to E.Decker to TEN 39 for 10 yards (C.Sensabaugh).  
3-9-TEN 39 (10:15) (No Huddle, Shotgun) G.Smith pass short middle to E.Decker to TEN 35 for 4 yards (M.Griffin).  
4-5-TEN 35 (9:30) (Field Goal formation) N.Folk 53 yard field goal is No Good, Hit Crossbar, Center-T.Purdum, Holder-R.Quigley.

Tennessee Titans at 9:24

1-10-TEN 43 (9:24) (Shotgun) J.Locker pass incomplete short right to D.Hagan.  
2-10-TEN 43 (9:19) (Shotgun) J.Locker pass short right to D.Walker to 50 for 7 yards (D.Walls).  
3-3-50 (8:45) (Shotgun) J.Locker pass short right to D.Walker to NYJ 48 for 2 yards (D.Landry).  
4-1-NYJ 48 (8:06) (Punt formation) B.Kern punts 38 yards to NYJ 10, Center-B.Brinkley, fair catch by J.Kerley.

New York Jets at 7:58

1-10-NYJ 10 (7:58) C.Ivory up the middle to NYJ 11 for 1 yard (W.Woodyard; R.Pitoitua).  
2-9-NYJ 11 (7:22) G.Smith pass short right to C.Owusu to NYJ 19 for 8 yards (C.Sensabaugh).  
3-1-NYJ 19 (6:47) (No Huddle, Shotgun) C.Johnson left end to NYJ 25 for 6 yards (M.Huff; G.Wilson). R2  
1-10-NYJ 25 (5:55) (No Huddle, Shotgun) G.Smith pass short left to B.Powell to NYJ 28 for 3 yards (W.Woodyard).  
2-7-NYJ 28 (5:15) (No Huddle) P.Harvin right end to NYJ 38 for 10 yards (D.Morgan; G.Wilson). R3  
1-10-NYJ 38 (4:45) (No Huddle, Shotgun) Direct snap to C.Ivory. C.Ivory right tackle pushed ob at 50 for 12 yards (G.Wilson). R4  
1-10-50 (4:16) (No Huddle) C.Ivory left end pushed ob at TEN 45 for 5 yards (G.Wilson).  
2-5-TEN 45 (3:41) G.Smith pass incomplete short right to C.Johnson.  
3-5-TEN 45 (3:37) (No Huddle, Shotgun) G.Smith pass short left to E.Decker to TEN 39 for 6 yards (C.Sensabaugh). P5  
1-10-TEN 39 (3:02) (No Huddle) C.Johnson up the middle to TEN 38 for 1 yard (D.Moch).  
2-9-TEN 38 (2:31) (No Huddle) G.Smith pass incomplete deep right to P.Harvin [J.Casey].  
3-9-TEN 38 (2:25) (Shotgun) G.Smith pass incomplete deep right to T.Graham.  
4-9-TEN 38 (2:20) (Punt formation) R.Quigley punts 33 yards to TEN 5, Center-T.Purdum, fair catch by D.McCluster.  
PENALTY on TEN-K.Burnett, Running Into the Kicker, 5 yards, enforced at TEN 38 - No Play.  
4-4-TEN 33 (2:13) (Field Goal formation) N.Folk 51 yard field goal is GOOD, Center-T.Purdum, Holder-R.Quigley.

NYJ 3 TEN 5, 13 plays, 57 yards, 1 penalty, 5:50 drive, 12:52 elapsed	
---	--

R.Quigley kicks 61 yards from NYJ 35 to TEN 4. L.Washington to TEN 21 for 17 yards (N.Bellore).

Tennessee Titans at 2:08, (1st play from scrimmage 2:04)

1-10-TEN 21 (2:04) (Shotgun) J.Locker pass incomplete deep left to D.Hagan [Q.Coples]. TEN-J.Locker was injured during the play. His return is Questionable.

Two-Minute Warning

New York Jets vs Tennessee Titans at LP Field

- 2-10-TEN 21 (1:58) (Shotgun) C.Whitehurst pass incomplete short left to N.Washington.
- 3-10-TEN 21 (1:53) (Shotgun) C.Whitehurst pass short right to L.Washington to TEN 23 for 2 yards (S.Richardson).  
Timeout #1 by NYJ at 01:44.
- 4-8-TEN 23 (1:44) (Punt formation) B.Kern punts 53 yards to NYJ 24, Center-B.Brinkley. J.Kerley ran ob at NYJ 24 for no gain.

New York Jets at 1:36

- 1-10-NYJ 24 (1:36) (Shotgun) G.Smith pass short right to J.Amaro pushed ob at NYJ 44 for 20 yards (J.McCourty).
- 1-10-NYJ 44 (1:30) (No Huddle, Shotgun) G.Smith sacked ob at NYJ 44 for 0 yards (G.Wilson).
- 2-10-NYJ 44 (1:23) (No Huddle, Shotgun) B.Powell left guard to TEN 48 for 8 yards (D.Moch).  
Timeout #2 by NYJ at 01:15.
- 3-2-TEN 48 (1:15) C.Johnson up the middle to TEN 49 for -1 yards (K.Klug).
- 4-3-TEN 49 (:23) (Punt formation) R.Quigley punts 49 yards to end zone, Center-T.Purdum, Touchback.

Tennessee Titans at 0:13

- 1-10-TEN 20 (:13) C.Whitehurst kneels to TEN 19 for -1 yards.

END OF QUARTER

	Score	Time	First Downs				Efficiencies	
		Poss	R	P	X	T	3 Down	4 Down
New York Jets	3	10:52	3	2	0	5	2/5	0/0
Tennessee Titans	5	4:08	1	0	0	1	0/3	0/0



## First Half Summary

## PERIOD SCORES

Jets 0 3 = 3  
Titans 3 2 = 5

## TIME OF POSSESSION

Jets 15:49  
Titans 14:11

## Scoring Plays

Team	Qtr	Time	Play Description (Extra Point) (Drive Info)	Visitor	Home
Titans	1	3:16	R.Succop 40 yd. Field Goal (12-41, 7:14)	0	3
Titans	2	12:09	Penalty on G.Smith enforced in end zone for a Safety	0	5
Jets	2	2:08	N.Folk 51 yd. Field Goal (13-57, 5:50)	3	5

	New York Jets	Tennessee Titans
TOTAL FIRST DOWNS	6	5
First Downs Rushing-Passing-by Penalty	3 - 3 - 0	3 - 2 - 0
THIRD DOWN EFFICIENCY	2-7-29%	2-7-29%
TOTAL NET YARDS	129	108
Total Offensive Plays	29	27
NET YARDS RUSHING	49	49
NET YARDS PASSING	80	59
Gross Yards Passing	80	59
Times thrown-yards lost attempting to pass	1-0	0-0
Pass Attempts-Completions-Had Intercepted	14 - 9 - 0	13 - 7 - 0
Punts-Number and Average	3 - 50.3	4 - 48.8
Penalties-Number and Yards	4 - 31	3 - 20
Fumbles-Number and Lost	0 - 0	2 - 1
Red Zone Efficiency	0-0-0%	0-1-0%
Average Drive Start	NYJ 21	TEN 28

## New York Jets

## Tennessee Titans

RUSHING										RUSHING									
	ATT	YDS	AVG	LG	TD						ATT	YDS	AVG	LG	TD				
C.Ivory	5	18	3.6	12	0					D.McCluster	4	18	4.5	11	0				
C.Johnson	6	11	1.8	6	0					S.Greene	4	17	4.3	8	0				
P.Harvin	1	10	10.0	10	0					B.Sankey	3	8	2.7	5	0				
B.Powell	1	8	8.0	8	0					J.Locker	2	7	3.5	7	0				
G.Smith	1	2	2.0	2	0					C.Whitehurst	1	-1	-1.0	-1	0				
Total	14	49	3.5	12	0					Total	14	49	3.5	11	0				
PASSING										PASSING									
	ATT	CMP	YDS	SK/YD	TD	LG	IN	RT			ATT	CMP	YDS	SK/YD	TD	LG	IN	RT	
G.Smith	14	9	80	1/0	0	20	0	79.5		J.Locker	11	6	57	0/0	0	26	0	69.1	
										C.Whitehurst	2	1	2	0/0	0	2	0	56.2	
Total	14	9	80	1/0	0	20	0	79.5		Total	13	7	59	0/0	0	26	0	65.9	
PASS RECEIVING								PASS RECEIVING											
	TAR	REC	YDS	AVG	LG	TD			TAR	REC	YDS	AVG	LG	TD					
E.Decker	4	4	33	8.3	13	0			N.Washington	4	3	46	15.3	26	0				
B.Powell	2	2	10	5.0	7	0			D.Walker	2	2	9	4.5	7	0				
J.Amaro	1	1	20	20.0	20	0			L.Washington	2	1	2	2.0	2	0				
J.Cumberland	1	1	9	9.0	9	0			D.McCluster	1	1	2	2.0	2	0				
C.Owusu	1	1	8	8.0	8	0			D.Hagan	3	0	0	0.0	0	0				
T.Graham	1	0	0	0.0	0	0			K.Durham	1	0	0	0.0	0	0				
P.Harvin	1	0	0	0.0	0	0													
C.Johnson	1	0	0	0.0	0	0													
J.Kerley	1	0	0	0.0	0	0													
Total	13	9	80	8.9	20	0			Total	13	7	59	8.4	26	0				

New York Jets

Regular Defensive Plays

Special Teams

Misc

12/14/2014 at LP Field

	TKL	AST	COMB	SK	/ YDS	TFL	Q	IN	PD	FF	FR	TKL	AST	FF	FR	BL	TKL	AST	FF	FR
D.Davis	4	1	5	0	0	0	0	0	0	0	0	0	0	0	0	0	0	0	0	0
M.Williams	3	1	4	0	0	0	0	0	0	0	0	0	0	0	0	0	0	0	0	0
D.Landry	2	1	3	0	0	0	0	0	0	0	0	1	0	0	0	0	0	0	0	0
J.Jarrett	2	0	2	0	0	0	0	0	0	0	0	0	0	0	0	0	0	0	0	0
Total	11	3	14	0	0	0	0	0	0	0	0	1	0	0	0	0	0	0	0	0

[illegible]

## Play By Play

## Third Quarter

12/14/2014

NYJ elects to Receive, and TEN elects to defend the North goal.

R.Succop kicks 65 yards from TEN 35 to end zone, Touchback.

New York Jets at 15:00

- 1-10-NYJ 20 (15:00) (Shotgun) G.Smith scrambles right end to NYJ 23 for 3 yards (G.Wilson).
- 2-7-NYJ 23 (14:20) (No Huddle, Shotgun) C.Ivory left guard to NYJ 26 for 3 yards (R.Pitoitua).
- 3-4-NYJ 26 (13:46) (No Huddle, Shotgun) G.Smith pass incomplete short right to P.Harvin.  
Penalty on NYJ-W.Colon, Illegal Use of Hands, declined.
- 4-4-NYJ 26 (13:42) (Punt formation) R.Quigley punts 41 yards to TEN 33, Center-T.Purdum, out of bounds.  
PENALTY on TEN-J.Staples, Offensive Holding, 10 yards, enforced at TEN 33.

Tennessee Titans at 13:33

- 1-10-TEN 23 (13:33) S.Greene up the middle to TEN 28 for 5 yards (D.Harrison).
- 2-5-TEN 28 (12:55) S.Greene up the middle to TEN 30 for 2 yards (L.Douzable; D.Harrison).
- 3-3-TEN 30 (12:17) (Shotgun) C.Whitehurst scrambles up the middle to TEN 40 for 10 yards (D.Davis). R6
- 1-10-TEN 40 (11:34) C.Whitehurst pass short middle to S.Greene to NYJ 47 for 13 yards (C.Pryor). P7
- 1-10-NYJ 47 (10:51) C.Whitehurst pass incomplete deep left to D.Walker.
- 2-10-NYJ 47 (10:45) D.McCluster up the middle to 50 for -3 yards (J.Babin).
- 3-13-50 (10:01) (Shotgun) C.Whitehurst pass short right to K.Durham to NYJ 36 for 14 yards (P.Adams). P8
- 1-10-NYJ 36 (9:19) S.Greene up the middle to NYJ 30 for 6 yards (C.Pryor).
- 2-4-NYJ 30 (8:39) S.Greene left tackle to NYJ 29 for 1 yard (K.Ellis).
- 3-3-NYJ 29 (7:56) (Shotgun) C.Whitehurst pass short left to N.Washington pushed ob at NYJ 18 for 11 yards (M.Williams) [S.Richardson]. P9
- 1-10-NYJ 18 (7:29) S.Greene right tackle to NYJ 16 for 2 yards (P.Adams).
- 2-8-NYJ 16 (6:57) S.Greene right tackle to NYJ 15 for 1 yard (D.Harris; J.Babin).
- 3-7-NYJ 15 (6:13) (Shotgun) C.Whitehurst pass incomplete short left to D.Hagan.
- 4-7-NYJ 15 (6:08) (Field Goal formation) R.Succop 33 yard field goal is GOOD, Center-B.Brinkley, Holder-B.Kern.

NYJ 3 TEN 8, 14 plays, 62 yards, 7:30 drive, 8:57 elapsed

R.Succop kicks 69 yards from TEN 35 to NYJ -4. T.Graham to NYJ 19 for 23 yards (K.Burnett).

New York Jets at 6:03, (1st play from scrimmage 5:57)

- 1-10-NYJ 19 (5:57) G.Smith pass deep left to E.Decker for 81 yards, TOUCHDOWN. P7  
The Replay Official challenged the runner was in bounds ruling, and the play was REVERSED.  
G.Smith pass deep left to E.Decker ran ob at TEN 33 for 48 yards.  
PENALTY on TEN-J.Casey, Unnecessary Roughness, 15 yards, enforced at TEN 33. X8
- 1-10-TEN 18 (5:37) (Shotgun) G.Smith pass incomplete deep left to E.Decker (J.Casey).
- 2-10-TEN 18 (5:30) (Shotgun) G.Smith pass short left to T.Graham to TEN 9 for 9 yards (J.McCourty).
- 3-1-TEN 9 (4:46) (No Huddle, Shotgun) G.Smith pass incomplete short left to P.Harvin.
- 4-1-TEN 9 (4:41) (Shotgun) G.Smith pass short right to J.Conner for 9 yards, TOUCHDOWN. P9  
N.Folk extra point is GOOD, Center-T.Purdum, Holder-R.Quigley.

NYJ 10 TEN 8, 5 plays, 81 yards, 1 penalty, 1:29 drive, 10:26 elapsed

R.Quigley kicks 70 yards from NYJ 35 to TEN -5. L.Washington to TEN 41 for 46 yards (S.Hakim).

Tennessee Titans at 4:34, (1st play from scrimmage 4:25)

- 1-10-TEN 41 (4:25) S.Greene up the middle to TEN 43 for 2 yards (D.Harris; D.Harrison).
- 2-8-TEN 43 (3:44) (Shotgun) C.Whitehurst pass short right to D.McCluster to TEN 47 for 4 yards (D.Landry).  
PENALTY on NYJ-C.Pace, Defensive Holding, 5 yards, enforced at TEN 43 - No Play. X10
- 1-10-TEN 48 (3:24) C.Whitehurst pass short left to B.Sankey pushed ob at NYJ 34 for 18 yards (D.Harris). P11
- 1-10-NYJ 34 (2:52) S.Greene right guard to NYJ 33 for 1 yard (D.Harris).
- 2-9-NYJ 33 (2:16) C.Whitehurst pass incomplete short left to C.Coffman (I.Enemkpali).
- 3-9-NYJ 33 (2:12) (Shotgun) C.Whitehurst pass incomplete short left to D.McCluster.
- 4-9-NYJ 33 (2:07) (Field Goal formation) R.Succop 51 yard field goal is GOOD, Center-B.Brinkley, Holder-B.Kern.

NYJ 10 TEN 11, 6 plays, 26 yards, 1 penalty, 2:32 drive, 12:58 elapsed

R.Succop kicks 66 yards from TEN 35 to NYJ -1. P.Harvin to NYJ 32 for 33 yards (J.Staples; B.Harris).

New York Jets at 2:02, (1st play from scrimmage 1:53)

- 1-10-NYJ 32 (1:53) (Shotgun) G.Smith pass short middle to J.Cumberland to NYJ 45 for 13 yards (M.Griffin; M.Huff). P10

New York Jets vs Tennessee Titans at LP Field

- 1-10-NYJ 45 (1:23) C.Johnson up the middle to NYJ 47 for 2 yards (D.Jones).  
Timeout #1 by NYJ at 00:37.
- 2-8-NYJ 47 (:37) (Shotgun) G.Smith pass incomplete deep right to E.Decker [S.Hill].
- 3-8-NYJ 47 (:29) (Shotgun) G.Smith pass incomplete deep left to E.Decker.
- 4-8-NYJ 47 (:21) (Punt formation) R.Quigley punts 53 yards to end zone, Center-T.Purdum, Touchback.

Tennessee Titans at 0:11

- 1-10-TEN 20 (:11) S.Greene left end to TEN 21 for 1 yard (S.Richardson).

END OF QUARTER	Score	Time Poss	First Downs				Efficiencies	
			R	P	X	T	3 Down	4 Down
New York Jets	10	4:47	0	3	1	4	0/3	1/1
Tennessee Titans	11	10:13	1	4	1	6	3/5	0/0

Tennessee Titans continued.

2-9-TEN 21	(15:00) (Shotgun) C.Whitehurst pass deep middle to N.Washington to TEN 43 for 22 yards (C.Pryor).	P12
<u>1-10-TEN 43</u>	(14:14) S.Greene left tackle to TEN 47 for 4 yards (M.Williams; C.Pryor). TEN-S.Greene was injured during the play. His return is Questionable.	
2-6-TEN 47	(13:42) (Shotgun) C.Whitehurst pass short right to D.McCluster to NYJ 48 for 5 yards (D.Walls).	
	PENALTY on TEN-A.Levitre, Offensive Holding, 10 yards, enforced at TEN 47 - No Play.	
2-16-TEN 37	(13:20) C.Whitehurst pass incomplete deep right to N.Washington.	
3-16-TEN 37	(13:14) (Shotgun) C.Whitehurst pass incomplete short left to D.McCluster (I.Enemkpali).	
4-16-TEN 37	(13:10) (Punt formation) B.Kern punts 56 yards to NYJ 7, Center-B.Brinkley. J.Kerley to NYJ 27 for 20 yards (G.Wilson).	

New York Jets at 13:00

1-10-NYJ 27	(13:00) (Shotgun) C.Ivory right tackle to NYJ 30 for 3 yards (A.Woods; D.Morgan).	
2-7-NYJ 30	(12:26) (No Huddle, Shotgun) G.Smith pass short left to E.Decker to NYJ 38 for 8 yards (C.Sensabaugh).	P11
<u>1-10-NYJ 38</u>	(11:44) (No Huddle, Shotgun) G.Smith sacked at NYJ 29 for -9 yards (D.Morgan).	
2-19-NYJ 29	(10:56) (No Huddle, Shotgun) G.Smith scrambles right end ran ob at NYJ 30 for 1 yard (Q.Groves).	
3-18-NYJ 30	(10:12) (No Huddle, Shotgun) G.Smith pass incomplete deep middle to J.Kerley.	
4-18-NYJ 30	(10:06) (Punt formation) R.Quigley punts 51 yards to TEN 19, Center-T.Purdum. D.McCluster to TEN 24 for 5 yards (N.Bellore).	

Tennessee Titans at 9:54

1-10-TEN 24	(9:54) S.Greene up the middle to TEN 29 for 5 yards (J.Babin).	
2-5-TEN 29	(9:18) S.Greene up the middle to TEN 32 for 3 yards (D.Landry).	
3-2-TEN 32	(8:44) (Shotgun) C.Whitehurst pass incomplete short right to L.Washington.	
4-2-TEN 32	(8:27) (Punt formation) B.Kern punts 44 yards to NYJ 24, Center-B.Brinkley, fair catch by J.Kerley.	

New York Jets at 8:20

1-10-NYJ 24	(8:20) C.Johnson up the middle to NYJ 26 for 2 yards (W.Woodyard; G.Wilson).	
2-8-NYJ 26	(7:43) (Shotgun) G.Smith sacked at NYJ 19 for -7 yards (A.Woods).	
3-15-NYJ 19	(6:58) (No Huddle, Shotgun) G.Smith pass incomplete short left to E.Decker (C.Sensabaugh).	
	PENALTY on TEN-W.Woodyard, Unsportsmanlike Conduct, 15 yards, enforced at NYJ 19.	X12
<u>1-10-NYJ 34</u>	(6:52) (Shotgun) G.Smith pass short right to C.Ivory to NYJ 35 for 1 yard (B.Harris).	
2-9-NYJ 35	(6:15) (No Huddle, Shotgun) G.Smith left end to NYJ 45 for 10 yards (A.Williamson).	R13
<u>1-10-NYJ 45</u>	(5:42) (No Huddle, Shotgun) C.Johnson right tackle to NYJ 48 for 3 yards (Q.Groves).	
2-7-NYJ 48	(5:11) G.Smith pass short left to E.Decker to TEN 41 for 11 yards (C.Sensabaugh). NYJ-N.Mangold was injured during the play. His return is Questionable.	P14
<u>1-10-TEN 41</u>	(4:59) Direct snap to C.Johnson. C.Johnson up the middle pushed ob at TEN 4 for 37 yards (J.McCourtly).	R15
<u>1-4-TEN 4</u>	(4:50) C.Ivory up the middle to TEN 3 for 1 yard (G.Wilson).	
2-3-TEN 3	(4:09) (Shotgun) PENALTY on NYJ, False Start, 5 yards, enforced at TEN 3 - No Play.	
2-8-TEN 8	(4:07) C.Ivory right tackle to TEN 7 for 1 yard (R.Pitoitua).	
3-7-TEN 7	(3:23) (Shotgun) G.Smith pass incomplete short middle to E.Decker.	
	PENALTY on TEN-C.Sensabaugh, Defensive Pass Interference, 6 yards, enforced at TEN 7 - No Play.	X16
<u>1-1-TEN 1</u>	(3:19) C.Ivory left guard to TEN 1 for no gain (S.Hill; A.Woods).	
	PENALTY on TEN-D.Morgan, Defensive Offside, 0 yards, enforced at TEN 1 - No Play.	
1-1-TEN 1	(3:14) C.Ivory left end for 1 yard, TOUCHDOWN.	R17
	TWO-POINT CONVERSION ATTEMPT. G.Smith pass to J.Kerley is incomplete. ATTEMPT FAILS.	

NYJ 16 TEN 11, 11 plays, 76 yards, 3 penalties, 5:11 drive, 11:51 elapsed

R.Quigley kicks 68 yards from NYJ 35 to TEN -3. L.Washington to TEN 22 for 25 yards (N.Bellore).

Tennessee Titans at 3:09, (1st play from scrimmage 3:03)

1-10-TEN 22	(3:03) (Shotgun) C.Whitehurst sacked at TEN 14 for -8 yards (I.Enemkpali).	
	PENALTY on NYJ-K.Wilson, Defensive Holding, 5 yards, enforced at TEN 22 - No Play.	X13
<u>1-10-TEN 27</u>	(2:54) (Shotgun) C.Whitehurst pass incomplete short right to K.Durham.	
2-10-TEN 27	(2:49) (No Huddle, Shotgun) C.Whitehurst pass short right to D.Walker to TEN 45 for 18 yards (J.Jarrett).	P14
<u>1-10-TEN 45</u>	(2:19) (No Huddle, Shotgun) C.Whitehurst pass deep middle to D.Walker to NYJ 22 for 33 yards (D.Landry).	P15

Two-Minute Warning

<u>1-10-NYJ 22</u>	(2:00) (Shotgun) C.Whitehurst sacked at NYJ 29 for -7 yards (Q.Coples).	
	Timeout #1 by TEN at 01:53.	

New York Jets vs Tennessee Titans at LP Field

2-17-NYJ 29	(1:53) (Shotgun) C.Whitehurst pass incomplete deep right to D.Hagan.	
3-17-NYJ 29	(1:47) (Shotgun) C.Whitehurst pass incomplete deep middle to N.Washington [Q.Coples]. Timeout #2 by NYJ at 01:40.	
4-17-NYJ 29	(1:40) (Shotgun) C.Whitehurst pass incomplete deep right to L.Washington.	
New York Jets at 1:31		
1-10-NYJ 30	(1:31) J.Conner up the middle to NYJ 30 for no gain (J.Casey). Timeout #2 by TEN at 01:27.	
2-10-NYJ 30	(1:27) C.Ivory right tackle to NYJ 26 for -4 yards (S.Hill). Timeout #3 by TEN at 01:22.	
3-14-NYJ 26	(1:22) (Shotgun) C.Ivory up the middle to NYJ 28 for 2 yards (A.Williamson). Timeout #3 by NYJ at 00:35.	
4-12-NYJ 28	(:35) (Punt formation) R.Quigley punts 56 yards to TEN 16, Center-T.Purdum. D.McCluster to TEN 19 for 3 yards (Z.Sudfeld).	
Tennessee Titans at 0:21		
1-10-TEN 19	(:21) (Shotgun) C.Whitehurst pass deep middle to N.Washington to TEN 42 for 23 yards (D.Davis).	P16
<u>1-10-TEN 42</u>	(:07) (No Huddle) C.Whitehurst spiked the ball to stop the clock.	
2-10-TEN 42	(:06) (Shotgun) C.Whitehurst pass incomplete deep middle to N.Washington [Q.Coples].	
3-10-TEN 42	(:00) C.Whitehurst pass short middle to D.McCluster to TEN 48 for 6 yards. Lateral to N.Washington to TEN 38 for -10 yards. Lateral to C.Whitehurst to NYJ 42 for 20 yards. Lateral to D.Walker to NYJ 9 for 33 yards (D.Landry).	P17
END OF QUARTER		
	Time	
	First Downs	
	Efficiencies	
	Score	
	Poss	
	R	P
	X	T
	3 Down	4 Down
New York Jets	16	9:27 3 2 2 7 0/3 0/0
Tennessee Titans	11	5:33 0 5 1 6 1/4 0/1

## Final Defensive Statistics

## New York Jets

## Regular Defensive Plays

## Special Teams

## Misc

	TKL	AST	COMB	SK	/ YDS	TFL	Q	IN	PD	FF	FR	TKL	AST	FF	FR	BL	TKL	AST	FF	FR
D.Davis	6	1	7	0	0	0	0	0	0	0	0	0	0	0	0	0	0	0	0	0
D.Landry	5	1	6	0	0	0	0	0	0	0	0	1	0	0	0	0	0	0	0	0
M.Williams	4	2	6	0	0	0	0	0	0	0	0	0	0	0	0	0	0	0	0	0
D.Harris	3	3	6	0	0	1	0	0	0	0	0	0	0	0	0	0	0	0	0	0
C.Pryor	4	1	5	0	0	0	0	0	0	0	0	0	0	0	0	0	0	0	0	0
S.Richardson	3	0	3	0	0	0	1	0	0	0	0	0	0	0	0	0	0	0	0	0
J.Jarrett	3	0	3	0	0	0	0	0	0	0	0	0	0	0	0	0	0	0	0	0
P.Adams	3	0	3	0	0	0	0	0	0	0	0	0	0	0	0	0	0	0	0	0
J.Babin	2	1	3	0	0	1	0	0	0	0	0	0	0	0	0	0	0	0	0	0
D.Harrison	1	2	3	0	0	0	0	0	0	0	0	0	0	0	0	0	0	0	0	0
Q.Coples	2	0	2	1	7	2	4	0	0	0	0	0	0	0	0	0	0	0	0	0
D.Walls	1	0	1	0	0	0	0	0	0	0	0	0	0	0	0	0	0	0	0	0
K.Ellis	1	0	1	0	0	0	0	0	0	0	0	0	0	0	0	0	0	0	0	0
L.Douzable	0	1	1	0	0	0	0	0	0	0	0	0	0	0	0	0	0	0	0	0
I.Enemkpali	0	0	0	0	0	0	0	0	2	0	0	0	0	0	0	0	0	0	0	0
N.Bellore	0	0	0	0	0	0	0	0	0	0	0	3	0	0	0	0	0	0	0	0
Z.Sudfeld	0	0	0	0	0	0	0	0	0	0	0	2	0	0	0	0	0	0	0	0
B.Powell	0	0	0	0	0	0	0	0	0	0	0	1	0	0	0	0	0	0	0	0
S.Hakim	0	0	0	0	0	0	0	0	0	0	0	1	0	0	0	0	0	0	0	0
T.Graham	0	0	0	0	0	0	0	0	0	0	0	0	0	0	1	0	0	0	0	0
Total	38	12	50	1	7	4	5	0	2	0	0	8	0	0	1	0	0	0	0	0

TKL = Tackle AST = Assist COMB = Combined QH=QB Hit IN = Interception PD = Pass Defense FF = Forced Fumble FR = Fumble Recovery

## Tennessee Titans

## Regular Defensive Plays

## Special Teams

## Misc

	TKL	AST	COMB	SK	/ YDS	TFL	QH	IN	PD	FF	FR	TKL	AST	FF	FR	BL	TKL	AST	FF	FR
G.Wilson	5	3	8	1	0	0	0	0	0	0	0	1	0	0	0	0	0	0	0	0
C.Sensabaugh	5	0	5	0	0	0	0	0	1	0	0	0	0	0	0	0	0	0	0	0
M.Griffin	4	1	5	0	0	0	0	0	0	0	0	0	0	0	0	0	0	0	0	0
D.Morgan	2	3	5	1	9	1	1	0	0	0	0	0	0	0	0	0	0	0	0	0
A.Williamson	4	0	4	0	0	0	0	0	0	0	0	0	0	0	0	0	0	0	0	0
J.McCourty	3	0	3	0	0	0	0	0	0	0	0	0	0	0	0	0	0	0	0	0
J.Casey	2	1	3	0	0	1	2	0	1	0	0	0	0	0	0	0	0	0	0	0
R.Pitoitua	2	1	3	0	0	0	0	0	0	0	0	0	0	0	0	0	0	0	0	0
W.Woodyard	1	2	3	0	0	0	0	0	0	0	0	0	0	0	0	0	0	0	0	0
K.Klug	2	0	2	0	0	1	0	0	0	0	0	0	0	0	0	0	0	0	0	0
D.Moch	2	0	2	0	0	0	0	0	0	0	0	0	0	0	0	0	0	0	0	0
Q.Groves	2	0	2	0	0	0	0	0	0	0	0	0	0	0	0	0	0	0	0	0
A.Woods	1	1	2	1	7	1	1	0	0	0	0	0	0	0	0	0	0	0	0	0
M.Huff	0	2	2	0	0	0	0	0	0	0	0	0	0	0	0	0	0	0	0	0
S.Hill	1	0	1	0	0	1	1	0	0	0	0	0	0	0	0	0	0	0	0	0
B.Harris	1	0	1	0	0	0	0	0	0	0	0	0	1	0	0	0	0	0	0	0
D.Jones	1	0	1	0	0	0	0	0	0	0	0	0	0	0	0	0	0	0	0	0
K.Burnett	0	0	0	0	0	0	0	0	0	0	0	2	0	0	0	0	0	0	0	0
B.Brinkley	0	0	0	0	0	0	0	0	0	0	0	1	0	0	0	0	0	0	0	0
J.Staples	0	0	0	0	0	0	0	0	0	0	0	0	1	0	0	0	0	0	0	0
J.Locker	0	0	0	0	0	0	0	0	0	0	0	0	0	0	0	0	0	0	0	1
Total	38	14	52	3	16	5	5	0	2	0	0	4	2	0	0	0	0	0	0	1



# Ball Possession And Drive Chart

## New York Jets

#	Time Recd	Time Lost	Time Poss	How Ball Obtained	Drive Began	# Play	Yds Gain	Yds Pen	Net Yds	1st Down	Last Scrm	How Given Up
1	12:11	10:30	1:41	Punt	NYJ 7	3	8	0	8	0	NYJ 15	Punt
2	3:16	14:45	3:31	Kickoff	NYJ 16	5	28	-15	13	1	NYJ 29	Punt
3	12:48	12:09	0:39	Punt	NYJ 7	2	-1	-6	-7	0	NYJ 6	Safety
4	12:09	9:24	2:45	Muffed Kickoff	TEN 40	4	15	-10	5	0	TEN 35	Missed FG
5	7:58	2:08	5:50	Punt	NYJ 10	13	52	5	57	4	TEN 33	Field Goal
6	1:36	0:13	1:23	Punt	NYJ 24	4	27	0	27	1	TEN 49	Punt
7	15:00	13:33	1:27	Kickoff	NYJ 20	3	6	0	6	0	NYJ 26	Punt
8	6:03	4:34	1:29	Kickoff	NYJ 19	5	66	15	81	3	* TEN 9	Touchdown
9	2:02	0:11	1:51	Kickoff	NYJ 32	4	15	0	15	1	NYJ 47	Punt
10	13:00	9:54	3:06	Punt	NYJ 27	5	3	0	3	1	NYJ 30	Punt
11	8:20	3:09	5:11	Punt	NYJ 24	11	60	16	76	6	* TEN 1	Touchdown
12	1:31	0:21	1:10	Downs	NYJ 30	3	-2	0	-2	0	NYJ 28	Punt

(276) Average NYJ 23

## Tennessee Titans

#	Time Recd	Time Lost	Time Poss	How Ball Obtained	Drive Began	# Play	Yds Gain	Yds Pen	Net Yds	1st Down	Last Scrm	How Given Up
1	15:00	12:11	2:49	Kickoff	TEN 24	5	17	0	17	1	TEN 41	Punt
2	10:30	3:16	7:14	Punt	TEN 37	12	46	-5	41	3	* NYJ 22	Field Goal
3	14:45	12:48	1:57	Punt	TEN 25	4	19	0	19	1	TEN 44	Punt
4	9:24	7:58	1:26	Missed FG	TEN 43	3	9	0	9	0	NYJ 48	Punt
5	2:08	1:36	0:32	Kickoff	TEN 21	3	2	0	2	0	TEN 23	Punt
6	0:13	0:00	0:13	Punt	TEN 20	1	-1	0	-1	0	TEN 20	End of Half
7	13:33	6:03	7:30	Punt	TEN 23	14	62	0	62	4	* NYJ 15	Field Goal
8	4:34	2:02	2:32	Kickoff	TEN 41	6	21	5	26	2	NYJ 33	Field Goal
9	0:11	13:00	2:11	Punt	TEN 20	5	27	-10	17	1	TEN 37	Punt
10	9:54	8:20	1:34	Punt	TEN 24	3	8	0	8	0	TEN 32	Punt
11	3:09	1:31	1:38	Kickoff	TEN 22	7	44	5	49	3	NYJ 29	Downs
12	0:21	0:00	0:21	Punt	TEN 19	4	72	0	72	2	TEN 42	End of Game

(319) Average TEN 27

\* inside opponent's 20

## Time of Possession by Quarter

Visitor	New York Jets	1st	2nd	3rd	4th	OT	Total
Home	Tennessee Titans	4:57	10:52	4:47	9:27		30:03
		10:03	4:08	10:13	5:33		29:57

## Kickoff Drive No.-Start Average

Jets: 4 - NYJ 22

Titans: 4 - TEN 27

# Miscellaneous Statistics Report

New York Jets vs Tennessee Titans

12/14/2014 at LP Field

## Ten Longest Plays for New York Jets

Yards	Qtr	Play Start	Play Description
63	3	1-10-NYJ 19	(5:57) G.Smith pass deep left to E.Decker for 81 yards, TOUCHDOWN. The Replay Official challenged the runner was in bounds ruling, and the play was REVERSED. G.Smith pass deep left to E.Decker ran ob at TEN 33 for 48 yards. PENALTY on TEN-J.Casey, Unnecessary Roughness, 15 yards, enforced at TEN 33.
37	4	1-10-TEN 41	(4:59) Direct snap to C.Johnson. C.Johnson up the middle pushed ob at TEN 4 for 37 yards (J.McCourty).
20	2	1-10-NYJ 24	(1:36) (Shotgun) G.Smith pass short right to J.Amaro pushed ob at NYJ 44 for 20 yards (J.McCourty).
15	4	3-15-NYJ 19	(6:58) (No Huddle, Shotgun) G.Smith pass incomplete short left to E.Decker (C.Sensabaugh). PENALTY on TEN-W.Woodyard, Unsportsmanlike Conduct, 15 yards, enforced at NYJ 19.
13	1	2-1-NYJ 25	(2:42) (No Huddle) G.Smith pass short right to E.Decker to NYJ 38 for 13 yards (M.Griffin).
13	3	1-10-NYJ 32	(1:53) (Shotgun) G.Smith pass short middle to J.Cumberland to NYJ 45 for 13 yards (M.Griffin; M.Huff).
12	2	1-10-NYJ 38	(4:45) (No Huddle, Shotgun) Direct snap to C.Ivory. C.Ivory right tackle pushed ob at 50 for 12 yards (G.Wilson).
11	4	2-7-NYJ 48	(5:11) G.Smith pass short left to E.Decker to TEN 41 for 11 yards (C.Sensabaugh). NYJ-N.Mangold was injured during the play. His return is Questionable.
10	2	2-19-TEN 49	(10:56) (No Huddle, Shotgun) G.Smith pass short left to E.Decker to TEN 39 for 10 yards (C.Sensabaugh).
10	2	2-7-NYJ 28	(5:15) (No Huddle) P.Harvin right end to NYJ 38 for 10 yards (D.Morgan; G.Wilson).

## Ten Longest Plays for Tennessee Titans

Yards	Qtr	Play Start	Play Description
49	4	3-10-TEN 42	(:00) C.Whitehurst pass short middle to D.McCluster to TEN 48 for 6 yards. Lateral to N.Washington to TEN 38 for -10 yards.
33	4	1-10-TEN 45	(2:19) (No Huddle, Shotgun) C.Whitehurst pass deep middle to D.Walker to NYJ 22 for 33 yards (D.Landry).
26	1	3-8-NYJ 48	(7:13) (Shotgun) J.Locker pass deep right to N.Washington to NYJ 22 for 26 yards (P.Adams).
23	4	1-10-TEN 19	(:21) (Shotgun) C.Whitehurst pass deep middle to N.Washington to TEN 42 for 23 yards (D.Davis).
22	4	2-9-TEN 21	(15:00) (Shotgun) C.Whitehurst pass deep middle to N.Washington to TEN 43 for 22 yards (C.Pryor).
18	3	1-10-TEN 48	(3:24) C.Whitehurst pass short left to B.Sankey pushed ob at NYJ 34 for 18 yards (D.Harris).
18	4	2-10-TEN 27	(2:49) (No Huddle, Shotgun) C.Whitehurst pass short right to D.Walker to TEN 45 for 18 yards (J.Jarrett).
14	1	2-12-NYJ 24	(5:25) (Shotgun) J.Locker pass short right to N.Washington to NYJ 10 for 14 yards (D.Davis).
14	3	3-13-50	(10:01) (Shotgun) C.Whitehurst pass short right to K.Durham to NYJ 36 for 14 yards (P.Adams).
13	3	1-10-TEN 40	(11:34) C.Whitehurst pass short middle to S.Greene to NYJ 47 for 13 yards (C.Pryor).

## Touchdown Scoring Information

		Offense	Defense	Special Teams
VISITOR	New York Jets	2	0	0
HOME	Tennessee Titans	0	0	0

## Player Scoring Information

Club	Player	TD	Rush TD	Rec TD	KO TD	Punt TD	Int TD	Fum TD	Misc TD	FG	XP	2Pt Rush	2Pt Rec	Sfty	Points
NYJ	C.Ivory	0	1	0	0	0	0	0	0	0	0	0	0	0	6
NYJ	J.Conner	0	0	1	0	0	0	0	0	0	0	0	0	0	6
NYJ	N.Folk	0	0	0	0	0	0	0	0	1	1	0	0	0	4
TEN	R.Succop	0	0	0	0	0	0	0	0	3	0	0	0	0	9

## Possession Detail

	First Half		Second Half		Game	
	Visitor	Home	Visitor	Home	Visitor	Home
Largest Lead	0	5	5	5	5	5
Drives Leading	0	4	1	3	1	7
Time of Possession Leading	0:00	4:08	1:10	11:15	1:10	15:23
Largest Deficit	-5	0	-5	-5	-5	-5
Drives Trailing	5	0	5	3	10	3
Time of Possession Trailing	14:08	0:00	13:04	4:31	27:12	4:31
Times Score Tied Up		0		0		0
Lead Changes		1		3		4

# Playtime Percentage

*Percent of playtime per player on offense, defense and special teams*

New York Jets						Tennessee Titans					
		Offense	Defense	Special Teams				Offense	Defense	Special Teams	
D Ferguson	T	65 100%		3	10%	C Spencer	G	68 100%		3	10%
W Colon	G	65 100%		3	10%	W Svitek	T	67 99%		3	10%
B Giacomini	T	65 100%		3	10%	C Warmack	G	67 99%		3	10%
O Aboushi	T	65 100%		3	10%	D Hagan	WR	67 99%			
G Smith	QB	65 100%				A Levitre	G	67 99%			
N Mangold	C	60 92%				J Meredith	T	67 99%			
E Decker	WR	53 82%				D Walker	TE	62 91%		2	7%
J Cumberland	TE	44 68%		5	17%	N Washington	WR	61 90%			
P Harvin	WR	37 57%		1	3%	C Whitehurst	QB	43 63%			
J Kerley	WR	34 52%		6	21%	K Durham	WR	25 37%		2	7%
C Ivory	RB	31 48%				J Locker	QB	25 37%			
J Conner	FB	23 35%		4	14%	L Washington	RB	24 35%		5	17%
T Graham	WR	22 34%		19	66%	S Greene	RB	24 35%			
J Amaro	TE	22 34%				D McCluster	RB	21 31%		8	28%
C Johnson	RB	21 32%				C Coffman	TE	17 25%		8	28%
Z Sudfeld	TE	14 22%		24	83%	B Brackett	TE	16 24%		6	21%
B Powell	RB	13 20%		21	72%	B Sankey	RB	12 18%			
C Owusu	WR	9 14%		4	14%	J Battle	TE	10 15%		21	72%
D Freeman	C	5 8%		3	10%	E Olsen	G	5 7%		3	10%
B Ijalana	T	2 3%				A Williamson	LB		65 100%	10	34%
C Pace	LB		68 100%	5	17%	M Griffin	FS		65 100%	4	14%
D Harris	LB		68 100%	5	17%	C Sensabaugh	CB		63 97%	11	38%
D Davis	LB		68 100%	4	14%	J McCourty	CB		63 97%	5	17%
M Williams	CB		67 99%	5	17%	D Morgan	LB		62 95%	4	14%
S Richardson	DT		64 94%	5	17%	G Wilson	FS		59 91%	6	21%
J Jarrett	FS		54 79%	10	34%	J Casey	DT		46 71%	1	3%
J Babin	LB		51 75%	4	14%	W Woodyard	LB		44 68%	10	34%
Q Coples	LB		49 72%	5	17%	Q Groves	LB		41 63%	13	45%
C Pryor	FS		42 62%	15	52%	S Hill	NT		41 63%	1	3%
D Landry	SS		40 59%	21	72%	R Pitoitua	DE		33 51%	1	3%
D Walls	CB		38 56%	3	10%	M Huff	CB		31 48%	14	48%
D Harrison	NT		31 46%	8	28%	K Klug	DT		24 37%	12	41%
P Adams	CB		29 43%	4	14%	D Moch	LB		22 34%	11	38%
L Douzable	DE		27 40%	3	10%	B Harris	CB		21 32%	21	72%
K Wilson	CB		19 28%	9	31%	D Jones	DE		17 26%	7	24%
K Ellis	NT		15 22%			A Woods	NT		15 23%	6	21%
I Enemkpali	LB		12 18%	7	24%	Z Gooden	LB		2 3%	22	76%
T Barnes	DT		6 9%			J Staples	LB			22	76%
T Reilly	LB			21	72%	J Thomas	CB			22	76%
N Bellore	LB			21	72%	K Wooten	DB			16	55%
S Hakim	WR			20	69%	K Burnett	LB			11	38%
R Quigley	P			16	55%	B Brinkley	LS			9	31%
C Pantale	TE			15	52%	B Kern	P			9	31%
T Purdum	LS			11	38%	R Succop	K			7	24%
N Folk	K			3	10%						

# 2014 TENNESSEE TITANS SEASON STATISTICS

Won 2, Lost 12

Date	W-L	Score	OT	Opponent	Attendance
09/07	W	26-10		Kansas City	73,569*
09/14	L	10-26		Dallas	69,143*
09/21	L	7-33		at Cincinnati	56,743*
09/28	L	17-41		at Indianapolis	64,757*
10/05	L	28-29		Cleveland	69,143*
10/12	W	16-14		Jacksonville	69,143*
10/19	L	17-19		at Washington	75,227*
10/26	L	16-30		Houston	69,143*
11/09	L	7-21		at Baltimore	70,914*
11/17	L	24-27		Pittsburgh	69,143*
11/23	L	24-43		at Philadelphia	69,596*
11/30	L	21-45		at Houston	71,714*
12/07	L	7-36		New York Giants	69,143*
12/14	L	11-16		New York Jets	69,143*
12/18				at Jacksonville	
12/28				Indianapolis	

\* Sellout

Statistic	Tenn.	Opp.
<b>Total First Downs</b>	<b>230</b>	<b>324</b>
Rushing	63	111
Passing	143	189
Penalty	24	24
3rd Down: Made/Att	48/165	84/198
3rd Down Pct.	29.1	42.4
4th Down: Made/Att	5/13	4/8
4th Down Pct.	38.5	50.0
<b>Possession Avg.</b>	<b>27:03</b>	<b>32:57</b>
<b>Total Net Yards</b>	<b>4310</b>	<b>5302</b>
Avg. Per Game	307.9	378.7
Total Plays	793	977
Avg. Per Play	5.4	5.4
<b>Net Yards Rushing</b>	<b>1210</b>	<b>1954</b>
Avg. Per Game	86.4	139.6
Total Rushes	304	460
<b>Net Yards Passing</b>	<b>3100</b>	<b>3348</b>
Avg. Per Game	221.4	239.1
Sacked/Yards Lost	42/272	34/208
Gross Yards	3372	3556
Att./Completions	447/262	483/310
Completion Pct.	58.6	64.2
Had Intercepted	16	12
<b>Punts/Average</b>	<b>77/45.9</b>	<b>61/46.4</b>
<b>Net Punting Avg.</b>	<b>77/40.7</b>	<b>61/41.7</b>
<b>Penalties/Yards</b>	<b>100/894</b>	<b>86/686</b>
<b>Fumbles/Ball Lost</b>	<b>19/9</b>	<b>5/4</b>
<b>Touchdowns</b>	<b>26</b>	<b>42</b>
Rushing	6	15
Passing	18	24
Returns	2	3

Score By Periods	Q1	Q2	Q3	Q4	OT	PTS
Team	33	84	70	44	0	231
Opponents	98	93	90	109	0	390

Scoring	TD	Rush	Rec	Ret	K-PAT	FG	S	PTS
Succop	0	0	0	0	25/25	16/19	0	73
Wright	5	0	5	0			0	30
Walker	4	0	4	0			0	24
Hunter	3	0	3	0			0	18
Greene	2	2	0	0			0	12
Sankey	2	2	0	0			0	12
N. Washington	2	0	2	0			0	12
Battle	1	1	0	0			0	6
Coffman	1	0	1	0			0	6
Hagan	1	0	1	0			0	6
Huff	1	0	0	1			0	6
Locker	1	1	0	0			0	6
McCluster	1	0	1	0			0	6
McCourty	1	0	0	1			0	6
L. Washington	1	0	1	0			0	6
<b>Team</b>	<b>26</b>	<b>6</b>	<b>18</b>	<b>2</b>	<b>25/25</b>	<b>16/19</b>	<b>1</b>	<b>231</b>
<b>Opponents</b>	<b>42</b>	<b>15</b>	<b>24</b>	<b>3</b>	<b>41/41</b>	<b>31/36</b>	<b>2</b>	<b>390</b>

2-Pt Conv: TM 0-1, OPP 0-1

Rushing	No.	Yds	Avg	Long	TD
Sankey	134	507	3.8	22	2
Greene	76	270	3.6	20	2
Locker	22	142	6.5	29	1
McCluster	40	131	3.3	16	0
Whitehurst	13	59	4.5	23	0
L. Washington	7	44	6.3	16	0
Wright	3	44	14.7	38	0
Battle	4	9	2.3	5	1
Mettenberger	5	4	0.8	8	0
<b>Team</b>	<b>304</b>	<b>1210</b>	<b>4.0</b>	<b>38</b>	<b>6</b>
<b>Opponents</b>	<b>460</b>	<b>1954</b>	<b>4.2</b>	<b>53</b>	<b>15</b>

Receiving	No.	Yds	Avg	Long	TD
Walker	52	793	15.3	68	4
Wright	51	633	12.4	48	5
N. Washington	38	629	16.6	80t	2
Hunter	28	498	17.8	75t	3
McCluster	26	197	7.6	25	1
Sankey	17	124	7.3	18	0
L. Washington	15	97	6.5	19	1
Hagan	14	191	13.6	38t	1
Coffman	5	50	10.0	18	1
Battle	5	28	5.6	12	0
Durham	4	44	11.0	14	0
Stevens	2	26	13.0	20	0
Thompson	2	24	12.0	13	0
Greene	1	13	13.0	13	0
Klug	1	9	9.0	9	0
Schwenke	1	6	6.0	6	0
Whitehurst	0	10	---	10	0
<b>Team</b>	<b>262</b>	<b>3372</b>	<b>12.9</b>	<b>80t</b>	<b>18</b>
<b>Opponents</b>	<b>310</b>	<b>3556</b>	<b>11.5</b>	<b>70t</b>	<b>24</b>

Interceptions	No.	Yds	Avg	Long	TD
McCourty	3	0	0.0	0	0
Woodyard	2	20	10.0	13	0
Griffin	2	12	6.0	12	0
Wreh-Wilson	1	34	34.0	34	0
Stafford	1	33	33.0	33	0
Huff	1	23	23.0	23t	1
Ghee	1	0	0.0	0	0
Wilson	1	0	0.0	0	0
<b>Team</b>	<b>12</b>	<b>122</b>	<b>10.2</b>	<b>34</b>	<b>1</b>
<b>Opponents</b>	<b>16</b>	<b>214</b>	<b>13.4</b>	<b>67</b>	<b>1</b>

Punting	No.	Yds	Avg	Net	TB	In	Lg	B
Kern	76	3532	46.5	40.7	5	24	69	1
<b>Team</b>	<b>77</b>	<b>3532</b>	<b>45.9</b>	<b>40.7</b>	<b>5</b>	<b>24</b>	<b>69</b>	<b>1</b>
<b>Opponents</b>	<b>61</b>	<b>2832</b>	<b>46.4</b>	<b>41.7</b>	<b>6</b>	<b>22</b>	<b>69</b>	<b>0</b>

Punt Returns	Ret	FC	Yds	Avg	Long	TD
McCluster	22	14	155	7.0	48	0
L. Washington	2	1	10	5.0	9	0
Griffin	1	0	5	5.0	5	0
<b>Team</b>	<b>25</b>	<b>15</b>	<b>170</b>	<b>6.8</b>	<b>48</b>	<b>0</b>
<b>Opponents</b>	<b>38</b>	<b>22</b>	<b>299</b>	<b>7.9</b>	<b>30</b>	<b>0</b>

Kickoff Returns	No.	Yds	Avg	Long	TD
L. Washington	25	586	23.4	50	0
Sankey	7	198	28.3	42	0
Andrews	5	110	22.0	27	0
Battle	2	43	21.5	22	0
Klug	2	32	16.0	20	0
Martin	1	0	0.0	0	0
<b>Team</b>	<b>42</b>	<b>969</b>	<b>23.1</b>	<b>50</b>	<b>0</b>
<b>Opponents</b>	<b>27</b>	<b>696</b>	<b>25.8</b>	<b>107t</b>	<b>1</b>

Field Goals	1-19	20-29	30-39	40-49	50+
Succop	0/0	4/4	6/6	5/8	1/1
<b>Team</b>	<b>0/0</b>	<b>4/4</b>	<b>6/6</b>	<b>5/8</b>	<b>1/1</b>
<b>Opponents</b>	<b>1/1</b>	<b>7/7</b>	<b>12/12</b>	<b>7/10</b>	<b>4/6</b>

Succop: (36G,31G,46G,47G) (47G) (40N,44N) (36G) () (25G,21G,42G) (36G) (35G) () (20G) (20G) () (42N) (40G, 33G,51G)  
 OPP: (35G,48N) (48G,44G,51G,48G) (29G) (31G,30G) (38G,42G) (55B) (31G,31G,27G,22G) (30G,29G,49G) () (49G,23G) (36G,26G,49N,35G,30G,50G) (37G,43N) (20G, 19G,36G,52G,42G) (53N,51G)

**Sacks:** Casey 5, Morgan 4.5, Griffin 3, Williamson 3, Hill 2, Klug 2, Phillips TM 2, Pitoitua 2, Wimbley 2, Woodyard 1.5, Groves 1, Huff 1, Pollard 1, Sensabaugh 1, Stafford 1, Wilson 1, Woods 1, **TM 34, OPP 42**

**FUM/Lost:** Mettenberger 4/2, Locker 3/1, L. Washington 3/1, Whitehurst 2/0, Greene 1/1, McCluster 1/1, Sankey 1/1, Schwenke 1/1, Spencer 1/0, Walker 1/0, Wright 1/1

Passing	Att	Cmp	Yds	Cmp%	Yds/Att	TD	TD%	Int	Int%	Long	Sack/Lost	Rating
Mettenberger	179	107	1412	59.8	7.89	8	4.5	7	3.9	80t	18/138	83.4
Locker	146	86	993	58.9	6.80	5	3.4	7	4.8	61t	14/85	70.9
Whitehurst	122	69	967	56.6	7.93	5	4.1	2	1.6	75t	10/49	89.1
<b>Team</b>	<b>447</b>	<b>262</b>	<b>3372</b>	<b>58.6</b>	<b>7.54</b>	<b>18</b>	<b>4.0</b>	<b>16</b>	<b>3.6</b>	<b>80t</b>	<b>42/272</b>	<b>80.9</b>
<b>Opponents</b>	<b>483</b>	<b>310</b>	<b>3556</b>	<b>64.2</b>	<b>7.36</b>	<b>24</b>	<b>5.0</b>	<b>12</b>	<b>2.5</b>	<b>70t</b>	<b>34/208</b>	<b>92.5</b>

## **TITANS' FAST START FIZZLES INTO ANOTHER LOSS**

**BY JOHN GLENNON  
THE TENNESSEAN  
DECEMBER 19, 2014**

### **PAGE 1C**

JACKSONVILLE, Fla. – With less than four minutes left in the first half, it looked like this finally might be the big moment for the Titans – the night they produced their first win since mid-October and snapped their longest losing streak in two decades.

The Titans led 10-0 at that point and had dominated Thursday's game at Everbank Field, limiting the Jaguars to 16 total yards and one first down.

Tennessee, it appeared, had finally found an opponent it could push around.

But in the end, as has been the case now for the past nine weeks, the Titans couldn't muster enough on offense or defense to produce a victory. Breakdowns on both sides of the ball allowed the Jaguars – losers of six of their last seven games – to hand the Titans a 21-13 defeat.

"We needed to win some matchups tonight and we didn't do it when we needed to," Titans coach Ken Whisenhunt said. "I don't know if it's a function of a short week on the road. I think tonight was about mistakes we made more than anything else. Because when we did it right, like you can see in most of the first half, we played pretty good."

Here's a look at how what appeared to be a win-in-the-making turned into another loss.

### **DEFENSIVE BREAKDOWNS**

Critical penalties. The Titans didn't commit an overwhelming number of penalties (seven for 47 yards),

but as always, the ones they did commit proved critical.

On Jacksonville's first scoring drive, for instance, safety George Wilson was called for a 15-yard facemask penalty when trying to make a tackle. It allowed the Jaguars to move to the Tennessee 23. Six plays later, they had their first touchdown, stealing the momentum from the Titans just 31 seconds before halftime.

On Jacksonville's second scoring drive, it looked like the Titans had forced the Jaguars into a field-goal situation when quarterback Blake Bortles' third-down scramble was stopped short of the goal line. But linebacker Avery Williamson's defensive holding penalty gave the Jaguars first-and-goal at the 1. They scored again.

"We let them score on the last drive of the first half and the start of the second half," Titans defensive lineman Sammie Hill said. "If we stop them, we would be darn good."

On Jacksonville's final possession, the Titans looked as if they might have forced the Jaguars into a fourth down with over two minutes remaining. But when cornerback Coty Sensabaugh was flagged for interference, the Jaguars held the ball until just 1:07 was left on the clock.

The big run. Several times this season, the Titans have done a decent job against the run for most of a game, only to see the opponent gash them in the late going.

It happened in previous weeks against Arian Foster (Texans), Justin Forsett (Ravens) and Andre Williams (Giants). On Thursday, it was Jordan Todman who broke the Titans' back with a huge late run, taking his only carry 62 yards into the end zone for a touchdown that put the Jaguars up 21-10 early in the fourth quarter.

Bad tackling. Sensabaugh missed a tackle on Jaguars wide receiver Marqise Lee that led to an 18-yard

gain on Jacksonville's first scoring drive. And both safeties – Michael Griffin and George Wilson – failed to bring down Todman on his 62-yard scamper.

### **OFFENSIVE BREAKDOWNS**

Lack of a running attack. Given the circumstances of a competitive second half, the Titans would have liked nothing better than to pound away with the running game, using up clock and keeping their defense off the field. But it just never happened.

The Titans ran the ball 13 times in the second half for just 43 yards, failing to establish control at the line of scrimmage. Twice in the second half, the Titans tried to convert short third-down attempts by running Leon Washington. But he was nailed for a two-yard loss on the first attempt and was stuffed for no gain on the second try.

"We had them as (run-pass) checks," Whisenhunt said of the Washington runs. "They were defended against the run and we didn't block it well enough."

Missed opportunities. On a fourth-and-two in the fourth quarter, quarterback Charlie Whitehurst managed to connect with wide receiver Kris Durham for a completion. But Durham had moved backward to help his scrambling quarterback, leaving him one yard short of the first down.

On their next drive, with the Titans facing a third-and-goal at the 5, Whitehurst missed a wide open Delanie Walker in the end zone. The Titans were forced to kick a field goal instead of trimming Jacksonville's lead to four points.

###

# National Football League Game Summary

NFL Copyright © 2014 by The National Football League. All rights reserved. This summary and play-by-play is for the express purpose of assisting media in their coverage of the game; any other use of this material is prohibited without the written permission of the National Football League. Updated: 12/19/2014

Date: Thursday, 12/18/2014

Tennessee Titans at Jacksonville Jaguars

Start Time: 8:26 PM EST

at EverBank Field, Jacksonville, FL

Game Day Weather

Temp: 58° F (14.4° C)Wind: NW 2 mph

Outdoor Weather: 0% Chance of Rain,

Played Open on Turf: Grass

Officials

Referee: Blakeman, Clete (34)

Umpire: Fowler, Ruben (71)

Head Linesman: Veteri, Tony (36)

Line Judge: Marinucci, Ron (107)

Side Judge: Patterson, Rick (15)

Field Judge: Meslow, David (118)

Back Judge: Patrick, Steve (17)

Replay Official: Reels, Richard ()

Lineups

Tennessee Titans						Jacksonville Jaguars					
Offense			Defense			Offense			Defense		
WR	85	N.Washington	DE	92	R.Pitoitua	WR	84	C.Shorts	RDE	79	R.Bryant
TE	86	C.Coffman	NT	94	S.Hill	TE	86	C.Harbor	DT	95	A.Jones
LT	79	J.Meredith	DT	99	J.Casey	LT	76	L.Joeckel	DT	99	S.Marks
LG	67	A.Levitre	OLB	91	D.Morgan	LG	68	Z.Beadles	LEO	91	C.Clemons
C	60	C.Spencer	ILB	59	W.Woodyard	C	70	L.Bowanko	OLB	55	G.Hayes
RG	70	C.Warmack	ILB	54	A.Williamson	RG	65	B.Linder	MLB	52	J.Thomas
RT	68	B.Stingily	OLB	95	K.Wimbley	RT	74	S.Young	OLB	50	T.Smith
TE	82	D.Walker	CB	24	C.Sensabaugh	TE	89	M.Lewis	LCB	35	D.McCray
WR	13	K.Wright	SS	21	G.Wilson	WR	11	M.Lee	RCB	27	D.Gratz
QB	12	C.Whitehurst	FS	33	M.Griffin	QB	5	B.Bortles	SS	37	J.Cyprien
RB	20	B.Sankey	CB	30	J.McCourty	RB	21	T.Gerhart	FS	26	J.Evans

Substitutions

P 6 B.Kern, K 8 R.Succop, WR 17 K.Durham, RB 23 S.Greene, RB 26 A.Andrews, DB 28 M.Huff, RB 29 L.Washington, CB 32 B.Harris, CB 36 K.Wooten, S 39 D.Stafford, FB 44 J.Battle, LS 48 B.Brinkley, OLB 53 Q.Groves, LB 57 J.Staples, OLB 58 K.Burnett, G/C 69 E.Olsen, T 76 W.Svitek, WR 80 D.Hagan, WR 83 R.Richardson, TE 89 M.Mulligan, DL 90 D.Jones, DL 96 A.Woods, DL 97 K.Klug

K 10 J.Scobee, WR/PR 18 A.Sanders, P 19 B.Anger, S 20 C.Loston, CB 22 A.Colvin, RB 30 J.Todman, RB 34 S.Johnson, S 36 S.Martin, CB 38 T.Campbell, FB 45 W.Ta'ufo'ou, LS 46 C.Tinker, LB 54 J.George, LB 56 L.Reynolds, LB 57 A.Edds, DE 59 R.Davis, OT 72 J.Wells, TE 85 N.Jacobs, WR 88 A.Hurns, DT 92 E.Hood, DE 93 T.Alualu, DE 98 C.Smith

Did Not Play

QB 5 J.Palmer

QB 6 S.Morris, QB 7 C.Henne, G 66 J.McClendon

Not Active

QB 7 Z.Mettenberger, DB 35 J.Thomas, LB 50 Z.Gooden, OLB 56 D.Moch, T 75 T.Jones, T 77 T.Lewan, DL 93 M.Martin

WR 13 T.Streeter, CB 29 T.Williams, CB 31 J.Harris, S 42 M.Daniels, G 69 T.Shatley, DE 90 A.Branch, DT 97 R.Miller

Field Goals (made ( ) & missed)						
R.Succop	(50)	(23)				
			1	2	3	4
VISITOR:	Tennessee Titans		7	3	0	3
HOME:	Jacksonville Jaguars		0	7	7	7

Scoring Plays							
Team	Qtr	Time	Play Description (Extra Point)	(Drive Info)	Visitor	Home	
Titans	1	7:23	L.Washington 8 yd. pass from C.Whitehurst (R.Succop kick) (12-84, 7:37)			7	0
Titans	2	3:46	R.Succop 50 yd. Field Goal (8-38, 4:12)			10	0
Jaguars	2	0:31	M.Lewis 4 yd. pass from B.Bortles (J.Scobee kick) (11-80, 3:15)			10	7
Jaguars	3	9:27	T.Gerhart 1 yd. run (J.Scobee kick) (11-72, 5:33)			10	14
Jaguars	4	9:13	J.Todman 62 yd. run (J.Scobee kick) (1-62, 0:11)			10	21
Titans	4	6:06	R.Succop 23 yd. Field Goal (8-75, 3:07)			13	21
Paid Attendance: 61,202						Time: 2:49	

## Final Team Statistics

	Visitor Titans	Home Jaguars
TOTAL FIRST DOWNS	19	17
By Rushing	6	7
By Passing	13	7
By Penalty	0	3
THIRD DOWN EFFICIENCY	7-15-47%	5-13-38%
FOURTH DOWN EFFICIENCY	0-1-0%	0-0-0%
TOTAL NET YARDS	357	288
Total Offensive Plays (inc. times thrown passing)	67	56
Average gain per offensive play	5.3	5.1
NET YARDS RUSHING	95	177
Total Rushing Plays	28	25
Average gain per rushing play	3.4	7.1
Tackles for a loss-number and yards	1-2	0-0
NET YARDS PASSING	262	111
Times thrown - yards lost attempting to pass	4-25	4-13
Gross yards passing	287	124
PASS ATTEMPTS-COMPLETIONS-HAD INTERCEPTED	35-24-0	27-14-0
Avg gain per pass play (inc.# thrown passing)	6.7	3.6
KICKOFFS Number-In End Zone-Touchbacks	4-4-3	4-3-3
PUNTS Number and Average	5-40.6	7-45.9
Had Blocked	0	0
FGs - PATs Had Blocked	0-0	0-0
Net Punting Average	34.4	39.1
TOTAL RETURN YARDAGE (Not Including Kickoffs)	27	11
No. and Yards Punt Returns	4-27	2-11
No. and Yards Kickoff Returns	1-12	1-29
No. and Yards Interception Returns	0-0	0-0
PENALTIES Number and Yards	7-47	3-25
FUMBLES Number and Lost	0-0	1-0
TOUCHDOWNS	1	3
Rushing	0	2
Passing	1	1
EXTRA POINTS Made-Attempts	1-1	3-3
Kicking Made-Attempts	1-1	3-3
FIELD GOALS Made-Attempts	2-2	0-0
RED ZONE EFFICIENCY	1-2-50%	2-2-100%
GOAL TO GO EFFICIENCY	1-2-50%	1-1-100%
SAFETIES	0	0
FINAL SCORE	13	21
TIME OF POSSESSION	34:52	25:08



## Final Individual Statistics

## Tennessee Titans

RUSHING	ATT	YDS	AVG	LG	TD
B.Sankey	14	44	3.1	8	0
S.Greene	7	28	4.0	11	0
C.Whitehurst	3	12	4.0	10	0
L.Washington	4	11	2.8	11	0
Total	28	95	3.4	11	0

PASSING	ATT	CMP	YDS	SK/YD	TD	LG	IN	RT
C.Whitehurst	35	24	287	4/25	1	39	0	102.9
Total	35	24	287	4/25	1	39	0	102.9

PASS RECEIVING	TAR	REC	YDS	AVG	LG	TD
L.Washington	7	7	62	8.9	25	1
K.Wright	5	4	73	18.3	39	0
D.Walker	6	4	54	13.5	21	0
D.Hagan	7	3	47	15.7	20	0
N.Washington	3	2	18	9.0	9	0
K.Durham	3	2	10	5.0	9	0
C.Coffman	1	1	14	14.0	14	0
B.Sankey	2	1	9	9.0	9	0
Total	34	24	287	12.0	39	1

INTERCEPTIONS	NO	YDS	AVG	LG	TD
Total	0	0	0	0	0

PUNTING	NO	YDS	AVG	NET	TB	IN20	LG
B.Kern	5	203	40.6	34.4	1	1	51
Total	5	203	40.6	34.4	1	1	51

PUNT RETURNS	NO	YDS	AVG	FC	LG	TD
L.Washington	4	27	6.8	2	10	0
[TOUCHBACK]	1	0	0.0	0	0	0
Total	4	27	6.8	2	10	0

KICKOFF RETURNS	NO	YDS	AVG	FC	LG	TD
L.Washington	1	12	12.0	0	12	0
[TOUCHBACK]	3	0	0.0	0	0	0
Total	1	12	12.0	0	12	0

## Jacksonville Jaguars

RUSHING	ATT	YDS	AVG	LG	TD
J.Todman	5	71	14.2	62	1
T.Gerhart	12	53	4.4	14	1
B.Bortles	5	50	10.0	19	0
S.Johnson	3	3	1.0	2	0
Total	25	177	7.1	62	2

PASSING	ATT	CMP	YDS	SK/YD	TD	LG	IN	RT
B.Bortles	26	13	115	4/13	1	34	0	75.0
C.Shorts	1	1	9	0/0	0	9	0	104.2
Total	27	14	124	4/13	1	34	0	76.8

PASS RECEIVING	TAR	REC	YDS	AVG	LG	TD
M.Lee	6	4	65	16.3	34	0
A.Hurns	6	3	26	8.7	15	0
C.Shorts	7	2	15	7.5	9	0
M.Lewis	3	2	6	3.0	4	1
J.Todman	3	2	5	2.5	9	0
T.Gerhart	2	1	7	7.0	7	0
Total	27	14	124	8.9	34	1

INTERCEPTIONS	NO	YDS	AVG	LG	TD
Total	0	0	0	0	0

PUNTING	NO	YDS	AVG	NET	TB	IN20	LG
B.Anger	7	321	45.9	39.1	1	1	61
Total	7	321	45.9	39.1	1	1	61

PUNT RETURNS	NO	YDS	AVG	FC	LG	TD
A.Sanders	2	11	5.5	1	7	0
[OUT OF BOUNDS]	1	0	0.0	0	0	0
[TOUCHBACK]	1	0	0.0	0	0	0
Total	2	11	5.5	1	7	0

KICKOFF RETURNS	NO	YDS	AVG	FC	LG	TD
J.Todman	1	29	29.0	0	29	0
[TOUCHBACK]	3	0	0.0	0	0	0
Total	1	29	29.0	0	29	0

## Tennessee Titans

FUMBLES	FUM	LOST	OWN-REC	YDS	TD	FORCED	OPP-REC	YDS	TD	OUT-BDS
D.Morgan	0	0	0	0	0	1	0	0	0	0
Total	0	0	0	0	0	1	0	0	0	0

## Jacksonville Jaguars

FUMBLES	FUM	LOST	OWN-REC	YDS	TD	FORCED	OPP-REC	YDS	TD	OUT-BDS
B.Bortles	1	0	0	0	0	0	0	0	0	0
T.Gerhart	0	0	1	0	0	0	0	0	0	0
Total	1	0	1	0	0	0	0	0	0	0

Play By Play

First Quarter

12/18/2014

TEN wins toss, elects to Receive, and JAX elects to defend the South goal.

J.Scobee kicks 61 yards from JAX 35 to TEN 4. L.Washington to TEN 16 for 12 yards (L.Reynolds; T.Campbell).

Tennessee Titans at 15:00, (1st play from scrimmage 14:53)

1-10-TEN 16	(14:53) C.Whitehurst pass short left to N.Washington to TEN 25 for 9 yards (J.Thomas).	
2-1-TEN 25	(14:16) PENALTY on TEN-C.Warmack, False Start, 5 yards, enforced at TEN 25 - No Play.	
2-6-TEN 20	(14:00) B.Sankey left end to TEN 23 for 3 yards (J.Cyprien).	
3-3-TEN 23	(13:24) (Shotgun) L.Washington up the middle to TEN 34 for 11 yards (T.Smith).	R1
<u>1-10-TEN 34</u>	(12:46) C.Whitehurst pass deep left to D.Walker pushed ob at JAX 45 for 21 yards (D.McCray).	P2
<u>1-10-JAX 45</u>	(12:12) B.Sankey up the middle to JAX 44 for 1 yard (T.Smith).	
2-9-JAX 44	(11:31) (Shotgun) C.Whitehurst pass short middle to D.Walker to JAX 39 for 5 yards (J.Thomas).	
3-4-JAX 39	(10:48) (Shotgun) C.Whitehurst pass short middle to K.Wright to JAX 25 for 14 yards (J.Cyprien).	P3
<u>1-10-JAX 25</u>	(10:11) B.Sankey up the middle to JAX 21 for 4 yards (J.Thomas; D.Gratz).	
2-6-JAX 21	(9:31) C.Whitehurst pass short right to C.Coffman to JAX 7 for 14 yards (D.McCray).	P4
<u>1-7-JAX 7</u>	(8:52) (Shotgun) L.Washington up the middle to JAX 5 for 2 yards (J.Cyprien).	
2-5-JAX 5	(8:10) (Shotgun) C.Whitehurst sacked at JAX 8 for -3 yards (A.Jones).	
3-8-JAX 8	(7:28) (Shotgun) C.Whitehurst pass short middle to L.Washington for 8 yards, TOUCHDOWN.	P5
R.Succop extra point is GOOD, Center-B.Brinkley, Holder-B.Kern.		

TEN 7 JAX 0, 12 plays, 84 yards, 7:37 drive, 7:37 elapsed

R.Succop kicks 65 yards from TEN 35 to end zone, Touchback.

Jacksonville Jaguars at 7:23

1-10-JAX 20	(7:23) T.Gerhart up the middle to JAX 24 for 4 yards (G.Wilson).	
2-6-JAX 24	(6:52) (No Huddle, Shotgun) B.Bortles pass short left to T.Gerhart pushed ob at JAX 31 for 7 yards (J.McCourty).	P1
<u>1-10-JAX 31</u>	(6:26) (No Huddle, Shotgun) B.Bortles pass incomplete short left to C.Shorts.	
2-10-JAX 31	(6:22) (No Huddle, Shotgun) T.Gerhart right end pushed ob at JAX 34 for 3 yards (D.Morgan).	
3-7-JAX 34	(5:42) (Shotgun) B.Bortles pass short right to J.Todman pushed ob at JAX 30 for -4 yards (G.Wilson).	
4-11-JAX 30	(5:11) B.Anger punts 46 yards to TEN 24, Center-C.Tinker. L.Washington pushed ob at TEN 34 for 10 yards (W.Ta'ufo'ou).	

Tennessee Titans at 5:00

1-10-TEN 34	(5:00) C.Whitehurst pass incomplete deep right to D.Walker. Timeout #1 by TEN at 04:53.	
2-10-TEN 34	(4:53) (Shotgun) C.Whitehurst pass incomplete short right to D.Hagan (A.Colvin).	
3-10-TEN 34	(4:50) (Shotgun) C.Whitehurst pass short middle to K.Wright to TEN 41 for 7 yards (A.Colvin).	
4-3-TEN 41	(4:09) B.Kern punts 37 yards to JAX 22, Center-B.Brinkley, out of bounds.	

Jacksonville Jaguars at 4:00

1-10-JAX 22	(4:00) (Shotgun) S.Johnson up the middle to JAX 23 for 1 yard (A.Williamson; R.Pitoitua).	
2-9-JAX 23	(3:30) (No Huddle, Shotgun) B.Bortles pass incomplete short middle to M.Lee (S.Hill).	
3-9-JAX 23	(3:26) (Shotgun) B.Bortles pass short middle to A.Hurns to JAX 26 for 3 yards (M.Huff).	
4-6-JAX 26	(2:52) B.Anger punts 61 yards to TEN 13, Center-C.Tinker. L.Washington to TEN 23 for 10 yards (T.Campbell).	

Tennessee Titans at 2:40

1-10-TEN 23	(2:40) S.Greene right end to TEN 34 for 11 yards (J.Evans).	R6
<u>1-10-TEN 34</u>	(1:57) (Shotgun) B.Sankey up the middle to TEN 34 for no gain (T.Smith).	
2-10-TEN 34	(1:15) (Shotgun) C.Whitehurst scrambles up the middle to TEN 37 for 3 yards (A.Colvin).	
3-7-TEN 37	(:26) (Shotgun) PENALTY on TEN-C.Whitehurst, Delay of Game, 5 yards, enforced at TEN 37 - No Play.	

END OF QUARTER

	Score	Time Poss	First Downs				Efficiencies	
			R	P	X	T	3 Down	4 Down
Tennessee Titans	7	11:17	2	4	0	6	3/4	0/0
Jacksonville Jaguars	0	3:43	0	1	0	1	0/2	0/0

Second Quarter

12/18/2014

Play By Play

Tennessee Titans continued.

- 3-12-TEN 32 (15:00) (Shotgun) C.Whitehurst sacked at TEN 27 for -5 yards (C.Smith).
- 4-17-TEN 27 (14:27) B.Kern punts 39 yards to JAX 34, Center-B.Brinkley. A.Sanders to JAX 38 for 4 yards (B.Brinkley).

Jacksonville Jaguars at 14:15

- 1-10-JAX 38 (14:15) (Shotgun) B.Bortles pass short right to M.Lee pushed ob at JAX 42 for 4 yards (C.Sensabaugh).
- 2-6-JAX 42 (13:47) (No Huddle, Shotgun) B.Bortles sacked at JAX 36 for -6 yards (D.Morgan). FUMBLES (D.Morgan), recovered by JAX-T.Gerhart at JAX 40. T.Gerhart to JAX 40 for no gain (K.Klug).
- 3-8-JAX 40 (13:05) (Shotgun) B.Bortles pass incomplete short right to T.Gerhart.
- 4-8-JAX 40 (13:01) B.Anger punts 43 yards to TEN 17, Center-C.Tinker. L.Washington to TEN 18 for 1 yard (J.George; T.Campbell).
- PENALTY on TEN-M.Huff, Illegal Block Above the Waist, 9 yards, enforced at TEN 18.

Tennessee Titans at 12:50

- 1-10-TEN 9 (12:50) B.Sankey left end pushed ob at TEN 11 for 2 yards (J.Thomas).
- 2-8-TEN 11 (12:13) B.Sankey up the middle to TEN 15 for 4 yards (S.Marks).
- 3-4-TEN 15 (11:37) (Shotgun) C.Whitehurst pass short right to L.Washington to TEN 40 for 25 yards (C.Smith).
- 1-10-TEN 40 (11:13) B.Sankey up the middle to TEN 42 for 2 yards (D.Gratz).
- 2-8-TEN 42 (10:32) B.Sankey up the middle to TEN 45 for 3 yards (R.Davis; T.Alualu).
- 3-5-TEN 45 (9:49) (Shotgun) C.Whitehurst pass incomplete short right to K.Durham (D.Gratz).
- 4-5-TEN 45 (9:38) B.Kern punts 40 yards to JAX 15, Center-B.Brinkley. A.Sanders to JAX 22 for 7 yards (D.Stafford).

P7

Jacksonville Jaguars at 9:27

- 1-10-JAX 22 (9:27) S.Johnson right end to JAX 22 for no gain (S.Hill).
- 2-10-JAX 22 (8:48) (No Huddle, Shotgun) B.Bortles pass incomplete short right to A.Hurns.
- 3-10-JAX 22 (8:42) (Shotgun) B.Bortles sacked at JAX 22 for 0 yards (S.Hill).
- 4-10-JAX 22 (8:06) B.Anger punts 48 yards to TEN 30, Center-C.Tinker, fair catch by L.Washington.

Tennessee Titans at 7:58

- 1-10-TEN 30 (7:58) C.Whitehurst pass deep middle to D.Walker to 50 for 20 yards (J.Evans; J.Thomas).
- 1-10-50 (7:24) S.Greene up the middle to JAX 48 for 2 yards (T.Smith; J.Thomas).
- 2-8-JAX 48 (6:44) (Shotgun) S.Greene up the middle to JAX 43 for 5 yards (T.Smith).
- 3-3-JAX 43 (6:05) (Shotgun) C.Whitehurst pass short left to L.Washington to JAX 37 for 6 yards (J.Cyprien; T.Smith).
- 1-10-JAX 37 (5:23) (Shotgun) C.Whitehurst sacked at JAX 45 for -8 yards (R.Davis).
- 2-18-JAX 45 (4:41) C.Whitehurst pass incomplete short right to D.Hagan (J.Evans).
- Timeout #2 by TEN at 04:32.
- 3-18-JAX 45 (4:32) (Shotgun) C.Whitehurst pass short left to K.Wright to JAX 32 for 13 yards (T.Smith).
- 4-5-JAX 32 (3:51) R.Succop 50 yard field goal is GOOD, Center-B.Brinkley, Holder-B.Kern.

P8

P9

TEN 10 JAX 0, 8 plays, 38 yards, 4:12 drive, 11:14 elapsed

R.Succop kicks 65 yards from TEN 35 to end zone, Touchback.

Jacksonville Jaguars at 3:46

- 1-10-JAX 20 (3:46) B.Bortles pass incomplete deep right to M.Lewis.
- 2-10-JAX 20 (3:38) (No Huddle, Shotgun) T.Gerhart right end pushed ob at JAX 34 for 14 yards (G.Wilson).
- Penalty on TEN-Q.Groves, Defensive Offside, declined.
- 1-10-JAX 34 (3:22) T.Gerhart up the middle to JAX 43 for 9 yards (C.Sensabaugh; D.Jones).
- 2-1-JAX 43 (2:56) (No Huddle, Shotgun) T.Gerhart up the middle to JAX 44 for 1 yard (G.Wilson).
- 1-10-JAX 44 (2:21) B.Bortles pass short right to M.Lee to TEN 38 for 18 yards (G.Wilson).
- PENALTY on TEN-G.Wilson, Face Mask (15 Yards), 15 yards, enforced at TEN 38.
- 1-10-TEN 23 (2:05) B.Bortles pass incomplete deep right to C.Harbor.
- PENALTY on JAX-C.Harbor, Offensive Pass Interference, 10 yards, enforced at TEN 23 - No Play.

R2

R3

P4

X5

Two-Minute Warning

- 1-20-TEN 33 (1:58) (Shotgun) B.Bortles pass short right to M.Lee to TEN 24 for 9 yards (C.Sensabaugh).
- 2-11-TEN 24 (1:33) (No Huddle, Shotgun) B.Bortles pass short right to M.Lewis to TEN 22 for 2 yards (M.Griffin).
- Timeout #1 by JAX at 01:27.
- 3-9-TEN 22 (1:27) (Shotgun) B.Bortles scrambles up the middle to TEN 13 for 9 yards (D.Morgan).
- 1-10-TEN 13 (:53) (No Huddle, Shotgun) B.Bortles pass short left to C.Shorts to TEN 4 for 9 yards (J.McCourty; D.Stafford).

R6

Tennessee Titans vs Jacksonville Jaguars at EverBank Field

Timeout #2 by JAX at 00:40.

2-1-TEN 4 (:40) (Shotgun) B.Bortles pass incomplete short right to A.Hurns (D.Morgan).

3-1-TEN 4 (:36) B.Bortles pass short left to M.Lewis for 4 yards, TOUCHDOWN.

P7

Penalty on TEN-M.Griffin, Defensive Offside, declined.

J.Scobee extra point is GOOD, Center-C.Tinker, Holder-B.Anger.

TEN 10 JAX 7, 11 plays, 80 yards, 1 penalty, 3:15 drive, 14:29 elapsed
--

J.Scobee kicks 65 yards from JAX 35 to end zone, Touchback.

Tennessee Titans at 0:31

1-10-TEN 20 (:31) (Shotgun) C.Whitehurst pass incomplete short right to D.Hagan.

2-10-TEN 20 (:24) C.Whitehurst kneels to TEN 19 for -1 yards.

END OF QUARTER

	Score	Time Poss	First Downs				Efficiencies	
			R	P	X	T	3 Down	4 Down
Tennessee Titans	10	8:51	0	3	0	3	2/5	0/0
Jacksonville Jaguars	7	6:09	3	2	1	6	2/4	0/0

First Half Summary

PERIOD SCORES

Titans	7	3	=	10
Jaguars	0	7	=	7

TIME OF POSSESSION

Titans	20:08
Jaguars	9:52

Scoring Plays

Team	Qtr	Time	Play Description (Extra Point) (Drive Info)	Visitor	Home
Titans	1	7:23	L.Washington 8 yd. pass from C.Whitehurst (R.Succop kick) (12-84, 7:37)	7	0
Titans	2	3:46	R.Succop 50 yd. Field Goal (8-38, 4:12)	10	0
Jaguars	2	0:31	M.Lewis 4 yd. pass from B.Bortles (J.Scobee kick) (11-80, 3:15)	10	7

	Tennessee Titans	Jacksonville Jaguars
TOTAL FIRST DOWNS	9	7
First Downs Rushing-Passing-by Penalty	2 - 7 - 0	3 - 3 - 1
THIRD DOWN EFFICIENCY	5-9-56%	2-6-33%
TOTAL NET YARDS	178	91
Total Offensive Plays	34	25
NET YARDS RUSHING	52	41
NET YARDS PASSING	126	50
Gross Yards Passing	142	52
Times thrown-yards lost attempting to pass	3-16	2-2
Pass Attempts-Completions-Had Intercepted	16 - 11 - 0	15 - 9 - 0
Punts-Number and Average	3 - 38.7	4 - 49.5
Penalties-Number and Yards	4 - 34	1 - 10
Fumbles-Number and Lost	0 - 0	1 - 0
Red Zone Efficiency	1-1-100%	1-1-100%
Average Drive Start	TEN 22	JAX 24

Tennessee Titans										Jacksonville Jaguars									
RUSHING										RUSHING									
	ATT	YDS	AVG	LG	TD						ATT	YDS	AVG	LG	TD				
B.Sankey	8	19	2.4	4	0	T.Gerhart					5	31	6.2	14	0				
S.Greene	3	18	6.0	11	0	B.Bortles					1	9	9.0	9	0				
L.Washington	2	13	6.5	11	0	S.Johnson					2	1	0.5	1	0				
C.Whitehurst	2	2	1.0	3	0														
Total	15	52	3.5	11	0	Total					8	41	5.1	14	0				
PASSING										PASSING									
	ATT	CMP	YDS	SK/YD	TD	LG	IN	RT			ATT	CMP	YDS	SK/YD	TD	LG	IN	RT	
C.Whitehurst	16	11	142	3/16	1	25	0	117.2	B.Bortles		15	9	52	2/2	1	18	0	88.8	
Total	16	11	142	3/16	1	25	0	117.2	Total		15	9	52	2/2	1	18	0	88.8	
PASS RECEIVING										PASS RECEIVING									
	TAR	REC	YDS	AVG	LG	TD					TAR	REC	YDS	AVG	LG	TD			
D.Walker	4	3	46	15.3	21	0	M.Lee				4	3	31	10.3	18	0			
L.Washington	3	3	39	13.0	25	1	M.Lewis				3	2	6	3.0	4	1			
K.Wright	3	3	34	11.3	14	0	C.Shorts				2	1	9	9.0	9	0			
C.Coffman	1	1	14	14.0	14	0	T.Gerhart				2	1	7	7.0	7	0			
N.Washington	1	1	9	9.0	9	0	A.Hurns				3	1	3	3.0	3	0			
D.Hagan	3	0	0	0.0	0	0	J.Todman				1	1	-4	-4.0	-4	0			
K.Durham	1	0	0	0.0	0	0													
Total	16	11	142	12.9	25	1	Total				15	9	52	5.8	18	1			

Tennessee Titans										Jacksonville Jaguars									
Regular Defensive Plays										Special Teams									
	TKL	AST	COMB	SK	/ YDS	TFL	Q	IN	PD	FF	FR		TKL	AST	FF	FR	BL	TKL	AST
G.Wilson	5	0	5	0	0	1	0	0	0	0	0		0	0	0	0	0	0	0
D.Morgan	3	0	3	1	2	0	0	0	1	1	0		0	0	0	0	0	0	0
C.Sensabaugh	2	1	3	0	0	0	0	0	0	0	0		0	0	0	0	0	0	0
S.Hill	2	0	2	1	0	0	1	0	1	0	0		0	0	0	0	0	0	0
Total	12	1	13	2	2	1	1	0	2	1	0		0	0	0	0	0	0	0

12/18/2014 at EverBank Field

[illegible]

Third Quarter

12/18/2014

Play By Play

JAX elects to Receive, and TEN elects to defend the North goal.

R.Succop kicks 66 yards from TEN 35 to JAX -1. J.Todman to JAX 28 for 29 yards (J.Staples; K.Burnett).

Jacksonville Jaguars at 15:00, (1st play from scrimmage 14:52)

1-10-JAX 28	(14:52) B.Bortles pass incomplete short left to M.Lee.	
2-10-JAX 28	(14:47) T.Gerhart up the middle to JAX 31 for 3 yards (A.Williamson).	
3-7-JAX 31	(14:07) (Shotgun) B.Bortles pass short middle to M.Lee to TEN 35 for 34 yards (M.Griffin).	P8
<u>1-10-TEN 35</u>	(13:23) (No Huddle, Shotgun) B.Bortles pass incomplete deep left to C.Shorts. PENALTY on JAX-C.Shorts, Offensive Pass Interference, 10 yards, enforced at TEN 35 - No Play.	
1-20-TEN 45	(13:18) (Shotgun) B.Bortles pass short left to A.Hurns to TEN 37 for 8 yards (C.Sensabaugh).	
2-12-TEN 37	(12:43) (Shotgun) B.Bortles pass short right to A.Hurns to TEN 22 for 15 yards (K.Wimbley).	P9
<u>1-10-TEN 22</u>	(11:55) (Shotgun) T.Gerhart up the middle to TEN 18 for 4 yards (Q.Groves).	
2-6-TEN 18	(11:20) C.Shorts pass short right to J.Todman to TEN 9 for 9 yards (C.Sensabaugh). Backward lateral by JAX 5 Bortles to JAX 84 Shorts	P10
<u>1-9-TEN 9</u>	(11:20) (Shotgun) PENALTY on JAX-B.Bortles, Delay of Game, 5 yards, enforced at TEN 9 - No Play.	
1-14-TEN 14	(10:11) (Shotgun) B.Bortles pass incomplete short left to C.Shorts.	
2-14-TEN 14	(10:05) (Shotgun) B.Bortles pass incomplete short left to C.Shorts.	
3-14-TEN 14	(10:02) (Shotgun) B.Bortles right end pushed ob at TEN 2 for 12 yards (J.Casey). PENALTY on TEN-A.Williamson, Defensive Holding, 1 yard, enforced at TEN 2.	X11
<u>1-1-TEN 1</u>	(9:31) T.Gerhart up the middle for 1 yard, TOUCHDOWN. (Kick formation) PENALTY on TEN-M.Griffin, Neutral Zone Infraction, 5 yards, enforced between downs. J.Scobee extra point is GOOD, Center-C.Tinker, Holder-B.Anger.	R12

TEN 10 JAX 14, 11 plays, 72 yards, 1 penalty, 5:33 drive, 5:33 elapsed

J.Scobee kicks 60 yards from JAX 40 to end zone, Touchback.

Tennessee Titans at 9:27

1-10-TEN 20	(9:27) B.Sankey left end to TEN 22 for 2 yards (A.Jones; J.Evans).	
2-8-TEN 22	(8:52) B.Sankey up the middle to TEN 26 for 4 yards (A.Colvin).	
3-4-TEN 26	(8:16) (Shotgun) C.Whitehurst pass short left to D.Hagan to TEN 34 for 8 yards (D.McCray).	P10
<u>1-10-TEN 34</u>	(7:32) B.Sankey up the middle to TEN 42 for 8 yards (T.Smith).	
2-2-TEN 42	(6:58) B.Sankey up the middle to TEN 48 for 6 yards (A.Jones).	R11
<u>1-10-TEN 48</u>	(6:19) S.Greene up the middle to TEN 48 for no gain (T.Smith; J.Thomas).	
2-10-TEN 48	(5:42) (Shotgun) C.Whitehurst pass short right to N.Washington to JAX 43 for 9 yards (D.Gratz).	
3-1-JAX 43	(5:03) L.Washington left end to JAX 45 for -2 yards (T.Smith).	
4-3-JAX 45	(4:28) B.Kern punts 36 yards to JAX 9, Center-B.Brinkley, fair catch by A.Sanders.	

Jacksonville Jaguars at 4:21

1-10-JAX 9	(4:21) T.Gerhart right end to JAX 12 for 3 yards (D.Morgan; W.Woodyard).	
2-7-JAX 12	(3:41) (Shotgun) B.Bortles sacked at JAX 7 for -5 yards (W.Woodyard).	
3-12-JAX 7	(3:02) (Shotgun) B.Bortles scrambles right end to JAX 26 for 19 yards.	R13
<u>1-10-JAX 26</u>	(2:20) S.Johnson up the middle to JAX 28 for 2 yards (A.Williamson; J.Casey).	
2-8-JAX 28	(1:37) B.Bortles pass incomplete short left to C.Shorts (J.McCourty).	
3-8-JAX 28	(1:32) (Shotgun) B.Bortles pass incomplete short left to C.Shorts.	
4-8-JAX 28	(1:28) B.Anger punts 43 yards to TEN 29, Center-C.Tinker. L.Washington to TEN 35 for 6 yards (T.Campbell).	

Tennessee Titans at 1:17

1-10-TEN 35	(1:17) C.Whitehurst pass short left to B.Sankey pushed ob at TEN 44 for 9 yards (J.Thomas).	
2-1-TEN 44	(:41) B.Sankey right tackle to TEN 47 for 3 yards (T.Smith).	R12

END OF QUARTER

	Score	Time Poss	First Downs				Efficiencies	
			R	P	X	T	3 Down	4 Down
Tennessee Titans	10	6:23	2	1	0	3	1/2	0/0
Jacksonville Jaguars	14	8:37	2	3	1	6	2/4	0/0



Fourth Quarter

12/18/2014

Play By Play

Tennessee Titans continued.

- 1-10-TEN 47 (15:00) B.Sankey right end to TEN 49 for 2 yards (S.Marks).
- 2-8-TEN 49 (14:24) C.Whitehurst pass incomplete short left to B.Sankey.  
Timeout #1 by TEN at 14:18.
- 3-8-TEN 49 (14:18) (Shotgun) C.Whitehurst pass incomplete short middle to K.Wright.
- 4-8-TEN 49 (14:12) B.Kern punts 51 yards to end zone, Center-B.Brinkley, Touchback.

Jacksonville Jaguars at 14:05

- 1-10-JAX 20 (14:05) (Shotgun) T.Gerhart up the middle to JAX 20 for no gain (D.Jones; A.Williamson).
- 2-10-JAX 20 (13:22) (No Huddle, Shotgun) B.Bortles pass incomplete short right to A.Hurns.
- 3-10-JAX 20 (13:18) (Shotgun) B.Bortles sacked at JAX 14 for -6 yards (D.Morgan).
- 4-16-JAX 14 (12:43) B.Anger punts 43 yards to TEN 43, Center-C.Tinker, fair catch by L.Washington.

Tennessee Titans at 12:36

- 1-10-TEN 43 (12:36) S.Greene up the middle to 50 for 7 yards (A.Jones; E.Hood).
- 2-3-50 (12:04) S.Greene up the middle to JAX 47 for 3 yards (E.Hood).
- 1-10-JAX 47 (11:36) S.Greene right end to JAX 47 for no gain (A.Jones).
- 2-10-JAX 47 (10:59) (Shotgun) C.Whitehurst pass short middle to D.Walker to JAX 39 for 8 yards (A.Colvin).
- 3-2-JAX 39 (10:21) (Shotgun) L.Washington right end to JAX 39 for no gain (J.Thomas).
- 4-2-JAX 39 (9:38) (Shotgun) C.Whitehurst pass short right to K.Durham to JAX 38 for 1 yard (A.Colvin) [C.Clemons]. JAX-C.Clemons was injured during the play.

Jacksonville Jaguars at 9:24

- 1-10-JAX 38 (9:24) J.Todman up the middle for 62 yards, TOUCHDOWN.  
J.Scobee extra point is GOOD, Center-C.Tinker, Holder-B.Anger.

TEN 10 JAX 21, 1 plays, 62 yards, 0:11 drive, 5:47 elapsed

J.Scobee kicks 65 yards from JAX 35 to end zone, Touchback.

Tennessee Titans at 9:13

- 1-10-TEN 20 (9:13) (Shotgun) C.Whitehurst pass deep middle to K.Wright to JAX 41 for 39 yards (A.Colvin).
- 1-10-JAX 41 (8:37) (No Huddle, Shotgun) C.Whitehurst pass deep middle to D.Hagan to JAX 22 for 19 yards (J.Evans).
- 1-10-JAX 22 (8:10) (Shotgun) C.Whitehurst pass short left to K.Durham pushed ob at JAX 13 for 9 yards (D.McCray).
- 2-1-JAX 13 (7:36) (Shotgun) C.Whitehurst pass short left to L.Washington to JAX 7 for 6 yards (T.Smith).
- 1-7-JAX 7 (6:57) (Shotgun) C.Whitehurst pass incomplete short middle to N.Washington.
- 2-7-JAX 7 (6:52) (Shotgun) C.Whitehurst pass short left to L.Washington to JAX 5 for 2 yards (T.Smith; D.Gratz).
- 3-5-JAX 5 (6:14) (Shotgun) C.Whitehurst pass incomplete short middle to D.Walker (J.Cyprien).
- 4-5-JAX 5 (6:09) R.Succop 23 yard field goal is GOOD, Center-B.Brinkley, Holder-B.Kern.

TEN 13 JAX 21, 8 plays, 75 yards, 3:07 drive, 8:54 elapsed

R.Succop kicks 65 yards from TEN 35 to end zone, Touchback.

Jacksonville Jaguars at 6:06

- 1-10-JAX 20 (6:06) (Shotgun) B.Bortles right end to JAX 26 for 6 yards.
- 2-4-JAX 26 (5:31) (Shotgun) B.Bortles pass incomplete short left to J.Todman.
- 3-4-JAX 26 (5:26) (Shotgun) B.Bortles pass short right to C.Shorts to JAX 32 for 6 yards (J.McCourtly).
- 1-10-JAX 32 (4:41) T.Gerhart left end to JAX 35 for 3 yards (W.Woodyard).
- 2-7-JAX 35 (3:57) T.Gerhart up the middle to JAX 43 for 8 yards (M.Griffin; W.Woodyard).
- 1-10-JAX 43 (3:09) J.Todman up the middle to JAX 43 for no gain (G.Wilson).  
Timeout #2 by TEN at 03:06.
- 2-10-JAX 43 (3:06) J.Todman right end to JAX 47 for 4 yards (J.Casey).
- 3-6-JAX 47 (2:19) (Shotgun) B.Bortles pass incomplete short right to M.Lee.  
PENALTY on TEN-C.Sensabaugh, Defensive Pass Interference, 7 yards, enforced at JAX 47 - No Play.
- 1-10-TEN 46 (2:16) B.Bortles left end to TEN 42 for 4 yards.  
Timeout #3 by TEN at 02:09.
- 2-6-TEN 42 (2:09) J.Todman right end to TEN 40 for 2 yards (M.Griffin; W.Woodyard).

Two-Minute Warning

- 3-4-TEN 40 (2:00) (Shotgun) J.Todman up the middle to TEN 37 for 3 yards (D.Morgan).

Tennessee Titans vs Jacksonville Jaguars at EverBank Field

4-1-TEN 37	(1:14) B.Anger punts 37 yards to end zone, Center-C.Tinker, Touchback.	
Tennessee Titans at 1:07		
1-10-TEN 20	(1:07) (Shotgun) C.Whitehurst pass deep middle to D.Hagan to TEN 40 for 20 yards (D.Gratz).	P17
<u>1-10-TEN 40</u>	(:44) (Shotgun) C.Whitehurst pass short middle to L.Washington to TEN 49 for 9 yards (T.Smith; J.Thomas).	
2-1-TEN 49	(:31) C.Whitehurst spiked the ball to stop the clock.	
3-1-TEN 49	(:29) C.Whitehurst pass short left to L.Washington to JAX 45 for 6 yards (A.Colvin).	P18
<u>1-10-JAX 45</u>	(:24) (Shotgun) C.Whitehurst pass incomplete deep right to D.Hagan.	
2-10-JAX 45	(:17) (Shotgun) C.Whitehurst scrambles right end ran ob at JAX 35 for 10 yards (T.Smith).	R19
<u>1-10-JAX 35</u>	(:17) (Shotgun) C.Whitehurst sacked at JAX 44 for -9 yards (S.Marks).	

END OF QUARTER		Time	First Downs				Efficiencies	
	Score	Poss	R	P	X	T	3 Down	4 Down
Tennessee Titans	13	8:21	2	5	0	7	1/4	0/1
Jacksonville Jaguars	21	6:39	2	1	1	4	1/3	0/0

## Final Defensive Statistics

Tennessee Titans	Regular Defensive Plays												Special Teams					Misc			
	TKL	AST	COMB	SK	/ YDS	TFL	Q	IN	PD	FF	FR		TKL	AST	FF	FR	BL	TKL	AST	FF	FR
G.Wilson	6	0	6	0	0	1	0	0	0	0	0		0	0	0	0	0	0	0	0	0
D.Morgan	5	1	6	2	8	1	1	0	1	1	0		0	0	0	0	0	0	0	0	0
C.Sensabaugh	4	1	5	0	0	0	0	0	0	0	0		0	0	0	0	0	0	0	0	0
W.Woodyard	2	3	5	1	5	1	1	0	0	0	0		0	0	0	0	0	0	0	0	0
M.Griffin	2	2	4	0	0	0	0	0	0	0	0		0	0	0	0	0	0	0	0	0
A.Williamson	1	3	4	0	0	0	0	0	0	0	0		0	0	0	0	0	0	0	0	0
J.McCourtly	2	1	3	0	0	0	0	0	1	0	0		0	0	0	0	0	0	0	0	0
J.Casey	2	1	3	0	0	0	0	0	0	0	0		0	0	0	0	0	0	0	0	0
S.Hill	2	0	2	1	0	0	1	0	1	0	0		0	0	0	0	0	0	0	0	0
D.Jones	0	2	2	0	0	0	0	0	0	0	0		0	0	0	0	0	0	0	0	0
M.Huff	1	0	1	0	0	0	0	0	0	0	0		0	0	0	0	0	0	0	0	0
K.Klug	1	0	1	0	0	1	0	0	0	0	0		0	0	0	0	0	0	0	0	0
K.Wimbley	1	0	1	0	0	0	0	0	0	0	0		0	0	0	0	0	0	0	0	0
Q.Groves	1	0	1	0	0	0	0	0	0	0	0		0	0	0	0	0	0	0	0	0
D.Stafford	0	1	1	0	0	0	0	0	0	0	0		1	0	0	0	0	0	0	0	0
R.Pitoitua	0	1	1	0	0	0	0	0	0	0	0		0	0	0	0	0	0	0	0	0
B.Brinkley	0	0	0	0	0	0	0	0	0	0	0		1	0	0	0	0	0	0	0	0
J.Staples	0	0	0	0	0	0	0	0	0	0	0		0	1	0	0	0	0	0	0	0
K.Burnett	0	0	0	0	0	0	0	0	0	0	0		0	1	0	0	0	0	0	0	0
Total	30	16	46	4	13	4	3	0	3	1	0		2	2	0	0	0	0	0	0	0

TKL = Tackle AST = Assist COMB = Combined QH=QB Hit IN = Interception PD = Pass Defense FF = Forced Fumble FR = Fumble Recovery

Jacksonville Jaguars	Regular Defensive Plays												Special Teams					Misc			
	TKL	AST	COMB	SK	/ YDS	TFL	QH	IN	PD	FF	FR		TKL	AST	FF	FR	BL	TKL	AST	FF	FR
T.Smith	10	5	15	0	0	1	0	0	0	0	0		0	0	0	0	0	0	0	0	0
J.Thomas	5	5	10	0	0	0	0	0	0	0	0		0	0	0	0	0	0	0	0	0
A.Colvin	7	0	7	0	0	0	0	0	1	0	0		0	0	0	0	0	0	0	0	0
A.Jones	3	2	5	1	3	1	1	0	0	0	0		0	0	0	0	0	0	0	0	0
D.Gratz	3	2	5	0	0	0	0	0	1	0	0		0	0	0	0	0	0	0	0	0
D.McCray	4	0	4	0	0	0	0	0	0	0	0		0	0	0	0	0	0	0	0	0
J.Cyprien	3	1	4	0	0	0	0	0	1	0	0		0	0	0	0	0	0	0	0	0
J.Evans	2	2	4	0	0	0	0	0	1	0	0		0	0	0	0	0	0	0	0	0
S.Marks	3	0	3	1	9	1	1	0	0	0	0		0	0	0	0	0	0	0	0	0
C.Smith	2	0	2	1	5	1	1	0	0	0	0		0	0	0	0	0	0	0	0	0
R.Davis	1	1	2	1	8	1	1	0	0	0	0		0	0	0	0	0	0	0	0	0
E.Hood	1	1	2	0	0	0	0	0	0	0	0		0	0	0	0	0	0	0	0	0
T.Alualu	0	1	1	0	0	0	0	0	0	0	0		0	0	0	0	0	0	0	0	0
C.Clemons	0	0	0	0	0	0	1	0	0	0	0		0	0	0	0	0	0	0	0	0
T.Campbell	0	0	0	0	0	0	0	0	0	0	0		2	2	0	0	0	0	0	0	0
W.Ta'ufo'ou	0	0	0	0	0	0	0	0	0	0	0		1	0	0	0	0	0	0	0	0
L.Reynolds	0	0	0	0	0	0	0	0	0	0	0		0	1	0	0	0	0	0	0	0
J.George	0	0	0	0	0	0	0	0	0	0	0		0	1	0	0	0	0	0	0	0
T.Gerhart	0	0	0	0	0	0	0	0	0	0	0		0	0	0	0	0	0	0	0	1
Total	44	20	64	4	25	5	5	0	4	0	0		3	4	0	0	0	0	0	0	1

# Ball Possession And Drive Chart

## Tennessee Titans

#	Time Recd	Time Lost	Time Poss	How Ball Obtained	Drive Began	# Play	Yds Gain	Yds Pen	Net Yds	1st Down	Last Scrm	How Given Up
1	15:00	7:23	7:37	Kickoff	TEN 16	12	89	-5	84	5	* JAX 8	Touchdown
2	5:00	4:00	1:00	Punt	TEN 34	3	7	0	7	0	TEN 41	Punt
3	2:40	14:15	3:25	Punt	TEN 23	4	9	-5	4	1	TEN 27	Punt
4	12:50	9:27	3:23	Punt	TEN 9	6	36	0	36	1	TEN 45	Punt
5	7:58	3:46	4:12	Punt	TEN 30	8	38	0	38	2	JAX 32	Field Goal
6	0:31	0:00	0:31	Kickoff	TEN 20	2	-1	0	-1	0	TEN 20	End of Half
7	9:27	4:21	5:06	Kickoff	TEN 20	8	35	0	35	2	JAX 45	Punt
8	1:17	14:05	2:12	Punt	TEN 35	5	14	0	14	1	TEN 49	Punt
9	12:36	9:24	3:12	Punt	TEN 43	6	19	0	19	1	JAX 39	Downs
10	9:13	6:06	3:07	Kickoff	TEN 20	8	75	0	75	3	* JAX 5	Field Goal
11	1:07	0:00	1:07	Punt	TEN 20	7	36	0	36	3	JAX 35	End of Game

(270) Average TEN 25

## Jacksonville Jaguars

#	Time Recd	Time Lost	Time Poss	How Ball Obtained	Drive Began	# Play	Yds Gain	Yds Pen	Net Yds	1st Down	Last Scrm	How Given Up
1	7:23	5:00	2:23	Kickoff	JAX 20	5	10	0	10	1	JAX 30	Punt
2	4:00	2:40	1:20	Punt	JAX 22	3	4	0	4	0	JAX 26	Punt
3	14:15	12:50	1:25	Punt	JAX 38	3	2	0	2	0	JAX 40	Punt
4	9:27	7:58	1:29	Punt	JAX 22	3	0	0	0	0	JAX 22	Punt
5	3:46	0:31	3:15	Kickoff	JAX 20	11	75	5	80	6	* TEN 4	Touchdown
6	15:00	9:27	5:33	Kickoff	JAX 28	11	86	-14	72	5	* TEN 1	Touchdown
7	4:21	1:17	3:04	Punt	JAX 9	6	19	0	19	1	JAX 28	Punt
8	14:05	12:36	1:29	Punt	JAX 20	3	-6	0	-6	0	JAX 14	Punt
9	9:24	9:13	0:11	Downs	JAX 38	1	62	0	62	1	JAX 38	Touchdown
10	6:06	1:07	4:59	Kickoff	JAX 20	10	36	7	43	3	TEN 37	Punt

(237) Average JAX 24

\* inside opponent's 20

Time of Possession by Quarter		1st	2nd	3rd	4th	OT	Total
Visitor	Tennessee Titans	11:17	8:51	6:23	8:21		34:52
Home	Jacksonville Jaguars	3:43	6:09	8:37	6:39		25:08

Kickoff Drive No.-Start Average      Titans: 4 - TEN 19      Jaguars: 4 - JAX 22

# Miscellaneous Statistics Report

Tennessee Titans vs Jacksonville Jaguars

12/18/2014 at EverBank Field

## Ten Longest Plays for Tennessee Titans

Yards	Qtr	Play Start	Play Description
39	4	1-10-TEN 20	(9:13) (Shotgun) C.Whitehurst pass deep middle to K.Wright to JAX 41 for 39 yards (A.Colvin).
25	2	3-4-TEN 15	(11:37) (Shotgun) C.Whitehurst pass short right to L.Washington to TEN 40 for 25 yards (C.Smith).
21	1	1-10-TEN 34	(12:46) C.Whitehurst pass deep left to D.Walker pushed ob at JAX 45 for 21 yards (D.McCray).
20	2	1-10-TEN 30	(7:58) C.Whitehurst pass deep middle to D.Walker to 50 for 20 yards (J.Evans; J.Thomas).
20	4	1-10-TEN 20	(1:07) (Shotgun) C.Whitehurst pass deep middle to D.Hagan to TEN 40 for 20 yards (D.Gratz).
19	4	1-10-JAX 41	(8:37) (No Huddle, Shotgun) C.Whitehurst pass deep middle to D.Hagan to JAX 22 for 19 yards (J.Evans).
14	1	3-4-JAX 39	(10:48) (Shotgun) C.Whitehurst pass short middle to K.Wright to JAX 25 for 14 yards (J.Cyprien).
14	1	2-6-JAX 21	(9:31) C.Whitehurst pass short right to C.Coffman to JAX 7 for 14 yards (D.McCray).
13	2	3-18-JAX 45	(4:32) (Shotgun) C.Whitehurst pass short left to K.Wright to JAX 32 for 13 yards (T.Smith).
11	1	3-3-TEN 23	(13:24) (Shotgun) L.Washington up the middle to TEN 34 for 11 yards (T.Smith).

## Ten Longest Plays for Jacksonville Jaguars

Yards	Qtr	Play Start	Play Description
62	4	1-10-JAX 38	(9:24) J.Todman up the middle for 62 yards, TOUCHDOWN.
34	3	3-7-JAX 31	(14:07) (Shotgun) B.Bortles pass short middle to M.Lee to TEN 35 for 34 yards (M.Griffin).
33	2	1-10-JAX 44	(2:21) B.Bortles pass short right to M.Lee to TEN 38 for 18 yards (G.Wilson).
19	3	3-12-JAX 7	(3:02) (Shotgun) B.Bortles scrambles right end to JAX 26 for 19 yards.
15	3	2-12-TEN 37	(12:43) (Shotgun) B.Bortles pass short right to A.Hurns to TEN 22 for 15 yards (K.Wimbley).
14	2	2-10-JAX 20	(3:38) (No Huddle, Shotgun) T.Gerhart right end pushed ob at JAX 34 for 14 yards (G.Wilson).
13	3	3-14-TEN 14	(10:02) (Shotgun) B.Bortles right end pushed ob at TEN 2 for 12 yards (J.Casey).
9	2	1-10-JAX 34	(3:22) T.Gerhart up the middle to JAX 43 for 9 yards (C.Sensabaugh; D.Jones).
9	2	1-20-TEN 33	(1:58) (Shotgun) B.Bortles pass short right to M.Lee to TEN 24 for 9 yards (C.Sensabaugh).
9	2	3-9-TEN 22	(1:27) (Shotgun) B.Bortles scrambles up the middle to TEN 13 for 9 yards (D.Morgan).

## Touchdown Scoring Information

		Offense	Defense	Special Teams
VISITOR	Tennessee Titans	1	0	0
HOME	Jacksonville Jaguars	3	0	0

## Player Scoring Information

Club	Player	TD	Rush TD	Rec TD	KO TD	Punt TD	Int TD	Fum TD	Misc TD	FG	XP	2Pt Rush	2Pt Rec	Sfty	Points
TEN	R.Succop	0	0	0	0	0	0	0	0	2	1	0	0	0	7
TEN	L.Washington	0	0	1	0	0	0	0	0	0	0	0	0	0	6
JAX	T.Gerhart	0	1	0	0	0	0	0	0	0	0	0	0	0	6
JAX	J.Todman	0	1	0	0	0	0	0	0	0	0	0	0	0	6
JAX	M.Lewis	0	0	1	0	0	0	0	0	0	0	0	0	0	6
JAX	J.Scobee	0	0	0	0	0	0	0	0	0	3	0	0	0	3

## Possession Detail

	First Half		Second Half		Game	
	Visitor	Home	Visitor	Home	Visitor	Home
Largest Lead	10	0	0	11	10	11
Drives Leading	5	0	0	4	5	4
Time of Possession Leading	12:31	0:00	0:00	9:43	12:31	9:43
Largest Deficit	0	-10	-11	0	-11	-10
Drives Trailing	0	5	5	1	5	6
Time of Possession Trailing	0:00	9:52	14:44	5:33	14:44	15:25
Times Score Tied Up		0		0		0
Lead Changes		1		1		2

# Playtime Percentage

*Percent of playtime per player on offense, defense and special teams*

Tennessee Titans						Jacksonville Jaguars					
		Offense	Defense	Special Teams				Offense	Defense	Special Teams	
C Spencer	G	67 100%		3	12%	Z Beadles	G	59 100%		2	8%
B Stingily	T	67 100%		3	12%	S Young	T	59 100%		2	8%
C Warmack	G	67 100%		3	12%	L Joeckel	T	59 100%		2	8%
J Meredith	T	67 100%				B Linder	G	59 100%		2	8%
C Whitehurst	QB	67 100%				L Bowanko	C	59 100%		2	8%
A Levitre	G	67 100%				B Bortles	QB	59 100%			
D Walker	TE	64 96%				M Lewis	TE	55 93%			
N Washington	WR	61 91%				C Shorts	WR	53 90%			
D Hagan	WR	43 64%				M Lee	WR	51 86%			
K Wright	WR	42 63%				A Hurns	WR	36 61%			
L Washington	RB	30 45%		11	44%	T Gerhart	RB	27 46%		4	16%
K Durham	WR	23 34%		4	16%	J Todman	RB	24 41%		18	72%
B Sankey	RB	23 34%				C Harbor	TE	19 32%		19	76%
M Mulligan	TE	16 24%		11	44%	W Ta'ufo'ou	FB	14 24%		15	60%
S Greene	RB	14 21%				S Johnson	RB	9 15%			
C Coffman	TE	7 10%		7	28%	N Jacobs	TE	5 8%		7	28%
J Battle	TE	6 9%		20	80%	A Sanders	WR	2 3%		5	20%
E Olsen	G	4 6%				D McCray	CB		67 100%	8	32%
R Richardson	WR	2 3%				J Cyprien	SS		67 100%	7	28%
A Williamson	LB		59 100%	7	28%	D Gratz	CB		67 100%	5	20%
M Griffin	FS		58 98%	2	8%	J Thomas	LB		67 100%	4	16%
C Sensabaugh	CB		57 97%	13	52%	T Smith	LB		67 100%	1	4%
G Wilson	FS		57 97%	5	20%	J Evans	SS		67 100%		
D Morgan	LB		57 97%	2	8%	C Clemons	DE		58 87%	3	12%
J McCourty	CB		57 97%	2	8%	S Marks	DT		46 69%	2	8%
J Casey	DT		52 88%	2	8%	A Colvin	CB		41 61%	8	32%
W Woodyard	LB		37 63%	7	28%	A Jones	DT		35 52%	6	24%
S Hill	NT		37 63%	2	8%	R Bryant	DE		31 46%	4	16%
M Huff	CB		32 54%	18	72%	R Davis	DE		29 43%	10	40%
K Wimbley	LB		29 49%	5	20%	T Alualu	DE		26 39%	14	56%
R Pitoitua	DE		26 44%	1	4%	G Hayes	LB		25 37%		
D Stafford	SS		24 41%	20	80%	E Hood	DT		24 36%	6	24%
Q Groves	LB		23 39%	9	36%	C Smith	DE		18 27%	5	20%
D Jones	DE		16 27%	1	4%	S Martin	FS		2 3%	13	52%
K Klug	DT		14 24%	7	28%	L Reynolds	LB			22	88%
A Woods	NT		13 22%	3	12%	T Campbell	CB			19	76%
J Staples	LB		1 2%	20	80%	C Loston	SS			14	56%
B Harris	CB			20	80%	J George	LB			11	44%
K Wooten	DB			15	60%	C Tinker	LS			9	36%
K Burnett	LB			15	60%	B Anger	P			9	36%
A Andrews	RB			11	44%	A Edds	LB			8	32%
B Brinkley	LS			8	32%	J Scobee	K			6	24%
B Kern	P			8	32%	J Wells	T			2	8%
R Succop	K			7	28%						
W Svitek	T			3	12%						

# 2014 TENNESSEE TITANS SEASON STATISTICS

Won 2, Lost 13

Date	W-L	Score	OT	Opponent	Attendance
09/07	W	26-10		Kansas City	73,569*
09/14	L	10-26		Dallas	69,143*
09/21	L	7-33		at Cincinnati	56,743*
09/28	L	17-41		at Indianapolis	64,757*
10/05	L	28-29		Cleveland	69,143*
10/12	W	16-14		Jacksonville	69,143*
10/19	L	17-19		at Washington	75,227*
10/26	L	16-30		Houston	69,143*
11/09	L	7-21		at Baltimore	70,914*
11/17	L	24-27		Pittsburgh	69,143*
11/23	L	24-43		at Philadelphia	69,596*
11/30	L	21-45		at Houston	71,714*
12/07	L	7-36		New York Giants	69,143*
12/14	L	11-16		New York Jets	69,143*
12/18	L	13-21		at Jacksonville	61,202*
12/28				Indianapolis	

\* Sellout

Statistic	Tenn.	Opp.
<b>Total First Downs</b>	<b>249</b>	<b>341</b>
Rushing	69	118
Passing	156	196
Penalty	24	27
3rd Down: Made/Att	55/180	89/211
3rd Down Pct.	30.6	42.2
4th Down: Made/Att	5/14	4/8
4th Down Pct.	35.7	50.0
<b>Possession Avg.</b>	<b>27:35</b>	<b>32:25</b>
<b>Total Net Yards</b>	<b>4667</b>	<b>5590</b>
Avg. Per Game	311.1	372.7
Total Plays	860	1033
Avg. Per Play	5.4	5.4
<b>Net Yards Rushing</b>	<b>1305</b>	<b>2131</b>
Avg. Per Game	87.0	142.1
Total Rushes	332	485
<b>Net Yards Passing</b>	<b>3362</b>	<b>3459</b>
Avg. Per Game	224.1	230.6
Sacked/Yards Lost	46/297	38/221
Gross Yards	3659	3680
Att./Completions	482/286	510/324
Completion Pct.	59.3	63.5
Had Intercepted	16	12
<b>Punts/Average</b>	<b>82/45.5</b>	<b>68/46.4</b>
<b>Net Punting Avg.</b>	<b>82/40.3</b>	<b>68/41.4</b>
<b>Penalties/Yards</b>	<b>107/941</b>	<b>89/711</b>
<b>Fumbles/Ball Lost</b>	<b>19/9</b>	<b>6/4</b>
<b>Touchdowns</b>	<b>27</b>	<b>45</b>
Rushing	6	17
Passing	19	25
Returns	2	3

Score By Periods	Q1	Q2	Q3	Q4	OT	PTS
<b>Team</b>	<b>40</b>	<b>87</b>	<b>70</b>	<b>47</b>	<b>0</b>	<b>244</b>
<b>Opponents</b>	<b>98</b>	<b>100</b>	<b>97</b>	<b>116</b>	<b>0</b>	<b>411</b>

Scoring	TD	Rush	Rec	Ret	K-PAT	FG	S	PTS
Succop	0	0	0	0	26/26	18/21	0	80
Wright	5	0	5	0			0	30
Walker	4	0	4	0			0	24
Hunter	3	0	3	0			0	18
Greene	2	2	0	0			0	12
Sankey	2	2	0	0			0	12
L. Washington	2	0	2	0			0	12
N. Washington	2	0	2	0			0	12
Battle	1	1	0	0			0	6
Coffman	1	0	1	0			0	6
Hagan	1	0	1	0			0	6
Huff	1	0	0	1			0	6
Locker	1	1	0	0			0	6
McCluster	1	0	1	0			0	6
McCourt	1	0	0	1			0	6
<b>Team</b>	<b>27</b>	<b>6</b>	<b>19</b>	<b>2</b>	<b>26/26</b>	<b>18/21</b>	<b>1</b>	<b>244</b>
<b>Opponents</b>	<b>45</b>	<b>17</b>	<b>25</b>	<b>3</b>	<b>44/44</b>	<b>31/36</b>	<b>2</b>	<b>411</b>
<b>2-Pt Conv: TM</b>	<b>0-1</b>	<b>OPP</b>	<b>0-1</b>					

Rushing	No.	Yds	Avg	Long	TD
Sankey	148	551	3.7	22	2
Greene	83	298	3.6	20	2
Locker	22	142	6.5	29	1
McCluster	40	131	3.3	16	0
Whitehurst	16	71	4.4	23	0
L. Washington	11	55	5.0	16	0
Wright	3	44	14.7	38	0
Battle	4	9	2.3	5	1
Mettenberger	5	4	0.8	8	0
<b>Team</b>	<b>332</b>	<b>1305</b>	<b>3.9</b>	<b>38</b>	<b>6</b>
<b>Opponents</b>	<b>485</b>	<b>2131</b>	<b>4.4</b>	<b>62t</b>	<b>17</b>

Receiving	No.	Yds	Avg	Long	TD
Walker	56	847	15.1	68	4
Wright	55	706	12.8	48	5
N. Washington	40	647	16.2	80t	2
Hunter	28	498	17.8	75t	3
McCluster	26	197	7.6	25	1
L. Washington	22	159	7.2	25	2
Sankey	18	133	7.4	18	0
Hagan	17	238	14.0	38t	1
Coffman	6	64	10.7	18	1
Durham	6	54	9.0	14	0
Battle	5	28	5.6	12	0
Stevens	2	26	13.0	20	0
Thompson	2	24	12.0	13	0
Greene	1	13	13.0	13	0
Klug	1	9	9.0	9	0
Schwenke	1	6	6.0	6	0
Whitehurst	0	10	---	10	0
<b>Team</b>	<b>286</b>	<b>3659</b>	<b>12.8</b>	<b>80t</b>	<b>19</b>
<b>Opponents</b>	<b>324</b>	<b>3680</b>	<b>11.4</b>	<b>70t</b>	<b>25</b>

Interceptions	No.	Yds	Avg	Long	TD
McCourt	3	0	0.0	0	0
Woodyard	2	20	10.0	13	0
Griffin	2	12	6.0	12	0
Wreh-Wilson	1	34	34.0	34	0
Stafford	1	33	33.0	33	0
Huff	1	23	23.0	23t	1
Ghee	1	0	0.0	0	0
Wilson	1	0	0.0	0	0
<b>Team</b>	<b>12</b>	<b>122</b>	<b>10.2</b>	<b>34</b>	<b>1</b>
<b>Opponents</b>	<b>16</b>	<b>214</b>	<b>13.4</b>	<b>67</b>	<b>1</b>

Punting	No.	Yds	Avg	Net	TB	In	Lg	B
Kern	81	3735	46.1	40.3	6	25	69	1
<b>Team</b>	<b>82</b>	<b>3735</b>	<b>45.5</b>	<b>40.3</b>	<b>6</b>	<b>25</b>	<b>69</b>	<b>1</b>
<b>Opponents</b>	<b>68</b>	<b>3153</b>	<b>46.4</b>	<b>41.4</b>	<b>7</b>	<b>23</b>	<b>69</b>	<b>0</b>

Punt Returns	Ret	FC	Yds	Avg	Long	TD
McCluster	22	14	155	7.0	48	0
L. Washington	6	3	37	6.2	10	0
Griffin	1	0	5	5.0	5	0
<b>Team</b>	<b>29</b>	<b>17</b>	<b>197</b>	<b>6.8</b>	<b>48</b>	<b>0</b>
<b>Opponents</b>	<b>40</b>	<b>23</b>	<b>310</b>	<b>7.8</b>	<b>30</b>	<b>0</b>

Kickoff Returns	No.	Yds	Avg	Long	TD
L. Washington	26	598	23.0	50	0
Sankey	7	198	28.3	42	0
Andrews	5	110	22.0	27	0
Battle	2	43	21.5	22	0
Klug	2	32	16.0	20	0
Martin	1	0	0.0	0	0
<b>Team</b>	<b>43</b>	<b>981</b>	<b>22.8</b>	<b>50</b>	<b>0</b>
<b>Opponents</b>	<b>28</b>	<b>725</b>	<b>25.9</b>	<b>107t</b>	<b>1</b>

Field Goals	1-19	20-29	30-39	40-49	50+
Succop	0/0	5/5	6/6	5/8	2/2
<b>Team</b>	<b>0/0</b>	<b>5/5</b>	<b>6/6</b>	<b>5/8</b>	<b>2/2</b>
<b>Opponents</b>	<b>1/1</b>	<b>7/7</b>	<b>12/12</b>	<b>7/10</b>	<b>4/6</b>

Succop: (36G,31G,46G,47G) (47G) (40N,44N) (36G) () (25G,21G,42G) (36G) (35G) () (20G) (20G) () (42N) (40G, 33G,51G) (50G,23G)  
 OPP: (35G,48N) (48G,44G,51G,48G) (29G) (31G,30G) (38G,42G) (55B) (31G,31G,27G,22G) (30G,29G,49G) () (49G,23G) (36G,26G,49N,35G,30G,50G) (37G,43N) (20G, 19G,36G,52G,42G) (53N,51G) ()

**Sacks:** Morgan 6.5, Casey 5, Griffin 3, Hill 3, Williamson 3, Woodyard 2.5, Klug 2, Phillips TM 2, Pitoitua 2, Wimbley 2, Groves 1, Huff 1, Pollard 1, Sensabaugh 1, Stafford 1, Wilson 1, Woods 1, **TM 38, OPP 46**

**FUM/Lost:** Mettenberger 4/2, Locker 3/1, L. Washington 3/1, Whitehurst 2/0, Greene 1/1, McCluster 1/1, Sankey 1/1, Schwenke 1/1, Spencer 1/0, Walker 1/0, Wright 1/1

Passing	Att	Cmp	Yds	Cmp%	Yds/Att	TD	TD%	Int	Int%	Long	Sack/Lost	Rating
Mettenberger	179	107	1412	59.8	7.89	8	4.5	7	3.9	80t	18/138	83.4
Whitehurst	157	93	1254	59.2	7.99	6	3.8	2	1.3	75t	14/74	92.2
Locker	146	86	993	58.9	6.80	5	3.4	7	4.8	61t	14/85	70.9
<b>Team</b>	<b>482</b>	<b>286</b>	<b>3659</b>	<b>59.3</b>	<b>7.59</b>	<b>19</b>	<b>3.9</b>	<b>16</b>	<b>3.3</b>	<b>80t</b>	<b>46/297</b>	<b>82.5</b>
<b>Opponents</b>	<b>510</b>	<b>324</b>	<b>3680</b>	<b>63.5</b>	<b>7.22</b>	<b>25</b>	<b>4.9</b>	<b>12</b>	<b>2.4</b>	<b>70t</b>	<b>38/221</b>	<b>91.6</b>



## TITANS FALL TO COLTS, GET NO. 2 DRAFT PICK

**BY JIM WYATT**  
**THE TENNESSEAN**  
**DECEMBER 29, 2014**

### PAGE 1C

Way back on Sept. 7, the Titans walked out of Arrowhead Stadium with swagger.

They'd beaten the Chiefs handily, a win that hinted of better things to come under new head coach Ken Whisenhunt after a string of disappointing seasons.

"The feeling that day was, 'Man, this is a new era. We are about to turn things around,' " linebacker Derrick Morgan recalled Sunday.

Fast-forward 113 days and the mood was much different as the Titans left LP Field for the final time this season.

With a 27-10 loss to the Colts, they ended the year on a 10-game losing streak. It was their 14th loss in 15 games since the win at Kansas City, and it capped a season that included nine losses by at least two touchdowns.

The Titans (2-14) finished tied with the Buccaneers for the NFL's worst record.

"If you are not embarrassed," tight end Delanie Walker said, "I don't know what you are doing in this sport."

The only consolation: the Titans secured the second overall pick in the 2015 NFL Draft.

With a 27-10 loss to the Colts, they ended the year on a 10-game losing streak. It was their 14th loss in 15 games since the win at Kansas City, and it capped a season that included nine losses by at least two touchdowns.

The Titans (2-14) finished tied with the Buccaneers for the NFL's worst record.

"If you are not embarrassed," tight end Delanie Walker said, "I don't know what you are doing in this sport."

The only consolation: the Titans secured the second overall pick in the 2015 NFL Draft.

Titans president/CEO Tommy Smith told The Tennessean last month the roster will look dramatically different in 2015, and Whisenhunt on Sunday said he expects big changes as well. More than a dozen players are scheduled to become unrestricted free agents, and there's no guarantee some players already under contract for next season will be back.

The draft will provide some pieces. General manager Ruston Webster is scheduled to attend the Rose Bowl on Thursday to see the top two quarterbacks – Marcus Mariota of Oregon and Jameis Winston of Florida State. But the two rosters are loaded at other positions, and the Titans have a ton of needs.

Whisenhunt provided no hints about what might happen at quarterback, where rookie Zach Mettenberger got only six starts this season. He did say the Titans need more continuity at several positions after a season when they started three quarterbacks, seven offensive tackles and went through five tight ends.

But with a tough season so fresh in his mind, Whisenhunt said it's "hard to say" there are better days ahead.

"We are going to have to show (it). But we are going to get a good pick, and we're going to have a chance to get some good young players in here," he said. "Obviously there will be changes."

The Colts jumped out to a 14-0 lead and led 17-7 at halftime after Titans quarterback Charlie Whitehurst threw a six-yard touchdown pass to Kendall Wright.

Backup quarterback Matt Hasselbeck replaced Andrew Luck at halftime, but the Colts still found ways to hold off the listless Titans, who have lost seven straight and 12 of 13 to their AFC South rival.

To a man, the Titans said this season will go down as the most frustrating of their careers.

"It was rough. I've never dealt with anything like this," Wright said. "Two wins? It was an all-around rough season and it has to be better."

Said defensive lineman Jurrell Casey: "At the end of the day you are glad it's over, and you can put it behind you and get ready for next season."

Sure, a fresh start and roster changes might provide optimism. But like the season-opening win over the Chiefs, it doesn't guarantee better results.

"You want to say we are better than our record, but that is just lip service. ... Every team fights hard, but at the end of the day it is about wins and losses," Morgan said. "There's a core group of guys here. There have been teams that went 2-14 and the next year made the playoffs (the Chiefs went from 2-14 in 2012 to playoffs in 2013). So things can turn around real quick in this league. Maybe that will be the case here, but it's going to take a lot of hard work."

###

# Week 17

## National Football League Game Summary

NFL Copyright © 2014 by The National Football League. All rights reserved. This summary and play-by-play is for the express purpose of assisting media in their coverage of the game; any other use of this material is prohibited without the written permission of the National Football League. Updated: 12/29/2014

Date: Sunday, 12/28/2014 Indianapolis Colts at Tennessee Titans Start Time: 12:02 PM Central  
at LP Field, Nashville, Tennessee

### Game Day Weather

Game Weather: Cloudy Temp: 40° F (4.4° C) Humidity: 99%, Wind: North 6 mph  
Played Outdoors on Turf: Grass Outdoor Weather: Cloudy, Wind Chill: 36

### Officials

Referee: Corrente, Tony (99) Umpire: Ferrell, Dan (64) Head Linesman: Hayward, George (54)  
Line Judge: Baynes, Rusty (59) Side Judge: Hochuli, Shawn (83) Field Judge: Cavaletto, Gary (60)  
Back Judge: Wilson, Gregory (119) Replay Official: Slavin, Howard ()

### Lineups

Indianapolis Colts				Tennessee Titans			
Offense		Defense		Offense		Defense	
WR	87 R.Wayne	DE	90 C.Redding	WR	85 N.Washington	DE	90 D.Jones
LT	74 A.Castonzo	NT	96 J.Chapman	LT	79 J.Meredith	NT	94 S.Hill
LG	63 A.Shipley	DT	97 A.Jones	LG	67 A.Levitre	DT	99 J.Casey
C	62 K.Holmes	SLB	93 E.Walden	C	60 C.Spencer	OLB	91 D.Morgan
RG	60 L.Louis	MIKE	52 D.Jackson	RG	70 C.Warmack	ILB	59 W.Woodyard
RT	75 J.Mewhort	WILL	57 J.McNary	RT	68 B.Stingily	ILB	54 A.Williamson
TE	84 J.Doyle	RUSH	91 J.Newsome	TE	82 D.Walker	OLB	95 K.Wimbley
WR	13 T.Hilton	LCB	28 G.Toler	WR	80 D.Hagan	CB	24 C.Sensabaugh
QB	12 A.Luck	RCB	21 V.Davis	QB	12 C.Whitehurst	SS	21 G.Wilson
TE	80 C.Fleener	SS	29 M.Adams	TE	89 M.Mulligan	FS	33 M.Griffin
RB	36 D.Herron	FS	30 L.Landry	RB	20 B.Sankey	CB	30 J.McCourty

### Substitutions

P 1 P.McAfee, K 4 A.Vinatieri, QB 8 M.Hasselbeck, WR 10 D.Moncrief, WR 14 H.Nicks, RS 16 J.Cribbs, CB 20 D.Butler, CB 25 J.Brown, CB 27 J.Gordy, S 31 D.McDonald, S 32 C.Anderson, RB 34 T.Richardson, RB 37 Z.Tipton, S 38 S.Brown, LS 45 M.Overton, ILB 51 H.Muamba, ILB 54 A.Jackson, OLB 55 S.Phillips, OLB 58 A.Studebaker, G 69 H.Thornton, T 71 X.Nixon, C 72 J.Harrison, DT 95 M.Hughes, DT 99 R.Jean Francois

### Substitutions

QB 5 J.Palmer, P 6 B.Kern, K 8 R.Succop, WR 13 K.Wright, WR 17 K.Durham, RB 23 S.Greene, RB 26 A.Andrews, DB 28 M.Huff, RB 29 L.Washington, CB 32 B.Harris, CB 36 K.Wooten, S 39 D.Stafford, FB 44 J.Battle, LS 48 B.Brinkley, LB 50 Z.Gooden, OLB 53 Q.Groves, LB 57 J.Staples, OLB 58 K.Burnett, G/C 69 E.Olsen, T 76 W.Svitek, TE 86 C.Coffman, DL 93 M.Martin, DL 96 A.Woods, DL 97 K.Klug

### Did Not Play

### Did Not Play

### Not Active

CB 40 S.Price, ILB 50 J.Freeman, G 76 J.Reitz, T 78 G.Cherilus, TE 83 D.Allen, OLB 92 B.Werner, NT 94 Z.Kerr

### Not Active

QB 7 Z.Mettenberger, DB 35 J.Thomas, OLB 56 D.Moch, T 75 T.Jones, T 77 T.Lewan, WR 83 R.Richardson, DE 92 R.Pitoitua

### Field Goals (made ( ) & missed)

A.Vinatieri		(23) 46WL (26)		R.Succop		(31)	
		1	2	3	4	OT	Total
VISITOR:	Indianapolis Colts	7	10	0	10	0	27
HOME:	Tennessee Titans	0	7	3	0	0	10

### Scoring Plays

Team	Qtr	Time	Play Description (Extra Point) (Drive Info)	Visitor	Home
Colts	1	2:54	C.Fleener 7 yd. pass from A.Luck (A.Vinatieri kick) (6-44, 3:00)	7	0
Colts	2	8:54	J.Doyle 1 yd. pass from A.Luck (A.Vinatieri kick) (3-80, 1:50)	14	0
Titans	2	5:07	K.Wright 6 yd. pass from C.Whitehurst (R.Succop kick) (8-47, 3:47)	14	7
Colts	2	2:55	A.Vinatieri 23 yd. Field Goal (6-22, 2:12)	17	7
Titans	3	4:01	R.Succop 31 yd. Field Goal (8-51, 4:27)	17	10
Colts	4	14:56	A.Vinatieri 26 yd. Field Goal (9-69, 4:05)	20	10
Colts	4	3:16	C.Fleener 8 yd. pass from M.Hasselbeck (A.Vinatieri kick) (7-33, 3:11)	27	10

Paid Attendance: 69,143

Time: 2:58

## Final Team Statistics

	Visitor Colts	Home Titans
TOTAL FIRST DOWNS	16	9
By Rushing	1	6
By Passing	15	3
By Penalty	0	0
THIRD DOWN EFFICIENCY	5-16-31%	4-16-25%
FOURTH DOWN EFFICIENCY	1-3-33%	1-3-33%
TOTAL NET YARDS	378	192
Total Offensive Plays (inc. times thrown passing)	66	59
Average gain per offensive play	5.7	3.3
NET YARDS RUSHING	64	142
Total Rushing Plays	30	24
Average gain per rushing play	2.1	5.9
Tackles for a loss-number and yards	3-7	1-1
NET YARDS PASSING	314	50
Times thrown - yards lost attempting to pass	1-1	4-29
Gross yards passing	315	79
PASS ATTEMPTS-COMPLETIONS-HAD INTERCEPTED	35-23-0	31-13-0
Avg gain per pass play (inc.# thrown passing)	8.7	1.4
KICKOFFS Number-In End Zone-Touchbacks	6-3-1	3-3-0
PUNTS Number and Average	5-40.6	7-54.7
Had Blocked	0	0
FGs - PATs Had Blocked	0-0	0-0
Net Punting Average	38.6	46.1
TOTAL RETURN YARDAGE (Not Including Kickoffs)	40	10
No. and Yards Punt Returns	3-40	1-10
No. and Yards Kickoff Returns	3-130	5-140
No. and Yards Interception Returns	0-0	0-0
PENALTIES Number and Yards	4-20	4-20
FUMBLES Number and Lost	1-0	4-1
TOUCHDOWNS	3	1
Rushing	0	0
Passing	3	1
EXTRA POINTS Made-Attempts	3-3	1-1
Kicking Made-Attempts	3-3	1-1
FIELD GOALS Made-Attempts	2-3	1-1
RED ZONE EFFICIENCY	3-5-60%	1-2-50%
GOAL TO GO EFFICIENCY	2-4-50%	1-2-50%
SAFETIES	0	0
FINAL SCORE	27	10
TIME OF POSSESSION	33:26	26:34

Final Individual Statistics

Indianapolis Colts									Tennessee Titans																				
RUSHING			ATT	YDS	AVG	LG	TD		RUSHING			ATT	YDS	AVG	LG	TD													
D.Herron			10	35	3.5	9	0		S.Greene			11	94	8.5	52	0													
Z.Tipton			9	21	2.3	9	0		C.Whitehurst			4	19	4.8	13	0													
T.Richardson			6	11	1.8	4	0		B.Sankey			4	18	4.5	11	0													
A.Luck			1	5	5.0	5	0		K.Wright			1	10	10.0	10	0													
M.Hasselbeck			4	-8	-2.0	-1	0		L.Washington			2	2	1.0	2	0													
									J.Battle			1	0	0.0	0	0													
									J.Palmer			1	-1	-1.0	-1	0													
Total			30	64	2.1	9	0		Total			24	142	5.9	52	0													
PASSING			ATT	CMP	YDS	SK/YD	TD	LG	IN	RT	PASSING			ATT	CMP	YDS	SK/YD	TD	LG	IN	RT								
M.Hasselbeck			19	13	155	0/0	1	32	0	110.6	C.Whitehurst			28	12	72	4/29	1	10	0	62.2								
A.Luck			16	10	160	1/1	2	80	0	135.4	J.Palmer			3	1	7	0/0	0	7	0	42.4								
Total			35	23	315	1/1	3	80	0	122.9	Total			31	13	79	4/29	1	10	0	60.3								
PASS RECEIVING			TAR	REC	YDS	AVG	LG	TD	PASS RECEIVING			TAR	REC	YDS	AVG	LG	TD	PASS RECEIVING			TAR	REC	YDS	AVG	LG	TD			
C.Fleener			7	5	56	11.2	20	2	D.Walker			10	7	43	6.1	10	0	D.Walker			10	7	43	6.1	10	0			
J.Doyle			5	4	21	5.3	7	1	D.Hagan			5	2	16	8.0	9	0	D.Hagan			5	2	16	8.0	9	0			
H.Nicks			6	3	46	15.3	21	0	A.Andrews			2	2	11	5.5	6	0	A.Andrews			2	2	11	5.5	6	0			
D.Herron			3	3	31	10.3	26	0	K.Wright			5	2	9	4.5	6	1	K.Wright			5	2	9	4.5	6	1			
D.Moncrief			5	3	16	5.3	9	0	N.Washington			3	0	0	0.0	0	0	N.Washington			3	0	0	0.0	0	0			
R.Wayne			3	2	91	45.5	80	0	K.Durham			2	0	0	0.0	0	0	K.Durham			2	0	0	0.0	0	0			
Z.Tipton			2	2	45	22.5	32	0	L.Washington			2	0	0	0.0	0	0	L.Washington			2	0	0	0.0	0	0			
T.Richardson			1	1	9	9.0	9	0	B.Sankey			1	0	0	0.0	0	0	B.Sankey			1	0	0	0.0	0	0			
T.Hilton			3	0	0	0.0	0	0																					
Total			35	23	315	13.7	80	3	Total			30	13	79	6.1	10	1	Total			30	13	79	6.1	10	1			
INTERCEPTIONS			NO	YDS	AVG	LG	TD	INTERCEPTIONS			NO	YDS	AVG	LG	TD	INTERCEPTIONS			NO	YDS	AVG	LG	TD						
Total			0	0	0	0	0	Total			0	0	0	0	0	Total			0	0	0	0	0						
PUNTING			NO	YDS	AVG	NET	TB	IN20	LG	PUNTING			NO	YDS	AVG	NET	TB	IN20	LG	PUNTING			NO	YDS	AVG	NET	TB	IN20	LG
P.McAfee			5	203	40.6	38.6	0	3	47	B.Kern			7	383	54.7	46.1	1	3	79	B.Kern			7	383	54.7	46.1	1	3	79
Total			5	203	40.6	38.6	0	3	47	Total			7	383	54.7	46.1	1	3	79	Total			7	383	54.7	46.1	1	3	79
PUNT RETURNS			NO	YDS	AVG	FC	LG	TD	PUNT RETURNS			NO	YDS	AVG	FC	LG	TD	PUNT RETURNS			NO	YDS	AVG	FC	LG	TD			
J.Cribbs			3	40	13.3	2	15	0	L.Washington			1	10	10.0	1	10	0	L.Washington			1	10	10.0	1	10	0			
[OUT OF BOUNDS]			1	0	0.0	0	0	0	[DOWNED]			1	0	0.0	0	0	0	[DOWNED]			1	0	0.0	0	0	0			
[TOUCHBACK]			1	0	0.0	0	0	0	[OUT OF BOUNDS]			2	0	0.0	0	0	0	[OUT OF BOUNDS]			2	0	0.0	0	0	0			
Total			3	40	13.3	2	15	0	Total			1	10	10.0	1	10	0	Total			1	10	10.0	1	10	0			
KICKOFF RETURNS			NO	YDS	AVG	FC	LG	TD	KICKOFF RETURNS			NO	YDS	AVG	FC	LG	TD	KICKOFF RETURNS			NO	YDS	AVG	FC	LG	TD			
J.Cribbs			3	130	43.3	0	76	0	L.Washington			5	140	28.0	0	52	0	L.Washington			5	140	28.0	0	52	0			
									[TOUCHBACK]			1	0	0.0	0	0	0	[TOUCHBACK]			1	0	0.0	0	0	0			
Total			3	130	43.3	0	76	0	Total			5	140	28.0	0	52	0	Total			5	140	28.0	0	52	0			

Indianapolis Colts

FUMBLES	FUM	LOST	OWN-REC	YDS	TD	FORCED	OPP-REC	YDS	TD	OUT-BDS
A.Luck	1	0	0	0	0	0	0	0	0	0
H.Thornton	0	0	1	0	0	0	0	0	0	0
V.Davis	0	0	0	0	0	1	1	-9	0	0
M.Adams	0	0	0	0	0	1	0	0	0	0
J.Newsome	0	0	0	0	0	1	0	0	0	0
Total	1	0	1	0	0	3	1	-9	0	0

Tennessee Titans

FUMBLES	FUM	LOST	OWN-REC	YDS	TD	FORCED	OPP-REC	YDS	TD	OUT-BDS
D.Walker	1	0	1	0	0	0	0	0	0	0
C.Whitehurst	1	0	1	0	0	0	0	0	0	0
B.Sankey	1	1	0	0	0	0	0	0	0	0

Indianapolis Colts vs Tennessee Titans

12/28/2014 at LP Field

## Final Individual Statistics

C.Spencer	1	0	0	-6	0	0	0	0	0	0
B.Stingily	0	0	1	0	0	0	0	0	0	0
D.Jones	0	0	0	0	0	1	0	0	0	0
Total	4	1	3	-6	0	1	0	0	0	0

First Quarter

TEN wins toss, elects to Receive, and IND elects to defend the North goal.

P.McAfee kicks 63 yards from IND 35 to TEN 2. L.Washington to TEN 26 for 24 yards (A.Jackson).

Tennessee Titans at 15:00, (1st play from scrimmage 14:54)

- 1-10-TEN 26 (14:54) B.Sankey right tackle to TEN 32 for 6 yards (G.Toler; D.Jackson).
- 2-4-TEN 32 (14:19) C.Whitehurst pass short left to K.Wright to TEN 35 for 3 yards (M.Adams; J.McNary).
- 3-1-TEN 35 (13:38) S.Greene left guard to TEN 36 for 1 yard (L.Landry).
- 1-10-TEN 36 (13:01) (Shotgun) C.Whitehurst pass incomplete short right to D.Walker.
- 2-10-TEN 36 (12:58) (Shotgun) B.Sankey right tackle to TEN 38 for 2 yards (D.Jackson).
- Timeout #1 by TEN at 12:13.
- 3-8-TEN 38 (12:13) (Shotgun) C.Whitehurst pass incomplete short middle to D.Hagan [J.Newsome].  
PENALTY on IND-A.Jones, Defensive Offside, 5 yards, enforced at TEN 38 - No Play.
- 3-3-TEN 43 (12:09) (Shotgun) C.Whitehurst pass incomplete short right to D.Hagan (G.Toler).
- 4-3-TEN 43 (12:01) (Punt formation) B.Kern punts 45 yards to IND 12, Center-B.Brinkley, fair catch by J.Cribbs.

R1

Indianapolis Colts at 11:54

- 1-10-IND 12 (11:54) (Shotgun) A.Luck pass short right to D.Herron to IND 8 for -4 yards (M.Griffin).
- 2-14-IND 8 (11:16) D.Herron left tackle to IND 9 for 1 yard (S.Hill).
- 3-13-IND 9 (11:16) (Shotgun) PENALTY on TEN-Q.Groves, Neutral Zone Infraction, 5 yards, enforced at IND 9 - No Play.
- 3-8-IND 14 (10:17) (Shotgun) A.Luck pass short middle to D.Herron to IND 23 for 9 yards (A.Williamson; D.Jones).
- 1-10-IND 23 (9:32) A.Luck scrambles left end to IND 28 for 5 yards (K.Wimbley).
- 2-5-IND 28 (8:45) (Shotgun) A.Luck pass short right to R.Wayne pushed ob at IND 39 for 11 yards (M.Griffin).
- 1-10-IND 39 (8:13) (Shotgun) A.Luck pass incomplete deep right to T.Hilton.
- 2-10-IND 39 (8:08) (Shotgun) PENALTY on TEN-A.Woods, Encroachment, 5 yards, enforced at IND 39 - No Play.
- 2-5-IND 44 (8:08) A.Luck pass incomplete deep left to C.Fleener.
- 3-5-IND 44 (8:03) (Shotgun) A.Luck pass incomplete short left to R.Wayne [D.Stafford].
- 4-5-IND 44 (8:00) (Punt formation) P.McAfee punts 39 yards to TEN 17, Center-M.Overton, out of bounds.

P1

P2

Tennessee Titans at 7:52

- 1-10-TEN 17 (7:52) K.Wright right end ran ob at TEN 27 for 10 yards (G.Toler).
- 1-10-TEN 27 (7:26) S.Greene left guard to TEN 27 for no gain (J.Newsome).
- 2-10-TEN 27 (6:48) (Shotgun) C.Whitehurst pass incomplete deep middle to K.Wright [C.Redding].
- 3-10-TEN 27 (6:43) (Shotgun) C.Whitehurst sacked at TEN 19 for -8 yards (sack split by C.Redding and J.McNary).
- 4-18-TEN 19 (6:04) (Punt formation) B.Kern punts 43 yards to IND 38, Center-B.Brinkley. J.Cribbs to TEN 49 for 13 yards (G.Wilson).
- PENALTY on TEN-W.Woodyard, Ineligible Downfield Kick, 5 yards, enforced at TEN 49.

R2

Indianapolis Colts at 5:54

- 1-10-TEN 44 (5:54) D.Herron left end to TEN 44 for no gain (S.Hill).
- 2-10-TEN 44 (5:16) A.Luck sacked at IND 49 for -7 yards (D.Jones). FUMBLES (D.Jones), recovered by IND-H.Thornton at TEN 47. H.Thornton to TEN 45 for 2 yards (S.Hill).
- 3-11-TEN 45 (4:42) (Shotgun) A.Luck pass short left to D.Herron to TEN 19 for 26 yards (D.Stafford).
- 1-10-TEN 19 (4:05) D.Herron up the middle to TEN 10 for 9 yards (G.Wilson).
- 2-1-TEN 10 (3:36) D.Herron left guard to TEN 7 for 3 yards (G.Wilson).
- 1-7-TEN 7 (2:59) A.Luck pass short left to C.Fleener for 7 yards, TOUCHDOWN.
- A.Vinatieri extra point is GOOD, Center-M.Overton, Holder-P.McAfee.

P3

R4

P5

IND 7 TEN 0, 6 plays, 44 yards, 3:00 drive, 12:06 elapsed

P.McAfee kicks 65 yards from IND 35 to end zone, Touchback.

Tennessee Titans at 2:54

- 1-10-TEN 20 (2:54) C.Whitehurst pass short right to D.Walker to TEN 27 for 7 yards (D.Jackson).
- 2-3-TEN 27 (2:23) B.Sankey right tackle to TEN 26 for -1 yards (D.Jackson).
- 3-4-TEN 26 (1:43) C.Whitehurst pass incomplete short middle to L.Washington (R.Jean Francois).
- 4-4-TEN 26 (1:38) (Punt formation) B.Kern punts 53 yards to IND 21, Center-B.Brinkley. J.Cribbs to IND 36 for 15 yards (D.Stafford).

Indianapolis Colts at 1:27

- 1-10-IND 36 (1:27) (Shotgun) T.Richardson right end to IND 38 for 2 yards (S.Hill).
- 2-8-IND 38 (:43) (Shotgun) A.Luck pass short right to C.Fleener to IND 46 for 8 yards (M.Griffin).

P6

Indianapolis Colts vs Tennessee Titans at LP Field

<u>1-10-IND 46</u>	(:18) T.Richardson right end to 50 for 4 yards (J.Casey).							
END OF QUARTER		Time	First Downs				Efficiencies	
	Score	Poss	R	P	X	T	3 Down	4 Down
Indianapolis Colts	7	8:29	1	5	0	6	2/3	0/0
Tennessee Titans	0	6:31	2	0	0	2	1/4	0/0



## Play By Play

## Second Quarter

12/28/2014

Indianapolis Colts continued.

- 2-6-50 (15:00) T.Richardson right end to TEN 48 for 2 yards (M.Martin).
- 3-4-TEN 48 (14:25) (Shotgun) A.Luck pass incomplete deep left to T.Hilton (B.Harris).
- 4-4-TEN 48 (14:20) (Punt formation) P.McAfee punts 47 yards to TEN 1, Center-M.Overton, downed by IND-S.Brown. Tennessee challenged the touchback ruling, and the play was Upheld. The ruling on the field stands. (Timeout #2 at 14:10.)

Tennessee Titans at 14:10

- 1-10-TEN 1 (14:10) S.Greene right guard to TEN 3 for 2 yards (D.Jackson; R.Jean Francois).
- 2-8-TEN 3 (13:35) S.Greene left guard to TEN 7 for 4 yards (R.Jean Francois; D.Jackson).
- 3-4-TEN 7 (12:55) (Shotgun) C.Whitehurst pass short left to D.Walker to TEN 12 for 5 yards (D.Jackson).
- 1-10-TEN 12 (12:15) C.Whitehurst pass incomplete short middle to B.Sankey [J.McNary].
- 2-10-TEN 12 (12:11) (Shotgun) C.Whitehurst pass short middle to D.Walker to TEN 21 for 9 yards (D.Butler; E.Walden).
- 3-1-TEN 21 (11:30) (Shotgun) L.Washington left tackle to TEN 21 for no gain (J.Newsome).
- 4-1-TEN 21 (10:55) (Punt formation) B.Kern punts 79 yards to end zone, Center-B.Brinkley, Touchback.

P3

Indianapolis Colts at 10:44

- 1-10-IND 20 (10:44) D.Herron left guard to IND 24 for 4 yards (G.Wilson).
- 2-6-IND 24 (10:04) PENALTY on IND-L.Louis, False Start, 5 yards, enforced at IND 24 - No Play.
- 2-11-IND 19 (9:42) (Shotgun) A.Luck pass deep right to R.Wayne to TEN 1 for 80 yards (J.McCourty). IND-R.Wayne was injured during the play. His return is Questionable.
- 1-1-TEN 1 (9:00) A.Luck pass short right to J.Doyle for 1 yard, TOUCHDOWN.
- A.Vinatieri extra point is GOOD, Center-M.Overton, Holder-P.McAfee.

P7

P8

IND 14 TEN 0, 3 plays, 80 yards, 1:50 drive, 6:06 elapsed

P.McAfee kicks 64 yards from IND 35 to TEN 1. L.Washington pushed ob at IND 47 for 52 yards (J.Cribbs).

Tennessee Titans at 8:54, (1st play from scrimmage 8:46)

- 1-10-IND 47 (8:46) C.Whitehurst scrambles left tackle pushed ob at IND 34 for 13 yards (J.McNary).
- 1-10-IND 34 (8:28) S.Greene up the middle to IND 31 for 3 yards (J.Newsome).
- 2-7-IND 31 (7:56) (Shotgun) C.Whitehurst pass short right to A.Andrews to IND 25 for 6 yards (M.Adams).
- 3-1-IND 25 (7:13) (Shotgun) C.Whitehurst scrambles up the middle to IND 22 for 3 yards (S.Phillips).
- 1-10-IND 22 (6:35) S.Greene left guard to IND 5 for 17 yards (M.Adams; V.Davis).
- Timeout #3 by TEN at 05:47.
- 1-5-IND 5 (5:47) (Shotgun) C.Whitehurst pass short middle to D.Walker to IND 1 for 4 yards (L.Landry).
- 2-1-IND 1 (5:16) C.Whitehurst pass incomplete short left to N.Washington (D.Butler).
- 3-1-IND 1 (5:16) (Shotgun) PENALTY on TEN-C.Whitehurst, Delay of Game, 5 yards, enforced at IND 1 - No Play.
- 3-6-IND 6 (5:11) (Shotgun) C.Whitehurst pass short left to K.Wright for 6 yards, TOUCHDOWN.
- R.Succop extra point is GOOD, Center-B.Brinkley, Holder-B.Kern.

R4

R5

R6

IND 14 TEN 7, 8 plays, 47 yards, 3:47 drive, 9:53 elapsed

R.Succop kicks 68 yards from TEN 35 to IND -3. J.Cribbs to TEN 27 for 76 yards (C.Sensabaugh).

Indianapolis Colts at 5:07, (1st play from scrimmage 4:56)

- 1-10-TEN 27 (4:56) A.Luck pass short right to T.Richardson to TEN 18 for 9 yards (A.Williamson).
- 2-1-TEN 18 (4:27) A.Luck pass short right to C.Fleener to TEN 5 for 13 yards (D.Stafford).
- 1-5-TEN 5 (3:50) T.Richardson left tackle to TEN 5 for no gain (S.Hill).
- 2-5-TEN 5 (3:07) (No Huddle, Shotgun) A.Luck pass incomplete short right to T.Hilton.
- 3-5-TEN 5 (3:03) (Shotgun) A.Luck pass incomplete short left to H.Nicks.
- 4-5-TEN 5 (2:59) (Field Goal formation) A.Vinatieri 23 yard field goal is GOOD, Center-M.Overton, Holder-P.McAfee.

P9

IND 17 TEN 7, 6 plays, 22 yards, 2:12 drive, 12:05 elapsed

P.McAfee kicks 60 yards from IND 35 to TEN 5. L.Washington to TEN 17 for 12 yards (C.Anderson).

Tennessee Titans at 2:55, (1st play from scrimmage 2:50)

- 1-10-TEN 17 (2:50) S.Greene left guard to TEN 21 for 4 yards (D.Jackson).
- 2-6-TEN 21 (2:15) C.Whitehurst pass incomplete deep left to N.Washington.
- 3-6-TEN 21 (2:10) (Shotgun) C.Whitehurst pass incomplete deep left to D.Hagan.
- 4-6-TEN 21 (2:05) (Punt formation) B.Kern punts 62 yards to IND 17, Center-B.Brinkley, out of bounds.

Two-Minute Warning

Indianapolis Colts at 1:55

Indianapolis Colts vs Tennessee Titans at LP Field

- 1-10-IND 17 (1:55) (Shotgun) PENALTY on IND-L.Louis, False Start, 5 yards, enforced at IND 17 - No Play.
- 1-15-IND 12 (1:55) (Shotgun) D.Herron right tackle to IND 20 for 8 yards (J.McCourty).
- 2-7-IND 20 (1:35) (No Huddle, Shotgun) D.Herron right tackle to IND 25 for 5 yards (D.Jones). IND-A.Shipley was injured during the play. His return is Questionable.  
Timeout #1 by IND at 01:23. Due to injury
- 3-2-IND 25 (1:23) (Shotgun) D.Herron left guard to IND 26 for 1 yard (D.Morgan).  
Timeout #2 by IND at 00:38.
- 4-1-IND 26 (:38) (Punt formation) P.McAfee punts 38 yards to TEN 36, Center-M.Overton. L.Washington to TEN 46 for 10 yards (D.McDonald).

Tennessee Titans at 0:27

- 1-10-TEN 46 (:27) (Shotgun) C.Whitehurst pass incomplete deep left to K.Wright.
- 2-10-TEN 46 (:21) (Shotgun) C.Whitehurst pass short middle to D.Walker to IND 44 for 10 yards (D.Jackson).
- 1-10-IND 44 (:08) C.Whitehurst spiked the ball to stop the clock.  
Timeout #3 by IND at 00:08.
- 2-10-IND 44 (:08) (Shotgun) C.Whitehurst pass incomplete short right to L.Washington [R.Jean Francois].
- 3-10-IND 44 (:02) (Shotgun) C.Whitehurst pass incomplete deep right to K.Durham.

END OF QUARTER

	Score	Time Poss	First Downs				Efficiencies	
			R	P	X	T	3 Down	4 Down
Indianapolis Colts	17	6:20	0	3	0	3	0/3	0/0
Tennessee Titans	7	8:40	3	3	0	6	3/6	0/0

12/28/2014 at LP Field

### PERIOD SCORES

## TIME OF POSSESSION

---

Scoring Plays

	Indianapolis Colts	Tennessee Titans
TOTAL FIRST DOWNS	9	8
First Downs Rushing-Passing-by Penalty	1 - 8 - 0	5 - 3 - 0
THIRD DOWN EFFICIENCY	2-6-33%	4-10-40%
TOTAL NET YARDS	203	106
Total Offensive Plays	30	35
NET YARDS RUSHING	44	64
NET YARDS PASSING	159	42
Gross Yards Passing	160	50
Times thrown-yards lost attempting to pass	1-1	1-8
Pass Attempts-Completions-Had Intercepted	16 - 10 - 0	20 - 8 - 0
Punts-Number and Average	3 - 41.3	5 - 56.4
Penalties-Number and Yards	3 - 15	4 - 20
Fumbles-Number and Lost	1 - 0	0 - 0
Red Zone Efficiency	2-3-67%	1-1-100%
Average Drive Start	IND 36	TEN 26

[illegible]

First Half Summary

Tennessee Titans		Regular Defensive Plays											Special Teams					Misc			
	TKL	AST	COMB	SK	/ YDS	TFL	QH	IN	PD	FF	FR		TKL	AST	FF	FR	BL	TKL	AST	FF	FR
S.Hill	5	0	5	0	0	1	0	0	0	0	0		0	0	0	0	0	0	0	0	0
M.Griffin	3	0	3	0	0	1	0	0	0	0	0		0	0	0	0	0	0	0	0	0
G.Wilson	3	0	3	0	0	0	0	0	0	0	0		1	0	0	0	0	0	0	0	0
D.Jones	2	1	3	1	1	0	0	0	0	1	0		0	0	0	0	0	0	0	0	0
Total	13	1	14	1	1	2	0	0	0	1	0		1	0	0	0	0	0	0	0	0

Third Quarter

12/28/2014

Play By Play

IND elects to Receive, and TEN elects to defend the North goal.

R.Succop kicks 70 yards from TEN 35 to IND -5. J.Cribbs to IND 26 for 31 yards (J.Battle).

Indianapolis Colts at 15:00, (1st play from scrimmage 14:53)

1-10-IND 26	(14:53) D.Herron left end to IND 30 for 4 yards (W.Woodyard).	
2-6-IND 30	(14:10) M.Hasselbeck pass incomplete deep right to D.Moncrief (C.Sensabaugh). TEN-S.Hill was injured during the play. His return is Questionable.	
3-6-IND 30	(14:05) (Shotgun) M.Hasselbeck pass deep left to H.Nicks pushed ob at TEN 49 for 21 yards (C.Sensabaugh).	P10
<u>1-10-TEN 49</u>	(13:50) (No Huddle) D.Herron right tackle to TEN 49 for no gain (D.Morgan).	
2-10-TEN 49	(13:12) (Shotgun) M.Hasselbeck pass incomplete short left to D.Moncrief.	
3-10-TEN 49	(13:08) (Shotgun) M.Hasselbeck pass short left to D.Moncrief to TEN 41 for 8 yards (A.Williamson).	
4-2-TEN 41	(12:18) (Pass formation) Penalty on IND-M.Hasselbeck, Delay of Game, declined.	
4-2-TEN 41	(12:10) (Punt formation) PENALTY on IND-J.Brown, False Start, 5 yards, enforced at TEN 41 - No Play.	
4-7-TEN 46	(12:05) (Punt formation) P.McAfee punts 40 yards to TEN 6, Center-M.Overton, fair catch by L.Washington.	

Tennessee Titans at 11:56

1-10-TEN 6	(11:56) S.Greene up the middle to TEN 12 for 6 yards (L.Landry).	
2-4-TEN 12	(11:27) S.Greene up the middle to TEN 14 for 2 yards (J.Chapman).	
3-2-TEN 14	(10:53) (Shotgun) C.Whitehurst pass incomplete short left to D.Walker.	
4-2-TEN 14	(10:49) (Punt formation) B.Kern punts 54 yards to IND 32, Center-B.Brinkley. J.Cribbs pushed ob at IND 44 for 12 yards (B.Brinkley).	

Indianapolis Colts at 10:40

1-10-IND 44	(10:40) M.Hasselbeck pass deep left to H.Nicks to TEN 36 for 20 yards (C.Sensabaugh; W.Woodyard).	P11
<u>1-10-TEN 36</u>	(9:58) M.Hasselbeck pass short right to D.Moncrief to TEN 37 for -1 yards (J.McCourtly).	
2-11-TEN 37	(9:11) (Shotgun) M.Hasselbeck pass short left to D.Moncrief pushed ob at TEN 28 for 9 yards (J.McCourtly).	
3-2-TEN 28	(8:37) (Shotgun) M.Hasselbeck pass incomplete deep left to H.Nicks (C.Sensabaugh).	
4-2-TEN 28	(8:33) (Field Goal formation) A.Vinatieri 46 yard field goal is No Good, Wide Left, Center-M.Overton, Holder-P.McAfee.	

Tennessee Titans at 8:28

1-10-TEN 36	(8:28) C.Whitehurst scrambles left tackle to TEN 39 for 3 yards (J.Chapman).	
2-7-TEN 39	(7:48) (Shotgun) C.Whitehurst pass short left to D.Walker pushed ob at TEN 45 for 6 yards (A.Jackson).	
3-1-TEN 45	(7:12) J.Battle up the middle to TEN 45 for no gain (R.Jean Francois).	
4-1-TEN 45	(6:50) S.Greene up the middle to IND 3 for 52 yards (G.Toler). TEN-S.Greene was injured during the play. His return is Questionable.	R9
<u>1-3-IND 3</u>	(6:19) (Shotgun) C.Whitehurst Aborted. C.Spencer FUMBLES at IND 4, recovered by TEN-C.Whitehurst at IND 9. C.Whitehurst to IND 9 for no gain (A.Jones).	
2-9-IND 9	(5:38) (Shotgun) C.Whitehurst pass short right to A.Andrews to IND 4 for 5 yards (J.McNary).	
3-4-IND 4	(5:00) (Shotgun) C.Whitehurst sacked at IND 13 for -9 yards (J.Newsoms). FUMBLES (J.Newsoms), recovered by TEN-B.Stingily at IND 13. B.Stingily to IND 13 for no gain (J.McNary).	
4-13-IND 13	(4:05) (Field Goal formation) R.Succop 31 yard field goal is GOOD, Center-B.Brinkley, Holder-B.Kern.	

IND 17 TEN 10, 8 plays, 51 yards, 4:27 drive, 10:59 elapsed

R.Succop kicks 65 yards from TEN 35 to IND 0. J.Cribbs to IND 23 for 23 yards (Q.Groves).

Indianapolis Colts at 4:01, (1st play from scrimmage 3:55)

1-10-IND 23	(3:55) Z.Tipton right tackle to IND 25 for 2 yards (W.Woodyard).	
2-8-IND 25	(3:20) M.Hasselbeck pass short right to J.Doyle pushed ob at IND 32 for 7 yards (D.Stafford).	
3-1-IND 32	(2:54) M.Hasselbeck pass short right to J.Doyle pushed ob at IND 38 for 6 yards (M.Griffin).	P12
<u>1-10-IND 38</u>	(2:25) M.Hasselbeck pass deep middle to C.Fleener to TEN 42 for 20 yards (D.Stafford; C.Sensabaugh) [D.Jones].	P13
<u>1-10-TEN 42</u>	(1:39) M.Hasselbeck pass short right to Z.Tipton to TEN 10 for 32 yards (W.Woodyard).	P14
<u>1-10-TEN 10</u>	(:52) (Shotgun) M.Hasselbeck pass incomplete short left to J.Doyle.	
2-10-TEN 10	(:48) Z.Tipton up the middle to TEN 8 for 2 yards (D.Jones).	
3-8-TEN 8	(:05) (Shotgun) M.Hasselbeck pass incomplete short right to H.Nicks (C.Sensabaugh).	

END OF QUARTER

	Score	Time Poss	First Downs				Efficiencies	
			R	P	X	T	3 Down	4 Down
Indianapolis Colts	17	9:17	0	5	0	5	2/5	0/0
Tennessee Titans	10	5:43	1	0	0	1	0/3	1/1

Indianapolis Colts continued.

4-8-TEN 8 (15:00) (Field Goal formation) A.Vinatieri 26 yard field goal is GOOD, Center-M.Overton, Holder-P.McAfee.

IND 20 TEN 10, 9 plays, 69 yards, 4:05 drive, 0:04 elapsed

P.McAfee kicks 70 yards from IND 35 to TEN -5. L.Washington to TEN 18 for 23 yards (D.McDonald; C.Anderson).

Tennessee Titans at 14:56, (1st play from scrimmage 14:50)

1-10-TEN 18 (14:50) (Shotgun) C.Whitehurst pass incomplete short right to K.Wright.

2-10-TEN 18 (14:43) (Shotgun) B.Sankey left tackle to TEN 29 for 11 yards (V.Davis). FUMBLES (V.Davis), RECOVERED by IND-V.Davis at TEN 29. V.Davis to TEN 38 for -9 yards (A.Andrews).

Indianapolis Colts at 14:28

1-10-TEN 38 (14:28) Z.Tipton left end to TEN 35 for 3 yards (M.Griffin).

2-7-TEN 35 (13:47) Z.Tipton left guard to TEN 29 for 6 yards (C.Sensabaugh).

3-1-TEN 29 (13:15) (No Huddle) Z.Tipton left guard to TEN 29 for no gain (D.Morgan).

4-1-TEN 29 (12:32) Z.Tipton right guard to TEN 30 for -1 yards (D.Morgan).

Tennessee Titans at 12:25

1-10-TEN 30 (12:25) S.Greene left tackle to TEN 33 for 3 yards (M.Hughes).

2-7-TEN 33 (11:46) C.Whitehurst pass short right to D.Walker to TEN 34 for 1 yard (M.Adams). FUMBLES (M.Adams), and recovers at TEN 35. D.Walker to TEN 35 for no gain (A.Jackson).

3-5-TEN 35 (10:38) (Shotgun) C.Whitehurst pass incomplete short left to K.Durham.

4-5-TEN 35 (10:33) (Punt formation) B.Kern punts 47 yards to IND 18, Center-B.Brinkley, fair catch by J.Cribbs.

Indianapolis Colts at 10:26

1-10-IND 18 (10:26) M.Hasselbeck right end to IND 13 for -5 yards (A.Woods).

2-15-IND 13 (9:43) M.Hasselbeck pass short left to H.Nicks to IND 18 for 5 yards (M.Griffin; A.Williamson).

3-10-IND 18 (8:57) (Shotgun) M.Hasselbeck pass short left to J.Doyle to IND 25 for 7 yards (D.Stafford).

4-3-IND 25 (8:12) (Punt formation) P.McAfee punts 39 yards to TEN 36, Center-M.Overton, out of bounds.

Tennessee Titans at 8:04

1-10-TEN 36 (8:04) C.Whitehurst sacked at TEN 34 for -2 yards (A.Jackson).

2-12-TEN 34 (7:19) (Shotgun) C.Whitehurst pass incomplete short right to D.Walker.

3-12-TEN 34 (7:15) (Shotgun) C.Whitehurst pass short left to D.Hagan to TEN 43 for 9 yards (V.Davis).

4-3-TEN 43 (6:31) (Shotgun) C.Whitehurst sacked at TEN 33 for -10 yards (J.Newsome).

Indianapolis Colts at 6:27

1-10-TEN 33 (6:27) Z.Tipton left guard to TEN 24 for 9 yards (Q.Groves; M.Griffin).

2-1-TEN 24 (5:48) Z.Tipton right guard to TEN 24 for no gain (D.Morgan).

3-1-TEN 24 (5:03) M.Hasselbeck pass incomplete short right to C.Fleener (M.Griffin).

4-1-TEN 24 (5:00) M.Hasselbeck pass short right to Z.Tipton pushed ob at TEN 11 for 13 yards (W.Woodyard).

P15

1-10-TEN 11 (4:53) T.Richardson up the middle to TEN 12 for -1 yards (J.Casey).

2-11-TEN 12 (4:11) T.Richardson up the middle to TEN 8 for 4 yards (J.Casey).

3-7-TEN 8 (3:22) (Shotgun) M.Hasselbeck pass short left to C.Fleener for 8 yards, TOUCHDOWN.

P16

A.Vinatieri extra point is GOOD, Center-M.Overton, Holder-P.McAfee.

IND 27 TEN 10, 7 plays, 33 yards, 3:11 drive, 11:44 elapsed

P.McAfee kicks 69 yards from IND 35 to TEN -4. L.Washington to TEN 25 for 29 yards (A.Jackson).

Tennessee Titans at 3:16, (1st play from scrimmage 3:10)

1-10-TEN 25 (3:10) (Shotgun) L.Washington up the middle to TEN 27 for 2 yards (J.Newsome).

2-8-TEN 27 (2:48) (No Huddle, Shotgun) J.Palmer pass short right to D.Hagan to TEN 34 for 7 yards (J.Brown).

3-1-TEN 34 (2:22) (No Huddle, Shotgun) J.Palmer pass incomplete deep right to D.Hagan.

4-1-TEN 34 (2:19) (Shotgun) J.Palmer pass incomplete short right to N.Washington (J.Brown).

Indianapolis Colts at 2:14

1-10-TEN 34 (2:14) Z.Tipton left guard to TEN 34 for no gain (D.Stafford).

Two-Minute Warning

2-10-TEN 34 (2:00) M.Hasselbeck kneels to TEN 35 for -1 yards.

3-11-TEN 35 (1:18) M.Hasselbeck kneels to TEN 36 for -1 yards.

4-12-TEN 36 (:35) M.Hasselbeck kneels to TEN 37 for -1 yards.

Tennessee Titans at 0:34

Indianapolis Colts vs Tennessee Titans at LP Field

1-10-TEN 37	(:34) J.Palmer kneels to TEN 36 for -1 yards.							
END OF QUARTER		Time	First Downs				Efficiencies	
	Score	Poss	R	P	X	T	3 Down	4 Down
Indianapolis Colts	27	9:20	0	2	0	2	1/5	1/3
Tennessee Titans	10	5:40	0	0	0	0	0/3	0/2



## Final Defensive Statistics

## Indianapolis Colts

## Regular Defensive Plays

## Special Teams

## Misc

	TKL	AST	COMB	SK	/ YDS	TFL	Q	IN	PD	FF	FR	TKL	AST	FF	FR	BL	TKL	AST	FF	FR
D.Jackson	6	3	9	0	0	1	0	0	0	0	0	0	0	0	0	0	0	0	0	0
J.Newsome	6	0	6	2	19	1	1	0	0	1	0	0	0	0	0	0	0	0	0	0
J.McNary	3	2	5	0.5	4	1	2	0	0	0	0	0	0	0	0	0	0	0	0	0
M.Adams	2	2	4	0	0	0	0	0	0	1	0	0	0	0	0	0	0	0	0	0
A.Jackson	3	0	3	1	2	1	1	0	0	0	0	2	0	0	0	0	0	0	0	0
L.Landry	3	0	3	0	0	0	0	0	0	0	0	0	0	0	0	0	0	0	0	0
G.Toler	2	1	3	0	0	0	0	0	1	0	0	0	0	0	0	0	0	0	0	0
V.Davis	2	1	3	0	0	0	0	0	0	1	1	0	0	0	0	0	0	0	0	0
R.Jean Francois	1	2	3	0	0	0	1	0	1	0	0	0	0	0	0	0	0	0	0	0
J.Chapman	2	0	2	0	0	0	0	0	0	0	0	0	0	0	0	0	0	0	0	0
J.Brown	1	0	1	0	0	0	0	0	1	0	0	0	0	0	0	0	0	0	0	0
S.Phillips	1	0	1	0	0	0	0	0	0	0	0	0	0	0	0	0	0	0	0	0
A.Jones	1	0	1	0	0	1	0	0	0	0	0	0	0	0	0	0	0	0	0	0
M.Hughes	1	0	1	0	0	0	0	0	0	0	0	0	0	0	0	0	0	0	0	0
C.Redding	0	1	1	0.5	4	0	2	0	0	0	0	0	0	0	0	0	0	0	0	0
D.Butler	0	1	1	0	0	0	0	0	1	0	0	0	0	0	0	0	0	0	0	0
E.Walden	0	1	1	0	0	0	0	0	0	0	0	0	0	0	0	0	0	0	0	0
C.Anderson	0	0	0	0	0	0	0	0	0	0	0	1	1	0	0	0	0	0	0	0
D.McDonald	0	0	0	0	0	0	0	0	0	0	0	1	1	0	0	0	0	0	0	0
J.Cribbs	0	0	0	0	0	0	0	0	0	0	0	1	0	0	0	0	0	0	0	0
H.Thornton	0	0	0	0	0	0	0	0	0	0	0	0	0	0	0	0	0	0	0	1
Total	34	14	48	4	29	5	7	0	4	3	1	5	2	0	0	0	0	0	0	1

TKL = Tackle AST = Assist COMB = Combined QH=QB Hit IN = Interception PD = Pass Defense FF = Forced Fumble FR = Fumble Recovery

## Tennessee Titans

## Regular Defensive Plays

## Special Teams

## Misc

	TKL	AST	COMB	SK	/ YDS	TFL	QH	IN	PD	FF	FR	TKL	AST	FF	FR	BL	TKL	AST	FF	FR
M.Griffin	5	2	7	0	0	1	0	0	1	0	0	0	0	0	0	0	0	0	0	0
D.Stafford	5	1	6	0	0	0	1	0	0	0	0	1	0	0	0	0	0	0	0	0
S.Hill	5	0	5	0	0	1	0	0	0	0	0	0	0	0	0	0	0	0	0	0
D.Morgan	5	0	5	0	0	1	0	0	0	0	0	0	0	0	0	0	0	0	0	0
W.Woodyard	4	1	5	0	0	0	0	0	0	0	0	0	0	0	0	0	0	0	0	0
J.McCourtly	4	0	4	0	0	1	0	0	0	0	0	0	0	0	0	0	0	0	0	0
D.Jones	3	1	4	1	1	0	1	0	0	1	0	0	0	0	0	0	0	0	0	0
C.Sensabaugh	2	2	4	0	0	0	0	0	3	0	0	1	0	0	0	0	0	0	0	0
A.Williamson	2	2	4	0	0	0	0	0	0	0	0	0	0	0	0	0	0	0	0	0
G.Wilson	3	0	3	0	0	0	0	0	0	0	0	1	0	0	0	0	0	0	0	0
J.Casey	3	0	3	0	0	1	0	0	0	0	0	0	0	0	0	0	0	0	0	0
K.Wimbley	1	0	1	0	0	0	0	0	0	0	0	0	0	0	0	0	0	0	0	0
M.Martin	1	0	1	0	0	0	0	0	0	0	0	0	0	0	0	0	0	0	0	0
A.Woods	1	0	1	0	0	1	0	0	0	0	0	0	0	0	0	0	0	0	0	0
Q.Groves	0	1	1	0	0	0	0	0	0	0	0	1	0	0	0	0	0	0	0	0
B.Harris	0	0	0	0	0	0	0	0	1	0	0	0	0	0	0	0	0	0	0	0
J.Battle	0	0	0	0	0	0	0	0	0	0	0	1	0	0	0	0	0	0	0	0
B.Brinkley	0	0	0	0	0	0	0	0	0	0	0	1	0	0	0	0	0	0	0	0
A.Andrews	0	0	0	0	0	0	0	0	0	0	0	0	0	0	0	0	1	0	0	0
C.Whitehurst	0	0	0	0	0	0	0	0	0	0	0	0	0	0	0	0	0	0	0	1
B.Stingily	0	0	0	0	0	0	0	0	0	0	0	0	0	0	0	0	0	0	0	1
D.Walker	0	0	0	0	0	0	0	0	0	0	0	0	0	0	0	0	0	0	0	1
Total	44	10	54	1	1	6	2	0	5	1	0	6	0	0	0	0	1	0	0	3

## Ball Possession And Drive Chart

## Indianapolis Colts

#	Time Recd	Time Lost	Time Poss	How Ball Obtained	Drive Began	# Play	Yds Gain	Yds Pen	Net Yds	1st Down	Last Scrm	How Given Up
1	11:54	7:52	4:02	Punt	IND 12	8	22	10	32	2	IND 44	Punt
2	5:54	2:54	3:00	Punt	TEN 44	6	44	0	44	3	* TEN 7	Touchdown
3	1:27	14:10	2:17	Punt	IND 36	5	16	0	16	1	TEN 48	Punt
4	10:44	8:54	1:50	Punt	IND 20	3	85	-5	80	2	* TEN 1	Touchdown
5	5:07	2:55	2:12	Kickoff	TEN 27	6	22	0	22	1	* TEN 5	Field Goal
6	1:55	0:27	1:28	Punt	IND 17	3	14	-5	9	0	IND 26	Punt
7	15:00	11:56	3:04	Kickoff	IND 26	6	33	-5	28	1	TEN 46	Punt
8	10:40	8:28	2:12	Punt	IND 44	5	28	0	28	1	TEN 28	Missed FG
9	4:01	14:56	4:05	Kickoff	IND 23	9	69	0	69	3	* TEN 8	Field Goal
10	14:28	12:25	2:03	Fumble	TEN 38	4	8	0	8	0	TEN 29	Downs
11	10:26	8:04	2:22	Punt	IND 18	3	7	0	7	0	IND 25	Punt
12	6:27	3:16	3:11	Downs	TEN 33	7	33	0	33	2	* TEN 8	Touchdown
13	2:14	0:34	1:40	Downs	TEN 34	4	-3	0	-3	0	TEN 36	Downs

(520) Average IND 40

## Tennessee Titans

#	Time Recd	Time Lost	Time Poss	How Ball Obtained	Drive Began	# Play	Yds Gain	Yds Pen	Net Yds	1st Down	Last Scrm	How Given Up
1	15:00	11:54	3:06	Kickoff	TEN 26	6	12	5	17	1	TEN 43	Punt
2	7:52	5:54	1:58	Punt	TEN 17	4	2	0	2	1	TEN 19	Punt
3	2:54	1:27	1:27	Kickoff	TEN 20	3	6	0	6	0	TEN 26	Punt
4	14:10	10:44	3:26	Punt	TEN 1	6	20	0	20	1	TEN 21	Punt
5	8:54	5:07	3:47	Kickoff	IND 47	8	52	-5	47	4	* IND 6	Touchdown
6	2:55	1:55	1:00	Kickoff	TEN 17	3	4	0	4	0	TEN 21	Punt
7	0:27	0:00	0:27	Punt	TEN 46	5	10	0	10	1	IND 44	End of Half
8	11:56	10:40	1:16	Punt	TEN 6	3	8	0	8	0	TEN 14	Punt
9	8:28	4:01	4:27	Missed FG	TEN 36	8	51	0	51	1	* IND 13	Field Goal
10	14:56	14:28	0:28	Kickoff	TEN 18	2	11	0	11	0	TEN 18	Fumble
11	12:25	10:26	1:59	Downs	TEN 30	3	5	0	5	0	TEN 35	Punt
12	8:04	6:27	1:37	Punt	TEN 36	4	-3	0	-3	0	TEN 43	Downs
13	3:16	2:14	1:02	Kickoff	TEN 25	4	9	0	9	0	TEN 34	Downs
14	0:34	0:00	0:34	Downs	TEN 37	1	-1	0	-1	0	TEN 37	End of Game

(368) Average TEN 26

\* inside opponent's 20

## Time of Possession by Quarter

		1st	2nd	3rd	4th	OT	Total
Visitor	Indianapolis Colts	8:29	6:20	9:17	9:20		33:26
Home	Tennessee Titans	6:31	8:40	5:43	5:40		26:34

## Kickoff Drive No.-Start Average

Colts: 3 - IND 41

Titans: 6 - TEN 26

# Miscellaneous Statistics Report

Indianapolis Colts vs Tennessee Titans

12/28/2014 at LP Field

## Ten Longest Plays for Indianapolis Colts

Yards	Qtr	Play Start	Play Description
80	2	2-11-IND 19	(9:42) (Shotgun) A.Luck pass deep right to R.Wayne to TEN 1 for 80 yards (J.McCourtly). IND-R.Wayne was injured during the play. His return is Questionable.
32	3	1-10-TEN 42	(1:39) M.Hasselbeck pass short right to Z.Tipton to TEN 10 for 32 yards (W.Woodyard).
26	1	3-11-TEN 45	(4:42) (Shotgun) A.Luck pass short left to D.Herron to TEN 19 for 26 yards (D.Stafford).
21	3	3-6-IND 30	(14:05) (Shotgun) M.Hasselbeck pass deep left to H.Nicks pushed ob at TEN 49 for 21 yards (C.Sensabaugh).
20	3	1-10-IND 44	(10:40) M.Hasselbeck pass deep left to H.Nicks to TEN 36 for 20 yards (C.Sensabaugh; W.Woodyard).
20	3	1-10-IND 38	(2:25) M.Hasselbeck pass deep middle to C.Fleener to TEN 42 for 20 yards (D.Stafford; C.Sensabaugh) [D.Jones].
13	2	2-1-TEN 18	(4:27) A.Luck pass short right to C.Fleener to TEN 5 for 13 yards (D.Stafford).
13	4	4-1-TEN 24	(5:00) M.Hasselbeck pass short right to Z.Tipton pushed ob at TEN 11 for 13 yards (W.Woodyard).
11	1	2-5-IND 28	(8:45) (Shotgun) A.Luck pass short right to R.Wayne pushed ob at IND 39 for 11 yards (M.Griffin).
9	1	3-8-IND 14	(10:17) (Shotgun) A.Luck pass short middle to D.Herron to IND 23 for 9 yards (A.Williamson; D.Jones).

## Ten Longest Plays for Tennessee Titans

Yards	Qtr	Play Start	Play Description
52	3	4-1-TEN 45	(6:50) S.Greene up the middle to IND 3 for 52 yards (G.Toler). TEN-S.Greene was injured during the play. His return is
17	2	1-10-IND 22	(6:35) S.Greene left guard to IND 5 for 17 yards (M.Adams; V.Davis).
13	2	1-10-IND 47	(8:46) C.Whitehurst scrambles left tackle pushed ob at IND 34 for 13 yards (J.McNary).
10	1	1-10-TEN 17	(7:52) K.Wright right end ran ob at TEN 27 for 10 yards (G.Toler).
10	2	2-10-TEN 46	(:21) (Shotgun) C.Whitehurst pass short middle to D.Walker to IND 44 for 10 yards (D.Jackson).
9	2	2-10-TEN 12	(12:11) (Shotgun) C.Whitehurst pass short middle to D.Walker to TEN 21 for 9 yards (D.Butler; E.Walden).
9	4	3-12-TEN 34	(7:15) (Shotgun) C.Whitehurst pass short left to D.Hagan to TEN 43 for 9 yards (V.Davis).
7	1	1-10-TEN 20	(2:54) C.Whitehurst pass short right to D.Walker to TEN 27 for 7 yards (D.Jackson).
7	4	2-8-TEN 27	(2:48) (No Huddle, Shotgun) J.Palmer pass short right to D.Hagan to TEN 34 for 7 yards (J.Brown).
6	1	1-10-TEN 26	(14:54) B.Sankey right tackle to TEN 32 for 6 yards (G.Toler; D.Jackson).

## Touchdown Scoring Information

		Offense	Defense	Special Teams
VISITOR	Indianapolis Colts	3	0	0
HOME	Tennessee Titans	1	0	0

## Player Scoring Information

Club	Player	TD	Rush TD	Rec TD	KO TD	Punt TD	Int TD	Fum TD	Misc TD	FG	XP	2Pt Rush	2Pt Rec	Sfty	Points
IND	C.Fleener	0	0	2	0	0	0	0	0	0	0	0	0	0	12
IND	A.Vinatieri	0	0	0	0	0	0	0	0	2	3	0	0	0	9
IND	J.Doyle	0	0	1	0	0	0	0	0	0	0	0	0	0	6
TEN	K.Wright	0	0	1	0	0	0	0	0	0	0	0	0	0	6
TEN	R.Succop	0	0	0	0	0	0	0	0	1	1	0	0	0	4

## Possession Detail

	First Half		Second Half		Game	
	Visitor	Home	Visitor	Home	Visitor	Home
Largest Lead	14	0	17	0	17	0
Drives Leading	4	0	7	0	11	0
Time of Possession Leading	7:47	0:00	18:37	0:00	26:24	0:00
Largest Deficit	0	-14	0	-17	0	-17
Drives Trailing	0	5	0	7	0	12
Time of Possession Trailing	0:00	10:07	0:00	11:23	0:00	21:30
Times Score Tied Up		0		0		0
Lead Changes		1		0		1

# Playtime Percentage

Percent of playtime per player on offense, defense and special teams

Indianapolis Colts										Tennessee Titans									
		Offense		Defense		Special Teams						Offense		Defense		Special Teams			
L Louis	G	66	100%			6	21%	C Spencer		G	60	100%				2	7%		
J Mewhort	G	66	100%			6	21%	B Stingily		T	60	100%				2	7%		
A Castonzo	T	66	100%			1	3%	C Warmack		G	60	100%				2	7%		
K Holmes	C	66	100%					J Meredith		T	60	100%							
C Fleener	TE	61	92%	2	3%			A Levitre		G	60	100%							
J Doyle	TE	52	79%			21	72%	D Walker		TE	58	97%							
D Moncrief	WR	48	73%			13	45%	C Whitehurst		QB	55	92%							
M Hasselbeck	QB	35	53%					N Washington		WR	51	85%							
J Harrison	C	30	45%			6	21%	K Wright		WR	44	73%							
A Luck	QB	30	45%					D Hagan		WR	36	60%							
A Shipley	C	29	44%			3	10%	L Washington		RB	24	40%				11	38%		
Z Tipton	RB	28	42%			20	69%	S Greene		RB	20	33%							
H Nicks	WR	28	42%					M Mulligan		TE	17	28%				11	38%		
D Herron	RB	27	41%					K Durham		WR	13	22%				6	21%		
T Hilton	WR	23	35%					B Sankey		RB	13	22%							
R Wayne	WR	19	29%					C Coffman		TE	9	15%				8	28%		
H Thornton	G	18	27%			3	10%	A Andrews		RB	6	10%				5	17%		
X Nixon	T	18	27%			3	10%	J Palmer		QB	5	8%							
T Richardson	RB	15	23%					E Olsen		G	4	7%							
A Jackson	LB	1	2%	24	40%	23	79%	K Klug		DT	3	5%	14	21%		9	31%		
J Newsome	LB			59	98%	5	17%	J Battle		TE	2	3%				21	72%		
J McNary	LB			57	95%	8	28%	A Williamson		LB			66	100%		13	45%		
G Toler	CB			55	92%	2	7%	M Griffin		FS			66	100%		6	21%		
M Adams	SS			55	92%	1	3%	D Morgan		LB			66	100%		6	21%		
V Davis	CB			52	87%			C Sensabaugh		CB			65	98%		14	48%		
A Jones	DT			50	83%	2	7%	J McCourty		CB			65	98%		6	21%		
S Phillips	LB			41	68%	1	3%	W Woodyard		LB			56	85%		13	45%		
L Landry	FS			41	68%			D Jones		DE			53	80%		5	17%		
R Jean Francois	DE			37	62%	3	10%	J Casey		DT			51	77%		5	17%		
D Jackson	LB			36	60%	1	3%	D Stafford		SS			47	71%		21	72%		
D Butler	CB			35	58%			K Wimbley		LB			45	68%		7	24%		
C Redding	DE			27	45%	1	3%	A Woods		NT			34	52%		6	21%		
J Chapman	NT			19	32%	6	21%	G Wilson		FS			23	35%		7	24%		
M Hughes	NT			16	27%	8	28%	Q Groves		LB			21	32%		11	38%		
E Walden	LB			13	22%			M Martin		DT			19	29%		1	3%		
S Brown	FS			10	17%	5	17%	S Hill		NT			18	27%		2	7%		
A Studebaker	LB			8	13%	24	83%	B Harris		CB			10	15%		21	72%		
J Gordy	CB			8	13%	18	62%	M Huff		CB			6	9%		22	76%		
C Anderson	SS			5	8%	23	79%	Z Gooden		LB			1	2%		10	34%		
D McDonald	DB			5	8%	22	76%	K Wooten		DB						14	48%		
J Brown	CB			5	8%	13	45%	J Staples		LB						14	48%		
H Muamba	LB					21	72%	K Burnett		LB						13	45%		
J Cribbs	WR					16	55%	B Brinkley		LS						9	31%		
P McAfee	P					16	55%	B Kern		P						9	31%		
M Overton	LS					11	38%	R Succop		K						5	17%		
A Vinatieri	K					6	21%	W Svitek		T						2	7%		

# 2014 TENNESSEE TITANS SEASON STATISTICS

Won 2, Lost 14

Date	W-L	Score	OT	Opponent	Attendance
09/07	W	26-10		Kansas City	73,569*
09/14	L	10-26		Dallas	69,143*
09/21	L	7-33		at Cincinnati	56,743*
09/28	L	17-41		at Indianapolis	64,757*
10/05	L	28-29		Cleveland	69,143*
10/12	W	16-14		Jacksonville	69,143*
10/19	L	17-19		at Washington	75,227*
10/26	L	16-30		Houston	69,143*
11/09	L	7-21		at Baltimore	70,914*
11/17	L	24-27		Pittsburgh	69,143*
11/23	L	24-43		at Philadelphia	69,596*
11/30	L	21-45		at Houston	71,714*
12/07	L	7-36		New York Giants	69,143*
12/14	L	11-16		New York Jets	69,143*
12/18	L	13-21		at Jacksonville	61,202*
12/28	L	10-27		Indianapolis	69,143*

\* Sellout

Statistic	Tenn.	Opp.
<b>Total First Downs</b>	<b>258</b>	<b>357</b>
Rushing	75	119
Passing	159	211
Penalty	24	27
3rd Down: Made/Att	59/196	94/227
3rd Down Pct.	30.1	41.4
4th Down: Made/Att	6/17	5/11
4th Down Pct.	35.3	45.5
<b>Possession Avg.</b>	<b>27:31</b>	<b>32:29</b>
<b>Total Net Yards</b>	<b>4859</b>	<b>5968</b>
Avg. Per Game	303.7	373.0
Total Plays	919	1099
Avg. Per Play	5.3	5.4
<b>Net Yards Rushing</b>	<b>1447</b>	<b>2195</b>
Avg. Per Game	90.4	137.2
Total Rushes	356	515
Net Yards Passing	3412	3773
Avg. Per Game	213.3	235.8
Sacked/Yards Lost	50/326	39/222
Gross Yards	3738	3995
Att./Completions	513/299	545/347
Completion Pct.	58.3	63.7
Had Intercepted	16	12
<b>Punts/Average</b>	<b>89/46.3</b>	<b>73/46.0</b>
<b>Net Punting Avg.</b>	<b>89/40.8</b>	<b>73/41.2</b>
<b>Penalties/Yards</b>	<b>111/961</b>	<b>93/731</b>
<b>Fumbles/Ball Lost</b>	<b>23/10</b>	<b>7/4</b>
<b>Touchdowns</b>	<b>28</b>	<b>48</b>
Rushing	6	17
Passing	20	28
Returns	2	3

Score By Periods	Q1	Q2	Q3	Q4	OT	PTS
<b>Team</b>	<b>40</b>	<b>94</b>	<b>73</b>	<b>47</b>	<b>0</b>	<b>254</b>
<b>Opponents</b>	<b>105</b>	<b>110</b>	<b>97</b>	<b>126</b>	<b>0</b>	<b>438</b>

Scoring	TD	Rush	Rec	Ret	K-PAT	FG	S	PTS
Succop	0	0	0	0	27/27	19/22	0	84
Wright	6	0	6	0			0	36
Walker	4	0	4	0			0	24
Hunter	3	0	3	0			0	18
Greene	2	2	0	0			0	12
Sankey	2	2	0	0			0	12
L. Washington	2	0	2	0			0	12
N. Washington	2	0	2	0			0	12
Battle	1	1	0	0			0	6
Coffman	1	0	1	0			0	6
Hagan	1	0	1	0			0	6
Huff	1	0	0	1			0	6
Locker	1	1	0	0			0	6
McCluster	1	0	1	0			0	6
McCourt	1	0	0	1			0	6
<b>Team</b>	<b>28</b>	<b>6</b>	<b>20</b>	<b>2</b>	<b>27/27</b>	<b>19/22</b>	<b>1</b>	<b>254</b>
<b>Opponents</b>	<b>48</b>	<b>17</b>	<b>28</b>	<b>3</b>	<b>47/47</b>	<b>33/39</b>	<b>2</b>	<b>438</b>

2-Pt Conv: TM 0-1, OPP 0-1

**Sacks:** Morgan 6.5, Casey 5, Griffin 3, Hill 3, Williamson 3, Woodyard 2.5, Klug 2, Phillips TM 2, Pitoitua 2, Wimbley 2, Groves 1, Huff 1, D. Jones 1, Pollard 1, Sensabaugh 1, Stafford 1, Wilson 1, Woods 1, **TM 39, OPP 50**

**FUM/Lost:** Mettenberger 4/2, Locker 3/1, L. Washington 3/1, Whitehurst 3/0, Sankey 2/2, Spencer 2/0, Walker 2/0, Greene 1/1, McCluster 1/1, Schwenke 1/1, Wright 1/1

Rushing	No.	Yds	Avg	Long	TD
Sankey	152	569	3.7	22	2
Greene	94	392	4.2	52	2
Locker	22	142	6.5	29	1
McCluster	40	131	3.3	16	0
Whitehurst	20	90	4.5	23	0
L. Washington	13	57	4.4	16	0
Wright	4	54	13.5	38	0
Battle	5	9	1.8	5	1
Mettenberger	5	4	0.8	8	0
Palmer	1	-1	-1.0	-1	0
<b>Team</b>	<b>356</b>	<b>1447</b>	<b>4.1</b>	<b>52</b>	<b>6</b>
<b>Opponents</b>	<b>515</b>	<b>2195</b>	<b>4.3</b>	<b>62t</b>	<b>17</b>

Receiving	No.	Yds	Avg	Long	TD
Walker	63	890	14.1	68	4
Wright	57	715	12.5	48	6
N. Washington	40	647	16.2	80t	2
Hunter	28	498	17.8	75t	3
McCluster	26	197	7.6	25	1
L. Washington	22	159	7.2	25	2
Hagan	19	254	13.4	38t	1
Sankey	18	133	7.4	18	0
Coffman	6	64	10.7	18	1
Durham	6	54	9.0	14	0
Battle	5	28	5.6	12	0
Stevens	2	26	13.0	20	0
Thompson	2	24	12.0	13	0
Andrews	2	11	5.5	6	0
Greene	1	13	13.0	13	0
Klug	1	9	9.0	9	0
Schwenke	1	6	6.0	6	0
Whitehurst	0	10	---	10	0
<b>Team</b>	<b>299</b>	<b>3738</b>	<b>12.5</b>	<b>80t</b>	<b>20</b>
<b>Opponents</b>	<b>347</b>	<b>3995</b>	<b>11.5</b>	<b>80</b>	<b>28</b>

Interceptions	No.	Yds	Avg	Long	TD
McCourt	3	0	0.0	0	0
Woodyard	2	20	10.0	13	0
Griffin	2	12	6.0	12	0
Wreh-Wilson	1	34	34.0	34	0
Stafford	1	33	33.0	33	0
Huff	1	23	23.0	23t	1
Ghee	1	0	0.0	0	0
Wilson	1	0	0.0	0	0
<b>Team</b>	<b>12</b>	<b>122</b>	<b>10.2</b>	<b>34</b>	<b>1</b>
<b>Opponents</b>	<b>16</b>	<b>214</b>	<b>13.4</b>	<b>67</b>	<b>1</b>

Punting	No.	Yds	Avg	Net	TB	In	Lg	B
Kern	88	4118	46.8	40.8	7	28	79	1
<b>Team</b>	<b>89</b>	<b>4118</b>	<b>46.3</b>	<b>40.8</b>	<b>7</b>	<b>28</b>	<b>79</b>	<b>1</b>
<b>Opponents</b>	<b>73</b>	<b>3356</b>	<b>46.0</b>	<b>41.2</b>	<b>7</b>	<b>26</b>	<b>69</b>	<b>0</b>

Punt Returns	Ret	FC	Yds	Avg	Long	TD
McCluster	22	14	155	7.0	48	0
L. Washington	7	4	47	6.7	10	0
Griffin	1	0	5	5.0	5	0
<b>Team</b>	<b>30</b>	<b>18</b>	<b>207</b>	<b>6.9</b>	<b>48</b>	<b>0</b>
<b>Opponents</b>	<b>43</b>	<b>25</b>	<b>350</b>	<b>8.1</b>	<b>30</b>	<b>0</b>

Kickoff Returns	No.	Yds	Avg	Long	TD
L. Washington	31	738	23.8	52	0
Sankey	7	198	28.3	42	0
Andrews	5	110	22.0	27	0
Battle	2	43	21.5	22	0
Klug	2	32	16.0	20	0
Martin	1	0	0.0	0	0
<b>Team</b>	<b>48</b>	<b>1121</b>	<b>23.4</b>	<b>52</b>	<b>0</b>
<b>Opponents</b>	<b>31</b>	<b>855</b>	<b>27.6</b>	<b>107t</b>	<b>1</b>

Field Goals	1-19	20-29	30-39	40-49	50+
Succop	0/0	5/5	7/7	5/8	2/2
<b>Team</b>	<b>0/0</b>	<b>5/5</b>	<b>7/7</b>	<b>5/8</b>	<b>2/2</b>
<b>Opponents</b>	<b>1/1</b>	<b>9/9</b>	<b>12/12</b>	<b>7/11</b>	<b>4/6</b>

Succop: (36G,31G,46G,47G)(47G)(40N,44N)(36G)() (25G,21G,42G)(36G)(35G)()(20G)(20G)()(42N)(40G, 33G,51G)(50G,23G)(31G)  
 OPP: (35G,48N)(48G,44G,51G,48G)(29G)(31G,30G) (38G,42G)(55B)(31G,31G,27G,22G)(30G,29G,49G)() (49G,23G)(36G,26G,49N,35G,30G,50G)(37G,43B)(20G, 19G,36G,52G,42G)(53N,51G)()(23G,46N,26G)

Passing	Att	Cmp	Yds	Cmp%	Yds/Att	TD	TD%	Int	Int%	Long	Sack/Lost	Rating
Whitehurst	185	105	1326	56.8	7.17	7	3.8	2	1.1	75t	18/103	87.4
Mettenberger	179	107	1412	59.8	7.89	8	4.5	7	3.9	80t	18/138	83.4
Locker	146	86	993	58.9	6.80	5	3.4	7	4.8	61t	14/85	70.9
Palmer	3	1	7	33.3	2.33	0	0.0	0	0.0	7	0/0	42.4
<b>Team</b>	<b>513</b>	<b>299</b>	<b>3738</b>	<b>58.3</b>	<b>7.29</b>	<b>20</b>	<b>3.9</b>	<b>16</b>	<b>3.1</b>	<b>80t</b>	<b>50/326</b>	<b>81.0</b>
<b>Opponents</b>	<b>545</b>	<b>347</b>	<b>3995</b>	<b>63.7</b>	<b>7.33</b>	<b>28</b>	<b>5.1</b>	<b>12</b>	<b>2.2</b>	<b>80</b>	<b>39/222</b>	<b>93.6</b>



TENNESSEE  
**TITANS**

# **ABRIDGED HISTORY**

*Updated through Dec. 28, 2014*

2014 SEASON (2-14 REGULAR SEASON, 0-0 PLAYOFFS) • 4TH PLACE AFC SOUTH

DATE	OPPONENT	SCORE	W/L	ATT
09/07	at Kansas City	26-10	W	73,569
09/14	Dallas	10-26	L	69,143
09/21	at Cincinnati	7-33	L	56,743
09/28	at Indianapolis	17-41	L	64,757
10/05	Cleveland	28-29	L	69,143
10/12	Jacksonville	16-14	W	69,143
10/19	at Washington	17-19	L	75,227
10/26	Houston	16-30	L	69,143
11/09	at Baltimore	7-21	L	70,914
11/17	Pittsburgh	24-27	L	69,143
11/23	at Philadelphia	24-43	L	69,596
11/30	at Houston	21-45	L	71,714
12/07	New York Giants	7-36	L	69,143
12/14	New York Jets	11-16	L	69,143
12/18	at Jacksonville	13-21	L	61,202
12/28	Indianapolis	10-27	L	69,143

	TITANS	OPP
Total First Downs	258	357
Rushing	75	119
Passing	159	211
Penalty	24	27
3rd Down: Made/Att	59/196	94/227
3rd Down Pct.	30.1	41.4
4th Down: Made/Att	6/17	5/11
4th Down Pct.	35.3	45.5
Possession Avg.	27:31	32:29
Total Net Yards	4859	5968
Avg. Per Game	303.7	373.0
Total Plays	919	1099
Avg. Per Play	5.3	5.4
Net Yards Rushing	1447	2195
Avg. Per Game	90.4	137.2
Total Rushes	356	515
Net Yards Passing	3412	3773
Avg. Per Game	213.3	235.8
Sacked/Yards Lost	50/326	39/222
Gross Yards	3738	3995
Att./Completions	513/299	545/347
Completion Pct.	58.3	63.7
Had Intercepted	16	12
Punts/Average	89/46.3	73/46.0
Net Punting Avg.	89/40.8	73/41.2
Penalties/Yards	111/961	93/731
Fumbles/Ball Lost	23/10	7/4
Touchdowns	28	48
Rushing	6	17
Passing	20	28
Returns	2	3

BY PERIODS	1	2	3	4	OT	PTS
Team	40	94	73	47	0	254
Opponents	105	110	97	126	0	438

SCORING	TD	RU	PA	RT	PAT	FG	S	TP
Succop	0	0	0	0	27/27	19/22	0	84
Wright	6	0	6	0			0	36
Walker	4	0	4	0			0	24
Hunter	3	0	3	0			0	18
Greene	2	2	0	0			0	12
Sankey	2	2	0	0			0	12
L. Washington	2	0	2	0			0	12
N. Washington	2	0	2	0			0	12
Battle	1	1	0	0			0	6
Coffman	1	0	1	0			0	6
Hagan	1	0	1	0			0	6
Huff	1	0	0	1b			0	6
Locker	1	1	0	0			0	6
McCluster	1	0	1	0			0	6
McCourtly	1	0	0	1a			0	6
Team	28	6	20	2	27/27	19/22	1	254
Opponents	48	17	28	3	47/47	33/39	2	438

2-Pt Conversions: TM 0-1, OPP 0-1

FUM/Lost: Mettenberger 4/2, Locker 3/1, L. Washington 3/1, Whitehurst 3/0, Sankey 2/2, Spencer 2/0, Walker 2/0, Greene 1/1, McCluster 1/1, Schwenke 1/1, Wright 1/1

RUSHING	No	Yds	Avg	Lg	TD
Sankey	152	569	3.7	22	2
Greene	94	392	4.2	52	2
Locker	22	142	6.5	29	1
McCluster	40	131	3.3	16	0
Whitehurst	20	90	4.5	23	0
L. Washington	13	57	4.4	16	0
Wright	4	54	13.5	38	0
Battle	5	9	1.8	5	1
Mettenberger	5	4	0.8	8	0

PASSING	Att	Cmp	Pct	Yards	Yds/Att	TD	Int	Lg	Sk/Yds	Rating
Whitehurst	185	105	56.8	1,236	7.17	7	2	75t	18/103	87.4
Mettenberger	179	107	59.8	1,412	7.89	8	7	80t	18/138	83.4
Locker	146	86	58.9	993	6.80	5	7	61t	14/85	70.9
Palmer	3	1	33.3	7	2.33	0	0	7	0/0	42.4
Team	513	299	58.3	3,738	7.29	20	16	80t	50/326	81.0
Opponents	545	347	63.7	3,995	7.33	28	12	80	39/222	93.6

Palmer	1	-1	-1.0	-1	0
Team	356	1447	4.1	52	6
Opponents	515	2195	4.3	62t	17

RECEIVING	No	Yds	Avg	Lg	TD
Walker	63	890	14.1	68	4
Wright	57	715	12.5	48	6
N. Washington	40	647	16.2	80t	2
Hunter	28	498	17.8	75t	3
McCluster	26	197	7.6	25	1
L. Washington	22	159	7.2	25	2
Hagan	19	254	13.4	38t	1
Sankey	18	133	7.4	18	0
Coffman	6	64	10.7	18	1
Durham	6	54	9.0	14	0
Battle	5	28	5.6	12	0
Stevens	2	26	13.0	20	0
Thompson	2	24	12.0	13	0
Andrews	2	11	5.5	6	0
Greene	1	13	13.0	13	0
Klug	1	9	9.0	9	0
Schwenke	1	6	6.0	6	0
Whitehurst	0	10	---	10	0
Team	299	3738	12.5	80t	20
Opponents	347	3995	11.5	80	28

INTERCEPTIONS	No	Yds	Avg	Lg	TD
McCourtly	3	0	0.0	0	0
Woodyard	2	20	10.0	13	0
Griffin	2	12	6.0	12	0
Wreh-Wilson	1	34	34.0	34	0
Stafford	1	33	33.0	33	0
Huff	1	23	23.0	23t	1
Ghee	1	0	0.0	0	0
Wilson	1	0	0.0	0	0
Team	12	122	10.2	34	1
Opponents	16	214	13.4	67	1

PUNTING	No	Yds	Avg	Net	TB	In	Lg	B
Kern	88	4118	46.8	40.8	7	28	79	1
Team	89	4118	46.3	40.8	7	28	79	1
Opponents	73	3356	46.0	41.2	7	26	69	0

PUNT RETURNS	No	FC	Yds	Avg	Lg	TD
McCluster	22	14	155	7.0	48	0
L. Washington	7	4	47	6.7	10	0
Griffin	1	0	5	5.0	5	0
Team	30	18	207	6.9	48	0
Opponents	43	25	350	8.1	30	0

KICKOFF RETURNS	No	Yds	Avg	Lg	TD
L. Washington	31	738	23.8	52	0
Sankey	7	198	28.3	42	0
Andrews	5	110	22.0	27	0
Battle	2	43	21.5	22	0
Klug	2	32	16.0	20	0
Martin	1	0	0.0	0	0
Team	48	1121	23.4	52	0
Opponents	31	855	27.6	107t	1

FIELD GOALS	1-19	20-29	30-39	40-49	50+
Succop	0/0	5/5	7/7	5/8	2/2
Team	0/0	5/5	7/7	5/8	2/2
Opponents	1/1	9/9	12/12	7/11	4/6

Titans/Succop: (36G,31G,46G,47G) (47G) (40N,44N) (36G) () (25G,21G,42G) (36G) (35G) () (20G) (20G) () (42N) (40G, 33G,51G) (50G,23G) (31G)  
OPP: (35G,48N) (48G,44G,51G,48G) (29G) (31G,30G) (38G,42G) (55B)(31G,31G,27G,22G) (30G,29G,49G) () (49G,23G) (36G,26G,49N,35G,30G,50G) (37G,43B) (20G,19G,36G,52G,42G) (53N,51G) () (23G,46N,26G)

SACKS  
Morgan 6.5, Casey 5, Griffin 3, Hill 3, Williamson 3, Woodyard 2.5, Klug 2, Phillips TM 2, Pitoitua 2, Wimbley 2, Groves 1, Huff 1, D. Jones 1, Pollard 1, Sensabaugh 1, Stafford 1, Wilson 1, Woods 1  
Titans 39, Opponents 50

TACKLES (Solo-Assists-Total)  
Woodyard 66-68-134, Griffin 83-32-115, Williamson 55-52-107, Casey 58-28-86, McCourtly 77-8-85, Morgan 52-30-82, Wilson 49-16-65, Wreh-Wilson 47-10-57, Hill 30-17-47, Pitoitua 21-24-45, Sensabaugh 37-7-44, Wimbley 18-23-41, Stafford 24-9-33, Klug 21-10-31, Woods 14-17-31, Phillips 14-14-28, Martin 10-18-28, Pollard 22-4-26, Gooden 15-9-24, Groves 12-7-19, Huff 8-6-14, Jones 7-6-13, Harris 8-1-9, Moch 3-1-4, Ghee 3-0-3, Brown 1-0-1  
Team Totals: 755-417-1,172

USUAL STARTING LINEUP

OFFENSE  
WR Nate Washington (85)  
TE Delanie Walker (82)  
LT Taylor Lewan (77)  
LG Andy Levitre (67)  
C Brian Schwenke (62)  
RG Chance Warmack (70)  
RT Michael Oher (72)  
TE Craig Stevens (88)/Brett Brackett (87)  
WR Kendall Wright (13)  
QB Zach Mettenberger (7)  
RB Bishop Sankey (20)

DEFENSE  
DE Ropati Pitoitua (92)  
NT Sammie Hill (94)  
DT Jurrell Casey (99)  
OLB Derrick Morgan (91)  
ILB Wesley Woodyard (59)  
ILB Avery Williamson (54)  
OLB Kamerion Wimbley (95)  
CB Bliidi Wreh-Wilson (25)  
SS George Wilson (21)  
FS Michael Griffin (33)  
CB Jason McCourtly (30)

SPECIALISTS  
K Ryan Succop (8)  
P Brett Kern (6)  
KR/PR Leon Washington (26)

Pro Bowl All-Pro

GM: Ruston Webster; Head Coach: Ken Whisenhunt  
Asst. Coaches: Ray Horton (def. coord.), Jason Michael (off. coord.), Bob Bostad (off. line), Steve Brown (asst. sec. ondary), Louie Cioffi (secondary), Sylvester Croom (RB), Nick Eason (asst. DL), Steve Hoffman (ST asst.), Shawn Jefferson (WR), Nate Kaczor (ST), Cannon Matthews (qual. ctl. coord. - def.), John McNulty (QB), Mike Mularkey (TE), Kevin Patullo (asst. WR), Arthur Smith (asst. TE), Giff Smith (DL), Lou Spanos (LB), Luke Steckel (off. asst.), Mike Sullivan (asst. OL), Steve Watterson (strength and cond.)

AMERICAN FOOTBALL CONFERENCE STANDINGS

AFC EAST	W	L	T	Pct
New England	12	4	0	.750
Buffalo	9	7	0	.563
Miami	8	8	0	.500
New York Jets	4	12	0	.250
AFC NORTH	W	L	T	Pct
Pittsburgh	11	5	0	.688
* Cincinnati	10	5	1	.656
* Baltimore	10	6	0	.625
Cleveland	7	9	0	.438
AFC SOUTH	W	L	T	Pct
Indianapolis	11	5	0	.688
Houston	9	7	0	.563
Jacksonville	3	13	0	.188
Tennessee	2	14	0	.125
AFC WEST	W	L	T	Pct
Denver	12	4	0	.750
Kansas City	9	7	0	.563
San Diego	9	7	0	.563
Oakland	3	13	0	.188

NATIONAL FOOTBALL CONFERENCE STANDINGS

NFC EAST	W	L	T	PCT.
Dallas	12	4	0	.750
Philadelphia	10	6	0	.625
New York Giants	6	10	0	.375
Washington	4	12	0	.250
NFC NORTH	W	L	T	Pct
Green Bay	12	4	0	.750
* Detroit	11	5	0	.688
Minnesota	7	9	0	.438
Chicago	5	11	0	.313
NFC SOUTH	W	L	T	Pct
Carolina	7	8	1	.469
New Orleans	7	9	0	.438
Atlanta	6	10	0	.375
Tampa Bay	2	14	0	.125
NFC WEST	W	L	T	Pct
Seattle	12	4	0	.750
* Arizona	11	5	0	.688
San Francisco	8	8	0	.500
St. Louis	6	10	0	.375

\* Wild Card for Playoffs



2013 SEASON (7-9 REGULAR SEASON, 0-0 PLAYOFFS) • 2ND PLACE AFC SOUTH

DATE	OPPONENT	SCORE	W/L	ATT
09/08	at Pittsburgh	16-9	W	61,585
09/15	at Houston	24-30*	L	71,718
09/22	SAN DIEGO	20-17	W	69,143
09/29	NEW YORK JETS	38-13	W	69,143
10/06	KANSAS CITY	17-26	L	69,143
10/13	at Seattle	13-20	L	68,127
10/20	SAN FRANCISCO	17-31	L	69,143
11/03	at St. Louis	28-21	W	54,617
11/10	JACKSONVILLE	27-29	L	69,143
11/14	INDIANAPOLIS	27-30	L	69,143
11/24	at Oakland	23-19	W	46,001
12/01	at Indianapolis	14-22	L	65,502
12/08	at Denver	28-51	L	76,554
12/15	ARIZONA	34-37*	L	69,143
12/22	at Jacksonville	20-16	W	60,559
12/29	HOUSTON	16-10	W	69,143

	TITANS	OPP
Total First Downs	311	329
Rushing	103	108
Passing	172	191
Penalty	36	30
3rd Down: Made/Att	94/227	69/201
3rd Down Pct.	41.4	34.3
4th Down: Made/Att	11/17	7/11
4th Down Pct.	64.7	63.6
Possession Avg.	30:00	30:00
Total Net Yards	5390	5407
Avg. Per Game	336.9	337.9
Total Plays	1032	1027
Avg. Per Play	5.2	5.3
Net Yards Rushing	1894	1795
Avg. Per Game	118.4	112.2
Total Rushes	462	446
Net Yards Passing	3496	3612
Avg. Per Game	218.5	225.8
Sacked/Yards Lost	37/214	36/227
Gross Yards	3710	3839
Att./Completions	533/328	545/344
Completion Pct.	61.5	63.1
Had Intercepted	16	13
Punts/Average	79/42.9	76/45.0
Net Punting Avg.	79/39.7	76/40.0
Penalties/Yards	101/900	95/779
Fumbles/Ball Lost	27/9	24/12
Touchdowns	41	40
Rushing	16	21
Passing	22	15
Returns	3	4

BY PERIODS	1	2	3	4	OT	PTS
Team	71	77	65	149	0	362
Opponents	76	83	88	125	9	381

SCORING	TD	RU	PA	RT	PAT	FG	S	TP
Bironas	0	0	0	0	41/41	25/29	0	116
C. Johnson	10	6	4	0			0	60
Walker	6	0	6	0			0	36
Greene	4	4	0	0			0	24
Hunter	4	0	4	0			0	24
Fitzpatrick	3	3	0	0			0	18
N. Washington	3	0	3	0			0	18
Locker	2	2	0	0			0	12
Preston	2	0	2	0			0	12
Wright	2	0	2	0			0	12
Battle	1	1	0	0			0	6
Klug	1	0	0	1b			0	6
McCourty	1	0	0	1c			0	6
Thompson	1	0	1	0			0	6
Verner	1	0	0	1a			0	6
Team	41	16	22	3	41/41	25/29	0	362
Opponents	40	21	15	4	37/38	32/39	3	381

2-Pt Conversions: TM 0-0, OPP 1-1

FUM/Lost: Fitzpatrick 9/2, C. Johnson 3/2, Locker 3/1, Kern 2/0, Williams 2/1, Wright 2/0, Wylie(TM) 2/1, Bailey 1/1, Reynaud(TM) 1/1, Walker 1/0, L. Washington(LG) 1/0, L. Washington(TM) 1/0

RUSHING	No	Yds	Avg	Lg	TD
C. Johnson	279	1077	3.9	30t	6
Greene	77	295	3.8	29	4
Fitzpatrick	43	225	5.2	26	3
Locker	24	155	6.5	39	2
Battle	36	142	3.9	37	1
Kern	2	0	0.0	0	0

PASSING	Att	Cmp	Pct	Yards	Yds/Att	TD	Int	Lg	Sk/Yds	Rating
Fitzpatrick	350	217	62.0	2454	7.01	14	12	77t	21/109	82.0
Locker	183	111	60.7	1256	6.86	8	4	66t	16/105	86.7
Team	533	328	61.5	3710	6.96	22	16	77t	37/214	83.6
Opponents	545	344	63.1	3839	7.04	15	13	55	36/227	83.3

Reynaud	1	0	0.0	0	0
Team	462	1894	4.1	39	16
Opponents	446	1795	4.0	60	21

RECEIVING	No	Yds	Avg	Lg	TD
Wright	94	1079	11.5	45	2
Walker	60	571	9.5	33	6
N. Washington	58	919	15.8	77t	3
C. Johnson	42	345	8.2	66t	4
Hunter	18	354	19.7	57	4
Williams	15	178	11.9	32	0
Britt	11	96	8.7	15	0
Greene	6	39	6.5	28	0
Mooney	6	32	5.3	22	0
Preston	5	37	7.4	10t	2
Battle	4	36	9.0	24	0
Thompson	3	13	4.3	9t	1
Stevens	2	5	2.5	6	0
Shiancoe	2	2	1.0	3	0
Reynaud	1	4	4.0	4	0
Fitzpatrick	1	0	0.0	0	0
Team	328	3710	11.3	77t	22
Opponents	344	3839	11.2	55	15

INTERCEPTIONS	No	Yds	Avg	Lg	TD
Verner	5	68	13.6	34	1
Pollard	3	36	12.0	32	0
Ayers	1	5	5.0	5	0
Brown	1	3	3.0	3	0
McCarthy	1	1	1.0	1	0
Griffin	1	0	0.0	0	0
G. Wilson	1	0	0.0	0	0
Team	13	113	8.7	34	1
Opponents	16	132	8.3	35	1

PUNTING	No	Yds	Avg	Net	TB	In	Lg	B
Kern	78	3386	43.4	39.7	2	32	63	1
Team	79	3386	42.9	39.7	2	32	63	1
Opponents	76	3422	45.0	40.0	7	28	61	0

PUNT RETURNS	No	FC	Yds	Avg	Lg	TD
Reynaud	18	8	135	7.5	35	0
L. Washington	6	9	78	13.0	33	0
Williams	4	3	12	3.0	8	0
Wylie	2	0	4	2.0	4	0
Verner	1	0	11	11.0	11	0
Team	31	20	240	7.7	35	0
Opponents	35	25	210	6.0	24	0

KICKOFF RETURNS	No	Yds	Avg	Lg	TD
L. Washington LG	17	500	29.4	95	0
L. Washington TM	16	481	30.1	95	0
Reynaud	15	355	23.7	40	0
Williams	5	123	24.6	37	0
Wylie	5	94	18.8	23	0
Bailey	1	0	0.0	0	0
Battle	1	26	26.0	26	0
Verner	1	17	17.0	17	0
Team	44	1096	24.9	95	0
Opponents	45	1099	24.4	46	0

FIELD GOALS	1-19	20-29	30-39	40-49	50+
Bironas	0/0	10/10	8/9	5/7	2/3
Team	0/0	10/10	8/9	5/7	2/3
Opponents	2/2	6/6	6/8	15/18	3/5

Bironas/Titans: (26G,44G,27G) (48N,47G) (20G,43N,37G) (26G) (22G,32N) (38G,25G) (31G) () (39G,37G) (25G,38G) (33G,22G,23G) () () (45G,50N,24G) (45G,52G) (42G,55G,37G) (OPP: ) (50N,50N,46N) (44G,38B) (45G,47G) (29G,24G, 33G,48G) (31G,29G) (44G) (44N) (32G,44G) (48G,30G, 50G) (52G,48G,24G,32N,48N,42G) (47G,48G,45G,37G, 49G) (25G,64G,19G) (25G,47G,41G) (36G) (19G)

SACKS  
Casey 10.5, Morgan 6, Brown 4, Pitoitua 4, A. Johnson 3, Wimbley 3, Klug 2, Ayers 1, Fokou 1, Mi. Martin 1, Pollard 0.5  
Titans 36, Opponents 37

TACKLES (Solo-Assists-Total)  
Pollard 93-49-142, Brown 80-37-117, Griffin 71-35-106, Fokou 67-31-98, Pitoitua 42-49-91, Casey 49-41-90, McCourty 68-9-77, Verner 61-12-73, Ayers 44-12-56, Morgan 31-23-54, McCarthy 35-16-51, Hill 26-14-40, Sensabaugh 29-8-37, A. Johnson 19-16-35, Wilson 25-8-33, Klug 14-12-26, Wimbley 12-12-24, Martin 9-13-22, Edwards 6-4-10, Wreh-Wilson 6-3-9, Gooden 4-3-7, Campbell 3-1-4, Stafford 1-0-1  
Team Totals: 795-408-1,203

USUAL STARTING LINEUP

OFFENSE  
WR Nate Washington (85)  
TE Craig Stevens (88)  
LT Michael Roos (71)  
LG Andy Levitre (67)  
C Brian Schwenke (62)  
RG Chance Warmack (70)  
RT David Stewart (76)  
TE Delanie Walker (82)  
WR Kendall Wright (13)  
QB Jake Locker (10)/Ryan Fitzpatrick (4)  
RB Chris Johnson (28)

DEFENSE  
LE Derrick Morgan (91)  
DT Sammie Hill (94)  
DT Jurrell Casey (99)  
RE Ropati Pitoitua (92)  
SLB Akeem Ayers (56)  
MLB Moise Fokou (53)  
WLB Zach Brown (55)  
LCB Jason McCourty (30)  
RCB Alterraun Verner (20)  
SS Bernard Pollard (31)  
FS Michael Griffin (33)

SPECIALISTS  
K Rob Bironas (2)  
P Brett Kern (6)  
KR/PR Leon Washington (26)

Pro Bowl All-Pro

GM: Ruston Webster; Head Coach: Mike Munchak  
Asst. Coaches: Jerry Gray (def. coord.), Dowell Loggains (off. coord.), Steve Watterson (asst. head coach/strength & cond.), Gregg Williams (senior asst./defense), Steve Brown (asst. secondary), Sylvester Croom (RB), Jonathan Gannon (def. asst./qual. ctl.), George Henshaw (TE), Steve Hoffman (ST asst.), Shawn Jefferson (WR), Nate Kaczor (ST), Bruce Matthews (OL), Brett Maxie (secondary), Keith Millard (def. asst./pass rush specialist), Chet Parlavecchio (LB), Dave Ragone (QB), Tracy Rocker (DL), Arthur Smith (OL/TE asst.)

AMERICAN FOOTBALL CONFERENCE STANDINGS

AFC EAST	W	L	T	Pct
New England	12	4	0	.750
New York Jets	8	8	0	.500
Miami	8	8	0	.500
Buffalo	6	10	0	.375
AFC NORTH	W	L	T	Pct
Cincinnati	11	5	0	.688
Pittsburgh	8	8	0	.500
Baltimore	8	8	0	.500
Cleveland	4	12	0	.250
AFC SOUTH	W	L	T	Pct
Indianapolis	11	5	0	.688
Tennessee	7	9	0	.438
Jacksonville	4	12	0	.250
Houston	2	14	0	.125
AFC WEST	W	L	T	Pct
Denver	13	3	0	.813
* Kansas City	11	5	0	.688
* San Diego	9	7	0	.563
Oakland	4	12	0	.250

NATIONAL FOOTBALL CONFERENCE STANDINGS

NFC EAST	W	L	T	PCT.
Philadelphia	10	6	0	.625
Dallas	8	8	0	.500
New York Giants	7	9	0	.438
Washington	3	13	0	.188
NFC NORTH	W	L	T	Pct
Green Bay	8	7	1	.531
Chicago	8	8	0	.500
Detroit	7	9	0	.438
Minnesota	5	10	1	.344
NFC SOUTH	W	L	T	Pct
Carolina	12	4	0	.750
* New Orleans	11	5	0	.688
Atlanta	4	12	0	.250
Tampa Bay	4	12	0	.250
NFC WEST	W	L	T	Pct
Seattle	13	3	0	.813
* San Francisco	12	4	0	.750
Arizona	10	6	0	.625
St. Louis Rams	7	9	0	.438

\* Wild Card for Playoffs

2012 SEASON (6-10 REGULAR SEASON, 0-0 PLAYOFFS) • 3RD PLACE AFC SOUTH

DATE	OPPONENT	SCORE	W/L	ATT
09/09	NEW ENGLAND	13-34	L	69,143
09/16	at San Diego	10-38	L	60,804
09/23	DETROIT	44-41*	W	69,143
09/30	at Houston	14-38	L	71,581
10/07	at Minnesota	7-30	L	57,652
10/11	PITTSBURGH	26-23	W	69,143
10/21	at Buffalo	35-34	W	68,836
10/28	INDIANAPOLIS	13-19*	L	69,143
11/04	CHICAGO	20-51	L	69,143
11/11	at Miami	37-3	W	60,165
11/18	BYE			
11/25	at Jacksonville	19-24	L	63,323
12/02	HOUSTON	10-24	L	69,143
12/09	at Indianapolis	23-27	L	64,688
12/17	NEW YORK JETS	14-10	W	69,143
12/23	at Green Bay	7-55	L	70,508
12/30	JACKSONVILLE	38-20	W	69,143
* Overtime				

	TITANS	OPP
Total First Downs	260	358
Rushing	70	122
Passing	166	210
Penalty	24	26
3rd Down: Made/Att	83/217	85/214
3rd Down Pct.	38.2	39.7
4th Down: Made/Att	5/15	6/14
4th Down Pct.	33.3	42.9
Possession Avg.	27:18	32:42
Total Net Yards	5,010	5,999
Avg. Per Game	313.1	374.9
Total Plays	957	1,086
Avg. Per Play	5.2	5.5
Net Yards Rushing	1,687	2,035
Avg. Per Game	105.4	127.2
Total Rushes	378	483
Net Yards Passing	3,323	3,964
Avg. Per Game	207.7	247.8
Sacked/Yards Lost	39/254	39/241
Gross Yards	3,577	4,205
Att./Completions	540/318	564/374
Completion Pct.	58.9	66.3
Had Intercepted	16	19
Punts/Average	83/46.4	70/44.1
Net Punting Avg.	83/40.4	70/36.1
Penalties/Yards	106/847	86/717
Fumbles/Ball Lost	21/12	15/5
Touchdowns	36	55
Rushing	10	16
Passing	17	31
Returns	9	8

BY PERIODS	1	2	3	4	OT	PTS
Team	72	94	66	95	3	330
Opponents	155	58	116	136	6	471

SCORING	TD	RU	PA	RT	PAT	FG	S	TP
Bironas	0	0	0	0	35/35	25/31	0	110
C. Johnson	6	6	0	0			0	36
Britt	4	0	4	0			0	26
Cook	4	0	4	0			0	24
Washington	4	0	4	0			0	24
Wright	4	0	4	0			0	24
Harper	3	3	0	0			0	18
Reynaud	3	0	0	3b			0	18
Brown	2	0	0	2f			0	12
Campbell	1	0	0	1a			0	6
Locker	1	1	0	0			0	6
McCarthy	1	0	0	1d			0	6
Stevens	1	0	1	0			0	6
Verner	1	0	0	1c			0	6
Witherspoon	1	0	0	1e			0	6
Team Defense	0	0	0	0			1	2
Team	36	10	17	9	35/35	25/31	1	330
Opponents	55	16	31	8	52/52	29/31	0	471

2-Pt Conversions: Britt, TM 1-1, OPP 1-2

FUM/Lost: C. Johnson 5/4, Locker 4/4, Hasselbeck 3/1, Britt 2/1, Stevens 2/0, Brown 1/0, Cook 1/1, Reynaud 1/0, Washington 1/0, Wright 1/1

RUSHING	No	Yds	Avg	Lg	TD
C. Johnson	276	1,243	4.5	94t	6
Locker	41	291	7.1	32	1
Hasselbeck	13	38	2.9	16	0
Reynaud	16	33	2.1	11	0
Harper	19	30	1.6	13	3
Mooney	5	19	3.8	8	0

PASSING	Att	Cmp	Pct	Yards	Yds/Att	TD	Int	Lg	Sk/Yds	Rating
Locker	314	177	2,176	56.4	6.93	10	11	71t	25/151	74.0
Hasselbeck	221	138	1,367	62.4	6.19	7	5	37	14/103	81.0
Smith	5	3	34	60.0	6.80	0	0	17	0/0	80.4
Team	540	318	3,577	58.9	6.62	17	16	71t	39/254	76.9
Opponents	564	374	4,205	66.3	7.46	31	19	82t	39/241	92.7

Ringer	2	14	7.0	9	0
Babineaux	1	10	10.0	10	0
Q. Johnson	4	5	1.3	3	0
Wright	1	4	4.0	4	0
Team	378	1,687	4.5	94t	10
Opponents	483	2,035	4.2	46	16

RECEIVING	No	Yds	Avg	Lg	TD
Wright	64	626	9.8	38	4
Washington	46	746	16.2	71t	4
Britt	45	589	13.1	46	4
Cook	44	523	11.9	61t	4
C. Johnson	36	232	6.4	22	0
Williams	30	324	10.8	27	0
Stevens	23	275	12.0	46	1
Thompson	6	46	7.7	12	0
Hawkins	5	62	12.4	42	0
Preston	5	59	11.8	21	0
Q. Johnson	5	40	8.0	17	0
Reynaud	5	35	7.0	9	0
Ringer	3	12	4.0	6	0
Harper	1	8	8.0	8	0
Team	318	3,577	11.2	71t	17
Opponents	374	4,205	11.2	82t	31

INTERCEPTIONS	No	Yds	Avg	Lg	TD
Griffin	4	59	14.8	33	0
McCourtly	4	29	7.3	28	0
Brown	3	156	52.0	79t	2
Verner	2	11	5.5	11	0
McCarthy	1	49	49.0	49t	1
Witherspoon	1	40	40.0	40t	1
Babineaux	1	10	10.0	10	0
Ayers	1	2	2.0	2	0
R. Johnson	1	2	2.0	2	0
Afalava	1	0	0.0	0	0
Team	19	358	18.8	79t	4
Opponents	16	260	16.3	63t	4

PUNTING	No	Yds	Avg	Net	TB	In	Lg	B
Kern	81	3,855	47.6	40.4	5	30	71	2
Team	83	3,855	46.4	40.4	5	30	71	2
Opponents	70	3,084	44.1	36.1	4	29	67	1

PUNT RETURNS	No	FC	Yds	Avg	Lg	TD
Reynaud	31	17	410	13.2	81t	2
Campbell	0	0	65	---	65t	1
Team	31	17	475	15.3	81t	3
Opponents	39	15	405	10.4	58	0

KICKOFF RETURNS	No	Yds	Avg	Lg	TD
Reynaud	53	1,240	23.4	105t	1
Hawkins	7	205	29.3	71	0
McCourtly	1	14	14.0	14	0
Stevens	1	18	18.0	18	0
Witherspoon	1	6	6.0	6	0
Williams	0	6	---	6	0
Team	63	1,489	23.6	105t	1
Opponents	33	860	26.1	89t	1

FIELD GOALS	1-19	20-29	30-39	40-49	50+
Bironas	0/0	6/6	13/13	5/10	1/2
Team	0/0	6/6	13/13	5/10	1/2
Opponents	0/0	11/11	5/6	9/9	4/5
Bironas/Titans: (28G,24G) (23G) (31G,38G,41N,48N,26G) () (22G,38G,47G,40G) ()(39G,45N,30G) (39G) (37G,38G, 53G) (38G,42N,40G,39G,33G) (37G) (57N,40G,31G,25G) (46B) () (48G) OPP: (25G,31G) (26G) (47G,53G,33G,26G) (33G) (42G, 36G,26G) (29G,28G,52G,54N) (31G,42G) (20G,37B,44G) (40G,25G,22G) (40G) (41G) (50G) (53G,40G) (22G) (26G,48G) ()					

SACKS
Morgan 6.5, Ayers 6, Wimbley 6, Brown 5.5, Klug 3.5, Casey 3, Mi. Martin 3, Wynn 2, Marks 1.5, Griffin 1, Witherspoon 1
Titans 39, Opponents 39

TACKLES (Solo-Assists-Total)
Ayers 79-31-110, Griffin 72-31-103, McCourtly 79-14-93, Brown 70-23-93, Babineaux 66-26-92, Casey 38-42-80, Verner 66-12-78, Morgan 35-31-66, Marks 31-32-63, Witherspoon 32-16-48, McCarthy 32-13-45, Mouton 33-9-42, Mike Martin 23-17-40, Shaw 30-8-38, Wimbley 18-20-38, Sensabaugh 23-4-27, Afalava 13-10-23, Robert Johnson 10-3-13, Diles 8-5-13, Klug 8-4-12, Wynn 6-6-12, Solomon 3-6-9, Campbell 6-0-6, Dawson 3-2-5, DaJohn Harris 1-4-5, Egboh 2-0-2
Team Totals: 787-369-1,156

USUAL STARTING LINEUP

OFFENSE

WR	Nate Washington (85)
TE	Jared Cook (89)
LT	Michael Roos (71)
LG	Steve Hutchinson (73)
C	Fernando Velasco (61)
RG	Leroy Harris (64)/Deuce Lutui (72)
RT	David Stewart (76)
TE	Craig Stevens (88)
WR	Kenny Britt (18)
QB	Jake Locker (10)
RB	Chris Johnson (28)

DEFENSE

LE	Derrick Morgan (91)
DT	Sen'Derrick Marks (94)
DT	Jurrell Casey (99)
RE	Kameron Wimbley (95)
LLB	Akeem Ayers (56)
MLB	Colin McCarthy (52)/Will Witherspoon (92)
RLB	Zach Brown (55)
LCB	Jason McCourty (30)
RCB	Alterraun Verner (20)
SS	Jordan Babineaux (26)
FS	Michael Griffin (33)

SPECIALISTS

K	Rob Bironas (2)
P	Brett Kern (6)
KR/PR	Darius Reynaud (25)

Pro Bowl All-Pro

GM: Ruston Webster; Head Coach: Mike Munchak  
Asst. Coaches: Jerry Gray (def. coord.), Chris Palmer/ Dowell Loggains\* (off. coord.), Steve Watterson (asst. head coach/strength & cond.), Steve Brown (asst. secondary), Frank Bush (LB), Jonathan Gannon (def. asst./qual. ctl.), Nate Kaczor (asst. off. line), Alan Lowry (ST), Bruce Matthews (OL), Brett Maxie (secondary), Keith Millard (def. asst./pass rush specialist), Chet Parlavecchio (ST asst.), Dave Ragone (WR), Tracy Rucker (DL), Jim Skipper (RB), Arthur Smith (off. asst./qual. ctl.), John Zernhelt (TE)

\* Palmer was offensive coordinator for first 11 games; Log-gains was quarterbacks coach/passing game for first 11 games and offensive coordinator for final five games.

AMERICAN FOOTBALL CONFERENCE STANDINGS

AFC EAST	W	L	T	PCT.
New England	12	4	0	.750
Miami	7	9	0	.438
New York Jets	6	10	0	.375
Buffalo	6	10	0	.375
AFC NORTH	W	L	T	Pct
Baltimore	10	6	0	.625
* Cincinnati	10	6	0	.625
Pittsburgh	8	8	0	.500
Cleveland	5	11	0	.313
AFC SOUTH	W	L	T	Pct
Houston	12	4	0	.750
* Indianapolis	11	5	0	.688
Tennessee	6	10	0	.375
Jacksonville	2	14	0	.125
AFC WEST	W	L	T	Pct
Denver	13	3	0	.813
San Diego	7	9	0	.438
Oakland	4	12	0	.250
Kansas City	2	14	0	.125

NATIONAL FOOTBALL CONFERENCE STANDINGS

NFC EAST	W	L	T	PCT.
Washington	10	6	0	.625
New York Giants	9	7	0	.563
Dallas	8	8	0	.500
Philadelphia	4	12	0	.250
NFC NORTH	W	L	T	Pct
Green Bay	11	5	0	.688
* Minnesota	10	6	0	.625
Chicago	10	6	0	.625
Detroit	4	12	0	.250
NFC SOUTH	W	L	T	Pct
Atlanta	13	3	0	.813
Carolina	7	9	0	.438
New Orleans	7	9	0	.438
Tampa Bay	7	9	0	.438
NFC WEST	W	L	T	Pct
San Francisco	11	4	1	.719
* Seattle	11	5	0	.688
St. Louis	7	8	1	.469
Arizona	5	11	0	.313

\* Wild Card for Playoffs

2011 SEASON (9-7 REGULAR SEASON, 0-0 PLAYOFFS) • 2ND PLACE AFC SOUTH

DATE	OPPONENT	SCORE	W/L	ATT
09/11	at Jacksonville	14-16	L	61,619
09/18	BALTIMORE	26-13	W	69,143
09/25	DENVER	17-14	W	69,143
10/02	at Cleveland	31-13	W	66,240
10/09	at Pittsburgh	17-38	L	63,875
10/16	BYE			
10/23	HOUSTON	7-41	L	69,143
10/30	INDIANAPOLIS	27-10	W	69,143
11/06	CINCINNATI	17-24	L	69,143
11/13	at Carolina	30-3	W	72,409
11/20	at Atlanta	17-23	L	68,164
11/27	TAMPA BAY	23-17	W	69,143
12/04	at Buffalo	23-17	W	56,463
12/11	NEW ORLEANS	17-22	L	69,143
12/18	at Indianapolis	13-27	L	64,271
12/24	JACKSONVILLE	23-17	W	69,143
01/01	at Houston	23-22	W	71,512
* Overtime				

	TITANS	OPP
Total First Downs	281	324
Rushing	71	111
Passing	185	187
Penalty	25	26
3rd Down: Made/Att	80/218	96/236
3rd Down Pct.	36.7	40.7
4th Down: Made/Att	10/14	8/20
4th Down Pct.	71.4	40.0
Possession Avg.	27:52	32:08
Total Net Yards	5361	5682
Avg. Per Game	335.1	355.1
Total Plays	984	1080
Avg. Per Play	5.4	5.3
Net Yards Rushing	1438	2053
Avg. Per Game	89.9	128.3
Total Rushes	376	461
Net Yards Passing	3923	3629
Avg. Per Game	245.2	226.8
Sacked/Yards Lost	24/190	28/180
Gross Yards	4113	3809
Att./Completions	584/353	591/369
Completion Pct.	60.4	62.4
Had Intercepted	14	11
Punts/Average	86/43.6	83/43.7
Net Punting Avg.	86/39.4	83/36.4
Penalties/Yards	104/960	99/812
Fumbles/Ball Lost	17/8	20/12
Touchdowns	34	34
Rushing	8	10
Passing	22	21
Returns	4	3

BY PERIODS	1	2	3	4	OT	PTS
Team	57	110	67	91	0	325
Opponents	64	79	74	100	0	317

SCORING	TD	RU	PA	RT	PAT	FG	S	TP
Bironas	0	0	0	0	34/34	29/32	0	121
Washington	8	1	7	0	0	0	0	48
Williams	5	0	5	0	0	0	0	30
C. Johnson	4	4	0	0	0	0	0	24
Britt	3	0	3	0	0	0	0	18
Cook	3	0	3	0	0	0	0	18
Avery	1	0	1	0	0	0	0	6
Babineaux	1	0	0	1a	0	0	0	6
Campbell	1	0	0	1d	0	0	0	6
D. Graham	1	0	1	0	0	0	0	6
Harper	1	1	0	0	0	0	0	6
L. Hawkins	1	0	1	0	0	0	0	6
Locker	1	1	0	0	0	0	0	6
Mariani	1	0	0	1c	0	0	0	6
McCourtly	1	0	0	1b	0	0	0	6
Ringer	1	1	0	0	0	0	0	6
Stevens	1	0	1	0	0	0	0	6
Team	34	8	22	4	34/34	29/32	0	325
Opponents	34	10	21	3	32/32	27/28	0	317

2-Pt Conversions: Titans 0-0, Opponents 0-2

FUM/Lost: Hasselbeck 4/1, C. Johnson 3/1, Cook 2/2, Amato 1/0, Britt 1/1, Campbell 1/0, Hall 1/1, Harper 1/1, L. Hawkins 1/0, Mariani 1/0, Ringer 1/1

RUSHING	No	Yds	Avg	Lg	TD
C. Johnson	262	1047	4.0	48t	4
Ringer	59	185	3.1	25	1
Locker	8	56	7.0	17	1
Hasselbeck	20	52	2.6	21	0
Harper	17	44	2.6	12	1

PASSING	Att	Cmp	Pct	Yards	Yds/Att	TD	Int	Lg	Sk/Yds	Rating
Hasselbeck	518	319	61.6	3571	6.89	18	14	80t	19/153	82.4
Locker	66	34	51.5	542	8.21	4	0	54	5/37	99.4
Team	584	353	60.4	4113	7.04	22	14	80t	24/190	84.4
Opponents	591	369	62.4	3809	6.45	21	11	78t	28/180	85.1

Hall	6	24	4.0	12	0
Kern	1	21	21.0	21	0
Washington	2	5	2.5	3t	1
Mariani	1	4	4.0	4	0
Team	376	1438	3.8	48t	8
Opponents	461	2053	4.5	80t	10

RECEIVING	No	Yds	Avg	Lg	TD
Washington	74	1023	13.8	57	7
C. Johnson	57	418	7.3	34	0
Cook	49	759	15.5	80t	3
L. Hawkins	47	470	10.0	32	1
Williams	45	592	13.2	54	5
Ringer	28	187	6.7	18	0
Britt	17	289	17.0	80t	3
Stevens	9	166	18.4	58	1
Hall	9	46	5.1	10	0
Mariani	5	24	4.8	6	0
Harper	4	32	8.0	21	0
Avery	3	45	15.0	23	1
Q. Johnson	3	30	10.0	13	0
D. Graham	2	25	12.5	21	1
Amano	1	7	7.0	7	0
Team	353	4113	11.7	80t	22
Opponents	369	3809	10.3	78t	21

INTERCEPTIONS	No	Yds	Avg	Lg	TD
McCourtly	2	52	26.0	30	0
Griffin	2	0	0.0	0	0
Babineaux	1	97	97.0	97t	1
Finnegan	1	8	8.0	8	0
Hope	1	7	7.0	7	0
Witherspoon	1	7	7.0	7	0
Ruud	1	4	4.0	4	0
Verner	1	4	4.0	4	0
McCarthy	1	0	0.0	0	0
Team	11	179	16.3	97t	1
Opponents	14	167	11.9	38t	3

PUNTING	No	Yds	Avg	Net	TB	In	Lg	B
Kern	86	3747	43.6	39.4	7	31	64	0
Team	86	3747	43.6	39.4	7	31	64	0
Opponents	83	3628	43.7	36.4	6	22	65	2

PUNT RETURNS	No	FC	Yds	Avg	Lg	TD
Mariani	46	18	490	10.7	79t	1
Campbell	1	0	0	0.0	0	0
Team	47	18	490	10.4	79t	1
Opponents	36	23	221	6.1	30	0

KICKOFF RETURNS	No	Yds	Avg	Lg	TD
Mariani	32	748	23.4	49	0
Campbell	0	84	---	84t	1
Team	32	832	26.0	100t	1
Opponents	30	680	22.7	77	0

FIELD GOALS	1-19	20-29	30-39	40-49	50+
Bironas	0/0	5/5	9/10	9/10	6/7
Team	0/0	5/5	9/10	9/10	6/7
Opponents	2/2	11/11	5/5	7/7	2/3

Bironas/Titans: (66N) (34N,25G,43G,39G,33G) (46G) (39G) (29G) () (51G,50G) (43G) (38G,36G,49G) (46G) (42N,31G,52G,38G) (48G,27G,44G) (43G) (53G,21G) (51G,51G,35G) (21G,43G,33G)  
OPP: (48G,21G,45G) (41G,29G) () (48G,51G) (19G) (32G,29G) (22G) (36G) (50N,29G) (19G,33G,24G) (43G) (27G) (25G,29G,22G) (47G,40G) (39G) (52G,37G,22G)

SACKS  
Klug 7, Ball 4, Jones 3, Casey 2.5, Morgan 2.5, Ayers 2, Witherspoon 2, Hayes 1.5, Finnegan 1, McCourtly 1, S. Smith 1, Marks 0.5  
Titans 28, Opponents 24

TACKLES (Solo-Assists-Total)  
Babineaux 81-36-117, McCourtly 85-22-107, Griffin 70-26-96, Finnegan 71-24-95, Ayers 66-22-88, McCarthy 61-15-76, Casey 41-33-74, Ruud 51-17-68, Witherspoon 51-11-62, Ball 29-26-55, Verner 29-21-50, Jones 24-24-48, Morgan 23-24-47, S. Smith 20-24-44, Marks 18-26-44, Hope 25-8-33, Klug 18-14-32, Hayes 14-15-29, Sheppard 7-9-16, McRath 11-3-14, Hawkins 9-2-11, A. Smith 4-0-4, Clayton 1-2-3, Shaw 2-0-2, Amato 0-0-0, Bailey 0-0-0, Campbell 0-0-0  
Team Totals: 404-811-1,215

USUAL STARTING LINEUP

OFFENSE

WR Nate Washington (85)  
LT Michael Roos (71)  
LG Leroy Harris (64)  
C Eugene Amano (54)  
RG Jake Scott (73)  
RT David Stewart (76)  
TE Craig Stevens (88)  
WR Damian Williams (17)  
FB Ahmad Hall (45)  
QB Matt Hasselbeck (8)  
RB Chris Johnson (28)

DEFENSE

LE Derrick Morgan (90)/Dave Ball (98)  
LT Jurrell Casey (99)  
RT Sen'Derrick Marks (94)  
RE Jason Jones (91)  
LLB Akeem Ayers (56)  
MLB Colin McCarthy (52)/Barrett Ruud (55)  
RLB Will Witherspoon (92)  
LCB Jason McCourty (30)  
RCB Cortland Finnegan (31)  
SS Jordan Babineaux (26)  
FS Michael Griffin (33)

SPECIALISTS

K Rob Bironas (2)  
P Brett Kern (6)  
KR/PR Marc Mariani (83)

Pro Bowl

All-Pro

GM: Mike Reinfeldt; Head Coach: Mike Munchak  
Asst. Coaches: Jerry Gray (def. coord.), Chris Palmer (off. coord.), Steve Watterson (asst. head coach/strength & cond.), Frank Bush (LB), Curtis Fuller (asst. secondary) Dowell Loggains (QB/passing game), Charles London (off. asst./qual. cti.), Alan Lowry (ST), Bruce Matthews (OL), Dave McGinnis (senior asst.), Chet Parlavocchio (ST asst.), Dave Ragone (WR), Marcus Robertson (secondary), Tracy Rocker (DL), Jim Skipper (RB), Arthur Smith (def. asst./qual. cti.), Art Valero (asst. OL), John Zernheilt (TE)

AMERICAN FOOTBALL CONFERENCE STANDINGS

AFC EAST	W	L	T	PCT.
New England	13	3	0	.813
New York Jets	8	8	0	.500
Miami	6	10	0	.375
Buffalo	6	10	0	.375
AFC NORTH	W	L	T	Pct
Baltimore	12	4	0	.750
* Pittsburgh	12	4	0	.750
* Cincinnati	9	7	0	.563
Cleveland	4	12	0	.250
AFC SOUTH	W	L	T	Pct
Houston	10	6	0	.625
Tennessee	9	7	0	.563
Jacksonville	5	11	0	.313
Indianapolis	2	14	0	.125
AFC WEST	W	L	T	Pct
Denver	8	8	0	.500
San Diego	8	8	0	.500
Oakland	8	8	0	.500
Kansas City	7	9	0	.438

NATIONAL FOOTBALL CONFERENCE STANDINGS

NFC EAST	W	L	T	PCT.
New York Giants	9	7	0	.563
Philadelphia	8	8	0	.500
Dallas	8	8	0	.500
Washington	5	11	0	.313
NFC NORTH	W	L	T	Pct
Green Bay	15	1	0	.938
* Detroit	10	6	0	.625
Chicago	8	8	0	.500
Minnesota	3	13	0	.188
NFC SOUTH	W	L	T	Pct
New Orleans	13	3	0	.813
* Atlanta	10	6	0	.625
Carolina	6	10	0	.375
Tampa Bay	4	12	0	.250
NFC WEST	W	L	T	Pct
San Francisco	13	3	0	.813
Arizona	8	8	0	.500
Seattle	7	9	0	.438
St. Louis	2	14	0	.125

\* Wild Card for Playoffs



2010 SEASON (6-10 REGULAR SEASON, 0-0 PLAYOFFS) • 4TH PLACE AFC SOUTH

DATE	OPPONENT	SCORE	W/L	ATT
Sep. 12	OAKLAND	38-13	W	69,143
Sep. 19	PITTSBURGH	11-19	L	69,143
Sep. 26	at New York Giants	29-10	W	79,386
Oct. 3	DENVER	20-26	L	69,143
Oct. 10	at Dallas	34-27	W	90,616
Oct. 18	at Jacksonville	30-3	W	63,625
Oct. 24	PHILADELPHIA	37-19	W	69,143
Oct. 31	at San Diego	25-33	L	59,260
Nov. 7	BYE			
Nov. 14	at Miami	17-29	L	65,585
Nov. 21	WASHINGTON	16-19*	L	69,143
Nov. 28	at Houston	0-20	L	70,855
Dec. 5	JACKSONVILLE	6-17	L	69,143
Dec. 9	INDIANAPOLIS	28-30	L	69,143
Dec. 19	HOUSTON	31-17	W	69,143
Dec. 26	at Kansas City	14-34	L	65,606
Jan. 2	at Indianapolis	20-23	L	67,188
* Overtime				

	TITANS	OPP
Total First Downs	252	356
Rushing	73	107
Passing	155	214
Penalty	24	35
3rd Down: Made/Att	71/204	104/242
3rd Down Pct.	34.8	43.0
4th Down: Made/Att	8/14	9/22
4th Down Pct.	57.1	40.9
Possession Avg.	25:54	34:06
Total Net Yards	4834	5883
Avg. Per Game	302.1	367.7
Total Plays	907	1139
Avg. Per Play	5.3	5.2
Net Yards Rushing	1727	1851
Avg. Per Game	107.9	115.7
Total Rushes	406	474
Net Yards Passing	3107	4032
Avg. Per Game	194.2	252.0
Sacked/Yards Lost	27/171	40/272
Gross Yards	3278	4304
Att./Completions	474/273	625/410
Completion Pct.	57.6	65.6
Had Intercepted	15	17
Punts/Average	77/42.9	61/42.9
Net Punting Avg.	77/39.1	61/34.6
Penalties/Yards	128/1040	114/1039
Fumbles/Ball Lost	22/14	25/8
Touchdowns	40	32
Rushing	13	7
Passing	24	23
Returns	3	2

BY PERIODS	1	2	3	4	OT	PTS
Team	79	92	83	102	0	356
Opponents	65	130	65	76	3	339

SCORING	TD	RU	PA	RT	PAT	FG	S	TP
Bironas	0	0	0	0	38/38	24/26	0	110
C. Johnson	12	11	1	0	0	0	0	72
Britt	9	0	9	0	0	0	0	56
Washington	6	0	6	0	0	0	0	36
Moss LG	5	0	5	0	0	0	0	30
Scaife	4	0	4	0	0	0	0	24
Mariani	2	0	0	2	0	0	0	12
Ringer	2	2	0	0	0	0	0	12
Stevens	2	0	2	0	0	0	0	12
Cook	1	0	1	0	0	0	0	6
Finnegan	1	0	0	1	0	0	0	6
Gage	1	0	1	0	0	0	0	6
Schommer	0	0	0	0	0	0	1	2
Team	40	13	24	3	38/38	24/26	2	356
Opponents	32	7	23	2	30/30	39/48	0	339

2-Pt Conversions: Britt, Titans 1-2, Opponents 0-2

FUM/Lost: Young 6/4, K. Collins 5/3, C. Johnson 3/2, Mariani 3/2, Scaife 2/1, Amano 1/0, Amato 1/1, Britt 1/1

RUSHING	No	Yds	Avg	Lg	TD
C. Johnson	316	1364	4.3	76t	11
Ringer	51	239	4.7	54	2
Young	25	125	5.0	20	0
Williams	1	5	5.0	5	0
K. Collins	10	1	0.1	4	0
Hall	1	1	1.0	1	0
Kern	1	0	0.0	0	0
Washington	1	-8	-8.0	-8	0
Team	406	1727	4.3	76t	13
Opponents	474	1851	3.9	37	7

PASSING	Att	Cmp	Pct	Yards	Yds/Att	TD	Int	Lg	Sk/Yds	Rating
K. Collins	278	160	57.6	1823	6.56	14	8	80t	13/91	82.2
Young	156	93	59.6	1255	8.04	10	3	71t	13/80	98.6
Smith	40	20	50.0	200	5.00	0	4	52	1/0	25.0
Team	474	273	57.6	3278	6.92	24	15	80t	27/171	82.6
Opponents	625	410	65.6	4304	6.89	23	17	75t	40/272	86.4

RECEIVING	No	Yds	Avg	Lg	TD
C. Johnson	44	245	5.6	25	1
Britt	42	775	18.5	80t	9
Washington	42	687	16.4	71t	6
Scaife	36	318	8.8	30	4
Cook	29	361	12.4	36	1
Moss LG	28	393	14.0	37t	5
Moss TM	6	80	13.3	26	0
Gage	20	266	13.3	30	1
Williams	16	219	13.7	39	0
Hall	15	100	6.7	19	0
Stevens	11	122	11.1	28	2
Ringer	7	44	6.3	9	0
L. Hawkins	5	61	12.2	24	0
Team	273	3278	12.0	80t	24
Opponents	410	4304	10.5	75t	23

INTERCEPTIONS	No	Yds	Avg	Lg	TD
Griffin	4	50	12.5	28	0
Verner	3	41	13.7	19	0
Finnegan	2	41	20.5	41t	1
McCourt	2	11	5.5	11	0
Witherspoon	2	11	5.5	9	0
Hope	1	32	32.0	32	0
Tulloch	1	18	18.0	18	0
Fuller	1	0	0.0	0	0
Marks	1	-6	-6.0	-6	0
Team	17	198	11.6	41t	1
Opponents	15	120	8.0	54t	1

PUNTING	No	Yds	Avg	Net	TB	In	Lg	B
Kern	77	3302	42.9	39.1	4	24	68	0
Team	77	3302	42.9	39.1	4	24	68	0
Opponents	61	2618	42.9	34.6	9	15	68	1

PUNT RETURNS	No	FC	Yds	Avg	Lg	TD
Mariani	27	17	329	12.2	87t	1
Team	27	17	329	12.2	87t	1
Opponents	35	16	214	6.1	29	0

KICKOFF RETURNS	No	Yds	Avg	Lg	TD
Mariani	60	1530	25.5	98t	1
Hall	2	21	10.5	15	0
Cook	1	3	3.0	3	0
Gage	1	2	2.0	2	0
Team	64	1556	24.3	98t	1
Opponents	56	1389	24.8	97t	1

FIELD GOALS	1-19	20-29	30-39	40-49	50+
Bironas	0/0	6/6	8/9	8/8	2/3
Team	0/0	6/6	8/9	8/8	2/3
Opponents	1/1	10/10	15/15	11/17	2/5

Bironas/Titans: (43G) (21G) (48G,22G) (35N,55G,46G) (52G, 40G) (26G,33G,36G)(41G,38G,33G) (21G) (40G) (25G, 32G,40G) () (37G,30G) () (30G) () (26G,42G,61N) OPP: (34G,30G,53N) (36G,34G,25G,27G) (53N,50G,44N) (36G,36G,35G,36G)(51G,44N,26G) (33G) (25G,46G,46G,28G) (34G,36G) (23G,26G,42G)(19G,51N,40G,42G,47N,48G) (35G,33G) (26G,49B,48N) (21G,28G,47G) (37G) (35G,47N,42G) (48G,44G,43G)

SACKS

Babin 12.5, Ball 7, T. Brown 3.5, Jones 3.5, Ford 3, Witherspoon 3, Hayes 1.5, McRath 1.5, Morgan 1.5, Finnegan 1, Hope 1, Tulloch 1

Titans 40, Opponents 27

TACKLES (Solo-Assists-Total)

Tulloch 121-48-169, Griffin 99-54-153, Hope 85-48-133, Verner 76-27-103, Finnegan 76-24-100, Witherspoon 65-34-99, Babin 56-37-93, Ford 38-29-67, Jones 36-25-61, McRath 45-15-60, Ball 32-27-59, Haye 30-22-52, Marks 27-23-50, Hayes 27-22-49, McCourt 36-9-45, Brown 18-17-35, Fuller 22-10-32, Douglas 14-16-30, Shaw 7-4-11, Morgan 6-4-10, Sheppard 4-5-9, Winborn 4-4-8, Gordon 2-2-4, Mouton 3-0-3, Allred 2-1-3

Team Totals: 931-507-1,438

USUAL STARTING LINEUP

OFFENSE

WR Nate Washington (85)

LT Michael Roos (71)

LG Leroy Harris (64)

C Eugene Amano (54)

RG Jake Scott (73)

RT David Stewart (76)

TE Craig Stevens (88)/Bo Scaife (80)

WR Justin Gage (12)/Kenny Britt (18)

FB Ahmard Hall (45)

QB Vince Young (10)/Kerry Collins (5)

RB Chris Johnson (28)

DEFENSE

LE Jason Babin (93)

LT Jason Jones (91)

RT Tony Brown (97)

RE Dave Ball (98)

LLB Gerald McRath (51)

MLB Stephen Tulloch (55)

RLB Will Witherspoon (92)

LCB Alterraun Verner (20)

RCB Cortland Finnegan (31)

SS Chris Hope (24)

FS Michael Griffin (33)

SPECIALISTS

K Rob Bironas (2)

P Brett Kern (6)

KR/PR Marc Mariani (83)

Pro Bowl

All-Pro

GM: Mike Reinfeldt; Head Coach: Jeff Fisher

Asst. Coaches: Mike Heimerdinger (off. coord.), Chuck Cecil (def. coord.), Craig Johnson (asst. head coach/RB), Dave McGinnis (asst. head coach/LB), Steve Watterson (asst. head coach/strength & conditioning), Marty Galbraith (ST asst.), Fred Graves (WR), Tim Hauck (asst. secondary), Dowell Loggains (QB/passing game), Alan Lowry (ST), Mike Munchak (OL), Marcus Robertson (secondary), Rayna Stewart (def. asst./qual. ctrl.), Jim Washburn (DL), Richie Weissman (qual. control/off.), John Zernelt (TE)

AMERICAN FOOTBALL CONFERENCE STANDINGS

AFC EAST	W	L	T	PCT.
New England	14	2	0	.875
* New York Jets	11	5	0	.688
Miami	7	9	0	.438
Buffalo	4	12	0	.250
AFC NORTH	W	L	T	Pct
Pittsburgh	12	4	0	.750
* Baltimore	12	4	0	.750
Cleveland	5	11	0	.313
Cincinnati	4	12	0	.250
AFC SOUTH	W	L	T	Pct
Indianapolis	10	6	0	.625
Jacksonville	8	8	0	.500
Houston	6	10	0	.375
Tennessee	6	10	0	.375
AFC WEST	W	L	T	Pct
Kansas City	10	6	0	.625
San Diego	9	7	0	.563
Oakland	8	8	0	.500
Denver	4	12	0	.250

NATIONAL FOOTBALL CONFERENCE STANDINGS

NFC EAST	W	L	T	PCT.
Philadelphia	10	6	0	.625
New York Giants	10	6	0	.625
Dallas	6	10	0	.375
Washington	6	10	0	.375
NFC NORTH	W	L	T	Pct
Chicago	11	5	0	.688
* Green Bay	10	6	0	.625
Detroit	6	10	0	.375
Minnesota	6	10	0	.375
NFC SOUTH	W	L	T	Pct
Atlanta	13	3	0	.813
* New Orleans	11	5	0	.688
Tampa Bay	10	6	0	.625
Carolina	2	14	0	.125
NFC WEST	W	L	T	Pct
Seattle	7	9	0	.438
St. Louis	7	9	0	.438
San Francisco	6	10	0	.375
Arizona	5	11	0	.313

\* Wild Card for Playoffs

2009 SEASON (8-8 REGULAR SEASON, 0-0 PLAYOFFS) • 3RD PLACE AFC SOUTH

DATE	OPPONENT	SCORE	W/L	ATT
Sep. 10	at Pittsburgh	10-13*	L	65,110
Sep. 20	HOUSTON	31-34	L	69,143
Sep. 27	at NY Jets	17-24	L	75,863
Oct. 4	at Jacksonville	17-37	L	49,014
Oct. 11	INDIANAPOLIS	9-31	L	69,143
Oct. 18	at New England	0-59	L	68,756
Oct. 25	BYE			
Nov. 1	JACKSONVILLE	30-13	W	69,143
Nov. 8	at San Francisco	34-27	W	69,732
Nov. 15	BUFFALO	41-17	W	69,143
Nov. 23	at Houston	20-17	W	71,153
Nov. 29	ARIZONA	20-17	W	69,143
Dec. 6	at Indianapolis	17-27	L	66,321
Dec. 13	ST. LOUIS	47-7	W	69,143
Dec. 20	MIAMI	27-24*	W	69,143
Dec. 25	SAN DIEGO	17-42	L	69,143
Jan. 3	at Seattle	17-13	W	67,002
* Overtime				

	TITANS	OPP
Total First Downs	288	323
Rushing	115	89
Passing	154	210
Penalty	19	24
3rd Down: Made/Att	89/214	89/218
3rd Down Pct.	41.6	40.8
4th Down: Made/Att	12/22	12/17
4th Down Pct.	54.5	70.6
Possession Avg.	28:27	31:33
Total Net Yards	5623	5850
Avg. Per Game	351.4	365.6
Total Plays	990	1038
Avg. Per Play	5.7	5.6
Net Yards Rushing	2592	1711
Avg. Per Game	162.0	106.9
Total Rushes	499	402
Net Yards Passing	3031	4139
Avg. Per Game	189.4	258.7
Sacked/Yards Lost	15/73	32/224
Gross Yards	3104	4363
Att./Completions	476/271	604/404
Completion Pct.	56.9	66.9
Had Intercepted	15	20
Punts/Average	69/43.4	76/44.3
Net Punting Avg.	69/38.7	76/39.5
Penalties/Yards	98/821	94/724
Fumbles/Ball Lost	27/16	20/7
Touchdowns	39	48
Rushing	19	16
Passing	16	31
Returns	4	1

BY PERIODS	1	2	3	4	OT	PTS
Titans	77	103	67	104	3	354
Opponents	82	169	77	71	3	402

SCORING	TD	RU	PA	RT	PAT	FG	S	TP
Bironas	0	0	0	0	37/37	27/32	0	118
Johnson	16	14	2	0	0	0	0	98
Washington	6	0	6	0	0	0	0	36
Britt	3	0	3	0	0	0	0	18
Gage	3	0	3	0	0	0	0	18
Fuller	2	0	0	2	0	0	0	12
White	2	2	0	0	0	0	0	12
Young	2	2	0	0	0	0	0	12
Collins	1	1	0	0	0	0	0	6
Crumpler	1	0	1	0	0	0	0	6
Finnegan	1	0	0	1	0	0	0	6
Hood	1	0	0	1	0	0	0	6
Scaife	1	0	1	0	0	0	0	6
Titans	39	19	16	4	37/37	27/32	0	354
Opp.	48	16	31	1	46/47	22/27	0	402

2-Pt Conversions: Johnson, Titans 1-2, Opponents 1-1

FUM/Lost: Young 8/2, Mouton 4/2, Collins 3/2, Johnson 3/3, Hall 2/2, Britt 1/1, Crumpler 1/1, Finnegan 1/0, Pearman 1/1, Scaife 1/1, Washington 1/0, White 1/1

RUSHING	No	Yds	Avg	Lg	TD
Johnson	358	2006	5.6	91t	14
Young	55	281	5.1	44	2
White	64	222	3.5	11	2
Ringer	8	48	6.0	32	0
Collins	11	15	1.4	10t	1
Washington	2	15	7.5	14	0
Hall	1	5	5.0	5	0
Team	499	2592	5.2	91t	19
Opponents	402	1711	4.3	80t	16

PASSING	Att	Cmp	Pct	Yards	Yds/Att	TD	Int	Lg	Sk/Yds	Rating
Young	259	152	58.7	1879	7.25	10	7	66t	9/36	82.8
Collins	216	119	55.1	1225	5.67	6	8	69t	6/37	65.5
Johnson	1	0	0.0	0	0.00	0	0	---	0/0	39.6
Team	476	271	56.9	3104	6.52	16	15	69t	15/73	74.8
Opponents	604	404	66.9	4363	7.22	31	20	72t	32/224	91.2

RECEIVING	No	Yds	Avg	Lg	TD
Johnson	50	503	10.1	69t	2
Washington	47	569	12.1	35	6
Scaife	45	440	9.8	27	1
Britt	42	701	16.7	57	3
Gage	28	383	13.7	49	3
Crumpler	27	222	8.2	27	1
Hall	12	79	6.6	15	0
Cook	9	74	8.2	17	0
Hawkins	7	110	15.7	32	0
White	3	14	4.7	7	0
M. Jones	1	9	9.0	9	0
Team	271	3104	11.5	69t	16
Opponents	404	4363	10.8	72t	31

INTERCEPTIONS	No	Yds	Avg	Lg	TD
Finnegan	5	194	38.8	80	1
Hood	3	91	30.3	43	1
Fuller	3	71	23.7	45t	2
Bulluck	3	45	15.0	23	0
Hope	3	24	8.0	24	0
Harper	1	4	4.0	4	0
Griffin	1	3	3.0	3	0
McRath	1	1	1.0	1	0
Team	20	433	21.7	80	4
Opponents	15	121	8.1	26	0

PUNTING	No	Yds	Avg	Net	TB	In	Lg	B
Kern LG	64	2910	45.5	38.5	10	27	67	0
Kern TM	37	1665	45.0	41.4	4	18	67	0
Hodges TM	22	868	39.5	31.8	2	1	50	0
Hentrich	9	422	46.9	44.1	0	3	60	0
Bironas	1	40	40.0	40.0	0	0	40	0
Team	69	2995	43.4	38.7	6	22	67	0
Opponents	76	3364	44.3	39.5	7	32	64	0

PUNT RETURNS	No	FC	Yds	Avg	Lg	TD
Pearman	11	8	112	10.2	18	0
Kaesviharn	9	8	34	3.8	10	0
Mouton	6	3	37	6.2	15	0
Finnegan	4	1	14	3.5	11	0
M. Jones	3	2	23	7.7	15	0
Team	33	22	220	6.7	18	0
Opponents	29	17	208	7.2	37	0

KICKOFF RETURNS	No	Yds	Avg	Lg	TD
Britt	24	523	21.8	56	0
M. Jones	13	264	20.3	27	0
Ringer	9	181	20.1	25	0
Pearman	8	174	21.8	27	0
Griffin	6	143	23.8	31	0
Crumpler	3	20	6.7	15	0
McCourty	3	72	24.0	27	0
Hall	1	12	12.0	12	0
Mouton	1	14	14.0	14	0
Stevens	1	14	14.0	14	0
Team	69	1417	20.5	56	0
Opponents	71	1714	24.1	99t	1

FIELD GOALS	1-19	20-29	30-39	40-49	50+
Bironas	0/0	8/8	4/6	10/12	5/6
Team	0/0	8/8	4/6	10/12	5/6
Opponents	0/0	9/9	8/9	4/6	1/3

Bironas/Titans: (37N,31B,45G) (40G) (38G) (29G) (49G,43G,46G) () (48G,25G,45G) (21G,28G) (38G,60N,51G) (50G,49N,53G) (52G,24G) (20G) (27G,34G,36G,50G) (24G,46G) (46G) (47N,47G)  
Opponents: (32G,33G) (38G,23G) (30G) (22G,50G,55N,33G) (23G) (39N,33G) () (40G,25G) (25G) (49N,26G,49N) (41G) (43G,52N,36G) () (23G,28G,45G) () (35G,20G)

SACKS  
Ford 5.5, T. Brown 5, Hayes 4, J. Jones 4, Vanden Bosch 3, Hope 2, Tulloch 2, Fuller 1, Griffin 1, Marks 1, Kears 1, Marks 1, Thornton 1, (group) 1, Haye 0.5  
Titans 32, Opponents 15

TACKLES (Solo-Assists-Total)  
Tulloch 95-37-132, Bulluck 83-35-118, Griffin 62-46-108, Hope 70-25-95, Vanden Bosch 41-45-86, W. Hayes 51-31-82, Harper 69-8-77, Finnegan 57-19-76, Brown 36-25-61, Thornton 46-14-60, J. Haye 29-26-55, Vickerson 24-25-49, Ball 19-19-38, Ford 22-16-38, McRath 25-13-38, Fuller 25-8-33, McCourty 20-10-30, Marks 9-14-23, J. Jones 15-6-21, Hood 14-4-18, Mouton 9-8-17, Allred 6-9-15, Kaesviharn 10-3-13, Kears 5-6-11, C. Williams 5-2-7, Amato 0-0-0, Kegl 0-0-0, Nickey 0-0-0  
Team Totals: 847-454-1,301

USUAL STARTING LINEUP

OFFENSE  
WR Nate Washington (85)  
LT Michael Roos (71)  
LG Eugene Amano (54)  
C Kevin Mawae (68)  
RG Jake Scott (73)  
RT David Stewart (76)  
TE Bo Scaife (80)/Alge Crumpler (83)  
WR Justin Gage (12)  
FB Ahmad Hall (45)  
QB Vince Young (10)  
RB Chris Johnson (28)

DEFENSE  
LE William Hayes (95)  
LT Jovan Haye (75)  
RT Tony Brown (97)  
RE Kyle Vanden Bosch (93)  
LLB David Thornton (50)  
MLB Stephen Tulloch (55)  
RLB Keith Bulluck (53)  
LCB Nick Harper (20)  
RCB Cortland Finnegan (31)  
SS Chris Hope (24)  
FS Michael Griffin (33)

SPECIALISTS

K Rob Bironas (2)  
P Brett Kern (6)

Pro Bowl

All-Pro

GM: Mike Reinfeldt; Head Coach: Jeff Fisher  
Asst. Coaches: Mike Heimerdinger (off. coord.), Chuck Cecil (def. coord.), Dave McGinnis (asst. head coach/LB), Steve Watterson (asst. head coach/strength & conditioning), Earnest Byner (RB), Marty Galbraith (ST asst.), Fred Graves (WR), Tim Hauck (asst. secondary), Craig Johnson (QB), Dowell Loggains (off. qual. ctl.), Alan Lowry (ST), Mike Munchak (OL), Marcus Robertson (secondary), Rayna Stewart (def. asst./qual ctl.), Jim Washburn (DL), Richie Wessman (off. asst.), John Zernelt (TE)

AMERICAN FOOTBALL CONFERENCE STANDINGS

AFC EAST	W	L	T	PCT.
New England	10	6	0	.625
* N.Y. Jets	9	7	0	.563
Miami	7	9	0	.438
Buffalo	6	10	0	.375
AFC NORTH	W	L	T	Pct.
Cincinnati	10	6	0	.625
* Baltimore	9	7	0	.563
Pittsburgh	9	7	0	.563
Cleveland	5	11	0	.313
AFC SOUTH	W	L	T	PCT.
Indianapolis	14	2	0	.875
Houston	9	7	0	.563
Tennessee	8	8	0	.500
Jacksonville	7	9	0	.438
AFC WEST	W	L	T	PCT.
San Diego	13	3	0	.813
Denver	8	8	0	.500
Oakland	5	11	0	.313
Kansas City	4	12	0	.250

NATIONAL FOOTBALL CONFERENCE STANDINGS

NFC EAST	W	L	T	PCT.
Dallas	11	5	0	.688
* Philadelphia	11	5	0	.688
N.Y. Giants	8	8	0	.500
Washington	4	12	0	.250
NFC NORTH	W	L	T	Pct.
Minnesota	12	4	0	.813
* Green Bay	11	5	0	.688
Chicago	7	9	0	.438
Detroit	2	14	0	.125
NFC SOUTH	W	L	T	PCT.
New Orleans	13	3	0	.813
Atlanta	9	7	0	.563
Carolina	8	8	0	.500
Tampa Bay	3	13	0	.188
NFC WEST	W	L	T	PCT.
Arizona	10	6	0	.625
San Francisco	8	8	0	.500
Seattle	5	11	0	.313
St. Louis	1	15	0	.063

\* Wild Card for Playoffs

2008 SEASON (13-3 REGULAR SEASON, 0-1 PLAYOFFS) • 1ST PLACE AFC SOUTH

DATE	OPPONENT	SCORE	W/L	ATT
Sep. 7	JACKSONVILLE	17-10	W	69,143
Sep. 14	at Cincinnati	24-7	W	65,540
Sep. 21	HOUSTON	31-12	W	69,143
Sep. 28	MINNESOTA	30-17	W	69,143
Oct. 5	at Baltimore	13-10	W	71,131
Oct. 12	BYE			
Oct. 19	at Kansas City	34-10	W	74,200
Oct. 27	INDIANAPOLIS	31-21	W	69,143
Nov. 2	GREEN BAY	19-16*	W	69,143
Nov. 9	at Chicago	21-14	W	62,124
Nov. 16	at Jacksonville	24-14	W	65,258
Nov. 23	NY JETS	13-34	L	69,143
Nov. 27	at Detroit	47-10	W	60,112
Dec. 7	CLEVELAND	28-9	W	69,143
Dec. 14	at Houston	12-13	L	70,831
Dec. 21	PITTSBURGH	31-14	W	69,143
Dec. 28	at Indianapolis	0-23	L	66,721
Jan. 10	BALTIMORE	10-13	L	69,143

\* Overtime

	TITANS	OPP
Total First Downs	268	276
Rushing	108	81
Passing	143	166
Penalty	17	29
3rd Down: Made/Att	78/216	79/226
3rd Down Pct.	36.1	35.0
4th Down: Made/Att	5/11	8/18
4th Down Pct.	45.5	44.4
Possession Avg.	29:09	30:51
Total Net Yards	5018	4698
Avg. Per Game	313.6	293.6
Total Plays	973	1022
Avg. Per Play	5.2	4.6
Net Yards Rushing	2199	1502
Avg. Per Game	137.4	93.9
Total Rushes	508	403
Avg. Per Play	4.3	3.7
Net Yards Passing	2819	3196
Avg. Per Game	176.2	199.8
Sacked/Yards Lost	12/83	44/262
Gross Yards	2902	3458
Att./Comp.	453/265	575/342
Completion Pct.	58.5	59.5
Had Intercepted	9	20
Punts/Average	87/42.8	87/42.3
Net Punting Avg.	36.5	36.2
Penalties/Yards	108/855	93/750
Fumbles/Ball Lost	18/8	28/11
Touchdowns	41	25
Rushing	24	12
Passing	13	12
Returns	4	1

BY PERIODS	1	2	3	4	OT	PTS
Titans	63	119	67	123	3	375
Opponents	49	87	34	64	0	234

SCORING	TD	RU	PA	RT	PAT	FG	S	TP
Bironas	0	0	0	0	40/40	29/33	0	127
White	15	15	0	0	0/0	0/0	0	90
Johnson	10	9	1	0	0/0	0/0	0	60
Gage	6	0	6	0	0/0	0/0	0	36
Hall	2	0	2	0	0/0	0/0	0	14
Scaife	2	0	2	0	0/0	0/0	0	12
Griffin	1	0	2	1	0/0	0/0	0	6
Ball	1	0	0	1	0/0	0/0	0	6
Jones	1	0	1	0	0/0	0/0	0	6
Finnegan	1	0	0	1	0/0	0/0	0	6
Bulluck	1	0	0	1	0/0	0/0	0	6
Crumpler	1	0	1	0	0/0	0/0	0	6
Titans	41	24	13	4	40/40	29/33	0	375
Opponents	25	12	12	1	24/24	20/30	0	234

2-point conversions: Hall, Titans 1-1, Opponents 0-1

FUM/Lost: Collins 5/1, Carr 2/0, McCareins 2/2, Young 2/0, Crumpler 1/0, Hall 1/1, Hentrich 1/1, C. Johnson 1/1, Mawae 1/1, Scaife 1/0, White 1/1

RUSHING	No	Yds	Avg	Lg	TD
Johnson	251	1228	4.9	66t	9
White	200	773	3.9	80t	15
Ganther	9	61	6.8	22	0
Collins	25	49	2.0	17	0
Jones	2	35	17.5	28	0
Young	8	27	3.4	8	0
Hall	8	21	2.6	6	0
McCareins	2	8	4.0	4	0

PASSING	Att	Cmp	Pct	Yards	Yds/Att	TD	Int	Lg	Sk/Yds	Rating
K.Collins	415	242	58.3	2676	6.4	12	7	56t	8/60	80.2
V.Young	36	22	61.1	219	6.1	1	2	54	3/13	64.5
C.Simms	2	1	50.0	7	3.5	0	0	7	1/10	78.8
Titans	453	265	58.5	2902	6.4	13	9	56t	12/83	78.8
Opponents	575	342	59.5	3458	6.0	12	20	65	44/262	69.2

Henry	1	3	3.0	3	0
Hentrich	2	-6	-3.0	0	0
Titans	508	2199	4.3	80t	24
Opponents	403	1502	3.7	61t	12

RECEIVING	No	Yds	Avg	Lg	TD
Scaife	58	561	9.7	44	2
Johnson	43	260	6.0	25	1
Jones	41	449	11.0	40	1
Gage	34	651	19.1	56t	6
McCareins	30	412	13.7	37	0
Crumpler	24	257	10.7	28	1
Hall	13	138	10.6	54	2
Hawkins	7	68	9.7	19	0
Ganther	6	43	7.2	15	0
White	5	16	3.2	7	0
Davis	2	31	15.5	21	0
Stevens	1	9	9.0	9	0
Williams	1	7	7.0	7	0
Titans	265	2902	11.0	56t	13
Opponents	342	3458	10.1	65	12

INTERCEPTIONS	No	Yds	Avg	Lg	TD
Griffin	7	172	24.6	83t	1
Finnegan	5	100	20.0	99t	1
Hope	4	53	13.3	39	0
Harper	2	11	5.5	15.0	0
Ball	1	15	15.0	15t	1
Carr	1	0	0.0	0	0
Titans	20	351	17.6	99t	3
Opponents	9	88	9.8	33	0

PUNTING	No	Yds	Avg	Net	TB	In	Lg	B
Hentrich	87	3725	42.8	36.5	13	27	75	0
Titans	87	3725	42.8	36.5	13	27	75	0
Opponents	87	3676	42.3	36.2	10	28	66	1

PUNT RETURNS	No	FC	Yds	Avg	Lg	TD
Carr	32	20	323	10.1	44	0
Davis	2	1	6	3.0	9	0
Titans	34	21	329	9.7	44	0
Opponents	32	20	290	9.1	34	0

KICKOFF RETURNS	No	Yds	Avg	Lg	TD
Carr	35	984	28.1	52	0
Hawkins	7	130	18.6	23	0
Davis	4	119	29.8	33	0
Griffin	2	32	16.0	28	0
Hall	2	21	10.5	13	0
Johnson	1	17	17.0	17	0
Stevens	1	16	16.0	16	0
Titans	52	1319	25.4	52	0
Opponents	61	1524	25.0	59	0

FIELD GOALS	1-19	20-29	30-39	40-49	50+
Bironas	0-0	6-6	7-7	15-19	1-1
Titans	0-0	6-6	7-7	15-19	1-1
Opponents	0-0	9-10	6-10	4-8	1-2

Bironas/Titans: (47G) (34G) (44G) (20G, 32G, 49G) (35G, 26G) (49G, 46G) (34G, 44G, 43N, 48G) (31G, 25G, 22G, 47N, 41G) (49N) (32G) (43G, 49G) (49G, 41G, 45G, 43G) ( ) (26G, 23G, 51G, 34G, ) (42G) (48N)  
Opponents: (37N,27G) (37N) (44G, 24G) (42G, 48N) (38G, 45N) (39N, 26G) ( ) (23G, 25G, 38G) (48B) ( ) (20G, 30G) (53G) (47G, 41G, 44N, 39G) (32G, 26N, 24G) (33N) (28G, 21G, 38G)

SACKS  
Haynesworth 8.5, Ford 7, J. Jones 5, Ball 4.5, Vanden Bosch 4.5, Brown 4, Kearse 3.5, Vickerson 1.5, Finnegan 1, Griffin 1, Hayes 1, Hope 1, Tulloch 1, Bulluck 0.5  
Titans 44, Opponents 12

TACKLES (Solo-Assists-Total)  
Bulluck 83-37-120, Tulloch 62-36-98, Hope 71-22-93, Thornton 63-30-93, Griffin 49-32-81, Harper 70-10-80, Finnegan 61-18-79, Haynesworth 45-30-75, Brown 41-32-73, Ball 22-29-51, Jones 28-21-49, Kearse 35-13-48, Vanden Bosch 16-30-46, Ford 27-18-45, Fuller 35-8-43, Carr 24-9-33, Fowler 14-13-27, Vickerson 10-13-23, Hayes 13-8-21, King 9-1-10, Allred 7-1-8, Nickey 3-3-6, Keglari 3-2-5, Stamer 1-1-2, Amato 0-0-0, Gordon 0-0-0, Hill 0-0-0, Williams 0-0-0  
Team Totals: 792-417-1209

USUAL STARTING LINEUP

OFFENSE  
WR Justin McCareins (19)  
LT Michael Roos (71)  
LG Eugene Amano (54)  
C Kevin Mawae (68)  
RG Jake Scott (73)  
RT David Stewart (76)  
TE Alge Crumpler (83)  
WR Justin Gage (12)  
FB Ahmad Hall (45)  
QB Kerry Collins (5)  
RB Chris Johnson (28)

DEFENSE  
LE Jevon Kearse (90)  
LT Tony Brown (97)  
RT Albert Haynesworth (92)  
RE Kyle Vanden Bosch (93)  
LLB David Thornton (50)  
MLB Stephen Tulloch (55)  
RLB Keith Bulluck (53)  
LCB Nick Harper (20)  
RCB Cortland Finnegan (31)  
SS Chris Hope (24)  
FS Michael Griffin (33)

SPECIALISTS  
K Rob Bironas (2)  
P Craig Hentrich (15)

Pro Bowl  
All-Pro

GM: Mike Reinfeldt; Head Coach: Jeff Fisher  
Asst. Coaches: Mike Heimerdinger (off. coord.), Jim Schwartz (def. coord.), Dave McGinnis (asst. head coach/LB), Bart Andrus (off. asst.), Matt Burke (def. asst./qual. ctl.), Earnest Byner (RB), Chuck Cecil (DB), Marty Galbraith (ST asst.), Fred Graves (WR), Craig Johnson (QB), Dowell Loggains (off. qual. ctl.), Alan Lowry (ST), Mike Munchak (OL), Marcus Robertson (asst. secondary), Jim Washburn (DL), Steve Watterson (asst. head coach/strength & conditioning), John Zernhelt (TE)

AMERICAN FOOTBALL CONFERENCE STANDINGS				
AFC EAST	W	L	T	PCT.
Miami	11	5	0	.688
New England	11	5	0	.688
N.Y. Jets	9	7	0	.563
Buffalo	7	9	0	.438
AFC NORTH	W	L	T	Pct.
Pittsburgh	12	4	0	.750
* Baltimore	11	5	0	.688
Cincinnati	4	11	0	.281
Cleveland	4	12	0	.250
AFC SOUTH	W	L	T	PCT.
Tennessee	13	3	0	.813
* Indianapolis	12	4	0	.750
Houston	8	8	0	.500
Jacksonville	5	11	0	.313
AFC WEST	W	L	T	PCT.
San Diego	8	8	0	.500
Denver	8	8	0	.500
Oakland	5	11	0	.313
Kansas City	2	14	0	.125

NATIONAL FOOTBALL CONFERENCE STANDINGS				
NFC EAST	W	L	T	PCT.
N.Y. Giants	12	4	0	.750
* Philadelphia	9	6	1	.594
Dallas	9	7	0	.563
Washington	8	8	0	.500
NFC NORTH	W	L	T	Pct.
Minnesota	10	6	0	.625
Chicago	9	7	0	.563
Green Bay	6	10	0	.375
Detroit	0	16	0	.000
NFC SOUTH	W	L	T	PCT.
Carolina	12	4	0	.750
* Atlanta	11	5	0	.688
Tampa Bay	9	7	0	.563
New Orleans	8	8	0	.500
NFC WEST	W	L	T	PCT.
Arizona	9	7	0	.563
San Francisco	7	9	0	.438
Seattle	4	12	0	.250
St. Louis	2	14	0	.125

\* Wild Card for Playoffs



2007 SEASON (10-6 REGULAR SEASON, 0-1 PLAYOFFS) • 3RD PLACE AFC SOUTH

DATE	OPPONENT	SCORE	W/L	ATT
Sep. 9	at Jacksonville	13-10	W	65,437
Sep. 16	INDIANAPOLIS	20-22	L	69,143
Sep. 24	at New Orleans	31-14	W	70,002
Sep. 30	BYE			
Oct. 7	ATLANTA	20-13	W	69,143
Oct. 14	at Tampa Bay	10-13	L	65,347
Oct. 21	at Houston	38-36	W	70,734
Oct. 28	OAKLAND	13-9	W	69,143
Nov. 4	CAROLINA	20-7	W	69,143
Nov. 11	JACKSONVILLE	13-28	L	69,143
Nov. 19	at Denver	20-34	L	76,590
Nov. 25	at Cincinnati	6-35	L	65,489
Dec. 2	HOUSTON	28-20	W	69,143
Dec. 9	SAN DIEGO	17-23*	L	69,143
Dec. 16	at Kansas City	26-17	W	74,976
Dec. 23	N.Y. JETS	10-6	W	69,143
Dec. 30	at Indianapolis	16-10	W	57,202
Jan. 6	at San Diego	6-17	L	65,640

\* Overtime

	TITANS	OPP
Total First Downs	306	268
Rushing	118	80
Passing	171	165
Penalty	17	23
3rd Down: Made/Att	89/217	97/230
3rd Down Pct.	41.0	42.2
4th Down: Made/Att	2/11	8/16
4th Down Pct.	18.2	50.0
Possession Avg.	31:38	28:22
Total Net Yards	4987	4665
Avg. Per Game	311.7	291.6
Total Plays	1037	978
Avg. Per Play	4.8	4.8
Net Yards Rushing	2109	1478
Avg. Per Game	131.8	92.4
Total Rushes	543	369
Avg. Per Play	3.9	4.0
Net Yards Passing	2878	3187
Avg. Per Game	179.9	199.2
Sacked/Yards Lost	30/199	40/241
Gross Yards	3077	3428
Att./Comp.	464/288	569/349
Completion Pct.	62.1	61.3
Had Intercepted	17	22
Punts/Average	73/41.9	81/44.6
Net Punting Avg.	36.5	37.6
Penalties/Yards	101/773	90/745
Fumbles/Ball Lost	32/17	26/12
Touchdowns	28	35
Rushing	17	11
Passing	9	21
Returns	2	3

BY PERIODS	1	2	3	4	OT	PTS
Titans	59	64	98	80	0	301
Opponents	65	78	64	84	6	297

SCORING	TD	RU	PA	RT	PAT	FG	S	TP
Bironas	0	0	0	0	28/28	35/39	0	133
White	7	7	0	0	0/0	0/0	0	42
C.Brown	5	5	0	0	0/0	0/0	0	30
R.Williams	4	0	4	0	0/0	0/0	0	24
Young	3	3	0	0	0/0	0/0	0	18
Henry	2	2	0	0	0/0	0/0	0	12
Jones	2	0	2	0	0/0	0/0	0	12
Fuller	2	0	0	2	0/0	0/0	0	12
Gage	2	0	2	0	0/0	0/0	0	12
Scaife	1	0	1	0	0/0	0/0	0	6
Titans	28	17	9	2	28/28	35/39	0	301
Opponents	35	11	21	3	31/33	18/25	0	297

2-point conversions: Titans 0-0, Opponents 1-1

FUM/LOST: Young 10/3, Davis 6/3, White 5/5, Mawae 2/1, Scaife 2/2, Bell 1/1, C. Brown 1/1, Bulluck 1/0, Collins 1/1, Gage 1/0, Griffin 1/0, B. Jones 1/0, M. Williams (LG) 1/1

RUSHING	No	Yds	Avg	Lg	TD
White	303	1110	3.7	28	7
C.Brown	102	462	4.5	42	5
Young	93	395	4.2	21	3
Henry	31	119	3.8	24t	2
Jones	2	37	18.5	19	0
Davis	2	19	9.5	14	0
Hall	1	8	8.0	8	0
Barclay	1	3	3.0	3	0
Troupe	1	-1	-1.0	-1	0
Collins	3	-3	-1.0	-1	0
Hentrich	1	-8	-8.0	-8	0

PASSING	Att	Cmp	Pct	Yards	Yds/Att	TD	Int	Lg	Sk/Yds	Rating
Young	382	238	62.3	2546	6.7	9	17	73	25/157	71.1
Collins	82	50	61.0	531	6.5	0	0	46	5/42	79.9
Titans	464	268	62.1	3077	6.6	9	17	73	30/199	72.6
Opponents	569	349	61.3	3428	6.0	21	22	69t	40/241	74.5

Bell	1	-15	-15.0	-15	0
R.Williams	2	-17	-8.5	-6	0
Titans	543	2109	3.9	42	17
Opponents	369	1478	4.0	62t	11

RECEIVING	No	Yds	Avg	Lg	TD
Gage	55	750	13.6	73	2
R.Williams	55	719	13.1	48	4
Scaife	46	421	9.2	26	1
Moulds	32	342	10.7	46	0
Jones	21	248	11.8	35t	2
White	20	114	5.7	15	0
C.Brown	19	128	6.7	16	0
Hartstock	12	138	11.5	27	0
Hall	9	60	6.7	11	0
Henry	6	53	8.8	18	0
Troupe	5	47	9.4	13	0
Davis	5	38	7.6	13	0
Barclay	2	13	6.5	7	0
Ealy	1	6	6.0	6	0
Titans	288	3077	10.7	73	9
Opponents	349	3428	9.8	69t	21

INTERCEPTIONS	No	Yds	Avg	Lg	TD
Bulluck	5	63	12.6	35	0
Harper	3	62	20.7	32	0
Griffin	3	3	1.0	3	0
Fuller	2	137	68.5	76t	2
Hope	2	45	22.5	45	0
Lowry	2	18	9.0	17	0
Thornton	2	16	8.0	11	0
Finnegan	1	14	14.0	14	0
Hill	1	0	0.0	0	0
LaBoy	1	0	0.0	0	0
Titans	22	358	16.3	76t	2
Opponents	17	116	6.8	23	0

PUNTING	No	Yds	Avg	Net	TB	In	Lg	B
Hentrich	70	2939	42.0	36.5	6	24	66	0
Miller	3	121	40.3	37.0	0	1	52	0
Titans	73	3060	41.9	36.5	6	25	66	0
Opponents	81	3615	44.6	37.6	10	23	70	0

PUNT RETURNS	No	FC	Yds	Avg	Lg	TD
Davis	31	12	293	9.5	39	0
Jones	6	0	29	4.8	13	0
Barclay	3	1	34	11.3	19	0
Finnegan	2	3	11	5.5	9	0
Titans	42	16	367	8.7	39	0
Opponents	31	16	274	8.8	80t	1

KICKOFF RETURNS	No	Yds	Avg	Lg	TD
Griffin	18	422	23.4	48	0
Barclay	14	304	21.7	37	0
Henry	13	272	20.9	46	0
Davis	2	37	18.5	19	0
Troupe	2	21	10.5	12	0
Lowry	1	15	15.0	15	0
Hartsock	1	14	14.0	14	0
Cramer	1	13	13.0	13	0
Titans	52	1098	21.1	48	0
Opponents	58	1404	24.2	76	0

FIELD GOALS	1-19	20-29	30-39	40-49	50+
Bironas	0-0	10-12	12-12	9-10	4-5
Titans	0-0	10-12	12-12	9-10	4-5
Opponents	0-0	7-8	5-6	3-5	3-6
Bironas/Titans: (20G, 31G), (30G, 36G), (33G, 27N), (30G, 40G, 47N), (48G), (52G, 25G, 21G, 30G, 28G, 43G, 29G, 29G), (35G, 23G), (47G, 53G), (36G, 49G), (56G, 37G), (28G, 23G), (53N), (44G, 29N), (37G, 37G, 40G, 25G), (46G) (40G, 54G, 33G)					
Opponents: (22G), (22G, 39G, 20G, 36N), (), (32G, 53N, 28G, 48N, 50N), (23G, 43G), (), (50G, 43G, 54G), (40N), (), (21G, 39G), (26N), (45G, 50G), (20G), (36G), (51N), (37G)					

SACKS
Vanden Bosch 12.0, Odom 8.0, Haynesworth 6.0, LaBoy 6.0, T.Brown 4.0, Finnegan 1.0, Fuller 1.0, Nickey 1.0, Thornton 1.0
Titans 40.0, Opponents 30.0

TACKLES (Solo-Assists-Total)
Thornton 97-43-140, Vanden Bosch 65-50-115, Bulluck 75-34-109, Finnegan 84-25-109, T.Brown 46-37-83, Harper 75-5-80, Fowler 42-31-73, Haynesworth 41-28-69, Hope 39-21-60, Lowry 41-20-61, Griffin 34-15-49, Odom 24-20-44, Starks 21-18-39, Tulloch 28-8-36, Fuller 27-8-35, LaBoy 15-5-20, Hill 13-1-14, Fisher 5-4-9, Veal 4-4-8, King 5-2-7, Conover 2-2-4, Herndon 3-0-3, Vickerson 2-1-3, Gardner 1-0-1, Nickey 1-0-1, Simon 0-1-1, Amato 0-0-0, Mahelona 0-0-0, Woods 0-0-0
Team Totals: 790-383-1173

USUAL STARTING LINEUP	
OFFENSE	
WR	Roydell Williams (86)
LT	Michael Roos (71)
LG	Jacob Bell (60)
C	Kevin Mawae (68)
RG	Benji Olson (75)
RT	David Stewart (76)
TE	Bo Scaife (80)
WR	Justin Gage (12)
TE	Ben Hartsock (88)
QB	Vince Young (10)
RB	LenDale White (25)
DEFENSE	
LE	Antwan Odom (98)
LT	Tony Brown (97)
RT	Albert Haynesworth (92)
RE	Kyle Vanden Bosch (93)
LLB	David Thornton (50)
MLB	Ryan Fowler (52)
RLB	Keith Bulluck (53)
LCB	Nick Harper (20)
RCB	Cortland Finnegan (31)
SS	Chris Hope (24)
FS	Michael Griffin (33)
SPECIALISTS	
K	Rob Bironas (2)
P	Craig Hentrich (15)
Pro Bowl	
All-Pro	

GM: Mike Reinfeldt; Head Coach: Jeff Fisher  
Asst. Coaches: Norm Chow (off. coord.), Jim Schwartz (def. coord.), Dave McGinnis (Asst. head coach/LB), Sherman Smith (Asst. head coach/RB), Matt Burke (def. asst.), Chuck Cecil (DB), Marty Galbraith (ST asst.), Fred Graves (WR), Craig Johnson (QB), Alan Lowry (ST), Mike Munchak (OL), Marcus Robertson (Asst. Secondary), Jim Washburn (DL), Steve Watterson (strength & rehab.), John Zernhelt (TE)

AMERICAN FOOTBALL CONFERENCE STANDINGS				
AFC EAST	W	L	T	PCT.
New England	16	0	0	1.000
Buffalo	7	9	0	.438
N.Y. Jets	4	12	0	.259
Miami	1	15	0	.063
AFC NORTH	W	L	T	Pct.
Pittsburgh	10	6	0	.625
Cleveland	10	6	0	.625
Cincinnati	7	9	0	.438
Baltimore	5	11	0	.313
AFC SOUTH	W	L	T	PCT.
Indianapolis	13	3	0	.813
* Jacksonville	11	5	0	.688
* Tennessee	10	6	0	.625
Houston	8	8	0	.500
AFC WEST	W	L	T	PCT.
San Diego	11	5	0	.688
Denver	7	9	0	.438
Kansas City	4	12	0	.250
Oakland	4	12	0	.250

NATIONAL FOOTBALL CONFERENCE STANDINGS				
NFC EAST	W	L	T	PCT.
Dallas	13	3	0	.667
* N.Y. Giants	10	6	0	.625
* Washington	9	7	0	.563
Philadelphia	8	8	0	.500
NFC NORTH	W	L	T	Pct.
Green Bay	13	3	0	.813
Minnesota	8	8	0	.500
Detroit	7	9	0	.438
Chicago	7	9	0	.438
NFC SOUTH	W	L	T	PCT.
Tampa Bay	9	7	0	.563
Carolina	7	9	0	.438
New Orleans	7	9	0	.438
Atlanta	4	12	0	.250
NFC WEST	W	L	T	PCT.
Seattle	10	6	0	.625
Arizona	8	8	0	.500
San Francisco	5	11	0	.313
St. Louis	3	13	0	.188

\* Wild Card for Playoffs



2006 SEASON (8-8 REGULAR SEASON, 0-0 PLAYOFFS) • 2ND PLACE AFC SOUTH

DATE	OPPONENT	SCORE	W/L	ATT
Sep. 10	N.Y. JETS	16-23	L	69,143
Sep. 17	at San Diego	7-40	L	64,344
Sep. 24	at Miami	10-13	L	72,733
Oct. 1	DALLAS	14-45	L	69,143
Oct. 8	at Indianapolis	13-14	L	57,021
Oct. 15	at Washington	25-22	W	88,550
Oct. 22	BYE			
Oct. 29	HOUSTON	28-22	W	69,143
Nov. 5	at Jacksonville	7-37	L	66,524
Nov. 12	BALTIMORE	26-27	L	69,143
Nov. 19	at Philadelphia	31-13	W	69,232
Nov. 26	N.Y. GIANTS	24-21	W	69,143
Dec. 3	INDIANAPOLIS	20-17	W	69,143
Dec. 10	at Houston	26-20*	W	70,760
Dec. 17	JACKSONVILLE	24-17	W	69,143
Dec. 24	at Buffalo	30-29	W	54,765
Dec. 31	NEW ENGLAND	23-40	L	69,143
* Overtime				

	TITANS	OPP
Total First Downs	261	329
Rushing	105	121
Passing	133	181
Penalty	23	27
3rd Down: Made/Att	67/205	90/221
3rd Down Pct.	32.7	40.7
4th Down: Made/Att	7/17	10/17
4th Down Pct.	41.2	58.8
Possession Avg.	27:17	32:43
Total Net Yards	4810	5915
Avg. Per Game	300.6	369.7
Total Plays	945	1062
Avg. Per Play	5.1	5.6
Net Yards Rushing	2214	2313
Avg. Per Game	138.4	144.6
Total Rushes	469	506
Avg. Per Play	4.7	4.6
Net Yards Passing	2596	3602
Avg. Per Game	162.3	225.1
Sacked/Yards Lost	29/152	26/148
Gross Yards	2748	3750
Att./Comp.	447/226	530/335
Completion Pct.	50.6	63.2
Had Intercepted	19	17
Punts/Average	88/42.7	68/42.5
Net Punting Avg.	37.3	34.4
Penalties/Yards	94/803	102/906
Fumbles/Ball Lost	29/7	19/11
Touchdowns	36	46
Rushing	15	20
Passing	13	24
Returns	8	2

BY PERIODS	1	2	3	4	OT	PTS
Titans	52	87	81	98	6	324
Opponents	84	116	85	115	0	400

SCORING	TD	RU	PA	RT	PAT	FG	S	TP
Bironas	0	0	0	0	32/32	22/28	0	98
Henry	7	7	0	0	0/0	0/0	0	44
Young	7	7	0	0	0/0	0/0	0	44
A.Jones	4	0	0	4	0/0	0/0	0	24
B.Jones	4	0	4	0	0/0	0/0	0	24
Bennett	3	0	3	0	0/0	0/0	0	20
Scaife	3	1	2	0	0/0	0/0	0	18
Troupe	2	0	2	0	0/0	0/0	0	12
Wade	2	0	2	0	0/0	0/0	0	12
T.Brown	1	0	0	1	0/0	0/0	0	6
Bulluck	1	0	0	1	0/0	0/0	0	6
Hope	1	0	0	1	0/0	0/0	0	6
Finnegan	1	0	0	1	0/0	0/0	0	6
Titans	36	15	13	8	32/32	22/28	2	324
Opponents	46	20	24	2	41/44	27/33	0	400

2-point conversions: Bennett, Henry, Young,  
Titans 3-3, Opponents 1-2

RUSHING	No	Yds	Avg	Lg	TD
Henry	270	1211	4.5	70t	7
Young	83	552	6.7	39t	7
White	61	244	4.0	26	0
C.Brown	41	156	3.8	21	0
Hall	7	21	3.0	11	0
Scaife	1	13	13.0	13t	1
A.Jones	2	8	4.0	7	0
Roby	1	3	3.0	3	0

PASSING	Att	Cmp	Pct	Yards	Yds/Att	TD	Int	Lg	Sk/Yds	Rating
Young	357	184	51.5	2199	6.2	12	13	53	25/129	66.7
Collins	90	42	46.7	549	6.1	1	6	36	4/23	42.3
Titans	447	226	50.6	2748	6.1	13	19	53	29/152	61.8
Opponents	530	335	63.2	3750	7.1	24	17	68t	26/148	86.0

B.Jones	1	3	3.0	3	0
Givens	1	3	3.0	3	0
Nickey	1	0	0.0	0	0
Titans	469	2214	4.7	70t	15
Opponents	506	2313	4.6	73	20

RECEIVING	No	Yds	Avg	Lg	TD
Bennett	46	737	16.0	39	3
Wade	33	461	14.0	25	2
Scaife	29	370	12.8	34	2
B.Jones	27	384	14.2	53	4
Henry	18	78	4.3	12	0
Hall	15	138	9.2	28	0
White	14	60	4.3	13	0
Troupe	13	150	11.5	32	2
R.Williams	8	121	15.1	20	0
Givens	8	104	13.0	27	0
Hartsock	6	68	11.3	23	0
A.Jones	2	31	15.5	17	0
Roby	2	28	14.0	21	0
Cramer	2	8	4.0	6	0
C.Brown	2	4	2.0	4	0
Wallace	1	6	6.0	6	0
Titans	226	2748	12.2	53	13
Opponents	335	3750	11.2	68t	24

INTERCEPTIONS	No	Yds	Avg	Lg	TD
Hope	5	105	21.0	61t	1
A.Jones	4	130	32.5	83t	1
Thompson	3	14	4.7	11	0
Hill	2	20	10.0	11	0
Sirmon	1	13	13.0	13	0
Bulluck	1	0	0.0	0	0
Tulloch	1	0	0.0	0	0
Titans	17	282	16.6	83t	2
Opponents	19	250	13.2	55t	2

PUNTING	No	Yds	Avg	Net	TB	In	Lg	B
Hentrich	88	3760	42.7	37.3	10	32	73	0
Titans	88	3760	42.7	37.3	10	32	73	0
Opponents	68	2888	42.5	34.4	4	18	61	1

PUNT RETURNS	No	FC	Yds	Avg	Lg	TD
A.Jones	34	3	440	12.9	90t	3
Wade	3	3	27	9.0	18	0
Titans	37	6	467	12.6	90t	3
Opponents	33	24	278	8.4	39	0

KICKOFF RETURNS	No	Yds	Avg	Lg	TD
Wade	50	1194	23.9	48	0
A.Jones	20	521	26.1	70	0
Scaife	4	64	16.0	18	0
Cramer	3	37	12.3	21	0
White	1	14	14.0	14	0
Hartsock	1	5	5.0	5	0
Titans	79	1835	23.2	70	0
Opponents	58	1263	21.8	52	0

FIELD GOALS	1-19	20-29	30-39	40-49	50+
Bironas	0-0	10-11	7-7	4-8	1-2
Titans	0-0	10-11	7-7	4-8	1-2
Opponents	1-1	10-11	6-10	10-10	0-1

Bironas/Titans: () () (51N, 22G) (33G, 39G) (22G, 47G) (32G, 26G, 30G) () () (21G, 41N, 43B) (36G) (48N, 49G) (25G, 60G) (41G, 33G) (44N, 27G) (42G, 20G, 30G) (25G, 23N, 27G, 27G) Opponents: (18G, 34N, 30N) (28G, 31G, 35G, 44G) (40G, 30N, 39G) (26N, 43G) () () (27G) (47G, 21G, 39G) (27G, 40G) (42G, 38G) () (53N,20G) (49G, 46G) (43G) (21G, 36G, 45G, 21G, 24G) (28G, 26G, 33N)

SACKS  
Vanden Bosch 6.5, LaBoy 3.5, Starks 3.0, Bulluck 2.5, Haynesworth 2.0, Finnegan 2.0, T.Brown 1.5, Mahelona 1.0, A.Jones 1.0, Bockwoldt 1.0, Odom 0.5, Smith 0.5, Sirmon 0.5, Tulloch 0.5  
Titans 26.0, Opponents 29.0

TACKLES (Solo-Assists-Total)  
Bulluck 107-54-161, Hope 99-29-128, Thornton 93-29-122, Vanden Bosch 67-51-118, Sirmon 67-38-105, Thompson 58-19-77, Smith 43-33-76, P.Jones 54-13-67, Hill 41-18-59, Haynesworth 34-25-59, Finnegan 47-10-57, LaBoy 31-26-57, Starks 36-20-56, T. Brown 33-18-51, Tulloch 23-14-37, Conover 12-9-21, Mahelona 12-9-21, Fuller 11-4-15, Odom 9-6-15, Bockwoldt 4-3-7, Scott 2-3-5, Woolfolk 4-0-4, Savage 2-2-4, Amato 2-1-3, Reynolds 2-0-2, Lowry 0-1-1  
Team Totals: 893-435-1328

USUAL STARTING LINEUP	
OFFENSE	
WR	Brandon Jones (81)
LT	Michael Roos (71)
LG	Jacob Bell (60)
C	Kevin Mawae (68)
RG	Benji Olson (75)
RT	David Stewart (76)
TE	Bo Scaife (80)
WR	Drew Bennett (83)
FB	Ahmad Hall (45)
QB	Vince Young (10)
RB	Travis Henry (20)
DEFENSE	
LE	Kyle Vanden Bosch (93)
LT	Robaire Smith (98)
RT	Albert Haynesworth (92)
RE	Travis LaBoy (91)
LLB	David Thornton (50)
MLB	Peter Sirmon (59)
RLB	Keith Bulluck (53)
LCB	Reynaldo Hill (21)
RCB	Pacman Jones (32)
SS	Chris Hope (24)
FS	LaMont Thompson (28)

SPECIALISTS	
K	Rob Bironas (2)
P	Craig Hentrich (15)

Pro Bowl  
All-Pro

GM: Floyd Reese; Head Coach: Jeff Fisher  
Asst. Coaches: Norm Chow (off. coord.), Jim Schwartz (def. coord.), Dave McGinnis (Asst. head coach/LB), Sherman Smith (Asst. head coach/RB), Matt Burke (def. asst.), Chuck Cecil (S/nickel), Marty Galbraith (ST asst.), Craig Johnson (QB), Alan Lowry (ST), Mike Munchak (OL), Ray Sherman (WR), Jim Washburn (DL), Steve Watterson (strength & rehab.), Everett Withers (DB), John Zernhelt (TE)

AMERICAN FOOTBALL CONFERENCE STANDINGS				
AFC EAST	W	L	T	PCT.
New England	12	4	0	.750
* N.Y. Jets	10	6	0	.625
Buffalo	7	9	0	.438
Miami	6	10	0	.375
AFC NORTH	W	L	T	Pct.
Baltimore	13	3	0	.812
Cincinnati	8	8	0	.500
Pittsburgh	8	8	0	.500
Cleveland	4	12	0	.250
AFC SOUTH	W	L	T	PCT.
Indianapolis	12	4	0	.750
Tennessee	8	8	0	.500
Jacksonville	8	8	0	.500
Houston	6	10	0	.375
AFC WEST	W	L	T	PCT.
San Diego	14	2	0	.875
* Kansas City	9	7	0	.562
Denver	9	7	0	.562
Oakland	2	14	0	.125

NATIONAL FOOTBALL CONFERENCE STANDINGS				
NFC EAST	W	L	T	PCT.
Philadelphia	10	6	0	.625
* Dallas	9	7	0	.562
* N.Y. Giants	8	8	0	.500
Washington	5	11	0	.312
NFC NORTH	W	L	T	Pct.
Chicago	13	3	0	.812
Green Bay	8	8	0	.500
Minnesota	6	10	0	.375
Detroit	3	13	0	.188
NFC SOUTH	W	L	T	PCT.
New Orleans	10	6	0	.625
Carolina	8	8	0	.500
Atlanta	7	9	0	.438
Tampa Bay	4	12	0	.250
NFC WEST	W	L	T	PCT.
Seattle	9	7	0	.562
St. Louis	8	8	0	.500
San Francisco	7	9	0	.438
Arizona	5	11	0	.312

\* Wild Card for Playoffs

2005 SEASON (4-12 REGULAR SEASON, 0-0 PLAYOFFS) • 3RD PLACE AFC SOUTH

DATE	OPPONENT	SCORE	W/L	ATT
Sep. 11	at Pittsburgh	7-34	L	62,931
Sep. 18	BALTIMORE	25-10	W	69,149
Sep. 25	at St. Louis	27-31	L	65,835
Oct. 2	INDIANAPOLIS	10-31	L	69,149
Oct. 9	at Houston	34-20	W	70,430
Oct. 16	CINCINNATI	23-31	L	69,149
Oct. 23	at Arizona	10-20	L	39,482
Oct. 30	OAKLAND	25-34	L	69,149
Nov. 6	at Cleveland	14-20	L	72,594
Nov. 13	BYE			
Nov. 20	JACKSONVILLE	28-31	L	69,149
Nov. 27	SAN FRANCISCO	33-22	W	69,149
Dec. 4	at Indianapolis	3-35	L	57,228
Dec. 11	HOUSTON	13-10	W	69,149
Dec. 18	SEATTLE	24-28	L	69,149
Dec. 24	at Miami	10-24	L	72,001
Jan. 1	at Jacksonville	13-40	L	65,485

\* Overtime

	TITANS	OPP
Total First Downs	279	294
Rushing	72	89
Passing	191	180
Penalty	16	25
3rd Down: Made/Att	75/218	71/200
3rd Down Pct.	34.4	35.5
4th Down: Made/Att	9/31	7/11
4th Down Pct.	29.0	63.6
Possession Avg.	31:13	28:47
Total Net Yards	5122	5110
Avg. Per Game	320.1	319.4
Total Plays	1022	960
Avg. Per Play	5.0	5.3
Net Yards Rushing	1525	1894
Avg. Per Game	95.3	118.4
Total Rushes	397	449
Avg. Per Play	3.8	4.2
Net Yards Passing	3597	3216
Avg. Per Game	224.8	201.0
Sacked/Yards Lost	31/200	41/246
Gross Yards	3797	3462
Att./Comp.	594/358	470/296
Completion Pct.	60.3	63.0
Had Intercepted	14	9
Punts/Average	78/43.2	85/44.1
Net Punting Avg.	78/37.8	85/37.5
Penalties/Yards	125/1002	95/718
Fumbles/Ball Lost	27/12	20/11
Touchdowns	33	51
Rushing	8	12
Passing	20	33
Returns	5	6

BY PERIODS	1	2	3	4	OT	PTS
Titans	50	88	83	78	0	299
Opponents	79	132	108	102	0	421

SCORING	TD	RU	PA	RT	PAT	FG	S	TP
Bironas	0	0	0	0	30/32	23/29	0	99
Brown	7	5	2	0			0	42
Bennett	4	0	4	0			0	24
Troupe	4	0	4	0			0	24
B. Jones	2	0	2	0			0	12
Kinney	2	0	2	0			0	12
Odum	2	0	0	2			0	12
Payton	2	2	0	0			0	12
Scaife	2	0	2	0			0	12
R. Williams	2	0	2	0			0	12
Fleming	1	0	1	0			0	6
Hill	1	0	0	1			0	6
P. Jones	1	0	0	1			0	6
Kassell	1	0	0	1			0	6
McNair	1	1	0	0			0	6
Roby	1	0	1	0			0	6
Wade LG	1	0	0	1			0	6
Reynolds	0	0	0	0			1	2
Titans	33	8	20	5	30/32	23/29	1	299
Opponents	51	12	33	6	48/49	21/27	0	421

2-point conversions: Titans 0-1, Opponents 2-2

RUSHING	No	Yds	Avg	Lg	TD
Brown	224	851	3.8	38t	5
Henry	88	335	3.8	29	0
McNair	32	139	4.3	19	1
Payton	33	105	3.2	15	2
Mauck	7	39	5.6	12	0
Nash	6	32	5.3	8	0

PASSING	Att	Cmp	Pct	Yards	Yds/Att	TD	Int	Lg	Sk/Yds	Rating
McNair	476	292	61.3	3161	6.64	16	11	57	20/134	82.4
Volek	88	50	56.8	474	5.39	4	2	55t	9/45	77.6
Mauck	27	15	55.6	136	5.04	0	1	17	1/8	53.9
Hentrich	2	1	50.0	26	13.0	0	0	26	0/0	95.8
Bennett	1	0	0.0	0	0.0	0	0	0	0/0	39.6
P. Jones	0	0	---	0	---	0	0	---	1/13	---
Titans	594	358	60.3	3797	6.39	20	14	57	31/200	80.3
Opponents	470	296	63.0	3462	7.37	33	9	63t	41/246	100.7

Roby	2	16	8.0	11	0
Bennett	1	3	3.0	3	0
Volek	1	3	3.0	3	0
B. Jones	1	1	1.0	1	0
Wade LG	1	1	1.0	1	0
Wade TM	1	1	1.0	1	0
Hentrich	1	0	0.0	0	0
Titans	397	1525	3.8	38t	8
Opponents	449	1894	4.2	52	12

RECEIVING	No	Yds	Avg	Lg	TD
Bennett	58	738	12.7	55t	4
Kinney	55	543	9.9	27	2
Troupe	55	530	9.6	35	4
Scaife	37	273	7.4	19	2
Brown	25	327	13.1	57	2
B. Jones	23	299	13.0	38t	2
Calico	22	191	8.7	18	0
R. Williams	21	299	14.2	50t	2
Roby	21	289	13.8	32	1
Wade LG	14	120	8.6	17	0
Wade TM	4	40	10.0	15	0
Henry	13	117	9.0	42	0
Fleming	10	69	6.9	18	1
Payton	6	30	5.0	9	0
Nash	3	14	4.7	7	0
Guenther	2	13	6.5	8	0
Nickey	1	26	26.0	26	0
Small	1	6	6.0	6	0
Roos	1	-7	-7.0	-7	0
Titans	358	3797	10.6	57	20
Opponents	296	3462	11.7	63t	33

INTERCEPTIONS	No	Yds	Avg	Lg	TD
Hill	3	88	29.3	52t	1
Bulluck	2	16	8.0	16	0
Kassell	1	21	21.0	21t	1
Woolfolk	1	3	3.0	3	0
T. Williams	1	1	1.0	1	0
Thompson	1	0	0.0	0	0
Titans	9	129	14.3	52t	2
Opponents	14	293	20.9	85t	4

PUNTING	No	Yds	Avg	Net	TB	In	Lg	B
Hentrich	78	3371	43.2	37.8	14	21	59	0
Titans	78	3371	43.2	37.8	14	21	59	0
Opponents	85	3746	44.1	37.5	7	16	74	1

PUNT RETURNS	No	FC	Yds	Avg	Lg	TD
Wade LG	33	9	317	9.6	73t	1
P. Jones	29	8	272	9.4	52t	1
Thurman TM	9	5	31	3.4	11	0
B. Jones	5	0	75	15.0	32	0
Thompson	1	0	31	31.0	31	0
Ta. Williams	1	0	9	9.0	9	0
Titans	45	13	418	9.3	52t	1
Opponents	32	20	144	4.5	15	0

KICKOFF RETURNS	No	Yds	Avg	Lg	TD
P. Jones	43	1127	26.2	85	0
Roby	22	495	22.5	59	0
Payton	2	24	12.0	24	0
Thurman TM	2	42	21.0	25	0
Fleming	1	9	9.0	9	0
Titans	70	1697	24.2	85	0
Opponents	57	1290	22.6	50	0

FIELD GOALS	1-19	20-29	30-39	40-49	50+
Bironas	0/0	10/10	6/7	5/7	2/5
Titans	0/0	10/10	6/7	5/7	2/5
Opponents	1/1	6/6	9/14	5/5	0/1
Bironas/Titans: (47N) (39G, 29G, 47G) (41G, 39G) (34G, 38N) (52G, 58N, 49G) (24G, 29G, 47G) (53G) (39G, 24G) (50N) ( ) (35G, 41G, 21G, 22G) (51N, 24G) (46N, 23G, 21G) (38G) (24G) ( )					
Opponents: (44G, 27G) (30G) (46G) (20G) (32G, 38G, 43G, 47G) (52N, 21G) (33G, 24G) (22G, 32G) (37G, 19G, 39N) (31G) (34N) ( ) (30G, 37B, 31N) (36B) (25G) (46G, 38G)					

SACKS
Vanden Bosch 12.5, LaBoy 6.5, Bulluck 5, Long 3.5, Haynesworth 3, Starks 3, Simon 2.5, Odum 2, Schobel 1, Thompson 1, Claus 0.5, Waddell 0.5
Titans 41, Opponents 31

TACKLES (Solo-Assists-Total)
Bulluck 106-44-150, Vanden Bosch 55-45-100, Simon 56-33-89, Kassell 56-33-89, Haynesworth 52-33-85, T. Williams 65-

18-83, Thompson 63-15-78, Starks 40-38-78, LaBoy 36-28-64, P. Jones 43-10-53, Woolfolk 42-10-52, Odum 28-22-50, Long 30-19-49, Hill 40-6-46, Claus 13-17-30, Boiman 13-15-28, Waddell 13-4-17, Reynolds 9-5-14, Schobel 7-4-11, Beckham 9-1-10, Sandy 1-1-2, Spencer 1-0-1, Nickey 1-0-1, Gardner 0-0-0, Fuller 0-0-0

Team Totals: 779-401-1180

USUAL STARTING LINEUP	
OFFENSE	
WR	Drew Bennett (83)
LT	Brad Hopkins (72)
LG	Zach Piller (69)
C	Justin Hartwig (77)
RG	Benji Olson (75)
RT	Michael Roos (71)
TE	Erron Kinney (88)
WR	Brandon Jones (81)
FB/TE	Troy Fleming (44)/Ben Troupe (84)
QB	Steve McNair (9)
RB	Chris Brown (29)
DEFENSE	
LE	Kyle Vanden Bosch (93)
LT	Randy Starks (90)
RT	Albert Haynesworth (92)
RE	Antwan Odum (98)
LLB	Peter Sirmon (59)
MLB	Brad Kassell (55)
RLB	Keith Bulluck (53)
LCB	Reynaldo Hill (21)
RCB	Pacman Jones (32)
SS	Tank Williams (25)
FS	Lamont Thompson (28)
SPECIALISTS	
K	Rob Bironas (2)
P	Craig Hentrich (15)
Pro Bowl	
All-Pro	
GM: Floyd Reese; Head Coach: Jeff Fisher	
Asst. Coaches: Norm Chow (off. coord.), Jim Schwartz (def. coord.), George Henshaw (asst. head coach/ off.), Dave McGinnis (LB), Chuck Cecil (S/nickel), Marty Galbraith (ST asst.), Ned James (off. asst.), Craig Johnson (QB), Alan Lowry (ST), Mike Munchak (OL), Ray Sherman (WR), Sherman Smith (RB), Jim Washburn (DL), Steve Watterson (strength and conditioning), Everett Withers (DB)	

AMERICAN FOOTBALL CONFERENCE STANDINGS				
AFC EAST	W	L	T	PCT.
New England	10	6	0	.625
Miami	9	7	0	.562
Buffalo	5	11	0	.312
N.Y. Jets	4	12	0	.250
AFC NORTH	W	L	T	Pct.
Cincinnati	11	5	0	.688
* Pittsburgh	11	5	0	.688
Baltimore	6	10	0	.375
Cleveland	6	10	0	.375
AFC SOUTH	W	L	T	PCT.
Indianapolis	14	2	0	.875
* Jacksonville	12	4	0	.750
Tennessee	4	12	0	.250
Houston	2	14	0	.125
AFC WEST	W	L	T	PCT.
Denver	13	3	0	.812
Kansas City	10	6	0	.625
San Diego	9	7	0	.562
Oakland	4	12	0	.250
NATIONAL FOOTBALL CONFERENCE STANDINGS				
NFC EAST	W	L	T	PCT.
N.Y. Giants	11	5	0	.688
* Washington	10	6	0	.625
Dallas	9	7	0	.562
Philadelphia	6	10	0	.375
NFC NORTH	W	L	T	Pct.
Chicago	11	5	0	.688
Minnesota	9	7	0	.562
Detroit	5	11	0	.312
Green Bay	4	12	0	.250
NFC SOUTH	W	L	T	PCT.
Tampa Bay	11	5	0	.688
* Carolina	11	5	0	.688
Atlanta	8	8	0	.500
New Orleans	3	13	0	.188
NFC WEST	W	L	T	PCT.
Seattle	13	3	0	.812
St. Louis	6	10	0	.375
Arizona	5	11	0	.312
San Francisco	4	12	0	.250
* Wild Card for Playoffs				

DATE	OPPONENT	SCORE	W/L	ATT
Sep. 11	at Miami	17-7	W	69,987
Sep. 19	INDIANAPOLIS	17-31	L	68,932
Sep. 26	JACKSONVILLE	12-15	L	68,932
Oct. 3	at San Diego	17-38	L	54,006
Oct. 11	at Green Bay	48-27	W	70,420
Oct. 17	HOUSTON	10-20	L	68,932
Oct. 24	at Minnesota	3-20	L	64,108
Oct. 31	CINCINNATI	27-20	W	68,932
Nov. 7	BYE			
Nov. 14	CHICAGO	17-19*	L	68,932
Nov. 21	at Jacksonville	18-15	W	69,703
Nov. 28	at Houston	21-31	L	70,721
Dec. 5	at Indianapolis	24-51	L	57,278
Dec. 13	KANSAS CITY	38-49	L	68,932
Dec. 19	at Oakland	35-40	L	44,299
Dec. 25	DENVER	16-37	L	68,809
Jan. 2	DETROIT	24-19	W	68,809
* Overtime				

	TITANS	OPP
<b>Total First Downs</b>	<b>308</b>	<b>318</b>
Rushing	85	99
Passing	200	189
Penalty	23	30
3rd Down: Made/Att	74/217	62/186
3rd Down Pct.	34.1	33.3
4th Down: Made/Att	12/27	9/12
4th Down Pct.	44.4	75.0
<b>Possession Avg.</b>	<b>31:40</b>	<b>28:20</b>
<b>Total Net Yards</b>	<b>5487</b>	<b>5724</b>
Avg. Per Game	342.9	357.8
Total Plays	1053	977
Avg. Per Play	5.2	5.9
<b>Net Yards Rushing</b>	<b>1871</b>	<b>1917</b>
Avg. Per Game	116.9	119.8
Total Rushes	420	421
Avg. Per Play	4.5	4.6
<b>Net Yards Passing</b>	<b>3616</b>	<b>3807</b>
Avg. Per Game	226.0	237.9
Sacked/Yards Lost	44/317	32/220
Gross Yards	3933	4027
Att./Comp.	589/356	524/333
Completion Pct.	60.4	63.5
Had Intercepted	19	18
<b>Punts/Average</b>	<b>79/42.9</b>	<b>74/43.6</b>
<b>Net Punting Avg.</b>	<b>79/38.2</b>	<b>74/38.8</b>
<b>Penalties/Yards</b>	<b>110/923</b>	<b>95/774</b>
<b>Fumbles/Ball Lost</b>	<b>33/12</b>	<b>22/12</b>
<b>Touchdowns</b>	<b>41</b>	<b>52</b>
Rushing	12	18
Passing	27	29
Returns	2	5

BY PERIODS	1	2	3	4	OT	PTS
Titans	106	111	49	78	0	344
Opponents	76	117	99	145	2	439

SCORING	TD	RU	PA	RT	PAT	FG	S	TP
Anderson	0	0	0	0	37/37	17/22	0	88
Bennett	11	0	11	0			0	66
Mason	7	0	7	0			0	42
Brown	6	6	0	0			0	36
A. Smith	4	4	0	0			0	24
Kinney	3	0	3	0			0	18
Fleming	2	0	2	0			0	12
Meier	2	0	2	0			0	12
McNair	1	1	0	0			0	8
Berlin	1	0	1	0			0	6
Bulluck	1	0	0	1			0	6
Thompson	1	0	0	1			0	6
Troupe	1	0	1	0			0	6
Volek	1	1	0	0			0	6
Elling TM	0	0	0	0	2/2	1/2	0	5
Hentrich	0	0	0	0	0/0	1/3	0	3
<b>Titans</b>	<b>41</b>	<b>12</b>	<b>27</b>	<b>2</b>	<b>39/39</b>	<b>19/27</b>	<b>0</b>	<b>344</b>
<b>Opponents</b>	<b>52</b>	<b>18</b>	<b>29</b>	<b>5</b>	<b>50/50</b>	<b>23/28</b>	<b>3</b>	<b>439</b>

RUSHING	No	Yds	Avg	Lg	TD
Brown	220	1067	4.9	52	6
A. Smith	137	509	3.7	43	4
McNair	23	128	5.6	23	1
Holcombe	17	62	3.6	20	0
Volek	11	50	4.5	14	1
Fleming	7	40	5.7	13	0
Bennett	1	12	12.0	12	0
Hentrich	1	8	8.0	8	0

PASSING	Att	Cmp	Pct	Yards	Y
Volek	357	218	61.1	2486	
McNair	215	129	60.0	1343	
Johnson	12	6	50.0	68	
Hentrich	4	2	50.0	10	
Bennett	1	1	100.0	26	
<b>Titans</b>	<b>589</b>	<b>356</b>	<b>60.4</b>	<b>3933</b>	
<b>Opponents</b>	<b>524</b>	<b>333</b>	<b>63.5</b>	<b>4027</b>	

Johnson	2	-2	-1.0	-1	0
Mason	1	-3	-3.0	-3	0
<b>Titans</b>	<b>420</b>	<b>1871</b>	<b>4.5</b>	<b>52</b>	<b>12</b>
<b>Opponents</b>	<b>421</b>	<b>1917</b>	<b>4.6</b>	<b>55</b>	<b>18</b>

RECEIVING	No	Yds	Avg	Lg	TD
Mason	96	1168	12.2	37t	7
Bennett	80	1247	15.6	48t	11
Troupe	33	329	10.0	33	1
Kinney	25	193	7.7	21	3
Meier	25	127	5.1	29	2
A. Smith	22	169	7.7	31	0
Berlin	20	278	13.9	31	1
Brown	20	147	7.4	21	0
Fleming	19	164	8.6	37	2
Holcombe	11	60	5.5	9	0
McAddley	2	38	19.0	36	0
Calico	2	13	6.5	9	0
Volek	1	0	0.0	0	0
<b>Titans</b>	<b>356</b>	<b>3933</b>	<b>11.0</b>	<b>48t</b>	<b>27</b>
<b>Opponents</b>	<b>333</b>	<b>4027</b>	<b>12.1</b>	<b>62</b>	<b>29</b>

INTERCEPTIONS	No	Yds	Avg	Lg	TD
Dyson	6	135	22.5	44	0
Thompson	4	77	19.3	37t	1
Bulluck	2	25	12.5	25	0
Woolfolk	1	25	25.0	25	0
Tank Williams	1	13	13.0	13	0
McGarrahan	1	11	11.0	11	0
Rolle	1	0	0.0	0	0
Waddell	1	0	0.0	0	0
Gardner	1	-1	-1.0	-1	0
<b>Titans</b>	<b>18</b>	<b>285</b>	<b>15.8</b>	<b>44</b>	<b>1</b>
<b>Opponents</b>	<b>19</b>	<b>306</b>	<b>16.1</b>	<b>51t</b>	<b>2</b>

PUNTING	No	Yds	Avg	Net	TB	In	Lg	B
Hentrich	73	3117	42.7	38.0	8	20	64	0
Elling TM	6	272	45.3	40.2	1	1	58	0
Titans	79	3389	42.9	38.2	9	21	64	0
Opponents	74	3223	43.6	38.8	9	24	66	0

PUNT RETURNS	No	FC	Yds	Avg	Lg	TD
Mason	24	12	93	3.9	13	0
Waddell	9	3	54	6.0	18	0
Berlin	7	1	26	3.7	13	0
<b>Titans</b>	<b>40</b>	<b>16</b>	<b>173</b>	<b>4.3</b>	<b>20</b>	<b>0</b>
<b>Opponents</b>	<b>31</b>	<b>26</b>	<b>195</b>	<b>6.3</b>	<b>75t</b>	<b>1</b>

KICKOFF RETURNS	No	Yds	Avg	Lg	TD
McAddley	38	849	22.3	45	0
Fleming	18	316	17.6	30	0
Waddell	17	342	20.1	33	0
Holcombe	3	26	8.7	14	0
Bennett	1	-8	-8.0	-8	0
Kinney	1	21	21.0	21	0
Schobel	1	12	12.0	12	0
<b>Titans</b>	<b>79</b>	<b>1558</b>	<b>19.7</b>	<b>45</b>	<b>0</b>
<b>Opponents</b>	<b>69</b>	<b>1389</b>	<b>20.1</b>	<b>35</b>	<b>0</b>

FIELD GOALS	1-19	20-29	30-39	40-49	50+
Anderson	0/0	4/5	4/4	9/12	0/1
Hentrich	0/0	0/0	0/0	0/0	1/3
Elling TM	0/0	1/1	0/1	0/0	0/0
<b>Titans</b>	<b>0/0</b>	<b>5/6</b>	<b>4/5</b>	<b>9/12</b>	<b>1/4</b>
<b>Opponents</b>	<b>0/0</b>	<b>12/12</b>	<b>5/7</b>	<b>3/6</b>	<b>3/3</b>

**Anderson:** ( ) (39G) (26G, 40G) (24G) (36G, 38G, 42B) (40G) (40G) (23G, 45G) (33G) (41G) ( ) (45G, 43B) (50N, 27G) (41N) (44G, 43G) (40G, 27B)

**Henrich:** ( ) ( ) ( ) ( ) ( ) ( ) ( ) (58N, 52B) ( ) ( ) ( ) ( ) (50G) ( )

**Team:** (33N, 22G) (39G) (26G, 40G) (24G) (36G, 38G, 42B) (40G) (40G) (23G, 45G) (58N, 33G, 52B) (41G) ( ) (45G, 43B) (50N, 27G) (41N) (44G, 43G, 50G) (40G, 27B)

**Opponents:** (46N) (28G) ( ) (31G) (39G, 53G) (21G, 50G) (29G, 29G) (28G, 50G) (39N, 29G) (35G, 48G, 44N) (29G, 41B) (47G, 20G, 37G) ( ) (42G) (22G, 34G, 22G, 30G, 26G, 26G)

Carter 6.0, Bulluck 5.0, Long 5.0, Starks 4.5, LaBoy 3.5, Hall 2.5, Odom 2.0, Haynesworth 1.0, Williams 1.0, Schulters 1.0, McGarrahan 0.5

**Titans 32.0. Opponents 44.0**

Bulluck 108-63-171, Kassell 83-45-128, Carter 40-42-82, Hall 42-30-72, Thompson 56-7-63, Haynesworth 39-23-62, Starks 28-25-53, Williams 42-10-52, Long 31-17-48, Odom 21-22-43, Dyson 34-6-40, Woolfolk 35-5-40, LaBoy 18-16-34, Nickey 28-6-34, Waddell 29-2-31, McGarrahan 26-3-29, Rolle 24-2-26, Ena

15-10-25, Boiman 7-17-24, Clauss 9-8-17, Schobel 10-5-15,  
Calmus 11-4-15, Schulters 12-0-12, Gardner 9-1-10, Thomas  
5-2-7, Reynolds 4-1-5, Beckham 5-0-5, Amato 3-1-4  
**Team Totals: 774-373-1,147**

WR	Derrick Mason (85)
LT	Brad Hopkins (72)
LG	Jacob Bell (60)
C	Justin Hartwig (77)
RG	Benji Olson (75)
RT	Fred Miller (71)
TE	Erron Kinney (88)
WR	Drew Bennett (83)
FB	Robert Holcombe (35)
QB	Steve McNair (9)/Billy Volek (7)
RB	Chris Brown (29)

LE	Antwan Odom (98)
LT	Kevin Carter (93)
RT	Albert Haynesworth (92)
RE	Carlos Hall (97)
LLB	Rocky Boiman (50)
MLB	Brad Kassell (55)
RLB	Keith Bulluck (53)
LCB	Andre Dyson (22)
RCB	Samari Rolle (21)
SS	Tank Williams (25)
FS	Lamont Thompson (28)

K	Gary Anderson (1)
P	Craig Hentrich (15)

All-Pro

**GM:** Floyd Reese; **Head Coach:** Jeff Fisher  
**Asst. Coaches:** Mike Heimerdinger (off. coord.), Jim Schwartz (def. coord.), George Henshaw (asst. head coach/off.), Dave McGinnis (LB), Chuck Cecil (S/Nickel), Ned James (off. asst.), Craig Johnson (CB), Alan Lowry (ST), Mike Munchak (OL), Sherman Smith (RB), Steve Walters (WR), Jim Washburn (DL), Steve Watterson (strength & rehab.), Everett Withers (DB)

<b>AFC EAST</b>	<b>W</b>	<b>L</b>	<b>T</b>	<b>PCT.</b>
New England	14	2	0	.875
* N.Y. Jets	10	6	0	.625
Buffalo	9	7	0	.562
Miami	4	12	0	.250
<b>AFC NORTH</b>	<b>W</b>	<b>L</b>	<b>T</b>	<b>Pct.</b>
Pittsburgh	15	1	0	.938
Baltimore	9	7	0	.562
Cincinnati	8	8	0	.500
Cleveland	4	12	0	.250
<b>AFC SOUTH</b>	<b>W</b>	<b>L</b>	<b>T</b>	<b>PCT.</b>
Indianapolis	12	4	0	.750
Jacksonville	9	7	0	.562
Houston	7	9	0	.438
Tennessee	5	11	0	.312
<b>AFC WEST</b>	<b>W</b>	<b>L</b>	<b>T</b>	<b>PCT.</b>
San Diego	13	3	0	.812
* Denver	10	6	0	.625
Kansas City	7	9	0	.438
Oakland	5	11	0	.312

NFC EAST		W	L	T	PCT.
	Philadelphia	13	3	0	.812
	N.Y. Giants	6	10	0	.375
	Dallas	6	10	0	.375
	Washington	6	10	0	.375
NFC NORTH		W	L	T	Pct.
	Green Bay	10	6	0	.625
*	Minnesota	8	8	0	.500
	Detroit	6	10	0	.375
	Chicago	5	11	0	.312
NFC SOUTH		W	L	T	PCT.
	Atlanta	11	5	0	.688
	New Orleans	8	8	0	.500
	Carolina	7	9	0	.438
	Tampa Bay	5	11	0	.312
NFC WEST		W	L	T	PCT.
	Seattle	9	7	0	.562
*	St. Louis	8	8	0	.500
	Arizona	6	10	0	.375
	San Francisco	2	14	0	.125

\* Wild Card for Playoffs



2003 SEASON (12-4 REGULAR SEASON, 1-1 PLAYOFFS) • 2ND PLACE AFC SOUTH

DATE	OPPONENT	SCORE	W/L	ATT
Sep. 7	OAKLAND	25-20	W	68,809
Sep. 14	at Indianapolis	7-33	L	59,999
Sep. 21	NEW ORLEANS	27-12	W	68,809
Sep. 28	at Pittsburgh	30-13	W	63,244
Oct. 5	at New England	30-38	L	68,436
Oct. 12	HOUSTON	38-17	W	68,809
Oct. 19	at Carolina	37-17	W	72,851
Oct. 26	at Jacksonville	30-17	W	55,918
Nov. 2	BYE			
Nov. 9	MIAMI	31-7	W	68,809
Nov. 16	JACKSONVILLE	10-3	W	68,809
Nov. 23	at Atlanta	38-31	W	70,891
Dec. 1	at NY Jets	17-24	L	77,710
Dec. 7	INDIANAPOLIS	27-29	L	68,809
Dec. 14	BUFFALO	28-26	W	68,809
Dec. 21	at Houston	27-24	W	70,758
Dec. 28	TAMPA BAY	33-13	W	68,809
Jan. 3	at Baltimore	20-17	W	69,452
Jan. 10	at New England	14-17	L	68,436

\* Overtime

	TITANS	OPP
Total First Downs	310	275
Rushing	84	79
Passing	211	167
Penalty	15	29
3rd Down: Made/Att	86/211	51/184
3rd Down Pct.	40.8	27.7
4th Down: Made/Att	6/14	11/18
4th Down Pct.	42.9	61.1
Possession Avg.	32:52	27:08
Total Net Yards	5501	4901
Avg. Per Game	343.8	306.3
Total Plays	1013	926
Avg. Per Play	5.4	5.3
Net Yards Rushing	1623	1295
Avg. Per Game	101.4	80.9
Total Rushes	486	342
Avg. Per Play	3.3	3.8
Net Yards Passing	3878	3606
Avg. Per Game	242.4	225.4
Sacked/Yards Lost	25/153	38/223
Gross Yards	4031	3829
Att./Comp.	502/315	546/332
Completion Pct.	62.7	60.8
Had Intercepted	9	21
Punts/Average	71/43.9	78/42.2
Net Punting Avg.	71/37.8	78/35.9
Penalties/Yards	110/887	96/793
Fumbles/Ball Lost	24/12	21/13
Touchdowns	48	35
Rushing	11	10
Passing	30	20
Returns	7	5

BY PERIODS	1	2	3	4	OT	PTS
Titans	103	120	82	130	0	435
Opponents	52	75	75	122	0	324

SCORING	TD	RU	PA	RT	PAT	FG	S	TP
Anderson	0	0	0	0	42/42	27/31	0	123
Mason	8	0	8	0			0	48
McCareins	8	0	7	1			0	48
George	5	5	0	0			0	30
Calico	4	0	4	0			0	26
McNair	4	4	0	0			0	26
Bennett	4	0	4	0			0	24
Kinney	4	0	3	1			0	24
Holcombe	2	1	1	0			0	14
Hentrich	0	0	0	0	1/1	4/5	0	13
Dyson	2	0	0	2			0	12
Wycheck	2	0	2	0			0	12
Boiman	1	0	0	1			1	8
Berlin	1	0	1	0			0	6
Bulluck	1	0	0	1			0	6
Rolle	1	0	0	1			0	6
Volek	1	1	0	0			0	6
Nedney	0	0	0	0	0/1	1/1	0	3
Titans	48	11	30	7	43/44	32/37	1	435
Opponents	35	10	20	5	34/34	26/30	0	324

2-point conversions: Calico, McNair, Holcombe, Titans 3-4, Opponents 0-1

RUSHING	No	Yds	Avg	Lg	TD
George	312	1031	3.3	27	5
Brown	56	221	3.9	28	0
Holcombe	63	201	3.2	21	1
McNair	38	138	3.6	23	4
McCareins	1	13	13.0	13	0

PASSING	Att	Cmp	Pct	Yards	Yds/Att	TD	Int	Lg	Sk/Yds	Rating
McNair	400	250	62.5	3215	8.04	24	7	73	19/108	100.4
Volek	69	44	63.8	545	7.90	4	1	50t	6/45	101.4
O'Donnell	27	18	66.7	232	8.59	2	1	34t	0/0	102.7
Hentrich	5	2	40.0	25	5.00	0	0	15	0/0	56.3
Bennett	1	1	100.0	14	14.00	0	0	14	0/0	118.8
Titans	502	315	62.7	4031	8.03	30	9	73	25/153	100.3
Opponents	546	332	60.8	3829	7.01	20	21	86t	38/223	78.2

Mason	3	11	3.7	7	0
Calico	1	5	5.0	5	0
Volek	11	4	0.4	5	1
O'Donnell	1	-1	-1.0	-1	0
Titans	486	1623	3.3	28	11
Opponents	342	1295	3.8	42	10

RECEIVING	No	Yds	Avg	Lg	TD
Mason	95	1303	13.7	50t	8
McCareins	47	813	17.3	73	7
Kinney	41	381	9.3	28	3
Bennett	32	504	15.8	48	4
George	22	163	7.4	22	0
Holcombe	19	121	6.4	11	1
Calico	18	297	16.5	45	4
Wycheck	17	165	9.7	25	2
Meier	13	159	12.2	27	0
Brown	8	61	7.6	11	0
Berlin	1	50	50.0	50t	1
McGarrahan	1	10	10.0	10	0
McNair	1	4	4.0	4	0
Titans	315	4031	12.8	73	30
Opponents	332	3829	11.5	86t	20

INTERCEPTIONS	No	Yds	Avg	Lg	TD
Rolle	6	141	23.5	52	0
Dyson	4	62	15.5	51t	2
Boiman	2	70	35.0	60t	1
Calmus	2	26	13.0	15	0
Bulluck	2	9	4.5	9	0
Tank Williams	2	0	0.0	0	0
Woolfolk	1	4	4.0	4	0
Beckham	1	0	0.0	0	0
Kearse	1	0	0.0	0	0
Titans	21	312	14.9	60t	3
Opponents	9	264	29.3	95t	3

PUNTING	No	Yds	Avg	Net	TB	In	Lg	B
Hentrich	71	3117	43.9	37.8	8	26	58	0
Titans	71	3117	43.9	37.8	8	26	58	0
Opponents	78	3290	42.2	35.9	3	24	65	0

PUNT RETURNS	No	FC	Yds	Avg	Lg	TD
McCareins	29	17	330	11.4	58t	1
Mason	8	5	99	12.4	21	0
Titans	37	22	429	11.6	58t	1
Opponents	30	13	276	9.2	59t	1

KICKOFF RETURNS	No	Yds	Avg	Lg	TD
Schiffino	35	703	20.1	39	0
McCareins	13	256	19.7	25	0
Mason	5	106	21.2	34	0
Jackson	3	77	25.7	31	0
Berlin	4	73	18.3	25	0
Holcombe	4	38	9.5	20	0
Kinney	3	37	12.3	17	0
Meier	1	9	9.0	9	0
Titans	68	1299	19.1	39	0
Opponents	81	1521	18.8	71	0

FIELD GOALS	1-19	20-29	30-39	40-49	50+
Anderson	0/0	5/5	12/12	10/14	0/0
Hentrich	0/0	0/0	2/2	2/2	0/1
Nedney	0/0	0/0	0/0	0/0	1/1
Titans	0/0	5/5	14/14	12/16	1/2
Opponents	0/0	11/11	6/9	8/9	1/1

Anderson: ( ) ( ) (22G, 43G) ( ) (43G, 46N, 33G, 37G, 41G) (33G) (40G, 32G, 34G) (43G, 43G, 33G) (35G) (33G, 48N) (44N, 22G) (35G) (40G, 40G) (29G, 39G, 41N) (41G, 26G) (37G, 33G, 43G, 23G)  
Hentrich: (49G, 34G, 33G) ( ) ( ) ( ) (48G) ( ) ( ) ( ) ( ) ( ) (52N) ( ) ( ) ( )  
Nedney: (50G) ( ) ( ) ( ) ( ) ( ) ( ) ( ) ( ) ( ) ( ) ( ) ( ) ( ) ( ) ( )  
Opponents: (47G, 47G) (29G, 41G, 23G, 48G) (31G) (26G, 23G, 30N) (34N, 39N, 48G) (29G) (53G) (49G) ( ) (44N, 39G) (40G) (27G) (21G, 35G, 36G, 23G, 26G) (27G, 32G) (49G) (27G, 33G)

SACKS  
Kearse 9.5, Carter 5.5, Smith 4.5, Thomas 4.0, Bulluck 3.0, Hall 3.0, Haynesworth 2.5, Boiman 1.5, Calmus 1.0, Long 1.0, McGarrahan 1.0, Schulters 1.0, Tank Williams 0.5, Titans 38.0, Opponents 25.0

TACKLES (Solo-Assists-Total)  
Bulluck 110-61-171, Sirmon 76-65-141, Schulters 68-21-89, Tank Williams 58-23-81, Carter 49-30-79, Smith 36-37-73, Kearse 40-27-67, Hall 42-24-66, Dyson 54-10-64, Calmus 34-27-61, Boiman 26-29-55, Haynesworth 25-24-49, Kassell 23-18-41, Rolle 23-6-29, McGarrahan 20-7-27, Thomas 16-11-27,

Atkins 11-9-20, Woolfolk 15-4-19, Beckham 16-1-17, Thompson 5-2-7, Echols 3-1-4, Long 2-0-2, Wells 1-0-1, Kramer 0-0-0, Nickey 0-0-0

Team Totals: 753-437-1,190

USUAL STARTING LINEUP	
OFFENSE	
WR	Derrick Mason (85)
TE	Erron Kinney (88)
LT	Brad Hopkins (72)
LG	Zach Piller (69)
C	Justin Hartwig (77)
RG	Benji Olson (75)
RT	Fred Miller (71)
TE	Frank Wycheck (89)
WR	Drew Bennett (83)
WR	Justin McCareins (86)
QB	Steve McNair (9)
RB	Eddie George (27)
DEFENSE	
LE	Kevin Carter (93)
LT	Robaire Smith (98)
RT	Albert Haynesworth (92)
RE	Jevon Kearse (90)
LLB	Peter Sirmon (59)
MLB	Rocky Calmus (54)
RLB	Keith Bulluck (53)
LCB	Andre Dyson (22)
RCB	Samari Rolle (21)
SS	Tank Williams (25)
FS	Lance Schulters (31)

SPECIALISTS	
K	Gary Anderson (1)
P	Craig Hentrich (15)

NFL Co-MVP: Steve McNair

Pro Bowl

All-Pro

GM: Floyd Reese; Head Coach: Jeff Fisher  
Asst. Coaches: Mike Heimerdinger (off. coord.), Jim Schwartz (def. coord.), George Henshaw (asst. head coach/off.), Gunther Cunningham (asst. head coach defense/LB), Chuck Cecil (def. asst.), Ned James (off. asst.), Craig Johnson (QB), Alan Lowry (ST), Mike Munchak (OL), Sherman Smith (RB), Steve Walters (WR), Jim Washburn (DL), Steve Watterson (strength & rehab.), Everett Withers (DB)

AMERICAN FOOTBALL CONFERENCE STANDINGS				
AFC EAST	W	L	T	PCT.
New England	14	2	0	.875
Miami	10	6	0	.625
Buffalo	6	10	0	.375
N.Y. Jets	6	10	0	.375
AFC NORTH	W	L	T	Pct.
Baltimore	10	6	0	.625
Cincinnati	8	8	0	.500
Pittsburgh	6	10	0	.375
Cleveland	5	11	0	.312
AFC SOUTH	W	L	T	PCT.
Indianapolis	12	4	0	.750
* Tennessee	12	4	0	.750
Jacksonville	5	11	0	.312
Houston	5	11	0	.312
AFC WEST	W	L	T	PCT.
Kansas City	13	3	0	.812
* Denver	10	6	0	.625
Oakland	4	12	0	.250
San Diego	4	12	0	.250

NATIONAL FOOTBALL CONFERENCE STANDINGS				
NFC EAST	W	L	T	PCT.
Philadelphia	12	4	0	.750
* Dallas	10	6	0	.625
Washington	5	11	0	.312
N.Y. Giants	4	12	0	.250
NFC NORTH	W	L	T	Pct.
Green Bay	10	6	0	.625
Minnesota	9	7	0	.562
Chicago	7	9	0	.438
Detroit	5	11	0	.312
NFC SOUTH	W	L	T	PCT.
Carolina	11	5	0	.688
New Orleans	8	8	0	.500
Tampa Bay	7	9	0	.438
Atlanta	5	11	0	.312
NFC WEST	W	L	T	PCT.
St. Louis	12	4	0	.750
* Seattle	10	6	0	.625
San Francisco	7	9	0	.438
Arizona	4	12	0	.250

\* Wild Card for Playoffs

2002 SEASON (11-5 REGULAR SEASON, 1-1 PLAYOFFS) • 1ST PLACE AFC SOUTH

DATE	OPPONENT	SCORE	W/L	ATT
Sep. 8	PHILADELPHIA	27-24	W	68,804
Sep. 15	at Dallas	13-21	L	62,527
Sep. 22	CLEVELAND	28-31*	L	68,804
Sep. 29	at Oakland	25-52	L	58,719
Oct. 6	WASHINGTON	14-31	L	68,804
Oct. 13	JACKSONVILLE	23-14	W	68,804
Oct. 20	BYE			
Oct. 27	at Cincinnati	30-24	W	52,822
Nov. 3	at Indianapolis	23-15	W	56,752
Nov. 10	HOUSTON	17-10	W	68,804
Nov. 17	PITTSBURGH	31-23	W	68,804
Nov. 24	at Baltimore	12-13	L	69,365
Dec. 1	at N.Y. Giants	32-29*	W	78,640
Dec. 8	INDIANAPOLIS	27-17	W	68,804
Dec. 16	NEW ENGLAND	24-7	W	68,809
Dec. 22	at Jacksonville	28-10	W	51,033
Dec. 29	at Houston	13-3	W	70,694
Jan. 11	PITTSBURGH	34-31*	W	68,809
Jan. 19	at Oakland	24-41	L	62,544

\* Overtime

	TITANS	OPP
Total First Downs	312	297
Rushing	112	75
Passing	182	197
Penalty	18	25
3rd Down: Made/Att	94/216	76/202
3rd Down Pct.	43.5	37.6
4th Down: Made/Att	9/16	9/18
4th Down Pct.	56.3	50.0
Possession Avg.	32:47	27:13
Total Net Yards	5272	4964
Avg. Per Game	329.5	310.3
Total Plays	1032	974
Avg. Per Play	5.1	5.1
Net Yards Rushing	1952	1424
Avg. Per Game	122.0	89.0
Total Rushes	511	372
Avg. Per Play	3.8	3.8
Net Yards Passing	3320	3540
Avg. Per Game	207.5	221.3
Sacked/Yards Lost	21/121	40/213
Gross Yards	3441	3753
Att./Comp.	500/306	562/339
Completion Pct.	61.2	60.3
Had Intercepted	15	18
Punts/Average	66/41.3	77/41.6
Net Punting Avg.	66/33.9	77/36.2
Penalties/Yards	112/891	99/853
Fumbles/Ball Lost	20/10	22/11
Touchdowns	42	40
Rushing	16	7
Passing	22	27
Returns	4	6

BY PERIODS	1	2	3	4	OT	PTS
Titans	76	127	67	94	3	367
Opponents	72	71	68	110	3	324

SCORING	TD	RU	PA	RT	PAT	FG	S	TP
Nedney	0	0	0	0	36/36	25/31	0	111
George	14	12	2	0			0	86
Mason	5	0	5	0			0	30
K. Dyson	4	0	4	0			0	24
Simon	4	1	3	0			0	24
McNair	3	3	0	0			0	20
Bennett	2	0	2	0			0	12
McCareins	2	0	2	0			0	12
Wycheck	2	0	2	0			0	12
Bulluck	1	0	0	1			0	6
Coady	1	0	0	1			0	6
A. Dyson	1	0	0	1			0	6
Green	1	0	1	0			0	6
Meier	1	0	1	0			0	6
Simmon	1	0	0	1			0	6
Titans	42	16	22	4	36/36	25/31	0	367
Opponents	40	7	27	6	36/36	14/21	0	324

2-Pt Conversions: George, McNair, Titans 2-6, Opponents 3-4

RUSHING	No	Yds	Avg	Lg	TD
George	343	1165	3.4	35	12
McNair	82	440	5.4	26	3
Holcombe	47	242	5.1	39	0
Green	21	71	3.4	12	0
McCareins	2	18	9.0	16	0
Simon	9	18	2.0	13	1
Hentrich	1	5	5.0	5	0

PASSING	Att	Cmp	Pct	Yards	Yds/Att	TD	Int	Lg	Sk/Yds	Rating
McNair	492	301	61.2	3387	6.88	22	15	55	21/121	84.0
O'Donnell	5	3	60.0	24	4.80	0	0	0	0/0	72.1
Wycheck	2	1	50.0	13	6.50	0	0	13	0/0	70.8
Hentrich	1	1	100.0	17	17.0	0	0	17	0/0	118.8
Titans	500	306	61.2	3441	6.88	22	15	55	21/121	83.9
Opponents	562	339	60.3	3753	6.68	27	18	75	40/213	82.8

Comella	1	0	0.0	0	0
O'Donnell	3	-3	-1.0	-1	0
K. Dyson	2	-4	-2.0	5	0
Titans	511	1952	3.8	39	16
Opponents	372	1424	3.8	42	7

RECEIVING	No	Yds	Avg	Lg	TD
Mason	79	1012	12.8	40	5
K. Dyson	41	460	11.2	40	4
Wycheck	40	346	8.7	19	2
George	36	255	7.1	14t	2
Bennett	33	478	14.5	53	2
McCareins	19	301	15.8	55	2
Simon	16	167	10.4	42t	3
Kinney	13	173	13.3	31	0
Holcombe	10	91	9.1	18	0
Comella	10	70	7.0	17	0
Green	7	57	8.1	21	1
Meier	1	17	17.0	17t	1
Berlin	1	14	14.0	14	0
Titans	306	3441	11.2	55	22
Opponents	339	3753	11.1	75	27

INTERCEPTIONS	No	Yds	Avg	Lg	TD
Schulters	6	56	9.3	28	0
Simmon	3	88	29.3	32t	1
A. Dyson	3	27	9.0	16t	1
Rolle	2	0	0.0	0	0
Coady	1	24	24.0	24t	1
Bulluck	1	5	5.0	5	0
Williams	1	0	0.0	0	0
Mitchell	1	-2	-2.0	-2	0
Titans	18	198	11.0	32t	3
Opponents	15	179	11.9	82t	2

PUNTING	No	Yds	Avg	Net	TB	In	Lg	B
Hentrich	65	2725	41.9	33.9	5	28	56	1
Titans	66	2725	41.3	33.9	5	28	56	1
Opponents	77	3202	41.6	36.2	10	22	61	1

PUNT RETURNS	No	FC	Yds	Avg	Lg	TD
Simon	13	6	113	8.7	30	0
Mason	9	12	60	6.7	21	0
McCareins	6	4	44	7.3	16	0
Titans	28	22	217	7.8	30	0
Opponents	28	19	390	13.9	83t	3

KICKOFF RETURNS	No	Yds	Avg	Lg	TD
Simon	20	371	18.6	29	0
Berlin	13	260	20.0	32	0
McCareins	13	300	23.1	48	0
Kinney	3	41	13.7	25	0
Green	1	10	10.0	10	0
Titans	50	982	19.6	48	0
Opponents	74	1482	20.0	54	0

FIELD GOALS	1-19	20-29	30-39	40-49	50+
Nedney	0/0	9/9	10/12	5/8	1/2
Titans	0/0	9/9	10/12	5/8	1/2
Opponents	1/2	3/3	5/7	4/6	1/3

Nedney: (33G, 47G) (37G, 53G) ( ) ( ) ( ) (40G, 26G, 33G, 32N) (33G, 28G, 46G) (28G, 34G, 39G) (49N, 24G) (39N, 43G) (32G, 37G, 40G, 21G) (54N, 38G) (35G, 29G) (45N, 28G) (46N) (28G, 26G)  
Opponents: (30G) ( ) (52N, 33G) (28G) (31G) ( ) (44G) (46N) (51G) (31N, 37N) (26G, 43G) (38G, 36G, 19G) (44G, 44N) ( ) (24G) (50N, 19N, 42G)

SACKS  
Carter 10.0, C. Hall 8.0, Ford 3.5, Smith 2.5, Kears 2.0, Schulters 2.0, Simon 2.0, Thornton 2.0, Williams 2.0, Bulluck 1.0, A. Dyson 1.0, Godfrey 1.0, Haynesworth 1.0, J. Thomas 1.0  
Titans 40.0, Opponents 21.0

TACKLES (Solo-Assists-Total)  
Bulluck (116-64-180), Simon (83-47-130), Schulters (75-19-94), Smith (41-32-73), Carter (42-29-71), Hall (43-27-70), Williams (55-14-69), A. Dyson (54-7-61), Haynesworth (31-24-55), Mitchell (40-11-51), Ford (24-21-45), Rolle (37-7-44), Godfrey (27-17-44), Thornton (21-23-44), Chamberlin (14-13-27), Echols (13-6-19), Thomas (11-5-16), Calmus (9-4-13), Aldridge (8-5-13), Coady (10-2-12), Kears (6-5-11), Morris (7-2-9), Boiman (1-5-6), Beckham (1-0-1), Kassell (0-1-1)  
Team Totals: 769-390-1159

USUAL STARTING LINEUP

OFFENSE  
WR Derrick Mason (85)  
TE/FB Erron Kinney (88)/Greg Comella (33)  
LT Brad Hopkins (72)  
LG Zach Piller (69)  
C Gennaro DiNapoli (64)  
RG Benji Olson (75)  
RT Fred Miller (71)  
TE Frank Wycheck (89)  
WR Kevin Dyson (87)  
QB Steve McNair (9)  
RB Eddie George (27)

DEFENSE  
LE Kevin Carter (93)  
LT John Thornton (78)  
RT Henry Ford (92)  
RE Carlos Hall (97)  
LLB Peter Sirmon (59)  
MLB Randall Godfrey (56)  
RLB Keith Bulluck (53)  
LCB Andre Dyson (22)  
RCB Samari Rolle (21)  
SS Tank Williams (25)  
FS Lance Schulters (31)

SPECIALISTS  
K Joe Nedney (6)  
P Craig Hentrich (15)

Pro Bowl  
All-Pro

GM: Floyd Reese; Head Coach: Jeff Fisher  
Asst. Coaches: Mike Heimerdinger (off. coord.), Jim Schwartz (def. coord.), George Henshaw (asst. head coach/off.), Gunther Cunningham (asst. head coach defense/LB), Chuck Cecil (def. asst.), Ned James (off. asst.), Craig Johnson (QB), Alan Lowry (ST), Mike Munchak (OL), Sherman Smith (RB), Steve Walters (WR), Jim Washburn (DL), Steve Watterson (strength & rehab.), Everett Withers (DB)

AMERICAN FOOTBALL CONFERENCE STANDINGS				
AFC EAST	W	L	T	PCT.
N.Y. Jets	9	7	0	.562
New England	9	7	0	.562
Miami	9	7	0	.562
Buffalo	8	8	0	.500
AFC NORTH	W	L	T	PCT.
Pittsburgh	10	5	1	.656
* Cleveland	9	7	0	.562
Baltimore	7	9	0	.438
Cincinnati	2	14	0	.125
AFC SOUTH	W	L	T	PCT.
Tennessee	11	5	0	.688
* Indianapolis	10	6	0	.625
Jacksonville	6	10	0	.375
Houston	4	12	0	.250
AFC WEST	W	L	T	PCT.
Oakland	11	5	0	.688
Denver	9	7	0	.562
San Diego	8	8	0	.500
Kansas City	8	8	0	.500

NATIONAL FOOTBALL CONFERENCE STANDINGS				
NFC EAST	W	L	T	PCT.
Philadelphia	12	4	0	.750
* N.Y. Giants	10	6	0	.625
Washington	7	9	0	.438
Dallas	5	11	0	.312
NFC NORTH	W	L	T	PCT.
Green Bay	12	4	0	.750
Minnesota	6	10	0	.375
Chicago	4	12	0	.250
Detroit	3	13	0	.188
NFC SOUTH	W	L	T	PCT.
Tampa Bay	12	4	0	.750
* Atlanta	9	6	1	.594
New Orleans	9	7	0	.562
Carolina	7	9	0	.438
NFC WEST	W	L	T	PCT.
San Francisco	10	6	0	.625
St. Louis	7	9	0	.438
Seattle	7	9	0	.438
Arizona	5	11	0	.312

\* Wild Card for Playoffs

2001 SEASON (7-9 REGULAR SEASON, 0-0 PLAYOFFS) • 3RD PLACE AFC CENTRAL (TIED)

DATE	OPPONENT	SCORE	W/L	ATT
Sep. 9	MIAMI	23-31	L	68,798
Sep. 23	at Jacksonville	6-13	L	65,994
Sep. 30	BYE			
Oct. 7	at Baltimore	7-26	L	69,494
Oct. 14	TAMPA BAY	31-28*	W	68,798
Oct. 21	at Detroit	27-24	W	76,940
Oct. 29	at Pittsburgh	7-34	L	63,763
Nov. 4	JACKSONVILLE	28-24	W	68,798
Nov. 12	BALTIMORE	10-16	L	68,798
Nov. 18	at Cincinnati	20-7	W	63,865
Nov. 25	PITTSBURGH	24-34	L	68,801
Dec. 2	at Cleveland	31-15	W	72,818
Dec. 9	at Minnesota	24-42	L	64,271
Dec.16	GREEN BAY	26-20	W	68,804
Dec. 22	at Oakland	13-10	W	61,934
Dec. 30	CLEVELAND	38-41	L	68,798
Jan. 6	CINCINNATI	21-23	L	68,798
* Overtime				

	TITANS	OPP
Total First Downs	288	300
Rushing	87	79
Passing	179	192
Penalty	22	29
3rd Down: Made/Att	98/233	74/212
3rd Down Pct.	42.1	34.9
4th Down: Made/Att	2/15	7/14
4th Down Pct.	13.3	50.0
Possession Avg.	31:29	28:31
Total Net Yards	5352	5515
Avg. Per Game	334.5	344.7
Total Plays	1026	996
Avg. Per Play	5.2	5.5
Net Yards Rushing	1794	1431
Avg. Per Game	112.1	89.4
Total Rushes	468	405
Avg. Per Play	3.8	3.5
Net Yards Passing	3558	4084
Avg. Per Game	222.4	255.3
Sacked/Yards Lost	43/309	32/175
Gross Yards	3867	4259
Att./Comp.	515/307	559/328
Completion Pct.	59.6	58.7
Had Intercepted	17	13
Punts/Average	85/42.0	82/41.3
Net Punting Avg.	85/37.0	82/35.7
Penalties/Yards	119/1025	88/832
Fumbles/Ball Lost	18/11	21/11
Touchdowns	39	46
Rushing	12	17
Passing	23	27
Returns	4	2

BY PERIODS	1	2	3	4	OT	PTS
Titans	84	73	90	86	3	336
Opponents	61	127	74	126	0	388

SCORING	TD	RU	PA	RT	PAT	FG	S	TP
Nedney	0	0	0	0	34/35	20/28	0	94
Mason	10	0	9	1			0	62
K. Dyson	7	0	7	0			0	44
George	5	5	0	0			0	30
McNair	5	5	0	0			0	30
Wycheck	4	0	4	0			0	24
Green	2	1	1	0			0	12
Mitchell	2	0	0	2			0	12
Bennett	1	0	1	0			0	8
Hicks	1	1	0	0			0	6
Kinney	1	0	1	0			0	6
Myers	1	0	0	1			0	6
Fisk	0	0	0	0			1	2
Titans	38	12	23	4	34/35	20/28	1	336
Opponents	46	17	27	2	44/44	22/29	0	388

2-point conversions: Mason, K. Dyson, Bennett,  
Titans 3-4, Opponents 1-2

RUSHING	No	Yds	Avg	Lg	TD
George	315	939	3.0	27	5
McNair	75	414	5.5	24	5
Hicks	56	341	6.1	51	1
Green	15	71	4.7	21	1
O'Donnell	6	28	4.7	15	0
Wycheck	1	1	1.0	1	0
Titans	468	1794	3.8	51	12
Opponents	405	1431	3.5	48t	17

PASSING	Att	Cmp	Pct	Yards	Yds/Att	TD	Int	Lg	Sk/Yds	Rating
McNair	431	264	61.3	3350	7.77	21	12	71t	37/251	90.2
O'Donnell	76	42	55.3	496	6.53	2	2	35t	6/58	73.1
Volek	3	0	0.0	0	0.00	0	0	0	0/0	39.6
Green	2	0	0.0	0	0.00	0	2	0	0/0	0.0
Hentrich	2	0	0.0	0	0.00	0	1	0	0/0	0
Wycheck	1	1	100.0	21	21.00	0	0	21	0/0	118.8
Titans	515	307	59.6	3867	7.51	23	17	71t	43/309	84.2
Opponents	559	328	58.7	4259	7.62	27	13	78	32/175	89.1

RECEIVING	No	Yds	Avg	Lg	TD
Mason	73	1128	15.5	71t	9
Wycheck	60	672	11.2	30	4
K. Dyson	54	825	15.3	68t	7
George	37	279	7.5	25	0
Kinney	25	263	10.5	24	1
Bennett	24	329	13.7	50	1
Green	12	64	5.3	10	1
Sanders	5	74	14.8	22	0
Hicks	5	22	4.4	9	0
McCareins	3	88	29.3	36	0
Meier	3	31	10.3	18	0
Natkin	2	42	21.0	27	0
Berlin	2	28	14.0	19	0
Coleman	1	19	19.0	19	0
Ours	1	3	3.0	3	0
Titans	307	3867	12.6	71t	23
Opponents	328	4259	13.0	78	27

INTERCEPTIONS	No	Yds	Avg	Lg	TD
A. Dyson	3	36	12.0	36	0
Rolle	3	3	1.0	3	0
Bulluck	2	21	10.5	21	0
Robinson	2	13	6.5	13	0
Godfrey	1	5	5.0	5	0
Booker	1	0	0.0	0	0
Favors	1	0	0.0	0	0
Titans	13	78	6.0	36	0
Opponents	17	163	9.6	45t	2

PUNTING	No	Yds	Avg	Net	TB	In	Lg	B
Hentrich	85	3567	42.0	37.0	8	28	70	0
Titans	85	3567	42.0	37.0	8	28	70	0
Opponents	82	3388	41.3	35.7	9	25	58	1

PUNT RETURNS	No	FC	Yds	Avg	Lg	TD
Mason	20	19	128	6.4	20	0
J. Walker	14	4	125	8.9	36	0
McCareins	2	0	29	14.5	18	0
Titans	36	23	282	7.8	36	0
Opponents	36	20	264	7.3	31	0

KICKOFF RETURNS	No	Yds	Avg	Lg	TD
Mason	34	748	22.0	101t	1
Berlin	13	253	19.5	32	0
Coleman	11	251	22.8	34	0
McCareins	4	70	17.5	21	0
J. Walker	3	33	11.0	19	0
Green	2	20	10.0	12	0
Bennett	1	11	11.0	11	0
Kinney	1	13	13.0	13	0
Long	1	10	10.0	10	0
Rolle	1	3	3.0	3	0
Titans	71	1413	19.9	101t	1
Opponents	57	1418	24.9	81	0

FIELD GOALS	1-19	20-29	30-39	40-49	50+
Nedney	0/0	6/6	5/5	8/15	1/2
Titans	0/0	6/6	5/5	8/15	1/2
Opponents	0/0	4/4	15/17	2/7	1/1

Nedney: (51G) (47N, 22G, 43G) (46N) (44G, 45G, 47N, 49G) (38G, 4G, 30G, 46G) (48N) (51N, 46G) (48N, 27G) (41G, 37G) (49G) (29G) (37G) (44N, 24G) (22G, 21G) (31G) ()  
Opponents: (37G) (35G, 37N, 39G) (26G, 25G) () (40B, 23G) (48N, 42G, 27G) (38G) (31G, 33G, 30G) () (39G, 47N, 37G) () (33G, 54G) (40N, 35G, 33N, 42N) (30G, 44G) (30G, 33G, 34G)

SACKS  
Kearse 10.0, Evans 5.5, Fisk 2.5, Carter 2.0, Rolle 2.0, Smith 2.0, Favors 1.5, Morris 1.5, Bulluck 1.0, Chamberlin 1.0, Ford 1.0, Godfrey 1.0, Robinson 1.0  
Titans 32.0, Opponents 43.0

TACKLES (Solo-Assists-Total)  
Godfrey (79-32-111), Robinson (58-43-101) Phenix (63-24-87), Evans (53-24-77), Fisk (38-30-68), Kearse (39-25-64), Bulluck (35-29-64), Carter (39-22-61), Favors (34-27-61), A. Dyson (52-6-58), Rolle (52-4-56), Morris (34-12-46), Ford (24-20-44), Jenkins (12-3-15), Porter (26-5-31), Bishop (22-5-27), Mitchell (22-3-25), Salave'a (6-12-18), J. Walker (8-9-17), Smith (8-8-16), Chamberlin (12-3-15), Booker (6-2-8), Myers (2-2-4), Thomas (2-1-3), Green (1-0-1)  
Team Totals: 751-352-1103

USUAL STARTING LINEUP	
OFFENSE	
WR	Derrick Mason (85)
TE/FB	Erron Kinney (88)
LT	Brad Hopkins (72)
LG	Zach Piller (69)
C	Bruce Matthews (74)
RG	Benji Olson (75)
RT	Fred Miller (71)
TE	Frank Wycheck (89)
WR	Kevin Dyson (87)
QB	Steve McNair (9)
RB	Eddie George (27)

DEFENSE	
LE	Kevin Carter (93)
LT	Josh Evans (91)
RT	Jason Fisk (97)
RE	Jevon Kearse (90)
LLB	Greg Favors (51)
MLB	Randall Godfrey (56)
RLB	Eddie Robinson (55)
LCB	Andre Dyson (22)
RCB	Samari Rolle (21)
SS	Aric Morris (28)
FS	Perry Phenix (35)

SPECIALISTS	
K	Joe Nedney (6)
P	Craig Hentrich (15)

Pro Bowl  
All-Pro  
GM: Floyd Reese; Head Coach: Jeff Fisher  
Asst. Coaches: Mike Heimerdinger (off. coord.), Jim Schwartz (def. coord.), George Henshaw (asst. head coach/off.), Gunther Cunningham (asst. head coach defense/LB), Chuck Cecil (def. asst.), Craig Johnson (off. asst.), Alan Lowry (ST), Mike Munchak (OL), Sherman Smith (RB), Steve Walters (WR), Jim Washburn (DL), Steve Watterson (strength & rehab.), Everett Withers (DB)

AMERICAN FOOTBALL CONFERENCE STANDINGS				
AFC EAST	W	L	T	PCT.
New England	11	5	0	.688
* Miami	11	5	0	.688
* N.Y. Jets	10	6	0	.625
Indianapolis	6	10	0	.375
Buffalo	3	13	0	.188
AFC CENTRAL	W	L	T	Pct.
Pittsburgh	13	3	0	.812
* Baltimore	10	6	0	.625
Cleveland	7	9	0	.438
Tennessee	7	9	0	.438
Jacksonville	6	10	0	.375
Cincinnati	6	10	0	.375
AFC WEST	W	L	T	Pct.
Oakland	10	6	0	.625
Seattle	9	7	0	.562
Denver	8	8	0	.500
Kansas City	6	10	0	.375
San Diego	5	11	0	.312

NATIONAL FOOTBALL CONFERENCE STANDINGS				
NFC EAST	W	L	T	PCT.
Philadelphia	11	5	0	.688
Washington	8	8	0	.500
N.Y. Giants	7	9	0	.438
Arizona	7	9	0	.438
Dallas	5	11	0	.312
NFC CENTRAL	W	L	T	Pct.
Chicago	13	3	0	.812
* Green Bay	12	4	0	.750
* Tampa Bay	9	7	0	.562
Minnesota	5	11	0	.312
Detroit	2	14	0	.125
NFC WEST	W	L	T	Pct.
St. Louis	14	2	0	.875
* San Francisco	12	4	0	.750
New Orleans	7	9	0	.438
Atlanta	7	9	0	.438
Carolina	1	15	0	.062

\* Wild Card for Playoffs



2000 SEASON (13-3 REGULAR SEASON, 0-1 PLAYOFFS) • 1ST PLACE AFC CENTRAL

DATE	OPPONENT	SCORE	W/L	ATT
Sep. 3	at Buffalo	13-16	L	77,492
Sep. 10	KANSAS CITY	17-14*	W	68,203
Sep. 17	BYE			
Sep. 24	at Pittsburgh	23-20	W	51,769
Oct. 1	NY GIANTS	28-14	W	68,341
Oct. 8	at Cincinnati	23-14	W	63,406
Oct. 16	JACKSONVILLE	27-13	W	68,498
Oct. 22	at Baltimore	14-6	W	69,200
Oct. 30	at Washington	27-21	W	83,472
Nov. 5	PITTSBURGH	9-7	W	68,498
Nov. 12	BALTIMORE	23-24	L	68,490
Nov. 19	CLEVELAND	24-10	W	68,498
Nov. 26	at Jacksonville	13-16	L	65,454
Dec. 3	at Philadelphia	15-13	W	65,639
Dec. 10	CINCINNATI	35-3	W	68,498
Dec. 17	at Cleveland	24-0	W	72,318
Dec. 25	DALLAS	31-0	W	68,498
Jan. 7	BALTIMORE	10-24	L	68,527

\* Overtime

	TITANS	OPP
Total First Downs	299	215
Rushing	107	62
Passing	167	134
Penalty	25	19
3rd Down: Made/Att	97/228	68/221
3rd Down Pct.	42.5	30.8
4th Down: Made/Att	4/11	1/12
4th Down Pct.	36.4	8.3
Possession Avg.	33:48	26:12
Total Net Yards	5350	3814
Avg. Per Game	334.4	238.4
Total Plays	1036	908
Avg. Per Play	5.2	4.2
Net Yards Rushing	2085	1390
Avg. Per Game	130.3	86.9
Total Rushes	546	387
Net Yards Passing	3265	2424
Avg. Per Game	204.1	151.5
Sacked/Yards Lost	28/165	55/337
Gross Yards	3430	2761
Att./Comp.	462/286	466/242
Completion Pct.	61.9	51.9
Had Intercepted	16	17
Punts/Average	76/40.8	105/42.7
Net Punting Avg.	76/36.3	105/35.0
Penalties/Yards	107/870	97/778
Fumbles/Ball Lost	24/14	39/13
Touchdowns	38	20
Rushing	14	7
Passing	18	10
Returns	6	3

BY PERIODS	1	2	3	4	OT	PTS
Titans	65	111	75	92	3	346
Opponents	36	50	30	75	0	191

SCORING	TD	RU	PA	RT	PAT	FG	S	TP
Del Greco	0	0	0	0	37/38	27/33	0	118
George	16	14	2	0			0	96
Mason	6	0	5	1			0	36
Wycheck	4	0	4	0			0	24
Neal	2	0	2	0			0	12
Thigpen	2	0	2	0			0	12
Bulluck	1	0	0	1			0	6
K.Dyson	1	0	1	0			0	6
Ford	1	0	0	1			0	6
Godfrey	1	0	0	1			0	6
Kinney	1	0	1	0			0	6
Phenix	1	0	0	1			0	6
Rolle	1	0	0	1			0	6
Thomas	1	0	1	0			0	6
Hentrich	0	0	0	0	0/0	0/1	0	0
Titans	38	14	18	6	37/38	27/34	0	346
Opponents	20	7	10	3	20/20	17/22	0	191

2-point conversions: Titans 0-0, Opponents 0-0

RUSHING	No	Yds	Avg	Lg	TD
George	403	1509	3.7	35t	14
McNair	71	404	5.7	25	0
Thomas	61	175	2.9	20	0
Mason	1	1	1.0	1	0
Neal	1	-2	-2.0	-2	0
O'Donnell	9	-2	-2.2	4	0
Titans	546	2085	3.8	35t	14
Opponents	387	1390	3.6	80t	7

PASSING	Att	Cmp	Pct	Yards	Yds/Att	TD	Int	Lg	Sk/Yds	Rating
McNair	396	248	62.6	2847	7.19	15	13	56t	24/141	83.2
O'Donnell	64	36	56.3	530	8.28	2	3	67	3/23	74.3
Wycheck	2	2	100.0	53	26.50	1	0	30t	0/0	158.3
Titans	462	286	61.9	3430	7.42	18	16	67	28/165	83.2
Opponents	466	242	51.9	2761	5.92	10	17	48	55/337	62.0

RECEIVING	No	Yds	Avg	Lg	TD
Wycheck	70	636	9.1	26	4
Mason	63	895	14.2	34	5
George	50	453	9.1	24	2
Sanders	33	536	16.2	54	0
Kinney	19	197	10.4	19	1
Thigpen	15	289	19.3	56t	2
Pickens	10	242	24.2	67	0
Neal	9	31	3.4	8	2
Thomas	8	35	4.4	9t	1
Dyson	6	104	17.3	30t	1
Roan	3	12	4.0	6	0
Titans	286	3430	12.0	67	18
Opponents	242	2761	11.4	48	10

INTERCEPTIONS	No	Yds	Avg	Lg	TD
Rolle	7	140	20.0	81t	1
Sidney	3	19	6.3	19	0
Godfrey	2	25	12.5	24t	1
D. Walker	2	4	2.0	4	0
Phenix	1	87	87.0	87t	1
Bulluck	1	8	8.0	8t	1
Booker	1	2	2.0	2	0
Titans	17	285	16.8	87t	4
Opponents	16	236	14.8	42t	3

PUNTING	No	Yds	Avg	Net	TB	In	Lg	B
Hentrich	76	3101	40.8	36.3	9	33	67	0
Titans	76	3101	40.8	36.3	9	33	67	0
Opponents	105	4484	42.7	35.0	7	30	64	0

PUNT RETURNS	No	FC	Yds	Avg	Lg	TD
Mason	51	17	662	13.0	69t	1
Thigpen	1	1	9	9.0	9	0
D.Walker	1	0	0	0.0	0	0
Titans	53	18	671	12.7	69t	1
Opponents	28	21	160	5.7	20	0

KICKOFF RETURNS	No	Yds	Avg	Lg	TD
Mason	42	1132	27.0	66	0
Coleman	2	54	27.0	27	0
Leach	1	10	10.0	10	0
Neal	1	15	15.0	15	0
Thornton	1	16	16.0	16	0
Titans	47	1227	26.1	66	0
Opponents	76	1587	20.9	38	0

FIELD GOALS	1-19	20-29	30-39	40-49	50+
Del Greco	0/0	13/15	7/8	6/9	1/1
Hentrich	0/0	0/0	0/0	0/0	0/1
Titans	0/0	13/15	7/8	6/9	1/2
Opponents	0/0	5/5	6/8	6/7	0/2

Del Greco:(38G, 27G) (36G) (24G, 40G, 40G) (46N) (22G, 41G, 33N, 34G) (26G, 44N, 28G) () (46G, 21G) (21G, 24N, 31G, 29G) (23G, 43N) (22G) (30G, 38G, 28N) (26G, 42G, 22G, 44G, 50G) () (33G) (21G)  
Hentrich: (60N) () () () () () () () () () () () () () () ()  
Opponents: (51N, 42G, 41G, 33G) (36N) (32G, 32G, 50N) () (35B, 46N) (23G, 45G) (21G, 38G) () () (45G) (38G) (27G, 20G, 38G) (23G, 40G) (45G) () ()

SACKS  
Kearse 11.5, Holmes 8.0, Favors 5.5, Robinson 4.0, Salave'a 4.0, Thornton 4.0, Embray 3.5, Godfrey 3.0, Bishop 2.5, Smith 2.5, Fisk 2., Ford 2.0, Rolle 1.5, Killens 1.0  
Titans 55.0, Opponents 28.0

TACKLES (Solo-Assists-Total)  
Godfrey (97-72-169), Bishop (76-29-105), Robertson (62-30-92), Robinson (59-32-91), Kearse (53-31-84), Fisk (41-35-76), Holmes (44-29-73), Favors (37-24-61), Thornton (27-28-55), Ford (28-19-47), Salave'a (22-21-43), Walker (40-3-43), Rolle (27-15-42), Phenix (20-5-25), Sidney (15-6-21), Bulluck (13-8-21), Booker (11-9-20), Embray (7-9-16), Myers (8-3-11), McCullough (6-2-8), Smith (4-2-6), Chamberlin (0-2-2), Killens (2-0-2), Morris (0-1-1)  
Team Totals: 693-416-1109

USUAL STARTING LINEUP

OFFENSE  
WR Derrick Mason (85)  
LT Brad Hopkins (72)  
LG Bruce Matthews (74)  
C Kevin Long (60)  
RG Benji Olson (75)  
RT Fred Miller (71)  
TE Frank Wycheck (89)  
WR Chris Sanders (81)  
QB Steve McNair (9)  
RB Eddie George (27)  
FB Lorenzo Neal (41)

DEFENSE  
LE Jevon Kearse (90)  
LT John Thornton (78)  
RT Jason Fisk (97)  
RE Kenny Holmes (99)  
LLB Greg Favors (51)  
MLB Randall Godfrey (56)  
RLB Eddie Robinson (55)  
LCB Denard Walker (25)  
RCB Samari Rolle (21)  
SS Blaine Bishop (23)  
FS Marcus Robertson (31)

SPECIALISTS  
K Al Del Greco (3)  
P Craig Hentrich (15)

Pro Bowl  
All-Pro

GM: Floyd Reese; Head Coach: Jeff Fisher  
Asst. Coaches: Mike Heimerdinger (off. coord.), Gregg Williams (def. coord.), George Henshaw (asst. head coach/off.), Jerry Gray (DB), Craig Johnson (off. asst.), Alan Lowry (ST), Mike Munchak (OL), Jim Schwartz (LB), Sherman Smith (RB), Ronnie Vinklearek (def. asst.), Steve Walters (WR), Jim Washburn (DL), Steve Watterson (strength & rehab.)

AMERICAN FOOTBALL CONFERENCE STANDINGS

AFC EAST	W	L	T	PCT.
Miami	11	5	0	.688
* Indianapolis	10	6	0	.625
N.Y. Jets	9	7	0	.563
Buffalo	8	8	0	.500
New England	5	11	0	.313
AFC CENTRAL	W	L	T	Pct.
Tennessee	13	3	0	.813
* Baltimore	12	4	0	.750
Pittsburgh	9	7	0	.563
Jacksonville	7	9	0	.438
Cincinnati	4	12	0	.250
Cleveland	3	13	0	.188
AFC WEST	W	L	T	Pct.
Oakland	12	4	0	.750
* Denver	11	5	0	.688
Kansas City	7	9	0	.438
Seattle	6	10	0	.375
San Diego	1	15	0	.063

NATIONAL FOOTBALL CONFERENCE STANDINGS

NFC EAST	W	L	T	PCT.
N.Y. Giants	12	4	0	.750
* Philadelphia	11	5	0	.688
Washington	8	8	0	.500
Dallas	5	11	0	.313
Arizona	3	13	0	.188
NFC CENTRAL	W	L	T	Pct.
Minnesota	11	5	0	.688
* Tampa Bay	10	6	0	.625
Green Bay	9	7	0	.563
Detroit	9	7	0	.563
Chicago	5	11	0	.313
NFC WEST	W	L	T	Pct.
New Orleans	10	6	0	.625
* St. Louis	10	6	0	.625
Carolina	7	9	0	.438
San Francisco	6	10	0	.375
Atlanta	4	12	0	.250

\* Wild Card for Playoffs



1999 SEASON (13-3 REGULAR SEASON, 3-1 PLAYOFFS) • 2ND PLACE AFC CENTRAL

DATE	OPPONENT	SCORE	W/L	ATT
Sep. 12	CINCINNATI	36-35	W	65,272
Sep. 19	CLEVELAND	26-9	W	65,904
Sep. 26	at Jacksonville	20-19	W	61,502
Oct. 3	at San Francisco	22-24	L	67,447
Oct. 10	BALTIMORE	14-11	W	65,486
Oct. 17	at New Orleans	24-21	W	51,875
Oct. 24	BYE			
Oct. 31	ST. LOUIS	24-21	W	66,415
Nov. 7	at Miami	0-17	L	74,109
Nov. 14	at Cincinnati	24-14	W	46,017
Nov. 21	PITTSBURGH	16-10	W	66,619
Nov. 28	at Cleveland	33-21	W	72,008
Dec. 5	at Baltimore	14-41	L	67,854
Dec. 9	OAKLAND	21-14	W	66,357
Dec. 19	ATLANTA	30-17	W	66,196
Dec. 26	JACKSONVILLE	41-14	W	66,641
Jan. 2	at Pittsburgh	47-36	W	48,025
Jan. 8	BUFFALO	22-16	W	66,782
Jan. 16	at Indianapolis	19-16	W	57,097
Jan. 23	at Jacksonville	33-14	W	75,206
Jan. 30	ST. LOUIS	16-23	L	72,625

\* Overtime

	TITANS	OPP
Total First Downs	294	300
Rushing	109	81
Passing	167	193
Penalty	18	26
3rd Down: Made/Att	83/217	70/200
3rd Down Pct.	38.2	35.0
4th Down: Made/Att	7/12	4/14
4th Down Pct.	58.3	28.6
Possession Avg.	31:30	28:30
Total Net Yards	5296	5245
Avg. Per Game	331.0	327.8
Total Plays	1011	994
Avg. Per Play	5.2	5.3
Net Yards Rushing	1811	1550
Avg. Per Game	113.2	96.9
Total Rushes	459	383
Net Yards Passing	3485	3695
Avg. Per Game	217.8	230.9
Sacked/Yards Lost	25/137	54/305
Gross Yards	3622	4000
Att./Comp.	527/304	557/312
Completion Pct.	57.7	56.0
Had Intercepted	13	16
Punts/Average	90/42.5	80/42.9
Net Punting Avg.	90/38.1	80/37.2
Penalties/Yards	114/1069	128/1010
Fumbles/Ball Lost	17/9	39/24
Touchdowns	46	39
Rushing	19	8
Passing	23	26
Returns	4	5

BY PERIODS	1	2	3	4	OT	PTS
Titans	113	97	85	97	0	392
Opponents	44	93	103	84	0	324

SCORING	TD	RU	PA	RT	PAT	FG	S	TP
Del Greco	0	0	0	0	43/43	21/25	0	106
E. George	13	9	4	0			0	78
McNair	8	8	0	0			0	48
Dyson	4	0	4	0			0	24
Thigpen	4	0	4	0			0	24
Neal	3	1	2	0			0	18
Roan	3	0	3	0			0	18
Byrd	2	0	2	0			0	12
Wycheck	2	0	2	0			0	12
Harris	1	0	1	0			0	8
Kearse	1	0	0	1			0	6
Mason	1	0	0	1			0	6
Mitchell	1	0	0	1			0	6
Sanders	1	0	1	0			0	6
Thomas	1	1	0	0			0	6
Walker	1	0	0	1			0	6
Thornton	0	0	0	0			1	2
Titans	46	19	23	4	43/43	21/25	4	392
Opponents	39	8	26	5	33/33	15/22	2	324

2-point conversions: Harris, Titans 1-3, Opponents 4-6

RUSHING	No	Yds	Avg	Lg	TD
E. George	320	1304	4.1	40	9
McNair	72	337	4.7	38	8
Thomas	43	164	3.8	22	1
Dyson	1	3	3.0	3	0
Hentrich	2	1	0.5	1	0

PASSING	Att	Cmp	Pct	Yards	Yds/Att	TD	Int	Lg	Sk/Yds	Rating
McNair	331	187	56.5	2179	6.58	12	8	65t	16/74	78.6
O'Donnell	195	116	59.5	1382	7.09	10	5	54t	9/63	87.6
Wycheck	1	1	100.0	61	61.00	1	0	61t	0/0	158.3
Titans	527	304	57.7	3622	6.87	23	13	65t	25/137	83.1
Opponents	557	312	56.0	4000	7.18	26	16	78t	54/305	82.3

Neal	2	1	0.5	1t	1
O'Donnell	19	1	0.1	4	0
Titans	459	1811	3.9	40	19
Opponents	383	1550	4.0	72	8

RECEIVING	No	Yds	Avg	Lg	TD
Wycheck	69	641	9.3	35	2
Dyson	54	658	12.2	47t	4
E. George	47	458	9.7	54t	4
Thigpen	38	648	17.1	35	4
Harris	26	297	11.4	62t	1
Sanders	20	336	16.8	48t	1
Byrd	14	261	18.6	65t	2
Roan	9	93	10.3	24t	3
Thomas	9	72	8.0	26	0
Mason	8	89	11.1	31	0
Neal	7	27	3.9	8	2
Kent	3	42	14.0	25	0
Titans	304	3622	11.9	65t	23
Opponents	312	4000	12.8	78t	26

INTERCEPTIONS	No	Yds	Avg	Lg	TD
Rolle	4	65	16.3	30	0
Sidney	3	12	4.0	7	0
Holmes	2	17	8.5	19	0
Dorsett	1	43	43.0	43	0
Mitchell	1	42	42.0	42t	1
Bowden	1	29	29.0	29	0
Walker	1	27	27.0	27	0
Fisk	1	17	17.0	17	0
Robertson	1	3	3.0	3	0
Jackson	1	2	2.0	2	0
Titans	16	257	16.1	43	1
Opponents	13	227	17.5	47t	2

PUNTING	No	Yds	Avg	Net	TB	In	Lg	B
Hentrich	90	3824	42.5	38.1	3	35	78	0
Titans	90	3824	42.5	38.1	3	35	78	0
Opponents	80	3435	42.9	37.2	5	25	72	2

PUNT RETURNS	No	FC	Yds	Avg	Lg	TD
Mason	26	15	225	8.7	65t	1
Preston TM	8	2	59	7.4	12	0
Byrd	2	0	8	4.0	8	0
S. George	1	0	18	18.0	18	0
Rolle	1	0	23	23.0	23	0
Sidney	1	0	4	4.0	4	0
Thigpen	1	0	21	21.0	21	0
Titans	40	17	358	9.0	65t	1
Opponents	45	22	335	7.4	32	0

KICKOFF RETURNS	No	Yds	Avg	Lg	TD
Mason	41	805	19.6	41	0
Preston TM	5	119	23.8	29	0
S. George	4	63	15.8	22	0
Byrd	2	16	8.0	9	0
Kent	2	24	12.0	13	0
Neal	2	15	7.5	14	0
Titans	56	1042	18.6	41	0
Opponents	76	1596	21.0	99t	2

FIELD GOALS	1-19	20-29	30-39	40-49	50+
Del Greco	1/1	8/8	7/9	4/6	1/1
Titans	1/1	8/8	7/9	4/6	1/1
Opponents	0/0	4/4	4/7	6/9	1/2

Del Greco: (50G, 33G) (35G, 44N) (44G, 48G) (21G, 22G, 28G) (1 (42N, 19G) (27G) (33N) (26G) (1 (27G, 31G, 37N) (39G, 33G) (1 (38G, 27G, 43N) (30G, 20G) (42G) Opponents: (33G, 38G) (41G) (42G) (39G) (44G, 46G, 50G) (24G, 42G) (54N, 38N) (43N, 46G) (32N) (44N, 24G) (1 (21G, 27G) (32N, 45N) (32G) (1 (1

SACKS Kearse 14.5, Robinson 6.0, Ford 5.5, Thornton 4.5, Fisk 4.0, Holmes 4.0, Bowden 3.5, Evans 3.5, Rolle 3.0, Bishop 2.5, Jones 1.0, Frederick 0.5, Jackson 0.5, Robertson 0.5, Wortham 0.5 Titans 54.0, Opponents 25.0

TACKLES (Solo-Assists-Total) Bishop (80-33-113), Robinson (84-49-113), Robertson (64-28-92), Kearse (59-26-85), Bowden (54-27-81), Wortham (50-31-81), Fisk (41-39-80), Rolle (57-13-70), Walker (47-9-56), Evans (26-28-54), Ford (26-15-41), Phenix (32-7-39), Sidney (34-5-39), Holmes (20-18-38), Thornton (23-10-33), Killens (13-12-25), Jackson (18-4-22), Colman (12-9-21), Jones (12-7-19), Dorsett (10-1-11), Frederick (2-8-10), Salave'a (4-6-10), Mitchell (6-1-7), McCullough (3-0-3) Team Totals: 760-383-1143

USUAL STARTING LINEUP

OFFENSE WR Kevin Dyson (87) LT Brad Hopkins (72) LG Bruce Matthews (74) C Kevin Long (60) RG Benji Olson (75) RT Jon Runyan (69) TE Frank Wycheck (89) WR Yancey Thigpen (82) QB Steve McNair (9) RB Eddie George (27) FB Lorenzo Neal (41)

DEFENSE

LE Jevon Kearse (90) LT Josh Evans (91) RT Jason Fisk (97) RE Kenny Holmes (99) LLB Eddie Robinson (55) MLB Barron Wortham (52) RLB Joe Bowden (58) LCB Denard Walker (25) RCB Samari Rolle (21) SS Blaine Bishop (23) FS Marcus Robertson (31)

SPECIALISTS

K Al Del Greco (3) P Craig Hentrich (15)

Pro Bowl

All-Pro

GM: Floyd Reese; Head Coach: Jeff Fisher Asst. Coaches: George Henshaw (asst. head coach/ run game), Les Steckel (off. coord.), Gregg Williams (def. coord.), Bart Andrus (QB), O'Neill Gilbert (LB), Jerry Gray (DB), Alan Lowry (ST), Mike Munchak (OL), Jim Schwartz (def. asst.), Sherman Smith (RB), Steve Walters (WR), Jim Washburn (DL), Steve Watterson (strength & rehab.)

AMERICAN FOOTBALL CONFERENCE STANDINGS

AFC EAST	W	L	T	PCT.
Indianapolis	13	3	0	.813
* Buffalo	11	5	0	.688
* Miami	9	7	0	.563
N.Y. Jets	8	8	0	.500
New England	8	8	0	.500
AFC CENTRAL	W	L	T	Pct.
Jacksonville	14	2	0	.875
* Tennessee	13	3	0	.813
Baltimore	8	8	0	.500
Pittsburgh	6	10	0	.375
Cincinnati	4	12	0	.250
Cleveland	2	14	0	.125
AFC WEST	W	L	T	Pct.
Seattle	9	7	0	.563
Kansas City	9	7	0	.563
Oakland	8	8	0	.500
San Diego	8	8	0	.500
Denver	6	10	0	.375

NATIONAL FOOTBALL CONFERENCE STANDINGS

NFC EAST	W	L	T	PCT.
Washington	10	6	0	.625
* Dallas	8	8	0	.500
N.Y. Giants	7	9	0	.438
Arizona	6	10	0	.375
Philadelphia	5	11	0	.313
NFC CENTRAL	W	L	T	Pct.
Tampa Bay	11	5	0	.688
* Minnesota	10	6	0	.625
* Detroit	8	8	0	.500
Green Bay	8	8	0	.500
Chicago	6	10	0	.375
NFC WEST	W	L	T	Pct.
St. Louis	13	3	0	.813
Carolina	8	8	0	.500
Atlanta	5	11	0	.313
San Francisco	4	12	0	.250
New Orleans	3	13	0	.188

\* Wild Card for Playoffs

ALL-TIME RESULTS

1998 (8-8)				
DATE	OPPONENT	SCORE	W/L	ATT
Sep. 6	at Cincinnati	23-14	W	55,848
Sep. 13	SAN DIEGO	7-13	L	41,089
Sep. 20	at New England	16-27	L	59,973
Sep. 27	JACKSONVILLE	22-27	L	34,656
Oct. 4	BYE			
Oct. 11	at Baltimore	12-8	W	68,561
Oct. 18	CINCINNATI	44-14	W	33,288
Oct. 25	CHICAGO	20-23	L	40,089
Nov. 1	at Pittsburgh	41-31	W	58,222
Nov. 8	at Tampa Bay	31-22	W	65,054
Nov. 15	PITTSBURGH	23-14	W	41,104
Nov. 22	NY JETS	3-24	L	37,084
Nov. 29	at Seattle	18-20	L	59,048
Dec. 6	BALTIMORE	16-14	W	31,124
Dec. 13	at Jacksonville	16-13	W	65,657
Dec. 20	at Green Bay	22-30	L	59,888
Dec. 26	MINNESOTA	16-26	L	41,121

1997 (8-8)				
DATE	OPPONENT	SCORE	W/L	ATT
Aug. 31	OAKLAND	24-21*	W	30,171
Sep. 7	at Miami	13-16*	L	64,439
Sep. 14	BYE			
Sep. 21	BALTIMORE	10-36	L	17,737
Sep. 28	at Pittsburgh	24-37	L	57,507
Oct. 5	at Seattle	13-16	L	49,897
Oct. 12	CINCINNATI	30-7	W	17,071
Oct. 19	WASHINGTON	28-14	W	31,042
Oct. 26	at Arizona	41-14	W	44,030
Nov. 2	JACKSONVILLE	24-30	L	27,208
Nov. 9	NY GIANTS	10-6	W	26,744
Nov. 16	at Jacksonville	9-17	L	70,070
Nov. 23	BUFFALO	31-14	W	23,571
Nov. 27	at Dallas	27-14	W	63,421
Dec. 4	at Cincinnati	14-41	L	49,086
Dec. 14	at Baltimore	19-21	L	60,558
Dec. 21	PITTSBURGH	16-6	W	50,677

\* Overtime

1996 (8-8)				
DATE	OPPONENT	SCORE	W/L	ATT
Sep. 1	KANSAS CITY	19-20	L	27,725
Sep. 8	at Jacksonville	34-27	W	66,468
Sep. 15	BALTIMORE	29-13	W	20,082
Sep. 22	BYE			
Sep. 29	at Pittsburgh	16-30	L	58,608
Oct. 6	at Cincinnati	30-27*	W	44,680
Oct. 13	at Atlanta	23-13	W	35,401
Oct. 20	PITTSBURGH	23-13	W	50,337
Oct. 27	SAN FRANCISCO	9-10	L	53,664
Nov. 3	at Seattle	16-23	L	36,320
Nov. 10	at New Orleans	31-14	W	34,121
Nov. 17	MIAMI	20-23	L	47,358
Nov. 24	CAROLINA	6-31	L	20,107
Dec. 1	at NY Jets	35-10	W	21,731
Dec. 8	JACKSONVILLE	17-23	L	20,196
Dec. 15	CINCINNATI	13-21	L	15,131
Dec. 22	at Baltimore	24-21	W	52,704

\* Overtime

1995 (7-9)				
DATE	OPPONENT	SCORE	W/L	ATT
Sep. 3	at Jacksonville	10-3	W	72,363
Sep. 10	PITTSBURGH	17-34	L	44,122
Sep. 17	CLEVELAND	7-14	L	36,077
Sep. 24	at Cincinnati	38-28	W	46,332
Oct. 1	JACKSONVILLE	16-17	L	36,346
Oct. 8	at Minnesota	17-23*	L	56,430
Oct. 15	BYE			
Oct. 22	at Chicago	32-35	L	63,545
Oct. 29	TAMPA BAY	19-7	W	31,489
Nov. 5	at Cleveland	37-10	W	57,881
Nov. 12	CINCINNATI	25-32	L	32,998
Nov. 19	at Kansas City	13-20	L	77,576
Nov. 26	DENVER	42-33	W	36,113
Dec. 3	at Pittsburgh	7-21	L	56,013
Dec. 10	DETROIT	17-24	L	35,842
Dec. 17	NY JETS	23-6	W	35,873
Dec. 24	at Buffalo	28-17	W	45,253

\* Overtime

1994 (2-14)				
DATE	OPPONENT	SCORE	W/L	ATT
Sep. 4	at Indianapolis	21-45	L	47,372
Sep. 11	at Dallas	17-20	L	64,402
Sep. 18	BUFFALO	7-15	L	55,424
Sep. 25	CINCINNATI	20-13	W	44,253
Oct. 3	at Pittsburgh	14-30	L	57,274
Oct. 9	BYE			
Oct. 13	CLEVELAND	8-11	L	50-364
Oct. 24	at Philadelphia	6-21	L	65,233
Oct. 30	at L.A. Raiders	14-17	L	40,473
Nov. 6	PITTSBURGH	9-12*	L	47,822
Nov. 13	at Cincinnati	31-34	L	54,908
Nov. 21	NY GIANTS	10-13	L	53,201
Nov. 27	at Cleveland	10-34	L	65,088
Dec. 4	ARIZONA	12-30	L	39,821
Dec. 11	SEATTLE	14-16	L	31,453
Dec. 18	at Kansas City	9-31	L	79,319
Dec. 24	NY JETS	24-10	W	31,176

\* Overtime

1993 (12-4, AFC CENTRAL CHAMPIONS)				
DATE	OPPONENT	SCORE	W/L	ATT
Sep. 5	at New Orleans	21-33	L	69,029
Sep. 12	KANSAS CITY	30-0	W	59,780
Sep. 19	at San Diego	17-18	L	58,519
Sep. 26	L.A. RAMS	13-28	L	53,072
Oct. 3	BYE			
Oct. 11	at Buffalo	7-35	L	79,613
Oct. 17	at New England	28-14	W	51,037
Oct. 24	CINCINNATI	28-12	W	50,039
Oct. 31	BYE			
Nov. 7	SEATTLE	24-14	W	50,447
Nov. 14	at Cincinnati	38-3	W	42,347
Nov. 21	at Cleveland	27-20	W	71,668
Nov. 28	PITTSBURGH	23-3	W	61,238
Dec. 5	ATLANTA	33-17	W	58,186
Dec. 12	CLEVELAND	19-17	W	58,720
Dec. 19	at Pittsburgh	26-17	W	57,592
Dec. 25	at San Francisco	10-7	W	61,744
Jan. 2	NY JETS	24-0	W	61,040
Jan. 16	KANSAS CITY	20-28	L	64,011

1992 (10-6, AFC WILD CARD)				
DATE	OPPONENT	SCORE	W/L	ATT
Sep. 6	PITTSBURGH	24-29	L	63,713
Sep. 13	at Indianapolis	20-10	W	44,851
Sep. 20	KANSAS CITY	23-20*	W	60,955
Sep. 27	SAN DIEGO	27-0	W	57,491
Oct. 4	BYE			
Oct. 11	at Cincinnati	38-24	W	54,254
Oct. 18	at Denver	21-27	L	74,827
Oct. 25	CINCINNATI	26-10	W	58,701
Nov. 1	at Pittsburgh	20-21	L	58,074
Nov. 8	CLEVELAND	14-24	L	57,348
Nov. 15	at Minnesota	17-13	W	56,726
Nov. 22	at Miami	16-19	L	63,597
Nov. 26	at Detroit	24-21	W	73,711
Dec. 7	CHICAGO	24-7	W	62,193
Dec. 13	GREEN BAY	14-16	L	57,285
Dec. 20	at Cleveland	17-14	W	59,898
Dec. 27	BUFFALO	27-3	W	61,742
Jan. 3	at Buffalo	38-41*	L	75,141

\* Overtime

1991 (11-5, AFC CENTRAL CHAMPIONS)				
DATE	OPPONENT	SCORE	W/L	ATT
Sep. 1	L.A. RAIDERS	47-17	W	61,367
Sep. 8	at Cincinnati	30-7	W	56,463
Sep. 16	KANSAS CITY	17-7	W	61,058
Sep. 22	at New England	20-24	L	30,702
Sep. 29	BYE			
Oct. 6	DENVER	42-14	W	59,145
Oct. 13	at NY Jets	23-20	W	70,758
Oct. 20	at Miami	17-13	W	60,705
Oct. 27	CINCINNATI	25-3	W	58,634
Nov. 3	at Washington	13-16*	L	55,096
Nov. 10	DALLAS	26-23*	W	63,001
Nov. 17	CLEVELAND	28-24	W	58,155
Nov. 24	at Pittsburgh	14-26	L	45,795
Dec. 2	PHILADELPHIA	6-13	L	62,141
Dec. 8	PITTSBURGH	31-6	W	59,225
Dec. 15	at Cleveland	17-14	W	55,680
Dec. 21	at NY Giants	20-24	L	63,421
Dec. 29	NY JETS	17-10	W	61,485
Jan. 4	at Denver	24-26	L	75,301

\* Overtime

1990 (9-7, AFC CENTRAL CHAMPIONS)				
DATE	OPPONENT	SCORE	W/L	ATT
Sep. 9	at Atlanta	27-47	L	56,222
Sep. 16	at Pittsburgh	9-20	L	54,814
Sep. 23	INDIANAPOLIS	24-10	W	50,093
Sep. 30	at San Diego	17-7	W	48,762
Oct. 7	SAN FRANCISCO	21-24	L	59,931
Oct. 14	CINCINNATI	48-17	W	53,501
Oct. 21	NEW ORLEANS	23-10	W	57,908
Oct. 28	NY JETS	12-17	L	56,337
Nov. 4	at L.A. Rams	13-17	L	52,628
Nov. 11	BYE			
Nov. 18	at Cleveland	35-23	W	76,726
Nov. 26	BUFFALO	27-24	W	60,130
Dec. 2	at Seattle	10-13*	L	57,592
Dec. 9	CLEVELAND	58-14	W	54,469
Dec. 16	at Kansas City	27-10	W	61,756
Dec. 23	at Cincinnati	20-40	L	60,044
Dec. 30	PITTSBURGH	34-14	W	56,906
Jan. 6	at Cincinnati	14-41	L	60,012

\* Overtime

1989 (9-7, AFC WILD CARD)				
DATE	OPPONENT	SCORE	W/L	ATT
Sep. 10	at Minnesota	7-38	L	54,015
Sep. 17	at San Diego	34-27	W	42,013
Sep. 24	BUFFALO	41-47*	L	57,278
Oct. 1	MIAMI	39-7	W	53,326
Oct. 8	at New England	13-23	L	59,828
Oct. 15	at Chicago	33-28	W	64,383
Oct. 22	PITTSBURGH	27-0	W	59,091
Oct. 29	at Cleveland	17-28	L	78,765
Nov. 5	DETROIT	35-31	W	48,056
Nov. 13	CINCINNATI	26-24	W	60,694
Nov. 19	L.A. RAIDERS	23-7	W	59,198
Nov. 26	at Kansas City	0-34	L	51,342
Dec. 3	at Pittsburgh	23-16	W	40,541
Dec. 10	TAMPA BAY	20-17	W	54,532
Dec. 17	at Cincinnati	7-61	L	47,510
Dec. 23	CLEVELAND	20-24	L	58,852
Dec. 31	PITTSBURGH	23-26*	L	58,306

\* Overtime

1988 (10-6, AFC WILD CARD)				
DATE	OPPONENT	SCORE	W/L	ATT
Sep. 4	at Indianapolis	17-14*	W	57,251
Sep. 11	L.A. RAIDERS	38-35	W	46,050
Sep. 18	at NY Jets	3-45	L	64,683
Sep. 25	NEW ENGLAND	31-6	W	38,646
Oct. 2	at Philadelphia	23-32	L	64,692
Oct. 9	KANSAS CITY	7-6	W	39,134
Oct. 16	at Pittsburgh	34-14	W	52,229
Oct. 23	at Cincinnati	21-44	L	54,659
Oct. 30	WASHINGTON	41-17	W	48,781
Nov. 7	CLEVELAND	24-17	W	51,467
Nov. 13	at Seattle	24-27	L	60,446
Nov. 20	PHOENIX	38-20	W	43,843
Nov. 24	at Dallas	25-17	W	50,845
Dec. 4	PITTSBURGH	34-37	L	47,791
Dec. 11	CINCINNATI	41-6	W	50,269
Dec. 18	at Cleveland	23-28	L	74,610
Dec. 24	at Cleveland	24-23	W	74,977
Jan. 1	at Buffalo	10-17	L	79,532

\* Overtime

1987 (9-6, AFC WILD CARD)				
DATE	OPPONENT	SCORE	W/L	ATT
Sep. 13	L.A. RAMS	20-16	W	33,186
Sep. 20	at Buffalo	30-34	L	56,534
Sep. 27	L.A. RAIDERS	Canceled due to players' strike		
+Oct. 4	at Denver	40-10	W	38,494
+Oct. 11	at Cleveland	15-10	W	38,927
+Oct. 18	NEW ENGLAND	7-21	L	26,294
Oct. 25	ATLANTA	37-33	W	29,062
Nov. 1	at Cincinnati	31-29	W	52,700
Nov. 8	at San Francisco	20-27	L	59,740
Nov. 15	at Pittsburgh	23-3	W	56,177
Nov. 22	CLEVELAND	7-40	L	51,161
Nov. 29	at Indianapolis	27-51	L	54,999
Dec. 6	SAN DIEGO	33-18	W	31,714
Dec. 13	at New Orleans	10-24	L	68,257
Dec. 20	PITTSBURGH	24-16	W	38,683
Dec. 27	CINCINNATI	21-17	W	49,775
Jan. 3	SEATTLE	23-20*	W	49,622
Jan. 10	at Denver	10-34	L	75,968

+ Replacement games

\* Overtime

ALL-TIME RESULTS

1986 (5-11)				
DATE	OPPONENT	SCORE	W/L	ATT
Sep. 7	at Green Bay	31-3	W	54,065
Sep. 14	CLEVELAND	20-23	L	46,049
Sep. 21	at Kansas City	13-27	L	43,699
Sep. 29	PITTSBURGH	16-22*	L	42,001
Oct. 5	at Detroit	13-24	L	41,960
Oct. 12	CHICAGO	7-20	L	46,026
Oct. 19	at Cincinnati	28-31	L	53,844
Oct. 26	L.A. RAIDERS	17-28	L	41,641
Nov. 2	at Miami	7-28	L	43,804
Nov. 9	CINCINNATI	32-28	W	32,130
Nov. 16	at Pittsburgh	10-21	L	49,724
Nov. 23	INDIANAPOLIS	31-17	W	31,792
Nov. 30	at Cleveland	10-13*	L	62,309
Dec. 7	at San Diego	0-27	L	40,103
Dec. 14	MINNESOTA	23-10	W	32,738
Dec. 21	BUFFALO	16-7	W	31,409
* Overtime				

1985 (5-11)				
DATE	OPPONENT	SCORE	W/L	ATT
Sep. 8	MIAMI	26-23	W	47,656
Sep. 15	at Washington	13-16	L	53,553
Sep. 22	at Pittsburgh	0-20	L	58,572
Sep. 29	DALLAS	10-17	L	49,686
Oct. 6	at Denver	20-31	L	74,699
Oct. 13	CLEVELAND	6-21	L	38,386
Oct. 20	CINCINNATI	44-27	W	35,590
Oct. 27	at St. Louis	20-10	W	43,190
Nov. 3	KANSAS CITY	23-20	W	41,238
Nov. 10	at Buffalo	0-20	L	21,881
Nov. 17	PITTSBURGH	7-30	L	45,977
Nov. 24	SAN DIEGO	37-35	W	34,336
Dec. 1	at Cincinnati	27-45	L	46,140
Dec. 8	NY GIANTS	14-35	L	36,576
Dec. 15	at Cleveland	21-28	L	50,793
Dec. 22	at Indianapolis	16-34	L	55,818

1984 (3-13)				
DATE	OPPONENT	SCORE	W/L	ATT
Sep. 2	L.A. RAIDERS	14-24	L	49,092
Sep. 9	INDIANAPOLIS	21-35	L	43,820
Sep. 16	at San Diego	14-31	L	52,266
Sep. 23	at Atlanta	10-42	L	45,248
Sep. 30	NEW ORLEANS	10-27	L	43,108
Oct. 7	at Cincinnati	3-13	L	43,637
Oct. 14	at Miami	10-28	L	54,080
Oct. 21	SAN FRANCISCO	21-34	L	39,900
Oct. 28	CINCINNATI	13-31	L	34,010
Nov. 4	at Pittsburgh	7-35	L	48,892
Nov. 11	at Kansas City	17-16	W	44,464
Nov. 18	NY JETS	31-20	W	40,141
Nov. 25	at Cleveland	10-27	L	46,077
Dec. 2	PITTSBURGH	23-20*	W	39,786
Dec. 9	at L.A. Rams	16-27	L	49,092
Dec. 16	CLEVELAND	20-27	L	33,676
* Overtime				

1983 (2-14)				
DATE	OPPONENT	SCORE	W/L	ATT
Sep. 4	GREEN BAY	38-41*	L	44,073
Sep. 11	at L.A. Raiders	6-20	L	37,526
Sep. 18	PITTSBURGH	28-40	L	44,150
Sep. 25	at Buffalo	13-30	L	60,070
Oct. 2	at Pittsburgh	10-17	L	56,901
Oct. 9	DENVER	14-26	L	44,209
Oct. 16	at Minnesota	14-34	L	58,910
Oct. 23	KANSAS CITY	10-13*	L	39,462
Oct. 30	at Cleveland	19-25*	L	68,851
Nov. 6	CINCINNATI	14-55	L	39,706
Nov. 13	DETROIT	27-17	W	40,660
Nov. 20	at Cincinnati	10-38	L	46,375
Nov. 27	at Tampa Bay	24-33	L	38,625
Dec. 4	MIAMI	17-24	L	39,434
Dec. 11	CLEVELAND	34-27	W	29,746
Dec. 18	at Baltimore	10-20	L	20,418
* Overtime				

1982 (1-8)				
DATE	OPPONENT	SCORE	W/L	ATT
Sep. 12	at Cincinnati	6-27	L	52,268
Sep. 19	SEATTLE	23-21	W	43,117
Nov. 21	PITTSBURGH	10-24	L	42,338
Nov. 28	at New England	21-29	L	33,602
Dec. 5	at NY Giants	14-17	L	71,184
Dec. 13	DALLAS	7-37	L	51,808
Dec. 19	at Philadelphia	14-35	L	44,119
Dec. 26	CLEVELAND	14-20	L	36,559
Jan. 2	CINCINNATI	27-35	L	26,522

Note: strike-shortened season

1981 (7-9)				
DATE	OPPONENT	SCORE	W/L	ATT
Sep. 6	at L.A. Rams	27-20	W	63,198
Sep. 13	at Cleveland	9-3	W	79,483
Sep. 20	MIAMI	10-16	L	47,379
Sep. 27	at NY Jets	17-33	L	50,309
Oct. 4	CINCINNATI	17-10	W	44,350
Oct. 11	SEATTLE	35-17	W	42,671
Oct. 18	at New England	10-38	L	60,474
Oct. 26	at Pittsburgh	13-26	L	52,732
Nov. 1	at Cincinnati	21-34	L	54,736
Nov. 8	OAKLAND	17-16	W	45,519
Nov. 15	at Kansas City	10-23	L	73,984
Nov. 22	NEW ORLEANS	24-27	L	49,581
Nov. 29	ATLANTA	27-31	L	40,201
Dec. 3	CLEVELAND	17-13	W	44,502
Dec. 13	at San Francisco	6-28	L	55,707
Dec. 20	PITTSBURGH	21-20	W	41,056

1980 (11-5, AFC CENTRAL CHAMPIONS)				
DATE	OPPONENT	SCORE	W/L	ATT
Sep. 7	at Pittsburgh	17-31	L	54,386
Sep. 15	at Cleveland	16-7	W	80,243
Sep. 21	BALTIMORE	21-16	W	47,878
Sep. 28	at Cincinnati	13-10	W	50,413
Oct. 5	SEATTLE	7-26	L	46,860
Oct. 12	at Kansas City	20-21	L	75,048
Oct. 19	TAMPA BAY	20-14	W	48,167
Oct. 26	CINCINNATI	23-3	W	49,189
Nov. 2	at Denver	20-16	W	74,717
Nov. 10	NEW ENGLAND	38-34	W	51,524
Nov. 16	at Chicago	10-6	W	59,390
Nov. 23	at NY Jets	28-31*	L	52,358
Nov. 30	CLEVELAND	14-17	L	61,514
Dec. 4	PITTSBURGH	6-0	W	53,960
Dec. 14	at Green Bay	22-3	W	53,201
Dec. 21	MINNESOTA	20-16	W	51,064
Dec. 28	at Oakland	7-27	L	52,762
* Overtime				

1979 (11-5, AFC WILD CARD)				
DATE	OPPONENT	SCORE	W/L	ATT
Sep. 2	at Washington	29-27	W	54,582
Sep. 9	at Pittsburgh	7-38	L	49,792
Sep. 16	KANSAS CITY	20-6	W	45,684
Sep. 23	at Cincinnati	30-27*	W	45,615
Sep. 30	CLEVELAND	31-10	W	48,915
Oct. 7	ST. LOUIS	17-24	L	53,043
Oct. 14	at Baltimore	28-16	W	45,021
Oct. 21	at Seattle	14-34	L	60,705
Oct. 28	NY JETS	27-24*	W	45,825
Nov. 5	at Miami	9-6	W	70,273
Nov. 11	OAKLAND	31-17	W	48,614
Nov. 18	CINCINNATI	42-21	W	49,829
Nov. 22	at Dallas	30-24	W	63,897
Dec. 2	at Cleveland	7-14	L	69,112
Dec. 10	PITTSBURGH	20-17	W	55,293
Dec. 16	PHILADELPHIA	20-26	L	49,407
Dec. 23	DENVER	13-7	W	48,776
Dec. 29	at San Diego	17-14	W	51,192
Jan. 6	at Pittsburgh	13-27	L	50,475
* Overtime				

1978 (10-6, AFC WILD CARD)				
DATE	OPPONENT	SCORE	W/L	ATT
Sep. 3	at Atlanta	14-20	L	57,328
Sep. 10	at Kansas City	20-17	W	40,213
Sep. 17	SAN FRANCISCO	20-19	W	46,161
Sep. 24	LOS ANGELES	6-10	L	45,749
Oct. 1	at Cleveland	16-13	W	72,776
Oct. 8	at Oakland	17-21	L	52,550
Oct. 15	BUFFALO	17-10	W	47,727
Oct. 23	at Pittsburgh	24-17	W	48,021
Oct. 29	at Cincinnati	13-28	L	50,532
Nov. 5	CLEVELAND	14-10	W	45,827
Nov. 12	at New England	26-23	W	60,356
Nov. 20	MIAMI	35-30	W	50,290
Nov. 26	CINCINNATI	17-10	W	43,245
Dec. 3	PITTSBURGH	3-13	L	54,261
Dec. 10	at New Orleans	17-12	W	63,169
Dec. 17	SAN DIEGO	24-45	L	49,554
Dec. 24	at Miami	17-9	W	70,036
Dec. 31	at New England	31-14	W	61,297
Jan. 7	at Pittsburgh	5-34	L	49,417

1977 (8-6)				
DATE	OPPONENT	SCORE	W/L	ATT
Sep. 18	NY JETS	20-0	W	39,488
Sep. 25	at Green Bay	16-10	W	55,071
Oct. 2	at Miami	7-27	L	49,619
Oct. 9	PITTSBURGH	27-10	W	49,226
Oct. 16	CLEVELAND	23-24	L	47,888
Oct. 23	at Pittsburgh	10-27	L	48,517
Oct. 30	at Cincinnati	10-13*	L	53,194
Nov. 6	CHICAGO	47-0	W	47,226
Nov. 13	at Oakland	29-34	L	53,667
Nov. 20	at Seattle	22-10	W	61,519
Nov. 27	KANSAS CITY	34-20	W	42,934
Dec. 4	DENVER	14-24	L	46,875
Dec. 11	at Cleveland	19-15	W	30,898
Dec. 18	CINCINNATI	21-16	W	46,212
* Overtime				

1976 (5-9)				
DATE	OPPONENT	SCORE	W/L	ATT
Sep. 12	TAMPA BAY	20-0	W	42,228
Sep. 19	at Buffalo	13-3	W	61,364
Sep. 26	OAKLAND	13-14	L	42,338
Oct. 3	at New Orleans	31-26	W	51,973
Oct. 10	DENVER	17-3	W	47,928
Oct. 17	at San Diego	27-30	L	31,565
Oct. 24	CINCINNATI	7-27	L	45,499
Nov. 1	at Baltimore	14-38	L	60,020
Nov. 7	CLEVELAND	7-21	L	39,828
Nov. 14	at Cincinnati	27-31	L	53,243
Nov. 21	at Pittsburgh	16-32	L	47,947
Nov. 28	ATLANTA	20-14	W	25,838
Dec. 5	at Cleveland	10-13	L	56,025
Dec. 11	PITTSBURGH	0-21	L	44,743

1975 (10-4)				
DATE	OPPONENT	SCORE	W/L	ATT
Sep. 21	at New England	7-0	W	51,934
Sep. 28	SAN DIEGO	33-17	W	33,765
Oct. 5	CINCINNATI	19-21	L	42,412
Oct. 12	at Cleveland	40-10	W	46,531
Oct. 19	WASHINGTON	13-10	W	49,566
Oct. 26	DETROIT	24-8	W	46,904
Nov. 2	at Kansas City	17-13	W	62,989
Nov. 9	at Pittsburgh	17-24	L	49,460
Nov. 16	MIAMI	20-19	W	48,892
Nov. 24	PITTSBURGH	9-32	L	49,947
Nov. 30	at Cincinnati	19-23	L	46,128
Dec. 7	at San Francisco	27-13	W	44,015
Dec. 14	at Oakland	27-26	W	50,719
Dec. 21	CLEVELAND	21-10	W	43,770

1974 (7-7)				
DATE	OPPONENT	SCORE	W/L	ATT
Sep. 15	SAN DIEGO	21-14	W	25,317
Sep. 22	at Cleveland	7-20	L	55,242
Sep. 29	KANSAS CITY	7-17	L	28,538
Oct. 6	PITTSBURGH	7-13	L	30,049
Oct. 13	at Minnesota	10-51	L	48,006
Oct. 20	ST. LOUIS	27-31	L	26,371
Oct. 27	at Cincinnati	34-21	W	55,434
Nov. 3	at NY Jets	27-22	W	47,218
Nov. 10	at Buffalo	21-9	W	79,144
Nov. 17	CINCINNATI	20-3	W	44,054
Nov. 24	DALLAS	0-10	L	49,775
Dec. 1	at Pittsburgh	13-10	W	41,195
Dec. 8	at Denver	14-37	L	46,942
Dec. 15	CLEVELAND	28-24	W	33,299

1973 (1-13)				
DATE	OPPONENT	SCORE	W/L	ATT
Sep. 16	at NY Giants	14-34	L	57,979
Sep. 23	at Cincinnati	10-24	L	51,823
Sep. 30	PITTSBURGH	7-36	L	39,331
Oct. 7	LA RAMS	26-31	L	34,875
Oct. 14	DENVER	20-48	L	32,801
Oct. 21	at Cleveland	13-42	L	61,146
Oct. 28	at Chicago	14-35	L	43,755
Nov. 4	at Baltimore	31-27	W	52,707
Nov. 11	CLEVELAND	13-23	L	37,230
Nov. 18	at Kansas City	14-38	L	68,444
Nov. 25	NEW ENGLAND	0-32	L	27,344
Dec. 2	OAKLAND	6-17	L	25,801
Dec. 9	at Pittsburgh	7-33	L	38,004
Dec. 16	CINCINNATI	24-27	L	21,955



ALL-TIME RESULTS

1972 (1-13)				
DATE	OPPONENT	SCORE	W/L	ATT
Sep. 17	at Denver	17-30	L	51,656
Sep. 24	at Miami	13-34	L	77,821
Oct. 1	NY JETS	26-20	W	51,423
Oct. 9	OAKLAND	0-34	L	51,378
Oct. 15	at Pittsburgh	7-24	L	42,929
Oct. 22	CLEVELAND	17-23	L	38,113
Oct. 29	at Cincinnati	7-30	L	59,409
Nov. 5	at Cleveland	0-20	L	61,985
Nov. 12	PHILADELPHIA	17-18	L	34,175
Nov. 19	GREEN BAY	10-23	L	41,752
Nov. 26	at San Diego	20-34	L	46,289
Dec. 3	at Atlanta	10-20	L	58,850
Dec. 10	PITTSBURGH	3-9	L	36,528
Dec. 17	CINCINNATI	17-61	L	32,482

1971 (4-9-1)				
DATE	OPPONENT	SCORE	W/L	ATT
Sep. 19	at Cleveland	0-31	L	73,387
Sep. 26	KANSAS CITY	16-20	L	46,498
Oct. 3	NEW ORLEANS	13-13	T	47,966
Oct. 10	at Washington	13-22	L	55,041
Oct. 17	DETROIT	7-31	L	45,885
Oct. 24	at Pittsburgh	16-23	L	45,872
Oct. 31	CINCINNATI	10-6	W	37,947
Nov. 7	at New England	20-28	L	53,155
Nov. 14	at Oakland	21-41	L	54,705
Nov. 21	at Cincinnati	13-28	L	59,390
Nov. 28	CLEVELAND	24-37	L	37,921
Dec. 5	PITTSBURGH	29-3	W	37,778
Dec. 12	at Buffalo	20-14	W	28,107
Dec. 19	SAN DIEGO	49-33	W	35,959

1970 (3-10-1)				
DATE	OPPONENT	SCORE	W/L	ATT
Sep. 20	at Pittsburgh	19-7	W	45,538
Sep. 27	MIAMI	10-20	L	39,840
Oct. 4	at Cincinnati	20-13	W	55,094
Oct. 11	BALTIMORE	20-24	L	48,050
Oct. 18	PITTSBURGH	3-7	L	42,799
Oct. 25	at San Diego	31-31	T	41,427
Nov. 1	at St. Louis	0-44	L	47,911
Nov. 8	at Kansas City	9-24	L	49,810
Nov. 15	SAN FRANCISCO	20-30	L	43,040
Nov. 22	at Cleveland	14-28	L	74,723
Nov. 29	DENVER	31-21	W	35,733
Dec. 7	CLEVELAND	10-21	L	50,582
Dec. 13	CINCINNATI	20-30	L	34,435
Dec. 20	at Dallas	10-52	L	50,504

1969 (6-6-2, AFL WILD CARD)				
DATE	OPPONENT	SCORE	W/L	ATT
Sep. 14	at Oakland	17-21	L	49,361
Sep. 21	at Buffalo	17-3	W	40,146
Sep. 28	MIAMI	22-10	W	41,086
Oct. 5	BUFFALO	28-14	W	46,485
Oct. 12	at Kansas City	0-24	L	45,805
Oct. 19	at New York	17-26	L	63,841
Oct. 26	DENVER	24-21	W	45,348
Nov. 2	at Boston	0-24	L	19,006
Nov. 9	CINCINNATI	31-31	T	45,298
Nov. 16	at Denver	20-20	T	45,002
Nov. 23	at Miami	32-7	W	27,218
Nov. 27	SAN DIEGO	17-21	L	40,065
Dec. 6	NEW YORK	26-34	L	51,923
Dec. 14	BOSTON	27-23	W	39,215
Dec. 21	at Oakland	7-56	L	53,539

1968 (7-7)				
DATE	OPPONENT	SCORE	W/L	ATT
Sep. 9	KANSAS CITY	21-26	L	45,083
Sep. 14	at Miami	24-10	W	40,067
Sep. 21	at San Diego	14-30	L	46,217
Sep. 29	OAKLAND	15-24	L	46,098
Oct. 6	MIAMI	7-24	L	36,109
Oct. 13	at Boston	16-0	W	32,502
Oct. 20	NEW YORK	14-20	L	51,710
Oct. 27	at Buffalo	30-7	W	34,339
Nov. 3	at Cincinnati	27-17	W	24,012
Nov. 10	at New York	7-26	L	60,242
Nov. 17	DENVER	38-17	W	36,075
Nov. 28	at Kansas City	10-24	L	48,493
Dec. 7	BUFFALO	35-6	W	34,110
Dec. 15	BOSTON	45-17	W	34,198

1967 (9-4-1, AFL EAST CHAMPIONS)				
DATE	OPPONENT	SCORE	W/L	ATT
Sep. 9	KANSAS CITY	20-25	L	28,003
Sep. 17	at Buffalo	20-3	W	41,384
Sep. 24	at San Diego	3-13	L	36,032
Oct. 1	DENVER	10-6	W	21,798
Oct. 15	at New York	28-28	T	62,729
Oct. 22	at Kansas City	24-19	W	46,365
Oct. 29	BUFFALO	10-3	W	30,060
Nov. 5	at Boston	7-18	L	19,422
Nov. 12	at Denver	20-18	W	30,392
Nov. 26	BOSTON	27-6	W	28,044
Dec. 3	MIAMI	17-14	W	20,979
Dec. 10	OAKLAND	7-19	L	36,375
Dec. 16	SAN DIEGO	24-17	W	19,870
Dec. 23	at Miami	41-10	W	25,982
Dec. 31	at Oakland	7-40	L	53,330

1966 (3-11)				
DATE	OPPONENT	SCORE	W/L	ATT
Sep. 3	DENVER	45-7	W	30,156
Sep. 10	OAKLAND	31-0	W	31,763
Sep. 18	at New York	13-52	L	54,681
Sep. 25	at Buffalo	20-27	L	42,526
Oct. 2	at Denver	38-40	L	27,203
Oct. 16	NEW YORK	24-0	W	30,823
Oct. 23	MIAMI	13-20	L	23,173
Oct. 30	at Kansas City	23-48	L	31,676
Nov. 6	at Oakland	23-38	L	34,102
Nov. 13	at Boston	21-27	L	23,426
Nov. 20	BUFFALO	20-42	L	27,312
Dec. 4	SAN DIEGO	22-28	L	17,569
Dec. 11	BOSTON	14-38	L	17,100
Dec. 18	at Miami	28-29	L	20,045

1965 (4-10)				
DATE	OPPONENT	SCORE	W/L	ATT
Sep. 12	NEW YORK	27-21	W	52,680
Sep. 19	BOSTON	31-10	W	32,445
Sep. 26	at Oakland	17-21	L	18,166
Oct. 3	at San Diego	14-31	L	28,190
Oct. 17	at Denver	17-28	L	32,492
Oct. 24	KANSAS CITY	38-36	W	34,670
Oct. 31	at Buffalo	19-17	W	44,267
Nov. 7	OAKLAND	21-33	L	35,729
Nov. 14	DENVER	21-31	L	28,126
Nov. 21	at New York	14-41	L	55,312
Nov. 28	at Kansas City	21-52	L	16,459
Dec. 5	BUFFALO	18-29	L	23,087
Dec. 12	SAN DIEGO	26-37	L	24,120
Dec. 18	at Boston	14-42	L	14,508

1964 (4-10)				
DATE	OPPONENT	SCORE	W/L	ATT
Sep. 12	at San Diego	21-27	L	22,632
Sep. 19	OAKLAND	42-28	W	26,482
Sep. 27	at Denver	38-17	W	22,651
Oct. 4	at Kansas City	7-28	L	22,727
Oct. 11	BUFFALO	17-48	L	26,218
Oct. 17	at New York	21-24	L	32,840
Oct. 25	SAN DIEGO	17-20	L	21,671
Nov. 1	at Buffalo	10-24	L	40,119
Nov. 6	at Boston	24-25	L	28,161
Nov. 15	at Oakland	10-20	L	16,375
Nov. 22	KANSAS CITY	19-28	L	17,782
Nov. 29	BOSTON	17-34	L	17,560
Dec. 13	NEW YORK	33-17	W	16,225
Dec. 20	DENVER	34-15	W	15,839

1963 (6-8)				
DATE	OPPONENT	SCORE	W/L	ATT
Sep. 7	OAKLAND	13-24	L	24,749
Sep. 14	DENVER	20-14	W	22,855
Sep. 22	at New York	17-24	L	9,336
Sep. 28	at Buffalo	31-20	W	32,340
Oct. 6	at Kansas City	7-28	L	27,801
Oct. 13	at Denver	33-24	W	24,087
Oct. 20	BUFFALO	28-14	W	23,948
Oct. 27	KANSAS CITY	28-7	W	26,331
Nov. 1	at Boston	3-45	L	31,185
Nov. 10	NEW YORK	31-27	W	23,615
Dec. 1	at San Diego	0-27	L	31,713
Dec. 8	BOSTON	28-46	L	23,462
Dec. 15	SAN DIEGO	14-20	L	18,540
Dec. 22	at Oakland	49-52	L	17,401

1962 (11-3, AFL EAST CHAMPIONS)				
DATE	OPPONENT	SCORE	W/L	ATT
Sep. 9	at Buffalo	28-23	W	31,236
Sep. 16	at Boston	21-34	L	32,276
Sep. 23	at San Diego	42-17	W	28,061
Oct. 7	BUFFALO	17-14	W	26,350
Oct. 14	NEW YORK	56-17	W	20,650
Oct. 21	at Denver	10-20	L	34,496
Oct. 28	DALLAS	7-31	L	31,750
Nov. 4	at Dallas	14-6	W	29,017
Nov. 11	at Oakland	28-20	W	11,000
Nov. 18	BOSTON	21-17	W	35,250
Nov. 25	SAN DIEGO	33-27	W	28,235
Dec. 2	DENVER	34-17	W	30,650
Dec. 9	OAKLAND	32-17	W	27,400
Dec. 15	at New York	44-10	W	8,167
Dec. 23	DALLAS	17-20*	L	37,981

\* Overtime

1961 (10-3-1, AFL EAST CHAMPIONS)				
DATE	OPPONENT	SCORE	W/L	ATT
Sep. 9	OAKLAND	55-0	W	16,231
Sep. 24	at San Diego	24-34	L	29,210
Oct. 1	at Dallas	21-26	L	28,000
Oct. 8	BUFFALO	12-22	L	22,761
Oct. 13	at Boston	31-31	T	15,070
Oct. 22	DALLAS	38-7	W	21,237
Oct. 29	at Buffalo	28-16	W	23,228
Nov. 5	at Denver	55-14	W	11,564
Nov. 12	BOSTON	27-15	W	35,649
Nov. 19	NEW YORK	49-13	W	33,428
Nov. 26	DENVER	45-14	W	27,864
Dec. 3	SAN DIEGO	33-13	W	37,845
Dec. 10	at New York	48-21	W	9,462
Dec. 17	at Oakland	47-16	W	4,821
Dec. 24	at San Diego	10-3	W	29,556

1960 (10-4, AFL EAST CHAMPIONS)				
DATE	OPPONENT	SCORE	W/L	ATT
Sep. 11	at Oakland	37-22	W	12,703
Sep. 18	LOS ANGELES	38-28	W	20,156
Sep. 25	OAKLAND	13-14	L	16,421
Oct. 9	NEW YORK	27-21	W	16,151
Oct. 16	DALLAS	20-10	W	19,026
Oct. 23	at New York	42-28	W	21,000
Oct. 30	at Buffalo	24-25	L	23,001
Nov. 6	at Denver	45-25	W	14,489
Nov. 13	at Los Angeles	21-24	L	21,805
Nov. 20	DENVER	20-10	W	20,778
Nov. 25	at Boston	24-10	W	27,123
Dec. 4	at Dallas	0-24	L	20,000
Dec. 11	BUFFALO	31-23	W	25,247
Dec. 18	BOSTON	37-21	W	22,352
Jan. 1	LOS ANGELES	24-16	W	32,183

## TITANS vs. THE NFL

*All-time regular season and playoff records versus 31 current NFL opponents*

OPPONENT	FIRST MEETING	REGULAR SEASON			POSTSEASON			COMBINED			STREAK	LAST TIME
		HOME	AWAY	TOTAL	HOME	AWAY	TOTAL	HOME	AWAY	TOTAL		
Arizona Cardinals	1970	2-4-0	2-2-0	4-6-0	0-0	0-0	0-0	2-4-0	2-2-0	4-6-0	L1	12/15/13 at Ten, L 34-37 (OT)
Atlanta Falcons	1972	5-1-0	2-5-0	7-6-0	0-0	0-0	0-0	5-1-0	2-5-0	7-6-0	L1	11/20/11 at Atl, L 17-23
Baltimore Ravens	1996	5-4-0	4-5-0	9-9-0	0-2	1-0	1-2	5-6-0	5-5-0	10-11-0	L1	11/9/14 at Bal, L 7-21
Buffalo Bills	1960	13-6-0	14-8-0	27-14-0	1-0	0-2	1-2	14-6-0	14-10-0	28-16-0	W5	10/21/12 at Buf, W 35-34
Carolina Panthers	1996	1-1-0	2-0-0	3-1-0	0-0	0-0	0-0	1-1-0	2-0-0	3-1-0	W3	11/13/11 at Car, W 30-3
Chicago Bears	1973	2-4-0	3-2-0	5-6-0	0-0	0-0	0-0	2-4-0	3-2-0	5-6-0	L1	11/4/12 at Ten, L 20-51
Cincinnati Bengals	1968	22-13-1	17-20-0	39-33-1	0-0	0-1	0-1	22-13-1	17-21-0	39-34-1	L2	9/21/14 at Cin, L 7-33
Cleveland Browns	1970	13-19-0	15-15-0	28-34-0	0-0	1-0	1-0	13-19-0	16-15-0	29-34-0	L1	10/5/14 at Ten, L 28-29
Dallas Cowboys	1970	2-5-0	4-3-0	6-8-0	0-0	0-0	0-0	2-5-0	4-3-0	6-8-0	L1	9/14/14 at Ten, L 10-26
Denver Broncos	1960	14-6-0	7-9-1	21-15-1	1-0	0-2	1-2	15-6-0	7-11-1	22-17-1	L1	12/8/13 at Den, L 28-51
Detroit Lions	1971	5-2-0	3-1-0	8-3-0	0-0	0-0	0-0	5-2-0	3-1-0	8-3-0	W4	9/23/12 at Ten, W 44-41 (OT)
Green Bay Packers	1972	2-3-0	4-2-0	6-5-0	0-0	0-0	0-0	2-3-0	4-2-0	6-5-0	L1	12/23/12 at GB, L 7-55
Houston Texans	2002	8-5-0	7-6-0	15-11-0	0-0	0-0	0-0	8-5-0	7-6-0	15-11-0	L2	11/30/14 at Hou, L 21-45
Indianapolis Colts	1970	7-11-0	6-16-0	13-27-0	0-0	1-0	1-0	7-11-0	7-16-0	14-27-0	L7	12/28/14 at Ten, L 10-27
Jacksonville Jaguars	1995	11-9-0	11-9-0	22-18-0	0-0	1-0	1-0	11-9-0	12-9-0	23-18-0	L1	12/18/14 at Jax, L 13-21
Kansas City Chiefs	1960	12-10-0	9-17-0	21-27-0	0-2	0-0	0-2	12-12-0	9-17-0	21-29-0	W1	9/11/14 at KC, W 26-10
Miami Dolphins	1966	8-7-0	7-11-0	15-18-0	0-0	1-0	1-0	8-7-0	8-11-0	16-18-0	W1	11/11/12 at Mia, W 37-3
Minnesota Vikings	1974	3-1-0	1-7-0	4-8-0	0-0	0-0	0-0	3-1-0	1-7-0	4-8-0	L1	10/7/12 at Min, L 7-30
New England Patriots	1960	10-7-0	5-15-1	15-22-1	0-0	1-1	1-1	10-7-0	6-16-1	16-23-1	L5	9/9/12 at Ten, L 13-34
New Orleans Saints	1971	2-3-1	5-2-0	7-5-1	0-0	0-0	0-0	2-3-1	5-2-0	7-5-1	L1	12/11/11 at Ten, L 17-22
New York Giants	1973	3-3-0	2-3-0	5-6-0	0-0	0-0	0-0	3-3-0	2-3-0	5-6-0	L1	12/7/14 at Ten, L 7-36
New York Jets	1960	17-6-0	6-12-1	23-18-1	1-0	0-0	1-0	18-7-0	6-11-1	24-18-1	L1	12/14/14 at Ten, L 11-16
Oakland Raiders	1960	15-11-0	5-12-0	20-23-0	0-0	0-4	0-4	15-11-0	5-16-0	20-27-0	W3	11/24/13 at Oak, W 23-19
Philadelphia Eagles	1972	2-3-0	2-4-0	4-7-0	0-0	0-0	0-0	2-3-0	2-4-0	4-7-0	L1	11/23/14 at Phi, L 24-43
Pittsburgh Steelers	1970	19-18-0	12-24-0	31-42-0	1-1	0-2	1-3	20-19-0	12-26-0	32-45-0	L1	11/17/14 at Ten, L 24-27
St. Louis Rams	1973	3-3-0	2-3-0	5-6-0	0-0	0-0	0-1*	3-3-0	2-3-0	5-7-0*	W2	11/3/13 at StL, W 28-21
San Diego Chargers	1960	11-9-0	3-16-1	14-25-1	1-0	2-1	3-1	12-9-0	5-17-1	17-26-1	W1	9/22/13 at Ten, W 20-17
San Francisco 49ers	1970	2-5-0	3-3-0	5-8-0	0-0	0-0	0-0	2-5-0	3-3-0	5-8-0	L1	10/20/13 at Ten, L 17-31
Seattle Seahawks	1977	3-3-0	2-7-0	5-10-0	1-0	0-0	1-0	4-3-0	2-7-0	6-10-0	L1	10/13/13 at Sea, L 13-20
Tampa Bay Buccaneers	1976	7-0-0	1-2-0	8-2-0	0-0	0-0	0-0	7-0-0	1-2-0	8-2-0	W1	11/27/11 at Ten, W 23-17
Washington Redskins	1971	3-2-0	3-4-0	6-6-0	0-0	0-0	0-0	3-2-0	3-4-0	6-6-0	L2	10/19/14 at Was, L 17-19

\* Series vs. St. Louis includes Super Bowl XXXIV loss in Atlanta, Ga.

**Notes:** The Cardinals were previously the Phoenix Cardinals (1988-93), St. Louis Cardinals (1960-87) and Chicago Cardinals (1920-59). The Bears were previously the Decatur Staleys (1920) and Chicago Staleys (1921). The Browns did not play from 1996-98 and rejoined league as expansion team in 1999. The Colts were previously the Baltimore Colts (1953-83). The Chiefs were previously the Dallas Texans (1960-62). The Patriots were previously the Boston Patriots (1960-70). The Jets were previously the New York Titans (1960-62). The Raiders (Oakland Raiders from 1960-81 and 1995-present) were previously the Los Angeles Raiders (1982-94). The Rams were previously the Cleveland Rams (1937-42, 1944-45) and Los Angeles Rams (1946-94).

## TEAM-BY-TEAM RESULTS

## Oilers/Titans Home Stadium Dates

1960-64: Jeppesen Stadium, Houston  
 1965-67: Rice Stadium, Houston  
 1968-96: Astrodome, Houston  
 1997: Liberty Bowl, Memphis  
 1998: Vanderbilt Stadium, Nashville  
 1999-Present: LP Field, Nashville

## Abbreviations

AFL Champ - AFL Championship game  
 AFL Div - AFL Divisional playoff game  
 WC - first round playoff game (Wild Card)  
 Div - Divisional playoff game  
 Champ - AFC Championship game  
 SB - Super Bowl XXXIV



## vs. ARIZONA CARDINALS

Regular Season: 4-6 (Home 2-4, Away 2-2) • Playoffs: 0-0

Date	Site	W/L	Score
11-1-70	St.L	L	0-44
10-20-74	Hou	L	27-31
10-7-79	Hou	L	17-24
10-27-85	St.L	W	20-10
11-20-88	Hou	W	38-20
12-4-94	Hou	L	12-30
10-26-97	Ariz	W	41-14
10-23-05	Ariz	L	10-20

Date	Site	W/L	Score
11-29-09	Tenn	W	20-17
12-15-13	Tenn	L	34-37 OT

Points: Titans 219, Cardinals 247  
 Longest Win Streak: 2 (1985-88)  
 Longest Losing Streak: 3 (1970-79)  
 At LP Field: 1-1  
 At Univ. of Phoenix Stadium: 0-0



## vs. ATLANTA FALCONS

Regular Season: 7-6 (Home 5-1, Away 2-5) • Playoffs: 0-0

Date	Site	W/L	Score
12-3-72	Atl	L	10-20
11-28-76	Hou	W	20-14
9-3-78	Atl	L	14-20
11-29-81	Hou	L	27-31
9-23-84	Atl	L	10-42
10-25-87	Hou	W	37-33

Date	Site	W/L	Score
9-9-90	Atl	L	27-47
12-5-93	Hou	W	33-17
10-13-96	Atl	W	23-13
12-19-99	Tenn	W	30-17
11-23-03	Atl	W	38-31
10-7-07	Tenn	W	20-13

Date	Site	W/L	Score
11-20-11	Atl	L	17-23

Points: Titans 306, Falcons 321  
 Longest Win Streak: 5 (1993-2007)  
 Longest Losing Streak: 3 (1978-84)  
 At LP Field: 2-0  
 At Georgia Dome: 2-1



## vs. BALTIMORE RAVENS

Regular Season: 9-9 (Home 5-4, Away 4-5) • Playoffs: 1-2 (Home 0-2, Away 1-0)

Date	Site	W/L	Score
9-15-96	Hou	W	29-13
12-22-96	Balt	W	24-21 OT
9-21-97	Tenn	L	10-36
12-14-97	Balt	L	19-21
10-11-98	Balt	W	12-8
12-6-98	Tenn	W	16-14
10-10-99	Tenn	W	14-11

Date	Site	W/L	Score
12-5-99	Balt	L	14-41
10-22-00	Balt	W	14-6
11-12-00	Tenn	L	23-24
1-7-01	Tenn	L	10-24 (Div)
10-7-01	Balt	L	7-26
11-12-01	Tenn	L	10-16
11-24-02	Balt	L	12-13

Date	Site	W/L	Score
1-3-04	Balt	W	20-17 (WC)
9-18-05	Tenn	W	25-10
11-12-06	Tenn	L	26-27
10-05-08	Balt	W	13-10
1-10-09	Tenn	L	10-13 (Div)
9-18-11	Tenn	W	26-13
11-9-14	Balt	L	7-21

Points: Titans 341, Ravens 385  
 Longest Win Streak: 3 (1998-99)  
 Longest Losing Streak: 5 (2000-02)  
 At LP Field: 3-5  
 At M&T Bank Stadium: 4-4  
 Series Sweeps: Titans (1996, 98); Ravens (1997, 2001)



## vs. BUFFALO BILLS

Regular Season: 27-14 (Home 13-6, Away 14-8) • Playoffs: 1-2 (Home 1-0, Away 0-2)

Date	Site	W/L	Score
10-30-60	Buff	L	24-25
12-11-60	Hou	W	31-23
10-8-61	Hou	L	12-22
10-29-61	Buff	W	28-16
9-9-62	Buff	W	28-23
10-7-62	Hou	W	17-14
9-28-63	Buff	W	31-20
10-20-63	Hou	W	28-14
10-11-64	Hou	L	17-48
11-1-64	Buff	L	10-24
10-31-65	Buff	W	19-17
12-5-65	Hou	L	18-29
9-25-66	Buff	L	20-27
11-20-66	Hou	L	20-42

Date	Site	W/L	Score
9-17-67	Buff	W	20-3
10-29-67	Hou	W	10-3
10-27-68	Buff	W	30-7
12-7-68	Hou	W	35-6
9-21-69	Buff	W	17-3
10-5-69	Hou	W	28-14
12-12-71	Buff	W	20-14
11-10-74	Buff	W	21-9
9-19-76	Buff	W	13-3
10-15-78	Hou	W	17-10
9-25-83	Buff	L	13-30
11-10-85	Buff	L	0-20
12-21-86	Hou	W	16-7
9-20-87	Buff	L	30-34

Date	Site	W/L	Score
1-1-89	Buff	L	10-17 (Div)
9-24-89	Hou	L	41-47 OT
11-26-90	Hou	W	27-24
12-27-92	Hou	W	27-3
1-3-93	Buff	L	38-41 OT (WC)
10-11-93	Buff	L	7-35
9-18-94	Hou	L	7-15
12-24-95	Buff	W	28-17
11-23-97	Tenn	W	31-14
1-8-00	Tenn	W	22-16 (WC)
9-3-00	Buff	L	13-16
12-14-03	Tenn	W	28-26
12-24-06	Buff	W	30-29
11-15-09	Tenn	W	41-17

Points: Titans 981, Bills 875  
 Longest Win Streak: 10 (1967-78)  
 Longest Losing Streak: 3 (last 1993-94)  
 At LP Field: 3-0 overall (1-0 post)  
 At Ralph Wilson Stadium: 6-7 overall (0-2 postseason)  
 Series Sweeps: Titans (1962, 63, 67, 68, 69); Bills (1964, 66)



## vs. CAROLINA PANTHERS

Regular Season: 3-1 (Home 1-1, Away 2-0) • Playoffs: 0-0

Date	Site	W/L	Score
11-24-96	Hou	L	6-31
10-19-03	Car	W	37-17
11-4-07	Tenn	W	20-7
11-13-11	Car	W	30-3

Total Points: Titans 93, Panthers 58  
 Longest Win Streak: 3 (2003-11)  
 Longest Losing Streak: 1 (1996)  
 At LP Field: 1-0  
 At Bank of America Stadium: 2-0



## vs. CHICAGO BEARS

Regular Season: 5-6 (Home 2-4, Away 3-2) • Playoffs: 0-0

Date	Site	W/L	Score
10-28-73	Chi	L	14-35
11-6-77	Hou	W	47-0
11-16-80	Chi	W	10-6
10-12-86	Hou	L	7-20
10-15-89	Chi	W	33-28

Date	Site	W/L	Score
12-7-92	Hou	W	24-7
10-22-95	Chi	L	32-35
10-25-98	Tenn	L	20-23
11-14-04	Tenn	L	17-19 OT
11-9-08	Chi	W	21-14

Date	Site	W/L	Score
11-4-12	Tenn	L	20-51

Total Points: Titans 245, Bears 238  
 Longest Win Streak: 2 (last 1989-92)  
 Longest Losing Streak: 3 (1995-04)  
 At LP Field: 0-2  
 At Soldier Field: 3-2



## vs. CINCINNATI BENGALS

Regular Season: 39-33-1 (Home 22-13-1, Away 17-20) • Playoffs: 0-1 (Home 0-0, Away 0-1)

Date	Site	W/L	Score	Date	Site	W/L	Score	Date	Site	W/L	Score	Date	Site	W/L	Score
11-3-68	Cin	W	27-17	11-18-79	Hou	W	42-21	10-14-90	Hou	W	48-17	10-8-00	Cin	W	23-14
11-9-69	Hou	T	31-31	9-28-80	Cin	W	13-10	12-23-90	Cin	L	20-40	12-10-00	Tenn	W	35-3
10-4-70	Cin	W	20-13	10-26-80	Hou	W	23-3	<b>1-6-91</b>	<b>Cin</b>	<b>L</b>	<b>14-41 (WC)</b>	11-18-01	Cin	W	20-7
12-13-70	Hou	L	20-30	10-4-81	Hou	W	17-10	9-8-91	Cin	W	30-7	1-6-02	Tenn	L	21-23
10-31-71	Hou	W	10-6	11-1-81	Cin	L	21-34	10-27-91	Hou	W	35-3	10-27-02	Cin	W	30-24
11-21-71	Cin	L	13-28	9-12-82	Cin	L	6-27	10-11-92	Cin	W	38-24	10-31-04	Tenn	W	27-20
10-29-72	Cin	L	7-30	1-2-83	Hou	L	27-35	10-25-92	Hou	W	26-10	10-16-05	Tenn	L	23-31
12-17-72	Hou	L	17-61	11-6-83	Hou	L	14-55	10-24-93	Hou	W	28-12	11-25-07	Cin	L	6-35
9-23-73	Cin	L	10-24	11-20-83	Cin	L	10-38	11-14-93	Cin	W	38-3	9-14-08	Cin	W	24-7
12-16-73	Hou	L	24-27	10-7-84	Cin	L	3-13	9-25-94	Hou	W	20-13	11-6-11	Ten	L	17-24
10-27-74	Cin	W	21-34	10-28-84	Hou	L	13-31	11-13-94	Cin	L	31-34	9-21-14	Cin	L	7-33
11-17-74	Hou	W	20-3	10-20-85	Hou	W	27-44	9-24-95	Cin	W	38-28	<b>Total Points:</b> Titans 1,701, Bengals 1,734			
10-5-75	Hou	L	19-21	12-1-85	Cin	L	27-45	11-12-95	Hou	L	25-32				
11-30-75	Cin	L	19-23	10-19-86	Cin	L	28-31	10-6-96	Cin	W	30-27 OT				
10-24-76	Hou	L	7-27	11-9-86	Hou	W	32-28	12-15-96	Hou	L	13-21	<b>Longest Win Streak:</b> 7 (last 1998-01)			
11-14-76	Cin	L	27-31	11-1-87	Cin	W	31-29	10-12-97	Tenn	W	30-7	<b>Longest Losing Streak:</b> 7 (1981-84)			
10-30-77	Cin	L	10-13 OT	12-27-87	Hou	W	21-17	12-4-97	Cin	L	14-41	<b>At LP Field:</b> 3-3			
12-18-77	Hou	W	21-16	10-23-88	Cin	L	21-44	9-6-98	Cin	W	23-14	<b>At Paul Brown Stadium:</b> 4-2			
10-29-78	Cin	L	13-28	12-11-88	Hou	W	41-6	10-18-98	Tenn	W	44-14	<b>Series Sweeps:</b> Titans (1974, 79, 80,			
11-26-78	Hou	W	17-10	11-13-89	Hou	W	26-24	9-12-99	Tenn	W	36-35	87, 91, 92, 93, 98, 99, 00); Bengals			
9-23-79	Cin	W	30-27 OT	12-17-89	Cin	L	7-61	11-14-99	Cin	W	24-14	(1972, 73, 75, 76, 82, 83, 84)			



## vs. CLEVELAND BROWNS

Regular Season: 28-34 (Home 13-19, Away 15-15) • Playoffs: 1-0 (Home 0-0, Away 1-0)

Date	Site	W/L	Score	Date	Site	W/L	Score	Date	Site	W/L	Score	Date	Site	W/L	Score
11-22-70	Clev	L	14-28	12-2-79	Clev	L	7-14	10-29-89	Clev	L	17-28	12-30-01	Tenn	L	38-41
12-7-70	Hou	L	10-21	9-15-80	Clev	W	7-16	12-23-89	Hou	L	20-24	9-22-02	Tenn	L	28-31 OT
9-19-71	Clev	L	0-31	11-30-80	Hou	L	14-17	11-18-90	Clev	W	35-23	11-6-05	Clev	L	14-20
11-28-71	Hou	L	24-27	9-13-81	Clev	W	9-3	12-9-90	Hou	W	58-14	12-7-08	Tenn	W	28-9
10-22-72	Hou	L	17-23	12-3-81	Hou	W	17-13	11-17-91	Hou	W	28-24	10-2-11	Clev	W	31-13
11-5-72	Clev	L	0-20	12-26-82	Hou	L	14-20	12-15-91	Clev	W	17-14	10-5-14	Tenn	L	28-29
10-21-73	Clev	L	13-42	10-30-83	Clev	L	19-25 OT	11-8-92	Hou	L	14-24	<b>Total Points:</b> Titans 1,236, Browns 1,247			
11-11-73	Hou	L	13-23	12-11-83	Hou	W	27-34	12-20-92	Clev	W	17-14				
9-22-74	Clev	L	7-20	11-25-84	Clev	L	10-27	11-21-93	Clev	W	27-20	<b>Longest Win Streak:</b> 6 (1995-01)			
12-15-74	Hou	W	24-28	12-16-84	Hou	L	20-27	12-12-93	Hou	W	19-17	<b>Longest Losing Streak:</b> 9 (1970-74)			
10-12-75	Clev	W	10-40	10-13-85	Hou	L	6-21	10-13-94	Hou	L	8-11	<b>At LP Field:</b> 3-3			
12-21-75	Hou	W	10-21	12-15-85	Clev	L	21-28	11-27-94	Clev	L	10-34	<b>At Cleveland Browns Stadium:</b> 4-1			
11-7-76	Hou	L	7-21	9-14-86	Hou	L	20-23	9-17-95	Hou	L	7-14	<b>Series Sweeps:</b> Titans (1975, 78, 81,			
12-5-76	Clev	L	10-13	11-30-86	Clev	L	10-13 OT	11-5-95	Clev	W	37-10	90, 91, 93, 99, 00); Browns (1970, 71,			
10-16-77	Hou	L	23-24	10-11-87	Clev	W	15-10	9-19-99	Tenn	W	26-9	72, 73, 76, 84, 85, 86, 89, 94)			
12-11-77	Clev	W	15-19	11-22-87	Hou	L	7-40	11-28-99	Clev	W	33-21				
10-1-78	Clev	W	13-16	11-7-88	Hou	W	24-17	11-19-00	Tenn	W	24-10				
11-5-78	Hou	W	10-14	12-18-88	Clev	L	23-28	12-17-00	Clev	W	24-0				
9-30-79	Hou	W	31-10	<b>12-24-88</b>	<b>Clev</b>	<b>W</b>	<b>24-23 (WC)</b>	12-2-01	Clev	W	31-15				



## vs. DALLAS COWBOYS

Regular Season: 6-8 (Home 2-5, Away 4-3) • Playoffs: 0-0

Date	Site	W/L	Score	Date	Site	W/L	Score	<div>Total Points: Titans 254, Cowboys 333</div> <div>Longest Win Streak: 2 (last 1997-00)</div> <div>Longest Losing Streak: 2 (last 2002-06)</div> <div>At LP Field: 1-1</div> <div>At Cowboys Stadium: 1-0</div>
12-20-70	Dal	L	10-52	9-11-94	Dal	L	17-20	
11-24-74	Hou	L	0-10	11-27-97	Dal	W	27-14	
11-22-79	Dal	W	30-24	12-25-00	Tenn	W	31-0	
12-13-82	Hou	L	7-37	9-15-02	Dal	L	13-21	
9-29-85	Hou	L	10-17	10-1-06	Tenn	L	14-45	
11-24-88	Dal	W	25-17	10-10-10	Dal	W	34-27	
11-10-91	Hou	W	26-23 OT	9-14-14	Tenn	L	10-26	



## vs. DENVER BRONCOS

Regular Season: 21-15-1 (Home 14-6, Away 7-9-1) • Playoffs: 1-2 (Home 1-0, Away 0-2)

Date	Site	W/L	Score	Date	Site	W/L	Score	Date	Site	W/L	Score	Date	Site	W/L	Score
11-6-60	Den	W	45-25	10-2-66	Den	L	38-40	11-2-80	Den	W	20-16	12-8-13	Den	L	28-51
11-20-60	Hou	W	20-10	10-1-67	Hou	W	10-6	10-9-83	Hou	L	14-26	<b>Total Points:</b> Titans 1,027, Broncos 907			
11-5-61	Den	W	55-13	11-12-67	Den	W	20-18	10-6-85	Den	L	20-31				
11-26-61	Hou	W	45-14	11-17-68	Hou	W	38-17	10-4-87	Den	W	40-10				
10-21-62	Den	L	10-20	10-26-69	Hou	W	24-21	<b>1-10-87</b>	<b>Den</b>	<b>L</b>	<b>10-34 (Div)</b>	<b>Longest Win Streak:</b> 5 (1962-65)			
12-2-62	Hou	W	34-17	11-16-69	Den	T	20-20	10-6-91	Hou	W	42-14	<b>Longest Losing Streak:</b> 3 (1972-74, 2004-10)			
9-14-63	Hou	W	14-20	11-29-70	Hou	W	31-21	<b>1-4-92</b>	<b>Den</b>	<b>L</b>	<b>24-26 (Div)</b>	<b>At LP Field:</b> 1-2			
10-13-63	Den	W	33-24	9-17-72	Den	L	17-30	10-18-92	Den	L	21-27	<b>At Invesco Field:</b> 0-2			
9-27-64	Den	W	38-17	10-14-73	Hou	L	20-48	11-26-95	Hou	W	42-33	<b>Series Sweeps:</b> Titans (1960, 61, 63,			
12-20-64	Hou	W	34-15	12-8-74	Den	L	14-38	12-25-04	Tenn	L	16-37	64, 67, 68); Broncos (1965)			
10-17-65	Den	L	17-28	10-10-76	Hou	W	17-3	11-19-07	Den	L	20-34				
11-14-65	Hou	L	21-31	12-4-77	Hou	L	14-24	10-3-10	Tenn	L	20-26				
9-3-66	Hou	W	45-7	<b>12-23-79</b>	<b>Hou</b>	<b>W</b>	<b>13-7 (WC)</b>	9-25-11	Tenn	W	17-14				





## vs. DETROIT LIONS

Regular Season: 8-3 (Home 5-2, Away 3-1) • Playoffs: 0-0

Date	Site	W/L	Score
10-17-71	Hou	L	7-31
10-26-75	Hou	W	24-8
11-13-83	Hou	W	27-17
10-5-86	Det	L	13-24
11-5-89	Hou	W	35-31
11-26-92	Det	W	24-21

Date	Site	W/L	Score
12-10-95	Hou	L	17-24
10-21-01	Det	W	27-24
1-2-05	Tenn	W	24-19
11-27-08	Det	W	47-10
9-23-12	Tenn	W	44-41 OT

**Total Points:** Titans 289, Lions 250  
**Longest Win Streak:** 4 (2001-12)  
**Longest Losing Streak:** 1 (last 1995)  
**At LP Field:** 2-0  
**At Ford Field:** 1-0



## vs. GREEN BAY PACKERS

Regular Season: 6-5 (Home 2-3, Away 4-2) • Playoffs: 0-0

Date	Site	W/L	Score
11-19-72	Hou	L	10-23
9-25-77	GB	W	16-10
12-14-80	GB	W	22-3
9-4-83	Hou	L	38-41 OT
9-7-86	GB	W	31-3
12-13-92	Hou	L	14-16

Date	Site	W/L	Score
12-20-98	GB	L	22-30
12-16-01	Tenn	W	26-20
10-11-04	GB	W	48-27
11-02-08	Tenn	W	19-16 OT
12-23-12	GB	L	7-55

**Total Points:** Titans 253, Packers 244  
**Longest Win Streak:** 3 (last 2001-08)  
**Longest Losing Streak:** 2 (1992-98)  
**At LP Field:** 2-0  
**At Lambeau Field:** 4-2



## vs. HOUSTON TEXANS

Regular Season: 15-11 (Home 8-5, Away 7-6) • Playoffs: 0-0

Date	Site	W/L	Score
11-10-02	Tenn	W	17-10
12-29-02	Hou	W	13-3
10-12-03	Tenn	W	38-17
12-21-03	Hou	W	27-24
10-17-04	Tenn	L	10-20
11-28-04	Hou	L	21-31
10-9-05	Hou	W	34-20
12-11-05	Tenn	W	13-10
10-29-06	Tenn	W	28-22

Date	Site	W/L	Score
12-10-06	Hou	W	26-20 OT
10-21-07	Hou	W	38-36
12-2-07	Tenn	W	28-20
9-21-08	Tenn	W	31-12
12-14-08	Hou	L	12-13
9-20-09	Tenn	L	31-34
11-23-09	Hou	W	20-17
11-28-10	Hou	L	0-20
12-19-10	Tenn	W	31-17

Date	Site	W/L	Score
10-23-11	Tenn	L	7-41
1-1-12	Hou	W	23-22
9-30-12	Hou	L	14-38
12-2-12	Tenn	L	10-24
9-15-13	Hou	L	24-30 OT
12-29-13	Tenn	W	16-10
10-26-14	Tenn	L	16-30
11-30-14	Hou	L	21-45

**Total Points:** Titans 549, Texans 586  
**Longest Win Streak:** 7 (2005-08)  
**Longest Losing Streak:** 3 (2012-13)  
**At LP Field:** 8-5  
**At NRG Stadium:** 7-6  
**Series Sweeps:** Titans (2002, 03, 05, 06, 07); Texans (2004, 12, 14)



## vs. INDIANAPOLIS COLTS

Regular Season: 13-27 (Home 7-11, Away 6-16) • Playoffs: 1-0 (Home 0-0, Away 1-0)

Date	Site	W/L	Score
10-11-70	Hou	L	20-24
11-4-73	Balt	W	31-27
11-1-76	Balt	L	14-38
10-14-79	Balt	W	28-16
9-21-80	Hou	W	21-16
12-18-83	Balt	L	10-20
9-9-84	Hou	L	21-35
12-22-85	Ind	L	16-34
11-23-86	Hou	W	31-17
11-29-87	Ind	L	27-51
9-4-88	Ind	W	17-14 OT
9-23-90	Hou	W	24-10
9-13-92	Ind	W	20-10

Date	Site	W/L	Score
9-4-94	Ind	L	21-45
<b>1-16-00</b>	<b>Ind</b>	<b>W</b>	<b>19-16 (Div)</b>
11-3-02	Ind	W	23-15
12-8-02	Tenn	W	27-17
9-14-03	Ind	L	7-33
12-7-03	Tenn	L	27-29
9-19-04	Tenn	L	17-31
12-5-04	Ind	L	24-51
10-2-05	Tenn	L	10-31
12-4-05	Ind	L	3-35
10-8-06	Ind	L	13-14
12-3-06	Tenn	W	20-17
9-16-07	Tenn	L	20-22

Date	Site	W/L	Score
12-30-07	Ind	W	16-10
10-27-08	Tenn	W	31-21
12-28-08	Ind	L	0-23
10-11-09	Tenn	L	9-31
12-06-09	Ind	L	17-27
12-9-10	Tenn	L	28-30
1-2-11	Ind	L	20-23
10-30-11	Tenn	W	27-10
12-18-11	Ind	L	13-27
10-28-12	Tenn	L	13-19 OT
12-9-12	Ind	L	23-27
11-14-13	Tenn	L	27-30
12-1-13	Ind	L	14-22

**Total Points:** Titans 776, Colts 1,036  
**Longest Win Streak:** 3 (last 1999-02)  
**Longest Losing Streak:** 7 (last 2011-14)  
**At LP Field:** 4-9  
**At RCA Dome:** 5-8  
**At Lucas Oil Stadium:** 0-7  
**Series Sweeps:** Titans (2002); Colts (2003, 04, 05, 09, 10, 12, 13, 14)



## vs. JACKSONVILLE JAGUARS

Regular Season: 22-18 (Home 11-9, Away 11-9) • Playoffs: 1-0 (Home 0-0, Away 1-0)

Date	Site	W/L	Score
9-3-95	Jax	W	10-3
10-1-95	Hou	L	17-16
9-8-96	Jax	W	34-27
12-8-96	Hou	L	17-23
11-2-97	Tenn	L	24-30
11-16-97	Jax	L	9-17
9-27-98	Tenn	L	22-27
12-13-98	Jax	W	16-13
9-26-99	Jax	W	20-19
12-26-99	Tenn	W	41-14
<b>1-23-00</b>	<b>Jax</b>	<b>W</b>	<b>33-14 (Champ)</b>
10-16-00	Tenn	W	27-13
11-26-00	Jax	L	13-16

Date	Site	W/L	Score
9-23-01	Jax	L	6-13
11-4-01	Tenn	W	28-24
10-13-02	Tenn	W	23-14
12-22-02	Jax	W	28-10
10-28-03	Jax	W	30-17
11-16-03	Tenn	W	10-3
9-26-04	Tenn	L	15-12
11-21-04	Jax	W	18-15
11-20-05	Tenn	L	28-31
1-1-06	Jax	L	13-40
11-5-06	Jax	L	7-37
12-17-06	Tenn	W	24-17
9-9-07	Jax	W	13-10

Date	Site	W/L	Score
11-11-07	Tenn	L	13-28
9-7-08	Tenn	W	17-10
11-16-08	Jax	W	24-14
10-4-09	Jax	L	17-37
11-1-09	Tenn	W	30-13
10-18-10	Jax	W	30-3
12-5-10	Tenn	L	6-17
9-11-11	Jax	L	14-16
12-24-11	Tenn	W	23-17
11-25-12	Jax	L	19-24
12-30-12	Tenn	W	38-20
11-10-13	Tenn	L	27-29
12-22-13	Jax	W	20-16

**Total Points:** Titans 829, Jaguars 758  
**Longest Win Streak:** 5 (last 2001-03)  
**Longest Losing Streak:** 4 (1996-98)  
**At LP Field:** 11-5  
**At EverBank Field:** 12-9  
**Series Sweeps:** Titans (1999, 02, 08); Jaguars (1997, 05)



## vs. KANSAS CITY CHIEFS

Regular Season: 21-27 (Home 12-10, Away 9-17) • Playoffs: 0-2 (Home 0-2, Away 0-0)

Date	Site	W/L	Score	Date	Site	W/L	Score	Date	Site	W/L	Score	Date	Site	W/L	Score
10-16-60	Hou	W	20-10	9-09-67	Hou	L	20-25	10-23-83	Hou	L	10-13	12-13-04	Ten	L	38-49
12-04-60	Dal	L	0-24	10-22-67	KC	W	24-19	11-11-84	KC	W	17-16	12-16-07	KC	W	26-17
10-01-61	Dal	L	21-26	9-09-68	Hou	L	21-26	11-03-85	Hou	W	23-20	10-19-08	KC	W	34-10
10-22-61	Hou	W	38-7	11-28-68	KC	L	10-24	9-21-86	KC	L	13-27	12-26-10	KC	L	14-34
10-28-62	Hou	L	7-31	10-12-69	KC	L	0-24	10-09-88	Hou	W	7-6	10-6-13	Tenn	L	17-26
11-04-62	Dal	W	14-6	11-08-70	KC	L	9-24	11-26-89	KC	L	0-34	9-7-14	KC	W	26-10
<b>12-23-62</b>	<b>Hou</b>	<b>L</b>	<b>17-20 (AFL Champ)</b>	9-26-71	Hou	L	16-20	12-16-90	KC	W	27-10	<b>Total Points:</b> Titans 902, Chiefs 1,080 <b>Longest Win Streak:</b> 4 (last 1990-93) <b>Longest Losing Streak:</b> 7 (1968-74) <b>At LP Field:</b> 1-2 <b>At Arrowhead Stadium:</b> 7-8			
10-06-63	KC	L	7-28	11-18-73	KC	L	14-38	9-16-91	Hou	W	17-7				
10-27-63	Hou	W	28-7	9-29-74	Hou	L	7-17	9-20-92	Hou	W	23-20				
10-04-64	KC	L	7-28	11-02-75	KC	W	17-13	9-12-93	Hou	W	30-0				
11-22-64	Hou	L	19-28	11-27-77	Hou	W	34-20	<b>1-16-94</b>	<b>Hou</b>	<b>L</b>	<b>20-28 (Div)</b>				
10-24-65	Hou	W	38-36	9-10-78	KC	W	20-17	12-18-94	KC	L	9-31				
11-28-65	KC	L	21-52	9-16-79	Hou	W	20-6	11-19-95	KC	L	13-20				
10-30-66	KC	L	23-48	10-12-80	KC	L	20-21	9-01-96	Hou	L	19-20				
				11-15-81	KC	L	10-23	9-10-00	Ten	W	17-14				



## vs. MIAMI DOLPHINS

Regular Season: 15-18 (Home 8-7, Away 7-11) • Playoffs: 1-0 (Home 0-0, Away 1-0)

Date	Site	W/L	Score	Date	Site	W/L	Score	Date	Site	W/L	Score	<b>Total Points:</b> Titans 642, Dolphins 621 <b>Longest Win Streak:</b> 3 (1967-68, 78-79) <b>Longest Losing Streak:</b> 5 (1992-01) <b>At LP Field:</b> 2-1 <b>At Dolphin Stadium:</b> 3-6 <b>Series Sweeps:</b> Titans (1967, 69); Dolphins (1966)			
10-23-66	Hou	L	13-20	11-20-78	Hou	W	35-30	9-7-97	Mia	L	13-16 OT				
12-18-66	Mia	L	28-29	<b>12-24-78</b>	<b>Mia</b>	<b>W</b>	<b>17-9 (WC)</b>	11-7-99	Mia	L	0-17				
12-3-67	Hou	W	17-14	11-5-79	Mia	W	9-6	9-9-01	Tenn	L	23-31				
12-23-67	Mia	W	41-10	9-20-81	Hou	L	10-16	11-9-03	Tenn	W	31-7				
9-14-68	Mia	W	24-10	12-4-83	Hou	L	17-24	9-11-04	Mia	W	17-7				
10-6-68	Hou	L	7-24	10-14-84	Mia	L	10-28	12-24-05	Mia	L	10-24				
9-28-69	Hou	W	22-10	9-8-85	Hou	W	26-23	9-24-06	Mia	L	10-13				
11-23-69	Mia	W	32-7	11-2-86	Mia	L	7-28	12-20-09	Tenn	W	27-24 OT				
9-27-70	Hou	L	10-20	10-1-89	Hou	W	39-7	11-14-10	Mia	L	17-29				
9-24-72	Mia	L	13-34	10-20-91	Mia	W	17-13	11-11-12	Mia	W	37-3				
11-16-75	Hou	W	20-19	11-22-92	Mia	L	16-19								
10-2-77	Mia	L	7-27	11-17-96	Hou	L	20-23								



## vs. MINNESOTA VIKINGS

Regular Season: 4-8 (Home 3-1, Away 1-7) • Playoffs: 0-0

Date	Site	W/L	Score	Date	Site	W/L	Score	<b>Total Points:</b> Titans 188, Vikings 320 <b>Longest Win Streak:</b> 1 (last 2008) <b>Longest Losing Streak:</b> 4 (1995-04) <b>At LP Field:</b> 1-0 <b>At Metrodome:</b> 1-6			
10-13-74	Min	L	10-51	10-8-95	Min	L	17-23				
12-21-80	Hou	W	20-16	12-26-98	Tenn	L	16-26				
10-16-83	Min	L	14-34	12-9-01	Min	L	24-42				
12-14-86	Hou	W	23-10	10-24-04	Min	L	3-20				
9-10-89	Min	L	7-38	9-28-08	Tenn	W	30-17				
11-15-92	Min	W	17-13	10-7-12	Min	L	7-30				



## vs. NEW ENGLAND PATRIOTS

Regular Season: 15-22-1 (Home 10-7, Away 5-15-1) • Playoffs: 1-1 (Home 0-0, Away 1-1)

Date	Site	W/L	Score	Date	Site	W/L	Score	Date	Site	W/L	Score	Date	Site	W/L	Score
11-25-60	NE	W	24-10	11-13-66	Hou	L	14-38	10-18-81	NE	L	10-38	9-9-12	Tenn	L	13-34
12-18-60	Hou	W	37-21	11-5-67	NE	L	7-18	11-28-82	NE	L	21-29	<b>Total Points:</b> Titans 807, Patriots 991 <b>Longest Win Streak:</b> 4 (1975-80) <b>Longest Losing Streak:</b> 5 (2003-12) <b>At LP Field:</b> 1-2 <b>At Gillette Stadium:</b> 0-3 <b>Series Sweeps:</b> Titans (1960, 68); Patriots (1963, 64, 66)			
10-13-61	NE	T	31-31	11-26-67	Hou	W	27-6	10-18-87	Hou	L	7-21				
11-12-61	Hou	W	27-15	10-13-68	NE	W	16-0	9-25-88	Hou	W	31-6				
9-16-62	NE	L	21-34	12-15-68	Hou	W	45-17	10-8-89	NE	L	13-23				
11-18-62	Hou	W	21-17	11-2-69	NE	L	0-24	9-22-91	NE	L	20-24				
11-1-63	NE	L	3-45	12-14-69	Hou	W	23-27	10-17-93	NE	W	28-14				
12-8-63	Hou	L	28-46	11-7-71	NE	L	20-28	9-20-98	NE	L	16-27				
11-6-64	NE	L	24-25	11-25-73	Hou	L	0-32	12-16-02	Tenn	W	24-7				
11-29-64	Hou	L	17-34	9-21-75	NE	W	7-0	10-5-03	NE	L	30-38				
9-19-65	Hou	W	10-31	11-12-78	NE	W	26-23	<b>1-10-04</b>	<b>NE</b>	<b>L</b>	<b>14-17 (Div)</b>				
12-18-65	NE	L	14-42	<b>12-31-78</b>	<b>NE</b>	<b>W</b>	<b>31-14 (Div)</b>	12-31-06	Tenn	L	23-40				
9-25-66	NE	L	21-27	11-10-80	Hou	W	38-34	10-18-09	NE	L	0-59				



## vs. NEW ORLEANS SAINTS

Regular Season: 7-5-1 (Home 2-3-1, Away 5-2) • Playoffs: 0-0

Date	Site	W/L	Score	Date	Site	W/L	Score	Date	Site	W/L	Score	<b>Total Points:</b> Titans 279, Saints 255 <b>Longest Win Streak:</b> 4 (1996-07) <b>Longest Losing Streak:</b> 3 (1981-87) <b>At LP Field:</b> 1-1 <b>At Superdome:</b> 5-2			
10-3-71	Hou	T	13-13	10-21-90	Hou	W	23-10	12-11-11	Tenn	L	17-22				
10-3-76	NO	W	31-26	9-5-93	NO	L	21-33								
12-10-78	NO	W	17-12	11-10-96	NO	W	31-14								
11-22-81	Hou	L	24-27	10-17-99	NO	W	24-21								
9-30-84	Hou	L	10-27	9-21-03	Tenn	W	27-12								
12-13-87	NO	L	10-24	9-24-07	NO	W	31-14								



## vs. NEW YORK GIANTS

Regular Season: 5-6 (Home 3-3, Away 2-3) • Playoffs: 0-0

Date	Site	W/L	Score
9-16-73	NY	L	14-34
12-5-82	NY	L	14-17
12-8-85	Hou	L	14-35
12-21-91	NY	L	20-24
11-21-94	Hou	L	10-13

Date	Site	W/L	Score
11-9-97	Tenn	W	10-6
10-1-00	Tenn	W	28-14
12-1-02	NY	W	32-29 OT
11-26-06	Tenn	W	24-21
9-26-10	NY	W	29-10

Date	Site	W/L	Score
12-7-14	Tenn	L	7-36

**Total Points:** Titans 202, Giants 239  
**Longest Win Streak:** 5 (1997-10)  
**Longest Losing Streak:** 5 (1973-94)  
**At LP Field:** 2-1  
**At Giants Stadium:** 1-2  
**At MetLife Stadium:** 1-0



## vs. NEW YORK JETS

Regular Season: 23-18-1 (Home 17-6, Away 6-12-1) • Playoffs: 1-0 (Home 1-0, Away 0-0)

Date	Site	W/L	Score
10-9-60	Hou	W	27-21
10-23-60	NY	W	42-28
11-19-61	Hou	W	49-13
12-10-61	NY	W	48-21
10-14-62	Hou	W	56-17
12-15-62	NY	W	44-10
9-22-63	NY	L	17-24
11-10-63	Hou	W	31-27
10-17-64	NY	L	21-24
12-13-64	Hou	W	33-17
9-12-65	Hou	W	27-21
11-21-65	NY	L	14-41
9-18-66	NY	L	13-52
10-16-66	Hou	W	24-0

Date	Site	W/L	Score
10-15-67	NY	T	28-28
10-20-68	Hou	L	14-20
11-10-68	NY	L	7-26
10-20-69	NY	L	17-26
12-6-69	Hou	L	26-34
10-1-72	Hou	W	26-20
11-3-74	NY	W	27-22
9-18-77	Hou	W	20-0
10-28-79	Hou	W	27-24
11-23-80	NY	L	28-31 OT
9-27-81	NY	L	17-33
11-18-84	Hou	W	31-20
9-18-88	NY	L	3-45
10-28-90	Hou	L	12-17

Date	Site	W/L	Score
10-13-91	NY	W	23-20
<b>12-29-91</b>	<b>Hou</b>	<b>W</b>	<b>17-10 (WC)</b>
1-2-94	Hou	W	24-0
12-24-94	Hou	W	24-10
12-17-95	Hou	W	23-6
12-1-96	NY	W	35-10
11-22-98	Tenn	L	3-24
12-1-03	NY	L	17-24
9-10-06	Tenn	L	16-23
12-23-07	Tenn	W	10-6
11-23-08	Tenn	L	13-34
9-27-09	NY	L	17-24
12-17-12	Tenn	W	14-10
10-6-13	Tenn	W	38-13

**Total Points:** Titans 1,014, Jets 892  
**Longest Win Streak:** 6 (last 1991-96)  
**Longest Losing Streak:** 4 (1968-69)  
**At LP Field:** 3-3  
**At Giants Stadium:** 2-3  
**At MetLife Stadium:** 0-0  
**Series Sweeps:** Titans (1960, 61, 62); Jets (1968, 69)



## vs. OAKLAND RAIDERS

Regular Season: 20-23 (Home 15-11, Away 5-12) • Playoffs: 0-4 (Home 0-0, Away 0-4)

Date	Site	W/L	Score
9-11-60	Oak	W	37-22
9-25-60	Hou	L	13-14
9-9-61	Hou	W	55-0
12-17-61	Oak	W	47-16
11-11-62	Oak	W	28-20
12-9-62	Hou	W	32-17
9-7-63	Hou	L	13-24
12-22-63	Oak	L	49-52
9-19-64	Hou	W	42-28
11-15-64	Oak	L	10-20
9-26-65	Oak	L	17-21
11-7-65	Hou	L	21-33
9-10-66	Hou	W	31-0
11-6-66	Oak	L	23-38
12-10-67	Hou	L	7-19

Date	Site	W/L	Score
<b>12-31-67</b>	<b>Oak</b>	<b>L</b>	<b>7-40 (AFL Champ)</b>
9-29-68	Hou	L	15-24
9-14-69	Oak	L	17-21
<b>12-21-69</b>	<b>Oak</b>	<b>L</b>	<b>7-56 (AFL Div)</b>
11-14-71	Oak	L	21-41
10-9-72	Hou	L	0-34
12-2-73	Hou	L	6-17
12-14-75	Hou	W	27-26
9-26-76	Hou	L	13-14
11-13-77	Oak	L	29-34
10-8-78	Oak	L	17-21
11-11-79	Hou	W	31-17
<b>12-28-80</b>	<b>Oak</b>	<b>L</b>	<b>7-27 (WC)</b>
11-8-81	Hou	W	17-16

Date	Site	W/L	Score
9-11-83	LA	L	6-20
9-2-84	Hou	L	14-24
10-26-86	Hou	L	17-28
9-11-88	Hou	W	38-35
11-19-89	Hou	W	23-7
9-1-91	Hou	W	47-17
10-30-94	LA	L	14-17
8-31-97	Tenn	W	24-21 OT
12-9-99	Tenn	W	21-14
12-22-01	Oak	W	13-10
9-29-02	Oak	L	25-52
<b>1-19-03</b>	<b>Oak</b>	<b>L</b>	<b>24-41 (Champ)</b>
9-7-03	Tenn	W	25-20
12-19-04	Oak	L	35-40
10-30-05	Tenn	L	25-34

Date	Site	W/L	Score
10-28-07	Tenn	W	13-9
9-12-10	Tenn	W	38-13
11-24-13	Oak	W	23-19

**Total Points:** Titans 1,064, Raiders 1,133  
**Longest Win Streak:** 4 (1961-62)  
**Longest Losing Streak:** 9 (1966-73)  
**At LP Field:** 4-1  
**At Oakland-Alameda County Coliseum:** 2-11  
**Series Sweeps:** Titans (1961,62); Raiders (1963, 65)



## vs. PHILADELPHIA EAGLES

Regular Season: 4-7 (Home 2-3, Away 2-4) • Playoffs: 0-0

Date	Site	W/L	Score
11-12-72	Hou	L	17-18
12-16-79	Hou	L	20-26
12-19-82	Phil	L	14-35
10-2-88	Phil	L	23-32
12-2-91	Hou	L	6-13

Date	Site	W/L	Score
10-24-94	Phil	L	6-21
12-3-00	Phil	W	15-13
9-8-02	Tenn	W	27-24
11-19-06	Phil	W	31-13
10-24-10	Tenn	W	37-19

Date	Site	W/L	Score
11-23-14	Phil	L	24-43

**Total Points:** Titans 220, Eagles 257  
**Longest Win Streak:** 4 (2000-10)  
**Longest Losing Streak:** 6 (1972-94)  
**At LP Field:** 2-0  
**At Lincoln Financial Field:** 1-1



## vs. PITTSBURGH STEELERS

Regular Season: 31-42 (Home 19-18, Away 12-24) • Playoffs: 1-3 (Home 1-1, Away 0-2)

Date	Site	W/L	Score
9-20-70	Pitt	W	19-7
10-18-70	Hou	L	3-7
10-24-71	Pitt	L	16-23
12-5-71	Hou	W	29-3
10-15-72	Pitt	L	7-24
12-10-72	Hou	L	3-9
9-30-73	Hou	L	7-36
12-9-73	Pitt	L	7-33
10-6-74	Hou	L	7-13
12-1-74	Pitt	W	13-10
11-9-75	Pitt	L	17-24
11-24-75	Hou	L	9-32
11-21-76	Pitt	L	16-32
12-11-76	Hou	L	0-21
10-9-77	Hou	W	27-10
10-23-77	Pitt	L	10-27
10-23-78	Pitt	W	24-17
12-3-78	Hou	L	3-13
<b>1-7-79</b>	<b>Pitt</b>	<b>L</b>	<b>5-34 (Champ)</b>
9-9-79	Pitt	L	7-38
12-10-79	Hou	W	20-17
<b>1-6-80</b>	<b>Pitt</b>	<b>L</b>	<b>13-27 (Champ)</b>

Date	Site	W/L	Score
9-7-80	Pitt	L	17-31
12-4-80	Hou	W	6-0
10-26-81	Pitt	L	13-26
12-20-81	Hou	W	21-20
11-21-82	Hou	L	10-24
9-18-83	Hou	L	28-40
10-2-83	Pitt	L	10-17
11-4-84	Pitt	L	7-35
12-2-84	Hou	W	23-20 OT
9-22-85	Pitt	L	0-20
11-17-85	Hou	L	7-30
9-28-86	Hou	L	16-22 OT
11-16-86	Pitt	L	10-21
11-15-87	Pitt	W	23-3
12-20-87	Hou	W	24-16
10-16-88	Pitt	W	34-14
12-4-88	Hou	L	34-37
10-22-89	Hou	W	27-0
12-3-89	Pitt	W	23-16
<b>12-31-89</b>	<b>Hou</b>	<b>L</b>	<b>26-23 OT (WC)</b>
9-16-90	Pitt	L	9-20
12-30-90	Hou	W	34-14

Date	Site	W/L	Score
11-24-91	Pitt	L	14-26
12-8-91	Hou	W	31-6
9-6-92	Hou	L	24-29
11-1-92	Pitt	L	20-21
11-28-93	Hou	W	23-3
12-19-93	Pitt	W	26-17
10-3-94	Pitt	L	14-30
11-6-94	Hou	L	9-12 OT
9-10-95	Hou	L	17-34
12-3-95	Pitt	L	7-21
9-29-96	Pitt	L	16-30
10-20-96	Hou	W	23-13
9-28-97	Pitt	L	24-37
12-21-97	Tenn	W	16-6
11-1-98	Pitt	W	41-31
11-15-98	Tenn	W	23-14
11-21-99	Tenn	W	16-10
1-2-00	Pitt	W	47-36
9-24-00	Pitt	W	23-20
11-5-00	Tenn	W	9-7
10-29-01	Pitt	L	7-34
11-25-01	Tenn	L	24-34

Date	Site	W/L	Score
11-17-02	Tenn	W	31-23
<b>1-11-03</b>	<b>Tenn</b>	<b>W</b>	<b>34-31 OT (Div)</b>
9-28-03	Pitt	W	30-13
9-11-05	Pitt	L	7-34
12-21-08	Tenn	W	31-14
9-10-09	Pitt	L	10-13 OT
9-19-10	Tenn	L	11-19
10-9-11	Pitt	L	17-38
10-11-12	Tenn	W	26-23
9-8-13	Pit	W	16-9
11-17-14	Tenn	L	24-27

**Total Points:** Titans 1,352, Steelers 1,624  
**Longest Win Streak:** 7 (1997-00)  
**Longest Losing Streak:** 5 (last 1994-96)  
**At LP Field:** 6-3  
**At Heinz Field:** 2-4  
**Series Sweeps:** Titans (1987, 89, 93, 98, 99, 00); Steelers (1972, 73, 75, 76, 83, 85, 86, 92, 94, 95, 01)



## vs. ST. LOUIS RAMS

Regular Season: 5-6 (Home 3-3, Away 2-3) • Playoffs: 0-1 (Neutral Site 0-1)

Date	Site	W/L	Score
10-7-73	Hou	L	26-31
9-24-78	Hou	L	6-10
9-6-81	LA	W	27-20
12-9-84	LA	L	16-27
9-13-87	Hou	W	20-16
11-4-90	LA	L	13-17

Date	Site	W/L	Score
9-26-93	Hou	L	28-13
10-31-99	Tenn	W	24-21
<b>1-30-00</b>	<b>Atl</b>	<b>L</b>	<b>16-23 (SB 34)</b>
9-25-05	St.L	L	27-31
12-13-09	Tenn	W	47-7
11-3-13	StL	W	28-21

**Total Points:** Titans 263, Rams 252  
**Longest Win Streak:** 2 (2009-13)  
**Longest Losing Streak:** 2 (last 2000-05)  
**At LP Field:** 2-0  
**At Edward Jones Dome:** 1-1



## vs. SAN DIEGO CHARGERS

Regular Season: 14-25-1 (Home 11-9, Away 3-16-1) • Playoffs: 3-1 (Home 1-0, Away 2-1)

Date	Site	W/L	Score
9-18-60	Hou	W	38-28
11-13-60	LA	L	21-24
<b>1-1-61</b>	<b>Hou</b>	<b>W</b>	<b>24-16 (AFL Champ)</b>
9-24-61	SD	L	24-34
12-3-61	Hou	W	33-13
<b>12-24-61</b>	<b>SD</b>	<b>W</b>	<b>10-3 (AFL Champ)</b>
9-23-62	SD	W	42-17
11-25-62	Hou	W	33-27
12-1-63	SD	L	0-27
12-15-63	Hou	L	14-20
9-12-64	SD	L	21-27
10-25-64	Hou	L	17-20
10-3-65	SD	L	14-31

Date	Site	W/L	Score
12-12-65	Hou	L	26-37
12-4-66	Hou	L	22-28
9-24-67	SD	L	3-13
12-16-67	Hou	W	17-24
9-21-68	SD	L	14-30
11-27-69	Hou	L	17-21
10-25-70	SD	T	31-31
12-19-71	Hou	W	49-33
11-26-72	SD	L	20-34
9-15-74	Hou	W	21-14
9-28-75	Hou	W	33-17
10-17-76	SD	L	27-30
12-17-78	Hou	L	24-45
<b>12-29-79</b>	<b>SD</b>	<b>W</b>	<b>17-14 (Div)</b>
9-16-84	SD	L	14-31

Date	Site	W/L	Score
11-24-85	Hou	W	37-35
12-7-86	SD	L	0-27
12-6-87	Hou	W	33-18
9-17-89	SD	W	34-27
9-30-90	SD	W	17-7
9-27-92	Hou	W	27-0
9-19-93	SD	L	17-18
9-13-98	Tenn	L	7-13
10-3-04	SD	L	17-38
9-17-06	SD	L	7-40
12-9-07	Tenn	L	17-23 OT
<b>1-6-08</b>	<b>SD</b>	<b>L</b>	<b>6-17 (WC)</b>
12-25-09	Tenn	L	17-42
10-31-10	SD	L	25-33
9-16-12	SD	L	10-38

9-22-13 Tenn W 20-17  
**Total Points:** Titans 924, Chargers 1,075  
**Longest Win Streak:** 4 (1961-62, 1987-92)  
**Longest Losing Streak:** 9 (1993-2012)  
**At LP Field:** 1-2  
**At Qualcomm Stadium:** 3-12-1  
**Series Sweeps:** Titans (1962); Chargers (1963, 64, 65)



## vs. SAN FRANCISCO 49ERS

Regular Season: 5-8 (Home 2-5, Away 3-3) • Playoffs: 0-0

Date	Site	W/L	Score
11-15-70	Hou	L	20-30
12-7-75	SF	W	27-13
9-17-78	Hou	W	20-19
12-13-81	SF	L	6-28
10-21-84	Hou	L	21-34
11-8-87	SF	L	20-27

Date	Site	W/L	Score
10-7-90	Hou	L	21-24
12-25-93	SF	W	10-7
10-27-96	Hou	L	9-10
10-3-99	SF	L	22-24
11-27-05	Tenn	W	33-22
11-8-09	SF	W	34-27

Date	Site	W/L	Score
10-20-13	Tenn	L	17-31

**Total Points:** Titans 260, 49ers 296  
**Longest Win Streak:** 2 (1975-78, 2005-09)  
**Longest Losing Streak:** 4 (1981-90)  
**At LP Field:** 1-1  
**At Candlestick Park:** 3-3



## vs. SEATTLE SEAHAWKS

Regular Season: 5-10 (Home 3-3, Away 2-7) • Playoffs: 1-0 (Home 1-0, Away 0-0)

Date	Site	W/L	Score
11-20-77	Sea	W	22-10
10-21-79	Sea	L	14-34
10-5-80	Hou	L	7-26
10-11-81	Hou	W	35-17
9-19-82	Hou	W	23-21
<b>1-3-88</b>	<b>Hou</b>	<b>W</b>	<b>23-20 OT (WC)</b>

Date	Site	W/L	Score
11-13-88	Sea	L	24-27
12-2-90	Sea	L	10-13 OT
11-7-93	Hou	W	24-14
12-11-94	Hou	L	14-16
11-3-96	Sea	L	16-23
10-5-97	Sea	L	13-16

Date	Site	W/L	Score
11-29-98	Sea	L	18-20
12-18-05	Tenn	L	24-28
1-3-10	Sea	W	17-13
10-13-13	Sea	L	13-20

**Total Points:** Titans 297, Seahawks 318  
**Longest Win Streak:** 3 (1981-87)  
**Longest Losing Streak:** 5 (1994-05)  
**At LP Field:** 0-1  
**At Qwest Field:** 1-1



## vs. TAMPA BAY BUCCANEERS

Regular Season: 8-2 (Home 7-0, Away 1-2) • Playoffs: 0-0

Date	Site	W/L	Score
9-12-76	Hou	W	20-0
10-19-80	Hou	W	20-14
11-27-83	TB	L	24-33
12-10-89	Hou	W	20-17
10-29-95	Hou	W	19-7
11-8-98	TB	W	31-22

Date	Site	W/L	Score
10-14-01	Tenn	W	31-28 OT
12-28-03	Tenn	W	33-13
10-14-07	TB	L	10-13
11-27-11	Tenn	W	23-17

**Total Points:** Titans 231, Buccaneers 164  
**Longest Win Streak:** 5 (1989-03)  
**Longest Losing Streak:** 1 (1983, 2007)  
**At LP Field:** 3-0  
**At Raymond James Stadium:** 1-1



## vs. WASHINGTON REDSKINS

Regular Season: 6-6 (Home 3-2, Away 3-4) • Playoffs: 0-0

Date	Site	W/L	Score
10-10-71	Wash	L	13-22
10-19-75	Hou	W	13-10
9-2-79	Wash	W	29-27
9-15-85	Wash	L	16-13
10-30-88	Hou	W	41-17
11-3-91	Wash	L	13-16 OT

Date	Site	W/L	Score
10-19-97	Tenn	W	28-14
10-30-00	Wash	W	27-21
10-6-02	Tenn	L	14-31
10-15-06	Wash	W	25-22
11-21-10	Tenn	L	16-19 OT
10-20-14	Wash	L	17-19

**Total Points:** Titans 233, Redskins 215  
**Longest Win Streak:** 2 (last 1997-00)  
**Longest Losing Streak:** 2 (2010-14)  
**At LP Field:** 0-2  
**At FedEx Field:** 2-1

## TITANS ALL-TIME FIRST-ROUND DRAFT PICKS

Year	Pick	Player	Pos.	College	Year	Pick	Player	Pos.	College
2014	11	Taylor Lewan	T	Michigan	1984	2	Dean Steinkuhler	T	Nebraska
2013	10	Chance Warmack	G	Alabama	1983	9	Bruce Matthews	G	USC
2012	20	Kendall Wright	WR	Baylor	1982	8	Mike Munchak	G	Penn State
2011	8	Jake Locker	QB	Washington	1981		(none)		
2010	16	Derrick Morgan	DE	Georgia Tech	1980		(none)		
2009	30	Kenny Britt	WR	Rutgers	1979		(none)		
2008	24	Chris Johnson	RB	East Carolina	1978	1	Earl Campbell	RB	Texas
2007	19	Michael Griffin	DB	Texas	1977	11	Morris Towns	T	Missouri
2006	3	Vince Young	QB	Texas	1976		(none)		
2005	6	Pacman Jones	CB	West Virginia	1975	6	Robert Brazile	LB	Jackson State
2004		(none)				15	Don Hardeman	RB	Tex.A&M-Kingsville
2003	28	Andre Woolfolk	CB	Oklahoma	1974		(none)		
2002	15	Albert Haynesworth	DT	Tennessee	1973	1	John Matuszak	DE	Tampa
2001		(none)				14	George Amundson	RB	Iowa State
2000	30	Keith Bulluck	LB	Syracuse	1972	6	Greg Sampson	DE	Stanford
1999	16	Jevon Kearse	DE	Florida	1971	3	Dan Pastorini	QB	Santa Clara
1998	16	Kevin Dyson	WR	Utah	1970	14	Doug Wilkerson	G	NC Central
1997	18	Kenny Holmes	DE	Miami (Fla.)	1969	15	Ron Pritchard	LB	Arizona State
1996	14	Eddie George	RB	Ohio State	1968		(none)		
1995	3	Steve McNair	QB	Alcorn State	1967	5	George Webster	LB	Michigan St.
1994	26	Henry Ford	DE	Arkansas		23	Tom Regner	G	Notre Dame
1993	13	Brad Hopkins	T	Illinois	1966		Tommy Nobis	LB	Texas
1992		(none)			1965		Lawrence Elkins	TE	Baylor
1991		(none)			1964		Scott Appleton	DT	Texas
1990	15	Lamar Lathon	LB	Houston	1963		Danny Brabham	LB	Arkansas
1989	23	David Williams	T	Florida	1962		Ray Jacobs	DT	Howard Payne
1988	22	Lorenzo White	RB	Michigan State	1961		Mike Ditka	TE	Pittsburgh
1987	3	Alonzo Highsmith	RB	Miami (Fla.)	1960		Billy Cannon	HB	LSU
	20	Haywood Jeffires	WR	NC State					
1986	3	Jim Everett	QB	Purdue					
1985	3	Ray Childress	DE	Texas A&M					
	11	Richard Johnson	DB	Wisconsin					

## 1998–2014 DRAFT SELECTIONS

### 2014

Rd.	Pick	Player	Pos.	College
1	11	Taylor Lewan	T	Michigan
2a	42	(traded to Philadelphia)		
2b	54	Bishop Sankey	RB	Washington
3	77	(traded to San Francisco)		
4a	112	DaQuan Jones	DL	Penn State
4b	122	Marqueston Huff	DB	Wyoming
5	151	Avery Williamson	LB	Kentucky
6a	178	Zach Mettenberger	QB	Louisiana State
6b	186	(traded to Washington)		
7	228	(traded to Washington)		

#### Draft Notes

- 2b, 4b – Picks acquired in trade with Philadelphia for 2a.
- 3 – Pick traded to San Francisco during 2013 draft (see 2013, 2a).
- 6a – Pick acquired in trade with Washington for 6b and 7.

### 2013

Rd.	Pick	Player	Pos.	College
1	10	Chance Warmack	G	Alabama
2a	34	Justin Hunter	WR	Tennessee
2b	40	(traded to San Francisco)		
3a	70	Blidi Wreh-Wilson	CB	Connecticut
3b	97	Zaviar Gooden	LB	Missouri
4	107	Brian Schwenke	C	California
5	142	Lavar Edwards	DE	Louisiana State
6a	176	(traded to Minnesota)		
6b	202	Khalid Wooten	CB	Nevada

7a	216	(traded to San Francisco)		
7b	248	Daimion Stafford	S	Nebraska

#### Draft Notes

- 2a – Pick acquired in trade with San Francisco for 2b, 7a and a third-round pick in 2014.
- 6a – Pick traded to Minnesota in 2012 for a seventh-round pick in 2012.
- 3b, 6b, 7b – Awarded as compensatory selections

### 2012

Rd.	Pick	Player	Pos.	College
1	20	Kendall Wright	WR	Baylor
2	52	Zach Brown	LB	North Carolina
3	82	Mike Martin	DT	Michigan
4	115	Coty Sensabaugh	CB	Clemson
5a	145	Taylor Thompson	TE	Southern Methodist
5b	155	(traded to Miami)		
6	190	Markelle Martin	S	Oklahoma State
7a	211	Scott Solomon	DE	Rice
7b	227	(traded to Miami)		

#### Draft Notes

- 5a – Pick acquired in trade with Miami for 5b and 7b
- 7a – Pick acquired in trade with Minnesota for a sixth-round choice in 2013



## ALL-TIME DRAFT SELECTIONS

## 2011

Rd.	Pick	Player	Pos.	College
1	8	Jake Locker	QB	Washington
2	39	Akeem Ayers	LB	UCLA
3	77	Jurrell Casey	DT	Southern California
4a	109	Colin McCarthy	LB	Miami (Fla.)
4b	130	Jamie Harper	RB	Clemson
5	142	Karl Klug	DL	Iowa
6	175	Byron Stingily	T	Louisville
7a	212	Zach Clayton	DT	Auburn
7b	251	Tommie Campbell	DB	California (Pa.)

## Draft Notes

- 4b, 7b – Awarded as compensatory selections

## 2010

Rd.	Pick	Player	Pos.	College
1	16	Derrick Morgan	DE	Georgia Tech
2	47	(traded to New England)		
3a	77	Damian Williams	WR	Southern California
3b	97	Rennie Curran	LB	Georgia
4a	104	Alterraun Verner	CB	UCLA
4b	111	(traded to Seattle)		
5	148	Robert Johnson	S	Utah
6a	176	Rusty Smith	QB	Florida Atlantic
6b	185	(traded to Seattle)		
6c	207	Myron Rolle	S	Florida State
7a	222	Marc Mariani	WR	Montana
7b	241	David Howard	DT	Brown

## Draft Notes

- 3b, 6c, 7b – Awarded as compensatory selections
- 2 – Traded to New England in 2009 (see 2009 3a)
- 4a, 6a – Picks acquired in trade with Seattle for RB LenDale White, DT Kevin Vickerson, 4b and 6b

## 2009

Rd.	Pick	Player	Pos.	College
1	30	Kenny Britt	WR	Rutgers
2	62	Sen'Derrick Marks	DT	Auburn
3a	89	Jared Cook	TE	South Carolina
3b	94	Ryan Mouton	CB	Hawaii
4a	130	Gerald McRath	LB	Southern Mississippi
4b	135	Troy Kropog	T/G	Tulane
5a	166	(Traded to Dallas)		
5b	173	Javon Ringer	RB	Michigan State
6a	203	Jason McCourty	CB	Rutgers
6b	206	Dominique Edison	WR	Stephen F. Austin
7a	239	Ryan Durand	G	Syracuse
7b	242	Nick Schommer	S	North Dakota State

## Draft Notes

- 4b, 5b, 6b, 7b – Awarded as compensatory selections
- 3a – Pick acquired in trade with New England for second round pick in 2010
- 5a – Pick traded to Dallas (see 2008 4c)

## 2008

Rd.	Pick	Player	Pos.	College
1	24	Chris Johnson	RB	East Carolina
2	54	Jason Jones	DL	Eastern Michigan
3	85	Craig Stevens	TE	California
4a	103	William Hayes	DE	Winston-Salem State
4b	124	(Traded to Washington)		
4c	126	Lavelle Hawkins	WR	California
4d	134	Stanford Keglar	LB	Purdue
5	157	(Traded to Washington)		
6	189	(Traded to Seattle)		
7	229	Cary Williams	CB	Washburn

## Draft Notes

- 4d – Awarded as compensatory selection
- 4a – Pick acquired in trade with Washington for fourth round pick (#124 overall) and fifth round pick (#157 overall).
- 4b – Traded to Washington (see 4a)
- 4c – Pick acquired in trade with Dallas for Pacman Jones
- 5 – Pick traded to Washington (see 4a)
- 6 – Pick traded to Seattle for Bryce Fisher

## 2007

Rd.	Pick	Player	Pos.	College
1	19	Michael Griffin	S	Texas
2	50	Chris Henry	RB	Arizona
3	80	Paul Williams	WR	Fresno State
4a	115	Leroy Harris	G/C	N.C. State
4b	128	Chris Davis	WR	Florida State
5	152	Antonio Johnson	DT	Mississippi State
6a	188	Joel Filani	WR	Texas Tech
6b	204	Jacob Ford	DE	Central Arkansas
6c	206	Ryan Smith	CB	Florida
7	223	Mike Otto	T	Purdue

## Draft Notes

- 4b – Pick acquired in trade with Baltimore for Steve McNair in 2006.
- 6b – Pick acquired in trade with San Diego for Billy Volek in 2006.
- 6c – Pick acquired in trade with Indianapolis for seventh round pick (#238 overall) in 2006. That selection was originally obtained from Indianapolis for Rocky Calmus.

## 2006

Rd.	Pick	Player	Pos.	College
1	3	Vince Young	QB	Texas
2a	39	(Traded to Philadelphia)		
2b	45	LenDale White	RB	Southern California
3	70	(Traded to Buffalo)		
4a	102	Calvin Lowry	S	Penn State
4b	116	Stephen Tulloch	LB	N.C. State
5a	137	Terna Nande	LB	Miami (Ohio)
5b	169	Jesse Mahelona	DT	Tennessee
6	172	Jonathan Orr	WR	Wisconsin
7a	215	Cortland Finnegan	CB	Samford
7b	238	(Traded to Indianapolis)		
7c	245	Spencer Toone	LB	Utah
7d	246	Quinton Ganther	RB	Utah

## Draft Notes

- 5b, 7c and 7d – awarded as compensatory selections
- 2a – Pick traded to Philadelphia (see 2b)
- 2b – Pick acquired from Philadelphia along with 2006 fourth round pick (116 overall) for the Titans second round pick (39 overall)
- 3 – Pick traded to Buffalo for RB Travis Henry in 2005
- 7b – Pick acquired from Indianapolis for LB Rocky Calmus in 2005 and traded back to Indianapolis for sixth round selection in 2007

## 2005

Rd.	Pick	Player	Pos.	College
1	6	Adam Jones	CB	West Virginia
2a	37	(Traded to Detroit)		
2b	41	Michael Roos	T	Eastern Washington
3a	68	Courtney Roby	WR	Indiana
3b	96	Brandon Jones	WR	Oklahoma
4a	108	Vincent Fuller	S	Virginia Tech
4b	113	David Stewart	T	Mississippi State
4c	136	Roydell Williams	WR	Tulane
5a	142	Damien Nash	RB	Missouri
5b	150	Daniel Loper	T	Texas Tech
6	179	Bo Scaife	TE	Texas
7	218	Reynaldo Hill	CB	Florida

## Draft Notes

- 3b and 4c – awarded as compensatory selections
- 2a – Pick traded to Detroit (see 2b)
- 2b – Pick acquired from Detroit along with 2005 fourth round pick (113 overall)

## ALL-TIME DRAFT SELECTIONS

overall) for the Titans second round pick (37 overall)

- 4b – Pick acquired from Detroit (see 2b)
- 5b – Pick acquired from Kansas City for DE Carlos Hall

## 2004

Rd.	Pick	Player	Pos.	College
1	27	(Traded to Houston)		
2a	40	Ben Troupe	TE	Florida
2b	42	Travis LaBoy	DE	Hawaii
2c	57	Antwan Odom	DE	Alabama
3a	71	Randy Starks	DT	Maryland
3b	92	Rich Gardner	CB	Penn State
4a	103	Bo Schobel	DE	TCU
4b	124	Michael Waddell	CB	North Carolina
5a	138	Jacob Bell	G	Miami (Ohio)
5b	159	(Traded to Houston)		
5c	165	Robert Reynolds	LB	Ohio State
6	191	Troy Fleming	RB	Tennessee
7a	230	Jared Clauss	DT	Iowa
7b	239	Eugene Amano	C	S.E. Missouri State
7c	241	Sean McHugh	TE	Penn State

## Draft Notes

- 5c, 7b, 7c – awarded as compensatory selections
- 1 – Pick traded to Houston (see 2a)
- 2a – Pick acquired from Houston along with 2004 third round pick (71 overall), fourth round pick (103 overall) and fifth round pick (138 overall) for the Titans 2004 first round pick (27 overall) and fifth round pick (159 overall)
- 2b – Pick acquired from New York Jets for WR Justin McCariens
- 3a – Pick acquired in Houston trade (see 2a)
- 4a – Pick acquired in Houston trade (see 2a)
- 5a – Pick acquired in Houston trade (see 2a)
- 5b – Pick traded to Houston (see 2a)

## 2003

Rd.	Pick	Player	Pos.	College
1	28	Andre Woolfolk	CB	Oklahoma
2	60	Tyrone Calico	WR	Middle Tennessee State
3	93	Chris Brown	RB	Colorado
4	126	Rien Long	DT	Washington State
5a	154	Donnie Nickey	S	Ohio State
5b	164	(Traded to New England)		
6	201	(Traded to New England)		
7a	225	Todd Williams	T	Florida State
7b	243	(Traded to New England)		

## Draft Notes

- 5a – Pick acquired from New England along with 2003 seventh round pick (225 overall) for the Titans 2003 fifth round pick (164 overall), sixth round pick (201 overall) and seventh round pick (243 overall)
- 5b – Pick traded to New England (see 5a)
- 6 – Pick traded to New England (see 5a)
- 7a – Pick acquired in New England trade (see 5a)
- 7b – Pick traded to New England (see 5a)

## 2002

Rd.	Pick	Player	Pos.	College
1a	14	(Traded to N.Y. Giants)		
1b	15	Albert Haynesworth	DT	Tennessee
2	45	Tank Williams	S	Stanford
3	77	Rocky Calmus	LB	Oklahoma
4a	110	Mike Echols	CB	Wisconsin
4b	115	Tony Beckham	CB	Wisconsin-Stout
4c	133	Rocky Boiman	LB	Notre Dame
5	151	Jake Schifino	WR	Akron
6	187	Justin Hartwig	G	Kansas
7a	225	Darrell Hill	WR	Northern Illinois
7b	240	Carlos Hall	DE	Arkansas

## Draft Notes

- 4c – awarded as compensatory selection

- 1a – Pick traded to N.Y. Giants (see 1b)

- 1b – Pick acquired from the New York Giants along with 2002 fourth round pick (115 overall) for the Titans 2002 first round pick (14 overall)
- 4b – Pick acquired in Giants trade (see 1b)
- 7b – Pick acquired from Green Bay for DT Rod Walker

## 2001

Rd.	Pick	Player	Pos.	College
1	29	(Traded to St. Louis)		
2	60	Andre Dyson	CB	Utah
3	90	Shad Meier	TE	Kansas State
4	124	Justin McCareins	WR	Northern Illinois
5	159	Eddie Berlin	WR	Northern Iowa
6a	192	Dan Alexander	RB	Nebraska
6b	199	Adam Haayer	T	Minnesota
7a	229	(Traded to Oakland)		
7b	232	Keith Adams	LB	Clemson

## Draft Notes

- 6b, 7b – awarded as compensatory selections
- 1 – Pick traded to St. Louis for DE Kevin Carter
- 7a – Pick traded to Oakland for C Gennaro DiNapoli

## 2000

Rd.	Pick	Player	Pos.	College
1	30	Keith Bulluck	LB	Syracuse
3a	68	Erron Kinney	TE	Florida
3b	93	Byron Frisch	DE	Brigham Young
4a	124	Bobby Myers	S	Wisconsin
4b	128	Peter Sirmon	LB	Oregon
5a	135	Aric Morris	S	Michigan State
5b	160	Frank Chamberlin	LB	Boston College
6	197	Robaire Smith	DE	Michigan State
7a	213	Mike Green	RB	Houston
7b	237	Wes Shivers	T	Mississippi State

## Draft Notes

- 4b – awarded as compensatory selection
- 7a – Pick acquired from Chicago for LB Lemanski Hall

## 1999

Rd.	Pick	Player	Pos.	College
1	16	Jevon Kearse	DE	Florida
2a	46	(Traded to New England)		
2b	52	John Thornton	DT	West Virginia
3	81	Zach Piller	G	Florida
4a	114	Brad Ware	S	Auburn
4b	117	Donald Mitchell	CB	Southern Methodist
5	151	Kevin Daft	QB	California-Davis
6	186	Darran Hall	WR	Colorado State
7	222	Phil Glover	LB	Utah

## Draft Notes

- 2a – Pick traded to New England (see 2b)
- 2b – Pick acquired from New England along with 1999 fourth round pick (117 overall) for Titans 1999 second round pick (46 overall)
- 4b – Pick acquired in New England trade (see 2b)

## 1998

Rd.	Pick	Player	Pos.	College
1	16	Kevin Dyson	WR	Utah
2	46	Samari Rolle	CB	Florida State
3	77	Dainon Sidney	CB	Alabama-Birmingham
4	107	Joe Salave'a	DT	Arizona
5	139	Benji Olson	G	Washington
6	168	Lee Wiggins	DB	South Carolina
7a	205	Jimmy Sprotte	LB	Arizona
7b	229	Kevin Long	C	Florida State

## Draft Notes

- 7b – awarded as a compensatory selection



## RECENT FREE AGENCY HISTORY

### 2000

#### Players Signed (2)

LB Randall Godfrey (Dallas)  
T Fred Miller (St. Louis)

#### Players Lost (5)

LB Joe Bowden (Dallas)  
LB Doug Colman (Oakland)  
S Anthony Dorsett (Oakland)  
TE Jackie Harris (Dallas)  
T Jon Runyan (Philadelphia)

### 2001

#### Players Signed (2)

K Joe Nedney (Carolina)  
CB DeRon Jenkins (San Diego)

#### Players Lost (2)

DE Kenny Holmes (N.Y. Giants)  
CB Denard Walker (Denver)

### 2002

#### Players Signed (4)

S Lance Schulters (San Francisco)  
FB Greg Comella (N.Y. Giants)  
C Jeff Smith (Jacksonville)  
RB Robert Holcombe (St. Louis)

#### Players Lost (4)

DT Jason Fisk (San Diego)  
DT Josh Evans (N.Y. Jets)  
LB Greg Favors (Indianapolis)  
C Kevin Long (Jacksonville)

### 2003

#### Players Signed (0)

#### Players Lost (5)

WR Kevin Dyson (Carolina)  
DT John Thornton (Cincinnati)  
CB Dainon Sidney (Buffalo)  
CB Donald Mitchell (Dallas)  
S Rich Coady (Indianapolis)

### 2004

#### Players Signed (0)

#### Players Lost (2)

DE Jevon Kearse (Philadelphia)  
DT Robaire Smith (Houston)

### 2005

#### Players Signed (1)

DE Kyle Vanden Bosch (Arizona)

#### Players Lost (4)

RB Antowain Smith (New Orleans)  
WR Eddie Berlin (Chicago)  
CB Andre Dyson (Seattle)  
TE Shad Meier (New Orleans)

### 2006

#### Players Signed (4)

WR David Givens (New England)  
S Chris Hope (Pittsburgh)  
C Kevin Mawae (N.Y. Jets)  
LB David Thornton (Indianapolis)

#### Players Lost (4)

LB Rocky Boiman (Dallas)  
C Justin Hartwig (Carolina)

LB Brad Kassell (N.Y. Jets)  
S Tank Williams (Minnesota)

### 2007

#### Players Signed (6)

LB Ryan Fowler (RFA-Dallas)  
WR Justin Gage (Chicago)  
CB Nick Harper (Indianapolis)  
CB Kelly Herndon (Seattle)  
QB Tim Rattay (Tampa Bay)  
S Bryan Scott (New Orleans)

#### Players Lost (3)

WR Drew Bennett (St. Louis)  
DT Robaire Smith (Cleveland)  
WR Bobby Wade (Minnesota)

### 2008

#### Players Signed (7)

TE Dwayne Blakley (Atlanta)  
CB Chris Carr (RFA-Oakland)  
TE Alge Crumpler (Atlanta)  
DE Jevon Kearse (Philadelphia)  
WR Justin McCareins (N.Y. Jets)  
OT Jake Scott (Indianapolis)  
LB Josh Stamer (Buffalo)

#### Players Lost (8)

G Jacob Bell (St. Louis)  
RB Chris Brown (Houston)  
LB Gilbert Gardner (Detroit)  
TE Ben Hartsock (Atlanta)  
DE Travis LaBoy (Arizona)  
DE Antwan Odom (Cincinnati)  
DT Randy Starks (Miami)  
TE Ben Troupe (Tampa Bay)

### 2009

#### Players Signed (5)

CB DeMarcus Faggins (Houston)  
DT Jovan Haye (Tampa Bay)  
WR Mark Jones (Carolina)  
QB Patrick Ramsey (Denver)  
WR Nate Washington (Pittsburgh)

#### Players Lost (6)

CB Chris Carr (Baltimore)  
DT Albert Haynesworth (Washington)  
WR Brandon Jones (San Francisco)  
CB Eric King (Detroit)  
T Daniel Loper (Detroit)  
QB Chris Simms (Denver)

### 2010

#### Players Signed (6)

LB Will Witherspoon (Philadelphia)  
P/K Ricky Schmitt (San Francisco)  
DE Jason Babin (Philadelphia)  
CB Tye Hill (Atlanta)  
QB Chris Simms (Denver)  
TE Sean Ryan (Washington)

#### Players Lost (2)

DE Kyle Vanden Bosch (Detroit)  
TE Alge Crumpler (New England)

### 2011

#### Players Signed (11)

QB Matt Hasselbeck (Seattle)  
DT Shaun Smith (Kansas City)  
TE Daniel Graham (Denver)  
LB Barrett Ruud (Tampa Bay)

CB Frank Walker (Minnesota)  
S Jordan Babineaux (Seattle)  
T Pat McQuistan (Miami)  
S Anthony Smith (Green Bay)  
T Adam Terry (Jacksonville)  
RB Kestahn Moore (Washington)  
WR Kevin Curtis (Kansas City)

#### Players Lost (4)

DE Jason Babin (Philadelphia)  
QB Kerry Collins (Indianapolis)  
LB Stephen Tulloch (Detroit)  
TE Bo Scaife (Cincinnati)

### 2012

#### Players Signed (7)

G Steve Hutchinson (Minnesota)  
DE Kamerion Wimbley (Oakland)  
DE Leger Douzable (Jacksonville)  
LB Zac Diles (Indianapolis)  
G Kyle DeVan (Philadelphia)  
C Jon Cooper (Minnesota)  
S Aaron Francisco (Detroit)

#### Players Lost (6)

WR Donnie Avery (Indianapolis)  
CB Cortland Finnegan (St. Louis)  
S Chris Hope (Atlanta)  
DE William Hayes (St. Louis)  
DE Jason Jones (Seattle)  
LB Barrett Ruud (Seattle)

### 2013

#### Players Signed (14)

S George Wilson (Buffalo)  
LB Moise Fokou (Indianapolis)  
RB Shonn Greene (N.Y. Jets)  
DT Sammie Hill (Detroit)  
G Andy Levitre (Buffalo)  
TE Delanie Walker (San Francisco)  
G/C Rob Turner (St. Louis)  
QB Ryan Fitzpatrick (Buffalo)  
S Bernard Pollard (Baltimore)  
DE Ropati Pitoitua (Kansas City)  
WR Kevin Walter (Houston)  
C/G Chris Spencer (Chicago)  
RB Jalen Parmele (Jacksonville)  
DT Antonio Johnson (Indianapolis)

#### Players Lost (5)

TE Jared Cook (St. Louis)  
LB Zac Diles (Kansas City)  
G Leroy Harris (Detroit)  
DT Sen'Derrick Marks (Jacksonville)  
DE Jarius Wynn (San Diego)

### 2014

#### Players Signed (8)

RB Dexter McCluster (Kansas City)  
DL Al Woods (Pittsburgh)  
QB Charlie Whitehurst (San Diego)  
LB Wesley Woodyard (Denver)  
T Michael Oher (Baltimore)  
LB Shaun Phillips (Denver)  
G/C Eric Olsen (Pittsburgh)  
WR Brian Robiskie (Atlanta)

#### Players Lost (4)

CB Alterraun Verner (Tampa Bay)  
WR Damian Williams (Miami)  
WR Kenny Britt (St. Louis)  
QB Rusty Smith (N.Y. Giants)

## ALL-TIME HEAD COACHES SUMMARY

COACH	YEARS	WON	LOST	TIED	PCT.	PTS.	ALLOWED
Lou Rymkus*	1960-61	12	7	1	.625	546	414
Wally Lemm	1961, 1966-70	38	40	4	.487	1,785	1,702
Frank "Pop" Ivy	1962-63	17	12	0	.586	706	662
Sammy Baugh	1964	4	10	0	.285	310	355
Hugh "Bones" Taylor	1965	4	10	0	.285	298	429
Ed Hughes	1971	4	9	1	.321	251	330
Bill Peterson**	1972-73	1	18	0	.052	241	553
Sid Gillman	1973-74	8	15	0	.347	358	556
O.A. "Bum" Phillips	1975-80	59	38	0	.608	1,857	1,741
Ed Biles***	1981-83	8	23	0	.258	526	774
Chuck Studley	1983	2	8	0	.200	179	286
Hugh Campbell****	1984-85	8	22	0	.266	487	787
Jerry Glanville	1985-89	35	35	0	.500	1,535	1,637
Jack Pardee#	1990-94	44	35	0	.556	1,771	1,418
Jeff Fisher##	1994-2010	147	126	0	.538	5,872	5,719
Mike Munchak	2011-13	22	26	0	.458	1,017	1,069
Ken Whisenhunt	2014	2	14	0	.125	254	438
<b>TOTALS</b>	<b>1960-2014</b>	<b>415</b>	<b>448</b>	<b>6</b>	<b>.481</b>	<b>17,993</b>	<b>18,870</b>

(includes postseason)

\* Released after five games in 1961

\*\*\* Resigned after six games in 1983

# Released after 10 games in 1994

\*\* Released after five games in 1973

\*\*\*\* Released after 14 games in 1985

## Took over after 10 games in 1994

## ALL-TIME STARTING QUARTERBACK SUMMARY (REGULAR SEASON)

Quarterback	Seasons	Wins	Losses	Ties	Pct.	Quarterback	Seasons	Wins	Losses	Ties	Pct.
George Blanda	1960-66	44	38	0	.537	Warren Moon	1984-93	70	69	0	.504
Jacky Lee	1960-67	4	5	1	.450	Brent Pease	1987-88	2	1	0	.667
Don Trull	1964-69	4	9	2	.333	Cody Carlson	1987-94	11	8	0	.579
Buddy Humphrey	1966	0	1	0	.000	Billy Joe Tolliver	1994	0	7	0	.000
Pete Beathard	1967-69	15	11	0	.577	Bucky Richardson	1992-94	1	3	0	.250
Bob Davis	1967-69	3	2	1	.583	Chris Chandler	1995-96	11	14	0	.440
Charley Johnson	1970-71	3	11	0	.214	Steve McNair	1995-05	76	55	0	.580
Jerry Rhome	1970	0	3	0	.000	Neil O'Donnell	1999-03	6	2	0	.750
John Hadl	1970	0	0	1	.500	Billy Volek	2000-06	3	7	0	.300
Dan Pastorini	1971-79	53	55	0	.491	Matt Mauck	2005	0	1	0	.000
Lynn Dickey	1971-74	2	7	1	.250	Vince Young	2006-10	30	17	0	.638
Kent Nix	1972	0	1	0	.000	Kerry Collins	2006-10	15	17	0	.469
John Hadl	1976-77	1	5	0	.167	Rusty Smith	2010-11	0	1	0	.000
Gifford Nielsen	1978-83	3	11	0	.214	Matt Hasselbeck	2011-12	11	10	0	.524
Ken Stabler	1980-81	16	12	0	.571	Jake Locker	2011-14	9	14	0	.391
John Reaves	1981	1	1	0	.500	Ryan Fitzpatrick	2013	3	6	0	.333
Archie Manning	1982-83	0	8	0	.000	Charlie Whitehurst	2014	1	4	0	.200
Oliver Luck	1982-86	3	6	0	.333	Zach Mettenberger	2014	0	6	0	.000

## TEAM CAPTAINS SINCE 2007

**2007** Vince Young, QB (offense)  
 Kevin Mawae, C (offense)  
 Keith Bulluck, LB (defense)  
 Kyle Vanden Bosch, DE (defense)  
 Craig Hentrich, P (special teams)

**2008** Vince Young, QB (offense)  
 Kevin Mawae, C (offense)  
 Keith Bulluck, LB (defense)  
 Kyle Vanden Bosch, DE (defense)  
 Craig Hentrich, P (special teams)

**2009** Kerry Collins, QB (offense)  
 Kyle Vanden Bosch, DE (defense)  
 Craig Hentrich, P (special teams)  
 Donnie Nickey, S (special teams)

**2010** Vince Young, QB (offense)  
 Ahmard Hall, FB (offense)  
 Stephen Tulloch, LB (defense)  
 Donnie Nickey, S (special teams)

**2011** Matt Hasselbeck, QB (offense)  
 Cortland Finnegan, CB (defense)  
 Tim Shaw, LB (special teams)

**2012** Jake Locker, QB (offense)  
 Steve Hutchinson, G (offense)  
 Jason McCourty, CB (defense)  
 Colin McCarthy, LB (defense)  
 Tim Shaw, LB (special teams)

**2013** Jake Locker, QB (offense)  
 Michael Roos, T (offense)  
 Nate Washington, WR (offense)  
 Jason McCourty, CB (defense)  
 Bernard Pollard, S (defense)  
 Patrick Bailey, LB (special teams)

**2014** Jake Locker, QB (offense)  
 Nate Washington, WR (offense)  
 Jurrell Casey, DT (defense)  
 Wesley Woodyard, LB (defense)  
 George Wilson, S (special teams)

## ALL-TIME PRO BOWL SELECTIONS

(Number of individual Pro Bowls selected in parenthesis)

## AFL ALL-STARs

- 1961** Tony Banfield, CB (1)  
George Blanda, QB (1)  
Billy Cannon, HB (1)  
Don Floyd, DE (1)  
Charlie Hennigan, E (1)  
Ed Husmann, DT (1)  
Al Jamison, T (1)  
Mark Johnston, S (1)  
Bob McLeod, E (1)  
Dennit Morris, LB (1)  
Bob Schmidt, C (1)  
Charley Tolar, FB (1)
- 1962** Tony Banfield, CB (2)  
George Blanda, QB (2)  
Willard Dewveall, E (1)  
Don Floyd, DE (2)  
Fred Glick, S (1)  
Charlie Hennigan, E (2)  
Ed Husmann, DT (2)  
Al Jamison, T (2)  
Rich Michael, T (1)  
Jim Norton, S (1)  
Bob Schmidt, C (2)  
Bob Talamini, G (1)  
Charley Tolar, FB (2)
- 1963** Tony Banfield, CB (3)  
George Blanda, QB (3)  
Fred Glick, S (2)  
Charlie Hennigan, E (3)  
Ed Husmann, DT (3)  
Rich Michael, T (2)  
Jim Norton, S (2)  
Bob Schmidt, C (3)  
Bob Talamini, G (2)
- 1964** Sid Blanks, RB (1)  
Don Floyd, DE (3)  
Fred Glick, S (3)  
Charlie Hennigan, E (4)  
Pete Jaquess, CB (1)  
Bob Talamini, G (3)
- 1965** Ode Burrell, RB (2)  
Willie Frazier, TE (1)  
Charlie Hennigan, E (5)  
Bob Talamini, G (4)
- 1966** Charles Frazier, E (1)  
W.K. Hicks, CB (1)  
Bob Talamini, G (5)
- 1967** Woody Campbell, RB (1)  
Miller Farr, CB (1)  
Hoyle Granger, RB (1)  
Pat Holmes, DE (1)  
Jim Norton, S (3)  
Walter Suggs, T (1)

- Bob Talamini, G (6)  
George Webster, LB (1)
- 1968** Sonny Bishop, G (1)  
Garland Boyette, MLB (1)  
Miller Farr, CB (2)  
Hoyle Granger, RB (2)  
Glen Ray Hines, T (1)  
Pat Holmes, DE (2)  
Bobby Maples, C (1)  
Alvin Reed, TE (1)  
Walter Suggs, T (2)  
George Webster, LB (2)
- 1969** Jim Beirne, WR (1)  
Elvin Bethea, DE (1)  
Garland Boyette, MLB (2)  
Miller Farr, CB (3)  
Glen Ray Hines, T (2)  
Ken Houston, S (2)  
Jerry LeVias, WR (1)  
Zeke Moore, CB (1)  
Alvin Reed, TE (2)  
George Webster, LB (3)

## AFC PRO BOWL

- 1970** Ken Houston, S (3)  
Zeke Moore, CB (2)
- 1971** Elvin Bethea, DE (2)  
Ken Houston, S (4)
- 1972** Elvin Bethea, DE (3)  
Ken Houston, S (5)
- 1973** Elvin Bethea, DE (4)
- 1974** Elvin Bethea, DE (5)
- 1975** Elvin Bethea, DE (6)  
Ken Burrough, WR (1)  
Curley Culp, DT (1)  
Billy Johnson, S (1)  
Dan Pastorini, QB (1)
- 1976** Robert Brazile, OLB (1)  
Curley Culp, DT (2)
- 1977** Robert Brazile, OLB (2)  
Ken Burrough, WR (2)  
Curley Culp, DT (3)  
Billy Johnson, KR (2)
- 1978** Elvin Bethea, DE (7)  
Robert Brazile, OLB (3)  
Earl Campbell, RB (1)  
Curley Culp, DT (4)
- 1979** Elvin Bethea, DE (8)  
Robert Brazile, OLB (4)  
Earl Campbell, RB (2)  
Toni Fritsch, K (1)  
Leon Gray, T (1)  
Mike Reinfeldt, S (1)
- 1980** Robert Brazile, OLB (5)  
Dave Casper, TE (1)  
Earl Campbell, RB (3)  
Greg Sternick, CB (1)
- 1981** Robert Brazile, OLB (6)  
Earl Campbell, RB (4)  
Leon Gray, T (2)  
Carl Roaches, KR (1)
- 1982** Robert Brazile, OLB (7)
- 1983** Earl Campbell, RB (5)
- 1984** Mike Munchak, G (1)
- 1985** Mike Munchak, G (2)
- 1987** Keith Bostic, S (1)  
Mike Munchak, G (3)  
Mike Rozier, RB (1)
- 1988** Keith Bostic, S (2)  
Ray Childress, DE (1)  
John Grimsley, ILB (1)  
Drew Hill, WR (1)  
Bruce Matthews, G (1)  
Warren Moon, QB (1)  
Mike Munchak, G (4)  
Mike Rozier, RB (2)
- 1989** Bruce Matthews, G (2)  
Warren Moon, QB (2)  
Mike Munchak, G (5)
- 1990** Ray Childress, DT (2)  
Ernest Givins, WR (1)  
Drew Hill, WR (2)  
Bruce Matthews, G (3)  
Warren Moon, QB (3)  
Mike Munchak, G (6)
- 1991** Ray Childress, DT (3)  
Cris Dishman, CB (1)  
William Fuller, DE (1)  
Haywood Jeffires, WR (1)  
Bruce Matthews, C (4)  
Warren Moon, QB (4)  
Mike Munchak, G (7)  
Al Smith, MLB (1)
- 1992** Ray Childress, DT (4)  
Curtis Duncan, WR (1)  
Ernest Givins, WR (2)  
Haywood Jeffires, WR (2)  
Bruce Matthews, C (5)  
Warren Moon, QB (5)  
Mike Munchak, G (8)  
Al Smith, MLB (2)  
Lorenzo White, RB (1)
- 1993** Ray Childress, DT (5)  
Haywood Jeffires, WR (3)  
Sean Jones, DE (1)  
Bruce Matthews, C (6)  
Greg Montgomery, P (1)  
Warren Moon, QB (6)  
Mike Munchak, G (9)  
Webster Slaughter, WR (2,1)
- 1994** Bruce Matthews, C (7)
- 1995** Blaine Bishop, S (1)  
Darryll Lewis, CB (1)  
Bruce Matthews, C (8)

- Mark Stepnoski, C (4, 1)
- 1996** Blaine Bishop, S (2)  
Bruce Matthews, G (9)  
John Henry Mills, ST (1)  
Mark Stepnoski, C (5, 2)
- 1997** Blaine Bishop, S (3)  
Eddie George, RB (1)  
Bruce Matthews, G (10)
- 1998** Eddie George, RB (2)  
Craig Hentrich, P (1)  
Bruce Matthews, G (11)  
Frank Wycheck, TE (1)
- 1999** Eddie George, RB (3)  
Jevon Kearse, DE (1)  
Frank Wycheck, TE (2)  
Bruce Matthews, G (12)
- 2000** Blaine Bishop, S (4)  
Eddie George, RB (4)  
Brad Hopkins, T (1)  
Jevon Kearse, DE (2)  
Derrick Mason, KR (1)  
Bruce Matthews, G (13)  
Steve McNair, QB (1)  
Samari Rolle, CB (1)  
Frank Wycheck, TE (3)
- 2001** Bruce Matthews, G (14)  
Jevon Kearse, DE (3)
- 2002** Kevin Carter, DE (2, 1)
- 2003** Steve McNair, QB (2)  
Keith Bulluck, LB (1)  
Brad Hopkins, OT (2)  
Craig Hentrich, P (2)  
Derrick Mason, WR (2)
- 2005** Steve McNair, QB (3)  
Kyle Vanden Bosch, DE (1)
- 2006** Vince Young, QB (1)
- 2007** Rob Bironas, K (1)  
Albert Haynesworth, DT (1)  
Kyle Vanden Bosch, DE (2)
- 2008** Cortland Finnegan, CB (1)  
Albert Haynesworth, DT (2)  
Kevin Mawae, C (7, 1)  
Chris Hope, S (1)  
Chris Johnson, RB (1)  
Michael Roos, OT (1)  
Kerry Collins, QB (2, 1)  
Michael Griffin, S (1)
- 2009** Chris Johnson, RB (2)  
Kevin Mawae, C (8, 2)  
Kyle Vanden Bosch, DE (3)  
Vince Young, QB (2)
- 2010** Jason Babin, DE (1)  
Michael Griffin, S (2)  
Chris Johnson, RB (3)  
Marc Mariani, KR/PR (1)
- 2013** Alterraun Verner, CB (1)

## FRANCHISE PRO FOOTBALL HALL OF FAMERS

### GEORGE BLANDA

QUARTERBACK/KICKER • 6'2" • 215 lbs • COLLEGE: KENTUCKY  
NFL SEASONS: 26 • YEARS WITH OILERS: 7 (1960-66)  
HOMETOWN: YOUNGWOOD, PA. • BORN: SEPT. 27, 1927  
GAMES PLAYED: 340 • HALL OF FAME INDUCTION: 1981

George Blanda, who came out of retirement with the emergence of the American Football League in 1960, was the offensive catalyst for the explosive Oiler squads of the early 1960s. He played quarterback and handled the placekicking chores in Columbia blue for seven of his NFL-record 26 seasons in the league. Blanda was the team's leading passer and scorer in each of those seven seasons and still owns franchise records for most extra points (299), most touchdown passes in a season (36) and most touchdown passes in a game (7). He is also third in points scored with 596. The 36 scoring tosses stood as an NFL record for an astounding 23 years. Blanda's NFL career records included most games (340), most points (2,002) and most extra points (943). He also passed for 236 touchdowns. Blanda captained the Oilers to two consecutive AFL titles in 1960 and 1961, earning AFL Player of the Year honors in 1961. Blanda's career was divided into three distinct parts, 10 years with the Chicago Bears, seven seasons with the Houston Oilers and nine years with the Oakland Raiders. In 1970, he became the oldest quarterback to play in a title game. He was just a month shy of his 49th birthday when he retired before the 1976 season. Blanda passed away at age 83 on Sept. 27, 2010.

### KEN HOUSTON

SAFETY • 6'3" • 197 lbs • COLLEGE: PRAIRIE VIEW A&M  
NFL SEASONS: 14 • YEARS WITH OILERS: 6 (1967-72)  
HOMETOWN: LUFKIN, TEXAS • BORN: NOV. 12, 1944  
GAMES PLAYED: 196 • HALL OF FAME INDUCTION: 1986

Considered one of the best safeties in football history, Ken Houston picked off 49 passes (898 yards), recovered 21 fumbles and scored 12 touchdowns over his 14-season NFL career, earning Pro Bowl honors 12 consecutive times (1968-69 AFL, 1970-79 NFL). Houston returned an NFL-record nine interceptions for a touchdown in his six seasons as an Oiler. Four of those scores came in 1971, tying an NFL record. He returned two in one game against San Diego in the 1971 season finale, which also ties an NFL mark. His other three touchdowns came on a punt return, a fumble return and a blocked field goal return. Houston also holds the Oilers record for most career interception return yards with 650. With a long, fluid stride, Houston had excellent speed and quickness. His 6-3, 197-pound frame made him an ideal pass defender. Yet his lean, muscular body helped him to become a punishing tackler. Originally a ninth-round draft choice out of Prairie View A&M, Houston earned a starter's role by the third game of his rookie season. Two weeks later in a game against the New York Jets, he scored two touchdowns, one on a 71-yard blocked field goal attempt, and the other on a 43-yard interception return. After excelling for six years with the Oilers, Ken was traded to the Redskins for five veteran players in 1973. The Redskins once referred to Houston as "pro football's most underrated superstar," but his capabilities were widely recognized. He won all-league acclaim with the Oilers in 1969 and 1971, and then was either All-Pro or All-NFC with the Redskins every year from 1973 to 1979. He was selected for either the AFL All-Star game or the AFC-NFC Pro Bowl 12 straight seasons from 1968 through 1979. He played in 183 consecutive games before suffering a broken arm against the New York Giants Nov. 25, 1979.

### EARL CAMPBELL

RUNNING BACK • 5'11" • 232 lbs • COLLEGE: TEXAS  
NFL SEASONS: 8 • YEARS WITH OILERS: 7 (1978-84)  
HOMETOWN: TYLER, TEXAS • BORN: MARCH 29, 1955  
GAMES PLAYED: 115 • HALL OF FAME INDUCTION: 1991

Earl Campbell, a 5-11, 232-pound ball-carrying dynamo from the University of Texas, joined the Houston Oilers as the first player taken in the 1978 National Football League Draft. The first player to earn All-Southwest Conference honors four years, Campbell was a consensus All-America

and the Heisman Trophy winner in 1977. Campbell took the NFL by storm from the outset. In 1978, he was named the NFL's Most Valuable Player, All-Pro, and Rookie of the Year. He won the league rushing championship with a club-record 1,450 yards and was named to the AFC Pro Bowl squad. It was more of the same the next two years with NFL rushing titles, MVP honors, and consensus All-Pro acclaim each season. He followed his rookie campaign with 1,697 yards in 1979, but his finest year came in 1980 when he rushed for 1,934 yards, which at the time was second only to O. J. Simpson's 2,003 yards gained in 1973. That year, Campbell gained over 200 yards in four games. In 1981, he won his fourth straight AFC rushing title with 1,376 yards. A sensational runner, Campbell was picked for the Pro Bowl five of his first six NFL seasons (1978-81, 1983). In his eight-year career, which finished in New Orleans, Campbell rushed 2,187 times for 9,407 yards, and 74 touchdowns, retiring as the NFL's seventh all-time leading rusher. He also gained 806 yards on 121 receptions to bring his career combined net yards total to 10,213. He set Oilers records for most career yards (8,574), most career attempts (1,979), most touchdown runs (73) and most consecutive games with a rushing touchdown (5). His most famous performance came in a Monday night game against Miami in his rookie season. That night, he rushed for 199 yards and four touchdowns to lead the Oilers to a spectacular 35-30 victory. In spite of the constant pounding he took from opposing defenders, Earl missed only six games out of 115 because of injuries. Midway into his seventh season, he was traded by the Oilers to the New Orleans Saints for a first-round draft pick. He played a season and a half with the Saints before retiring after the 1985 campaign. Campbell is one of just four people officially designated a Texas Legend by the Texas State Legislature. The others are Davy Crockett, Sam Houston and Stephen F. Austin. Campbell was the only designee of the 20th century.

### CHARLIE JOINER

WIDE RECEIVER • 5'11" • 188 lbs • COLLEGE: GRAMBLING  
NFL SEASONS: 18 • YEARS WITH OILERS: 4 (1969-72)  
HOMETOWN: MANY, LA. • BORN: OCT. 14, 1947  
GAMES PLAYED: 239 • HALL OF FAME INDUCTION: 1996

Charlie Joiner played 18 seasons in the NFL, including his first four with the Houston Oilers. One of the league's most prolific receivers, he amassed 750 career receptions for 12,146 yards and 65 touchdowns, ranking as the league's leading receiver of all-time when he retired at the age of 39 in 1986. His 18 seasons played were longer than any other wide receiver in history at the time of his retirement. The Oilers originally targeted Joiner for the defensive backfield when they picked the 5-11, 180-pounder from Grambling in the fourth round of the 1969 AFL-NFL Draft. Joiner played briefly on defense and the kickoff return team but soon became established as a premier pass catcher. Joiner caught 82 of his 750 career passes as an Oiler, totaling 1,480 yards and 12 touchdowns. He paced the squad with 681 yards and seven touchdown grabs in 1971. In his fourth season in 1972, Houston sent him to the Cincinnati Bengals in a four-player swap. Four years later in 1976, he was traded to San Diego. With the Chargers, Joiner blossomed into super-stardom. He and quarterback Dan Fouts formed a lethal pass-catch team that accounted for the preponderance of his 586 receptions as a Charger. During his 11 years in San Diego, Joiner caught 50 or more passes seven times and had 70 or more receptions three seasons. Injuries cut into his playing time at the beginning, but in a 193-game span over his final 13 seasons, Joiner missed only one game. He was an All-NFL pick in 1980 and a Pro Bowl choice three times. In the 1980 AFC title game, he led the Chargers with six receptions for 130 yards and two touchdowns. Blessed with excellent speed and tantalizing moves, Joiner averaged 16.2 yards per catch and accounted for 12,146 yards and 65 touchdowns. When he was inducted into the Pro Football Hall of Fame in 1996, Joiner ranked fifth in receptions and sixth in receiving yardage on the NFL's all-time list. Joiner was once described by San Francisco 49ers coaching great Bill Walsh as "the most intelligent, the smartest, the most calculating receiver the game has ever known."



## FRANCHISE PRO FOOTBALL HALL OF FAMERS

### MIKE MUNCHAK

GUARD • 6'3" • 281 lbs • COLLEGE: PENN STATE  
NFL SEASONS: 12 • YEARS WITH OILERS: 12 (1982-93)  
HOMETOWN: SCRANTON, PA. • BORN: MARCH 5, 1960  
GAMES PLAYED: 159 • HALL OF FAME INDUCTION: 2001

Mike Munchak was the eighth player overall and the first offensive lineman chosen in the 1982 National Football League draft. Selected by the Oilers, the former Penn State standout was an immediate success with the Houston club, earning the starting left guard spot in his first training camp. The 6-3, 281-pound lineman wasted little time establishing himself as one of the premier guards in the NFL. In 1984, in just his third year in the league, he was named to the first of seven All-AFC teams. That same year he received the first of nine Pro Bowl invitations. Not coincidentally, the Oilers' on-the-field successes increased as Munchak's development and experience increased. From their dismal 1-8 record in the strike-shortened 1982 season, the Oilers improved nearly every year that Munchak played. Along the way, the team advanced to the playoffs seven consecutive years (1987-1993) and captured the 1991 and 1993 AFC Central Divisional crowns. Munchak was a devastating blocker and considered the key to an offensive line that kept the Oilers at or near the top of the NFL's offensive statistical categories. In 1988 he led the Oilers' offensive line that gave up just 24 quarterback sacks which was third in the NFL. It was also the fewest sacks allowed by the team in 10 seasons. The following season the offensive line held opponents to no sacks in six games. In 1991, the Oilers offensive line finished second in the AFC and fourth in the NFL in the fewest quarterback sacks allowed. Behind the Munchak-led line, Houston led the NFL in total offense in 1990 and passing offense in 1990 and 1991. The Oilers finished second in points scored in 1990 and second in total offense in 1991. Equally effective as a run blocker, Munchak led the Oilers offensive charge in 1993 as the team finished fourth in the NFL in both average gain per rushing play (4.4) and average gain per offensive play (5.3). Although he suffered from chronic knee problems, Munchak played in 159 regular season games. His 12 seasons with the Oilers tied him for second longest in the franchise's history at the time of his retirement. He became the first player inducted into the Hall of Fame who played his entire career with the Oilers. Long-time teammate Bruce Matthews presented Munchak for induction.

### ELVIN BETHEA

DEFENSIVE END • 6'2" • 260 lbs • COLLEGE: NORTH CAROLINA A&T  
NFL SEASONS: 16 • YEARS WITH OILERS: 16 (1968-83)  
HOMETOWN: TRENTON, N.J. • BORN: MARCH 1, 1946  
GAMES PLAYED: 210 • HALL OF FAME INDUCTION: 2003

Defensive end Elvin Bethea, an eight-time Pro Bowl selection during his outstanding career with the Houston Oilers, was named to the five-man class of the 2003 Pro Football Hall of Fame that included running back Marcus Allen, guard Joe DeLamielleure, wide receiver James Lofton, and coach Hank Stram. A third-round draft pick in 1968 (77th player overall) Bethea played in 210 games over 16 seasons, never missing a game until breaking his arm on Nov. 13, 1977. He was considered a "steal" in a draft class that produced three future Hall of Fame players in Larry Csonka, Art Shell, and Ron Yary. When he retired, he held three team records relating to career service: most seasons (16), most career regular season games played (210), and most consecutive regular season games played (135). Having led the team in sacks in six seasons, Bethea's unofficial 105-career sack total still ranks first in franchise history, including his team-best 17 sacks in 1973. He recorded four sacks and a fumble recovery in his best single game performance against San Diego in 1976. He played in eight playoff games and posted 691 career tackles. Bethea also played in eight Pro Bowls (1970, 1972-1976, 1979, 1980) and earned All-Pro second-team honors in 1973, 1975, 1978, and 1979. More than just a pass rusher, Bethea was also effective against the run. Eventhough 1974 was the first year such statistics were compiled by the Oilers, his 691 career tackles, are still among the best in franchise history, even excluding the first six years of his career. "When people ask me who the best guy I ever played against was I always tell them Elvin Bethea and Lyle Alzado because both

of them were complete ballplayers," said Art Shell, Hall of Fame member of the Oakland Raiders. "Elvin was one of the quickest guys I've ever been around. We always had to double-team him. There were times when I was supposed to block him when he would get by me so quick. And then Gene Upshaw was supposed to pick him up and he also got by him so quick that we would get back to the huddle and Upshaw would say, 'Did you see that?' and I'd say, 'Yeah, I saw that. He just beat the heck out of me too!' Elvin was just a great player."

### WARREN MOON

QUARTERBACK • 6'3" • 212 lbs • COLLEGE: WASHINGTON  
NFL SEASONS: 17 • YEARS WITH OILERS: 10 (1984-93)  
HOMETOWN: LOS ANGELES, CALIF. • BORN: NOVEMBER 18, 1956  
GAMES PLAYED: 208 • HALL OF FAME INDUCTION: 2006

Warren Moon, the fourth leading passer in NFL history, was inducted into the 2006 class of the Pro Football Hall of Fame. Moon played 10 years (1984-93) with the Oilers/Titans organization and holds the franchise records for passing yards (33,685) and touchdowns (196), while leading the Oilers to seven consecutive playoff appearances from 1987-93. During a 17-year NFL career, Moon played for the Houston Oilers, Minnesota Vikings, Seattle Seahawks and Kansas City Chiefs and amassed 49,325 passing yards, 291 touchdowns and 102 wins. He earned nine Pro Bowl invitations (tied for the most by a quarterback with John Elway and Dan Marino), posted nine 3,000 yard seasons, 49 300-yard games and led his team to nine playoff appearances. His eight consecutive playoff berths matched a feat accomplished by Terry Bradshaw and Joe Montana. At the time of his retirement, he held the single-season passing yardage record for three different franchises: Oilers (4,367 in 1991), Vikings (4,364 in 1994) and Seahawks (3,678 in 1997). Moon tallied many accomplishments during his Oiler career. His finest season came in 1990, throwing for 4,689 yards (363 for 584) and 33 touchdowns in only 15 games. He earned AP NFL Offensive Player of the Year for his efforts and his third of nine Pro Bowl invitations. Against Kansas City in 1990, Moon threw for 527 yards, which ranks as the second highest single-game total in NFL history (Norm Van Brocklin, 554 yards in 1951). In 1991, he surpassed the previous season's yardage total with 4,690 yards and became just the third player (Marino, Fouts) in NFL history to produce consecutive 4,000 yard passing seasons. Moon joined the Oilers and the NFL in 1984, after six seasons in the Canadian Football League, where he led his team to five Grey Cups (League Champions). In the CFL, Moon threw for 21,228 yards and 144 touchdowns. Moon was driven to play in the CFL after drawing little interest from the NFL as a starting quarterback following his senior season at the University of Washington. Moon became the first African-American quarterback to be inducted into the Pro Football Hall of Fame and his legacy as a minority quarterback cannot be underestimated. At the time of his arrival in the NFL only two black quarterbacks had been significant starters for their NFL teams (Shack Harris, Rams; Doug Williams, Tampa Bay).

### BRUCE MATTHEWS

GUARD/TACKLE/CENTER • 6'5" • 305 lbs • COLLEGE: USC  
NFL SEASONS: 19 • YEARS WITH OILERS: 19 (1983-2001)  
HOMETOWN: ARCADIA, CALIF. • BORN: AUGUST 8, 1961  
GAMES PLAYED: 296 • HALL OF FAME INDUCTION: 2007

Arguably one of the best offensive linemen to ever play the game, Bruce Matthews became the first Tennessee Titan to be inducted into the Pro Football Hall of Fame. At the time of his retirement, Matthews played in more NFL games (296) than any non-kicker in the league's history. Longevity and durability were his hallmarks, but that coupled with his unparalleled play, earning a league record 14 consecutive Pro Bowl (9 at guard and 6 at center) selections (tied with Merlin Olsen) and seven times named AP All-Pro, made him one of the all-time greats. He rose to the challenges presented to him in starting at every position on the offensive line during his NFL career (87 C, 99 LG, 67 RG, 22 RT, 17 LT). He becomes the first Hall of Fame offensive lineman to play significant time at all five offensive line

## FRANCHISE PRO FOOTBALL HALL OF FAMERS

positions. A constant for the Oilers/Titans franchise, Matthews started in a team record 229 consecutive games (streak started at Indianapolis, Nov. 29, 1987) and never missed a game because of injury. His 19 seasons also are a team record and he ranks second in NFL history for years with one team behind Jackie Slater, who spent 20 seasons with the Rams. Matthews and G Randall McDaniel (Vikings) were the only two NFL players to play in every game during the decade of the 90's. Matthews was a part of nearly one-half of the franchise's first 42-years of history and helped the team win 146 games, make the playoffs nine times, earn the only three AFC Central titles in team history, earn an AFC Championship and the franchise's only Super Bowl appearance. He blocked for 15 quarterbacks and 27 running backs, including five different 1,000-yard rushers (Earl Campbell, Mike Rozier, Lorenzo White, Gary Brown and Eddie George). During his career, he played in offenses that produced nine 1,000-yard rushing seasons and eight 3,000-yard passers. Additionally, he played in 42 different stadiums during his NFL career. During his career, Matthews blocked on a line that helped produce 65 100-yard rushing performances and 48 300-yard passing performances. Originally drafted by the Houston Oilers in the first round (ninth overall) of the 1983 NFL Draft, Matthews earned All-America honors at the University of Southern California. Matthews and his brother, Clay, each played 19 NFL seasons and the duo set an NFL record for games played by a pair of brothers with 574 games. Clay Matthews played in 278 games during his NFL career. Matthews had his number 74 jersey retired by the team and was inducted into the organization's Hall of Fame during a December, 2002 ceremony. Matthews joined a 2007 Hall of Fame class that included Dallas Cowboys WR Michael Irvin, Buffalo Bills RB Thurman Thomas, Detroit Lions TE Charlie Sanders, Cleveland Browns G Gene Hickerson, and St. Louis CB Roger Wehrli.

### CURLEY CULP

DEFENSIVE TACKLE • 6'2" • 265 lbs • COLLEGE: ARIZONA STATE  
NFL SEASONS: 14 • YEARS WITH OILERS: 7 (1974-1980)  
HOMETOWN: YUMA, ARIZ. • BORN: MARCH 10, 1946  
GAMES PLAYED: 179 • HALL OF FAME INDUCTION: 2013

Curley Culp was voted into the Pro Football Hall of Fame in 2013. A six-

time Pro Bowl selection, Culp played in 179 games during his NFL career with the Kansas City Chiefs (1968-1974), Houston Oilers (1974-1980) and Detroit Lions (1980-81). He was considered the prototypical nose tackle and helped pioneer the 3-4 defense. Hailing from Arizona State, where he was an All-American in both football and wrestling, Culp was selected in the second round of the 1968 NFL Draft by the Denver Broncos, who intended to use him as an offensive guard. However, his brief stint in Denver ended when he was traded to the Chiefs, who inserted him permanently on the defensive side. In 1969, the Chiefs won Super Bowl IV, and Culp was an instrumental member of one of the league's top defenses. He helped the Chiefs defeat the Oakland Raiders in the AFL Championship Game and the Minnesota Vikings in the Super Bowl. In 1974, during his seventh campaign in Kansas City, Culp was traded to the Oilers along with a first-round draft pick (used to select Robert Brazile) in exchange for John Matuszak. The move paid almost immediate dividends for the Oilers, who previously suffered through 1-13 records in both 1972 and 1973. In 1975, Culp's first full season in Houston, he helped the Oilers to a record of 10-4, the first winning mark for the club in eight years. With Culp anchoring the defense, the Oilers finished with the AFC's top-ranked run defense (third in the NFL). Individually, Culp produced arguably the finest season of his career, recording 11.5 sacks and earning NFL Defensive Player honors by the Newspaper Enterprise Association. Culp continued as a leader of the Oilers defense that culminated in back-to-back appearances in the AFC championship games in 1978 and 1979. He was named to one AFL All-Star Game and five Pro Bowls during his career. Culp also was picked as a first-team All-Pro in 1975 and a second-team selection in 1971, 1977, 1978, and 1979. He was selected first- or second-team All-AFC five times. "Curley Culp was perhaps the strongest man I ever lined up against," said Raiders Hall of Fame center Jim Otto. Culp used his strong wrestling background to create havoc for opposing guards and centers. He was the 1968 NCAA heavyweight wrestling champion and was named to the U.S. Olympic wrestling team that year. Culp joined a 2013 Hall of Fame class that included offensive linemen Larry Allen and Jonathan Ogden, wide receiver Cris Carter, coach Bill Parcells, linebacker Dave Robinson and defensive lineman Warren Sapp.

## TITANS/OILERS HALL OF FAME

In recognition of the 40th season of the Houston Oilers/Tennessee Titans organization in 1999, the team's late owner K.S. "Bud" Adams, Jr. created an official team Hall of Fame, featuring players and staff from the past, while creating a special place for Titans stars of the future to be recognized. To date, 13 individuals have been named to the franchise's Hall of Fame:

NAME	POSITION	YEARS WITH FRANCHISE	INDUCTED
K.S. "Bud" Adams, Jr.	Team Owner/Founder	1959-2013	Sept. 7, 2008
Elvin Bethea	Defensive End	1968-83	Dec. 9, 1999
George Blanda	Quarterback/Kicker	1960-66	Dec. 9, 1999
Earl Campbell	Running Back	1978-84	Dec. 9, 1999
Eddie George	Running Back	1996-2003	Oct. 27, 2008
Mike Holovak	General Manager	1981-99	Dec. 9, 1999
Ken Houston	Safety	1967-72	Dec. 9, 1999
Bruce Matthews	Offensive Lineman	1983-2002	Dec. 8, 2002
Steve McNair	Quarterback	1995-2005	Oct. 27, 2008
Warren Moon	Quarterback	1984-93	Oct. 1, 2006
Mike Munchak	Guard	1982-93	Dec. 9, 1999
Jim Norton	Safety/Punter	1960-68	Dec. 9, 1999
Frank Wycheck	Tight End	1995-2003	Oct. 27, 2008

## RETIRED JERSEY NUMBERS

In the history of the Oilers/Titans franchise, only six players have had the distinction of having their jersey number retired — **Jim Norton** (No. 43), **Elvin Bethea** (No. 65), **Earl Campbell** (No. 34), **Mike Munchak** (No. 63), **Bruce Matthews** (No. 74), and **Warren Moon** (No. 1).



**Jim Norton** played nine seasons for the Oilers (1960-68) as a safety and as a punter, establishing team records at both positions. As a rookie from the University of Idaho, Norton was a member of the Oilers' 1960 AFL Championship team. A four-time league all-star, he holds the club record for most interceptions in a career with 45. Also an accomplished punter, Norton was tops in club history with 519 career punts for a 42.3-yard career average and a long kick of 79 yards (11/22/64 vs. Kansas City).




**Elvin Bethea** joined the Oilers in 1968 after an outstanding career at North Carolina A&T. He started at defensive end in the 1968 season opener and didn't miss a game until breaking his arm in November 1977. That streak of 135 consecutive games played stands third in team history. An eight-time Pro Bowler (1970, 1972-76, 1978-80), Bethea ranks second for most seasons played (16, 1968-83), while his 210 games played (1968-83) also stands second behind Bruce Matthews. Bethea led the team

in sacks six times, including a career-best mark of 17 in 1973. The Oilers honored him with an "Elvin Bethea Appreciation Night" on Aug. 4, 1983. He became the sixth player in franchise history to be inducted into the Pro Football Hall of Fame on Aug. 3, 2003.



**Earl Campbell**, the franchise's second leading rusher and a member of the Pro Football Hall of Fame, was honored by having his number retired at ceremonies on Aug. 13, 1987. He set a single-season club record with a league-leading 1,450 yards his rookie season. Campbell followed that performance with 1,697 yards in 1979 and an astounding 1,934 yards in 1980. Both those totals led the NFL and the latter was second only to O.J. Simpson's 2,003 yards in 1973. Campbell was selected to five Pro Bowls

(1978-81, 1983) and retired as the NFL's seventh all-time leading rusher (9,407). He ranks second in franchise history in career rushing yards (8,574) and attempts (1,979), first in touchdown runs (73) and first in most consecutive games with a rushing touchdown (5).



**Mike Munchak** joined the Oilers as a first-round draft pick in 1982 out of Penn State. He was the first offensive lineman selected in the draft and the eighth overall selection. Munchak won the starting left guard position as a rookie and went on to play in 12 campaigns (1982-93) and 159 games (156 starts) for the Oilers. He is tied for third on the team's all-time list for seasons played and ranks fifth in games played. Munchak became a fixture on an offensive line that helped the Oilers to seven consecutive playoff appearances (1987-93). One of the premier guards in the National Football League, Munchak was selected to NFL's "Team of the Decade" for the 1980s and was chosen in 1989 to Oilers' 30th Anniversary "Dream Team." He ranks second in club annals with nine Pro Bowl selections, seven as a starter. Munchak announced his retirement on July 21, 1994, and on the same day, K.S. "Bud" Adams, Jr., announced that jersey No. 63 would be retired on "Mike Munchak Appreciation Day" on Nov. 6, 1994.



**Bruce Matthews** played in more games (296) than any non-kicker in NFL history. Longevity and durability were his hallmark. And that, coupled with his unparalleled play, in which he tied a league record with 14 Pro Bowl selections (tied with Merlin Olsen) and earned All-Pro honors six times, made him one of the all-time greats. He rose to the challenges presented to him in playing every position on the offensive line during his NFL career (87 at center, 99 at left guard, 67 at right guard, 22 at right tackle,

and 17 at left tackle). His number was retired during a halftime ceremony in Nashville on Dec. 8, 2002.



**Warren Moon**, the fourth leading passer in NFL history, played 10 years (1984-93) with the organization and holds the franchise records for passing yards (33,685) and touchdowns (196), while leading the Oilers to seven consecutive playoff appearances from 1987-93. Moon's finest season came in 1990, throwing for 4,689 yards (363-for-584) and 33 touchdowns in only 15 games and becoming the third player in NFL history to produce consecutive 4,000-yard passing seasons. He earned AP NFL Offensive

Player of the Year for his efforts and his third Pro Bowl berth. His jersey was retired in a halftime ceremony in Nashville on Oct. 1, 2006.



## FRANCHISE REGULAR SEASON WIN-LOSS RECORD, 1960–2014

### VS. AFC TEAMS

Total: 316-343-5  
Home: 190-144-1  
Away: 126-199-4

### VS. AFC SOUTH TEAMS

Total: 36-42-0  
Home: 19-20-0  
Away: 17-22-0

### VS. AFC NORTH/CENTRAL TEAMS

Total: 114-125-1  
Home: 62-58-1  
Away: 52-67-0

### VS. AFC EAST TEAMS

Total: 87-79-2  
Home: 51-29-0  
Away: 36-50-2

### VS. AFC WEST TEAMS

Total: 80-98-2  
Home: 55-39-0  
Away: 25-59-2

### VS. NFC TEAMS

Total: 83-85-1  
Home: 44-41-1  
Away: 39-44-0

### VS. NFC SOUTH TEAMS

Total: 9-3-0  
Home: 5-1-0  
Away: 4-2-0

### VS. NFC NORTH/CENTRAL TEAMS

Total: 29-23-0  
Home: 17-10-0  
Away: 12-13-0

### VS. NFC EAST TEAMS

Total: 24-31-0  
Home: 11-16-0  
Away: 13-15-0

### VS. NFC WEST TEAMS

Total: 21-28-1  
Home: 11-14-1  
Away: 10-14-0

### MONDAY NIGHT FOOTBALL

Total: 21-17-0  
Home: 13-9-0  
Away: 8-8-0

### WEEK AFTER MNF

Total: 16-22-0  
Home: 11-8-0  
Away: 5-14-0

### SUNDAY NIGHT FOOTBALL

Total: 11-9-0 (ESPN 8-6; TNT 2-2; NBC 1-1)  
Home: 8-4-0  
Away: 3-5-0

### THURSDAY NIGHT FOOTBALL

Total: 4-6-0 (ABC 2-0; ESPN 1-1; TNT 0-1; NBC 0-1; NFLN 1-3)  
Home: 4-3-0  
Away: 0-3-0

### FRIDAY NIGHT FOOTBALL

Total: 0-1-0 (NFLN 0-1)  
Home: 0-1-0  
Away: 0-0-0

### SATURDAY NIGHT FOOTBALL

Total: 1-2-0 (ABC 1-0, ESPN 0-2)  
Home: 0-2-0  
Away 1-0-0

### OVERTIME

Total: 16-21-0  
Home: 11-11-0  
Away 5-10-0

### SEASON OPENERS

Total: 29-26-0  
Home: 15-10-0  
Away: 14-16-0

### DOMES

Total: 135-133-2  
Astrodome (Houston): 113-103-2  
Cowboys Stadium (Dallas): 1-0-0  
Edward Jones Dome (St. Louis): 0-1-0  
Ford Field (Detroit): 1-0-0  
Georgia Dome (Atlanta): 2-1-0  
Kingdome (Seattle): 1-6-0  
Lucas Oil Stadium (closed) (Indianapolis): 0-6-0  
Metrodome (Minneapolis): 1-6-0  
Reliant Stadium (closed) (Houston): 5-2-0  
RCA Dome (Indianapolis): 4-7-0  
Silverdome (Detroit): 2-1-0  
Superdome (New Orleans): 5-2-0

## HOTTEST/COLDEST GAMES

### FIVE HOTTEST GAMES

DATE	OPPONENT	SCORE	WEATHER
9/11/83	at L.A. Raiders	6-20 (L)	96°, clear
9/9/90	at Atlanta	27-47 (L)	94°, partly cloudy
10/7/62	BUFFALO	17-14 (W)	93°, showers
9/14/65	N.Y. JETS	27-21 (W)	93°, sunny
10/6/63	at Kansas City	7-28 (L)	92°, sunny

### TEN COLDEST GAMES

DATE	OPPONENT	SCORE	WEATHER
*1/10/04	at New England	14-17 (L)	4°, clear (-10° wind chill)
12/11/77	at Cleveland	19-15 (W)	7°, clear (-7° wind chill)
12/17/89	at Cincinnati	7-61 (L)	9°, overcast (0° wind chill)
12/8/13	at Denver	28-51 (L)	18°, clear (11° wind chill)
12/26/10	at Kansas City	14-34 (L)	19°, cloudy (10° wind chill)
12/17/00	at Cleveland	24-0 (W)	20°, snow (-10° wind chill)
12/14/80	at Green Bay	22-3 (W)	20°, clear (9° wind chill)
*1/6/80	at Pittsburgh	13-27 (L)	22°, part. cloudy (12° wind chill)
12/15/85	at Cleveland	21-28 (L)	22°, overcast (-7° wind chill)
12/18/88	at Cleveland	23-28 (L)	22°, overcast (0° wind chill)
12/16/07	at Kansas City	26-17 (W)	22°, clear (14° wind chill)

\* Playoff game

## ALL-TIME OFFENSIVE YARDS AND RANKINGS

Year	Total Plays	First Downs	Rush Yards (Rank)	Net Pass Yards (Rank)	Total Yards (Rank)	Total Points
1960	930	262	1,565 (3)	3,371 (1)	4,936 (1)	379
1961	964	293	1,896 (2)	4,392 (1)	6,288 (1)	513
1962	943	266	1,742 (4)	3,229 (2)	4,971 (2)	387
1963	870	254	1,210 (7)	3,222 (1)	4,432 (4)	302
1964	942	284	1,347 (7)	3,527 (2)	4,874 (4)	310
1965	905	227	1,178 (7)	2,813 (2)	3,991 (5)	298
1966	926	246	1,515 (5)	2,897 (4)	4,412 (7)	335
1967	828	207	2,122 (1)	1,381 (9)	3,503 (8)	258
1968	905	240	1,804 (4)	2,548 (4)	4,352 (5)	303
1969	965	256	1,706 (5)	2,825 (2)	4,531 (4)	278
1970	922	232	1,556 (19)	2,506 (7)	4,062 (10)	217
1971	815	201	1,106 (26)	2,409 (6)	3,515 (22)	251
1972	817	183	1,518 (23)	1,673 (23)	3,191 (26)	164
1973	840	193	1,388 (26)	1,919 (16)	3,307 (24)	199
1974	817	200	1,361 (26)	1,977 (20)	3,338 (24)	236
1975	900	234	2,068 (12)	1,869 (23)	3,937 (19)	293
1976	878	199	1,498 (27)	2,072 (15)	3,570 (24)	222
1977	879	228	1,989 (14)	1,875 (17)	3,864 (18)	299
1978	993	276	2,476 (6)	2,338 (18)	4,814 (16)	283
1979	1,034	268	2,571 (4)	2,256 (25)	4,827 (22)	362
1980	1,063	329	2,635 (2)	3,007 (17)	5,642 (4)	295
1981	947	241	1,734 (23)	2,777 (23)	4,511 (27)	281
1982	551	138	799 (26)	1,574 (19)	2,373 (28)	136
1983	1,033	295	1,998 (18)	2,902 (23)	4,900 (24)	288
1984	969	284	1,656 (23)	3,228 (17)	4,884 (23)	240
1985	998	270	1,570 (25)	3,082 (19)	4,652 (24)	284
1986	1,089	299	1,700 (19)	3,449 (13)	5,149 (16)	274
1987	998	294	1,923 (14)	3,300 (7)	5,223 (8)	345
1988	1,010	308	2,249 (4t)	2,956 (22)	5,205 (14)	424
1989	1,028	327	1,928 (12)	3,499 (10)	5,427 (9)	365
1990	1,006	376	1,417 (24)	4,805 (1)	6,222 (1)	405
1991	1,022	353	1,366 (23)	4,621 (1)	5,987 (2)	386
1992	958	339	1,626 (18)	4,029 (1)	5,655 (3)	352
1993	1,066	330	1,792 (12)	3,866 (3)	5,658 (3)	368
1994	1,036	278	1,682 (12)	2,799 (25)	4,481 (26)	226
1995	1,046	295	1,664 (18)	3,241 (19)	4,905 (23)	348
1996	972	287	1,950 (6)	3,098 (21)	5,048 (18)	345
1997	993	288	2,414 (3)	2,505 (29)	4,919 (18)	333
1998	1,016	308	1,970 (9)	3,291 (15)	5,261 (9)	330
1999	1,011	294	1,811 (13)	3,479 (13t)	5,290 (13)	392
2000	1,036	299	2,084 (7)	3,266 (16)	5,350 (14)	346
2001	1,026	288	1,794 (12)	3,558 (8t)	5,352 (8)	336
2002	1,032	312	1,952 (11)	3,320 (20)	5,272 (17)	367
2003	1,013	310	1,623 (26)	3,878 (5)	5,501 (8)	435
2004	1,053	308	1,871 (14)	3,616 (10)	5,487 (11)	344
2005	1,022	279	1,525 (23)	3,597 (9)	5,122 (17)	299
2006	945	261	2,214 (5)	2,596 (30)	4,810 (27)	324
2007	1,037	306	2,109 (5)	2,878 (27)	4,987 (21)	301
2008	973	268	2,199 (7)	2,819 (27)	5,018 (21)	375
2009	990	288	2,592 (2)	3,031 (23)	5,623 (12)	354
2010	907	252	1,727 (17)	3,107 (25)	4,834 (27)	356
2011	984	281	1,438 (31)	3,923 (12)	5,361 (17)	325
2012	957	260	1,687 (21)	3,323 (22)	5,010 (26)	330
2013	1,032	311	1,894 (14)	3,496 (21)	5,390 (22)	362
2014	919	258	1,447 (26)	3,412 (22)	4,859 (29)	254

## ALL-TIME DEFENSIVE YARDS AND RANKINGS

Year	Total Plays	First Downs	Rush Yards (Rank)	Net Pass Yards (Rank)	Total Yards (Rank)	Total Points
1960	995	282	1,027 (2)	3,874 (8)	4,901 (6)	285
1961	899	235	1,634 (6)	2,391 (2)	4,025 (2)	242
1962	880	217	1,569 (3)	2,561 (2)	4,130 (2)	270
1963	873	256	1,710 (7)	2,606 (3)	4,316 (6)	372
1964	896	267	1,961 (7)	3,280 (6)	5,241 (8)	355
1965	946	271	2,683 (8)	2,470 (2)	5,153 (8)	429
1966	881	244	1,833 (7)	3,162 (8)	4,995 (9)	396
1967	910	233	1,637 (7)	2,418 (3)	4,055 (4)	199
1968	854	198	1,704 (4)	1,671 (1)	3,375 (1)	248
1969	833	183	1,556 (5)	2,217 (2)	3,773 (2)	279
1970	840	227	1,793 (17)	2,605 (24)	4,398 (25)	352
1971	880	237	1,723 (11)	2,072 (10)	3,795 (9)	330
1972	894	263	2,591 (25)	2,143 (11)	4,734 (23)	380
1973	929	274	2,410 (23)	2,237 (20)	4,647 (24)	447
1974	919	268	2,050 (19)	2,375 (20)	4,425 (22)	282
1975	952	264	1,680 (3)	2,457 (17)	4,137 (11)	226
1976	935	226	2,072 (16)	1,915 (8)	3,987 (10)	273
1977	933	247	1,815 (10)	2,142 (20)	3,957 (14)	230
1978	1,021	292	2,072 (9)	2,842 (24)	4,914 (17t)	298
1979	1,038	304	2,225 (17)	2,765 (14)	4,990 (13)	331
1980	932	259	1,811 (8)	2,801 (4)	4,612 (5)	251
1981	1,084	325	2,411 (24)	3,315 (17)	5,726 (24)	355
1982	613	187	1,225 (23)	2,213 (25)	3,438 (28)	245
1983	1,031	332	2,787 (28)	2,845 (4)	5,632 (22)	460
1984	1,075	345	2,789 (28)	3,179 (11)	5,968 (27)	437
1985	1,091	356	2,814 (28)	3,341 (18)	6,155 (27)	412
1986	1,054	285	2,035 (20)	2,999 (8)	5,034 (13)	329
1987	976	287	1,848 (17)	3,145 (17)	4,993 (17)	349
1988	985	304	1,592 (4)	3,266 (13)	4,858 (8)	365
1989	940	314	1,669 (9)	3,542 (17)	5,211 (13)	412
1990	890	279	1,575 (8)	3,060 (14)	4,635 (11)	307
1991	984	280	1,540 (6)	3,208 (14)	4,748 (9)	251
1992	907	254	1,634 (9)	2,577 (3)	4,211 (3)	258
1993	1,003	289	1,273 (1)	3,601 (23)	4,874 (14)	238
1994	971	275	2,120 (28)	2,795 (2)	4,915 (9)	352
1995	983	267	1,526 (8)	3,125 (3)	4,651 (5)	324
1996	956	271	1,385 (2)	3,225 (13)	4,610 (6)	319
1997	992	292	1,573 (4)	3,658 (27)	5,231 (22)	310
1998	955	279	1,610 (9t)	3,511 (20)	5,121 (16)	320
1999	994	300	1,550 (10)	3,695 (25)	5,245 (17)	324
2000	908	215	1,390 (3)	2,423 (1)	3,813 (1)	191
2001	996	300	1,431 (5)	4,084 (31)	5,515 (25)	388
2002	974	297	1,424 (2)	3,540 (25)	4,964 (10)	324
2003	926	275	1,295 (1)	3,606 (30)	4,901 (12)	324
2004	977	318	1,917 (18)	3,807 (26)	5,724 (27)	439
2005	960	294	1,894 (22)	3,216 (17)	5,110 (19)	421
2006	1,062	329	2,313 (30)	3,602 (27)	5,915 (32)	400
2007	978	268	1,478 (5)	3,187 (10)	4,665 (5)	297
2008	1,022	276	1,502 (6)	3,196 (9)	4,698 (7)	234
2009	1,038	323	1,711 (10t)	4,139 (31)	5,850 (28)	402
2010	1,139	356	1,851 (20)	4,032 (29)	5,883 (26)	339
2011	1,080	324	2,053 (24)	3,629 (14)	5,682 (T-18)	317
2012	1,086	358	2,035 (24)	3,964 (26)	5,999 (27)	471
2013	1,027	329	1,795 (20)	3,612 (11)	5,407 (14)	381
2014	1,099	357	2,195 (31)	3,773 (15)	5,968 (27)	438