

141

SSAN

NIS



2024 TENNESSEE TITANS

MEDIA GUIDE

ASCENSION SAINT THOMAS SPORTS PARK

460 Great Circle Rd.
Nashville, TN 37228
615-565-4000

(same for training camp)

**NISSAN STADIUM/TICKET SALES**

One Titans Way
Nashville, TN 37213
615-565-4200 (Ticket Sales)
615-565-4300 (Nissan Stadium Administration)
Capacity: 69,143

Online: NissanStadium.com, TennesseeTitans.com/tickets

TITANS COMMUNICATIONS

615-565-4100
Kate Guerra Vice President of Communications & Corporate Affairs
Robbie Bohren Vice President of Football Communications
Jim Wyatt Senior Writer/Editor
Dwight Spradlin Director of Football Communications
Jared Puffer Associate Director of Football Communications
Kaylee Connors Coordinator of Football Communications
Savanna Howie Manager of Communications & Corporate Affairs
Travis McDaniel Football Communications Assistant

TITANS' OFFICIAL WEBSITE

www.TennesseeTitans.com

MOBILE APP

apps.yinzcam.com/nfl/ten

SOCIAL MEDIA

Facebook: @titans
Instagram: @titans
TikTok: @titans
X: @titans
YouTube: /titans

ONLINE MEDIA RESOURCES

www.TennesseeTitans.com/media
www.TennesseeTitans.com/mediaguide

TITANS COLORS

Titans Blue (Pantone 279), Titans Navy (289), Titans Red (186), Titans Silver (877 metallic), White, DK Steel Grey (425), Wolf Grey (429)

DIVISION/CONFERENCE/LEAGUE TITLES

- Two AFL Championships (1960, 1961)
- One AFC Championship (1999)
- Four AFL Eastern Division Championships (1960, 1961, 1962, 1967)
- Four AFC South Division Championships (2002, 2008, 2020, 2021)
- Three AFC Central Division Championships (1991, 1993, 2000)
- Four AFL Championship Game Appearances (1960, 1961, 1962, 1967)
- Five AFC Championship Game Appearances (1978, 1979, 1999, 2002, 2019)
- One Super Bowl Appearance (XXXIV)
- 25 Playoff Appearances (1960, 1961, 1962, 1967, 1969, 1978, 1979, 1980, 1987, 1988, 1989, 1990, 1991, 1992, 1993, 1999, 2000, 2002, 2003, 2007, 2008, 2017, 2019, 2020, 2021)

TITANS/OILERS ALL-TIME RECORD

Regular Season: 476-501-6
Home: 273-217-2
Road: 203-284-4
As Titans: 209-194-0
As Oilers: 267-307-6
Postseason: 17-23
Home: 6-7
Road: 11-15
Super Bowl (XXXIV): 0-1

2024 TITANS SCHEDULE**PRESEASON**

Day	Date	Opponent	Kickoff	TV
Sat	8/10	SAN FRANCISCO	6 p.m.	WKRN
Sat	8/17	SEATTLE	6 p.m.	WKRN
Sun	8/25	at New Orleans	1 p.m.	WKRN

REGULAR SEASON

Day	Date	Opponent	Kickoff	TV
Sun	9/8	at Chicago	Noon	FOX
Sun	9/15	N.Y. JETS	Noon	CBS
Sun	9/22	GREEN BAY	Noon	FOX
Mon	9/30	at Miami	6:30 p.m.	ESPN
Sun	10/6	BYE		
Sun	10/13	INDIANAPOLIS	Noon*	CBS
Sun	10/20	at Buffalo	Noon*	CBS
Sun	10/27	at Detroit	Noon*	FOX
Sun	11/3	NEW ENGLAND	Noon*	FOX
Sun	11/10	at L.A. Chargers	3:05 p.m.*	FOX
Sun	11/17	MINNESOTA	Noon*	CBS
Sun	11/24	at Houston	Noon*	CBS
Sun	12/1	at Washington	Noon*	CBS
Sun	12/8	JACKSONVILLE	Noon*	CBS
Sun	12/15	CINCINNATI	Noon*	FOX
Sun	12/22	at Indianapolis	Noon*	CBS
Sun	12/29	at Jacksonville	Noon*	CBS
Sat/Sun	1/4-5	HOUSTON	TBD	TBD

All kickoff times Central

* Time, TV subject to change

FRANCHISE TIMELINE

1960–1996 Houston Oilers
1997 Team Relocates from Houston to Nashville
1997 Tennessee Oilers (Liberty Bowl, Memphis)
1998 Tennessee Oilers (Vanderbilt Stadium, Nashville)
1999–Present Tennessee Titans (Nissan Stadium, Nashville)

FRANCHISE CAREER RECORD HOLDERS

Rushing Yards	Eddie George (1996–2003)	10,009
Passing Yards	Warren Moon (1984–1993)	33,685
Receiving Yards	Ernest Givins (1986–1994)	7,935
Receptions	Ernest Givins (1986–1994)	542
Interceptions	Jim Norton (1960–1968)	45
Sacks	Elvin Bethea (1968–1983)	105
Field Goals	Al Del Greco (1991–2000)	246
Points	Al Del Greco (1991–2000)	1,060
Touchdowns	Derrick Henry (2016–2023)	93
Wins (Coach)	Jeff Fisher (1994–2010)	147
Wins (QB)	Steve McNair (1995–2005)	81

FRANCHISE SEASON RECORD HOLDERS

Rushing Yards	Derrick Henry (2020)	2,027
Passing Yards	Warren Moon (1991)	4,690
Receiving Yards	Charlie Hennigan (1961)	1,746
Receptions	Charlie Hennigan (1964)	101
Interceptions	Fred Glick (1963)	12
	Mike Reinfeldt (1979)	12
Sacks	Elvin Bethea (1973)	17
Field Goals	Al Del Greco (1998)	36
Points	Ryan Succop (2017)	136
	Al Del Greco (1998)	136
Touchdowns	Earl Campbell (1979)	19



MEDIA GUIDE TABLE OF CONTENTS

TEAM INFORMATION (2-7)

Fingertip Information	2
Table of Contents	3
Staff Directory	4-7

TITANS EXECUTIVES (8-16)

Amy Adams Strunk	9
Burke Nihill	10
Chad Brinker	11
Ran Carthon	12
Adolpho Birch	13
Courtney Carini	13
Haley Davidson	14
Vin Marino	14
Shannon Myers	15
Adam Nuse	15
Anthony Robinson	16
Dan Werly	16

COACHING STAFF (17-47)

Brian Callahan	18-19
Colt Anderson	20
Nick Holz	21-22
Dennard Wilson	22-23
Brian Bell	23
Ben Bloom	24
Frank Bush	25
Kylan Butler	26
Bill Callahan	27-28
Steve Donatell	29
Scott Fuchs	29-30
Bo Hardegrave	30-31
Chris Harris	31-32
Steve Jackson	32
Matt Jones	33
Tom Jones	34
Randy Jordan	34-35
Anthony Levine Sr.	36
Lori Locust	37
Mark Lovat	38
Payton McCollum	39
Clinton McMillan	40
Justin Outten	41
Haley Roberts	42
Tracy Rucker	42-43
John Shaw	43-44
Luke Stocker	44
Grant Thorne	45
Tyke Tolbert	46-47
Zac Woodfin	47

VETERANS & DRAFT PICKS (48-251)

Rosters	49-55
Alphabetical	49-50
Numerical	50-52
Pronunciation Guide	52
Positional	53-54
How They Were Built	55
Jamal Adams	56-59
Tre Avery	60-61
Chidobe Awuzie	62-65
Quinton Bohanna	66-67
Tyler Boyd	68-71
Mike Brown	72-73
Jarvis Brownlee Jr.	74-75
Daniel Brunskill	76-77
Treyton Burks	78-80
Chance Campbell	81-82
Shyheim Carter	83-84
Saahdiq Charles	85
Julius Chestnut	86-87
Geron Christian Sr.	88-89
Keondre Coburn	90-91
Morgan Cox	92-94
Lloyd Cushenberry III	95
Marlon Davidson	96-97
JoJo Domann	98-99
Colton Dowell	100-101

Jaelyn Duncan	102-103
Caleb Farley	104-105
Nick Folk	106-114
Eric Garror	115-116
Jack Gibbens	117-118
Luke Gifford	119-120
Tay Gowan	121-122
Cedric Gray	123-124
Jaylen Harrell	125-126
Tre'Shaun Harrison	127
Hassan Haskins	128-130
Amani Hooker	131-134
DeAndre Hopkins	135-143
Jha'Quan Jackson	144-145
Kearis Jackson	146-147
Matthew Jackson	148-149
Sebastian Joseph-Day	150-153
Anthony Kendall	154-155
Arden Key	156-159
Mason Kinsey	160-161
Harold Landry III	162-167
JC Latham	168
Will Levis	169-171
Roger McCreary	172-173
TK McLendon Jr.	174-175
Elijah Molden	176-178
Caleb Murphy	179-180
Kenneth Murray Jr.	181-182
Thomas Odukoya	183
John Ojukwu	184
Chig Okonkwo	185-187
Nicholas Petit-Frere	188-189
Kyle Philips	190-192
Tony Pollard	193-196
Dillon Radunz	197-198
Otis Reese IV	199-200
Calvin Ridley	201-204
Mason Rudolph	205-208
Andrew Ruppich	209
Thomas Rush	210
Jeffery Simmons	211-216
Lachavious Simmons	217
Peter Skoronski	218-219
L'Jarius Sneed	220-222
Tyjae Spears	223-225
Ryan Stonehouse	226-228
T'Vondre Sweat	229-230
Nick Vannett	231-232
Garret Wallow	233-234
Leroy Watson IV	235
Rashad Weaver	236-238
Nick Westbrook-Ikhine	239-242
Josh Whyte	243-244
James Williams	245-246
Malik Willis	247-249
Ty Zentner	250-251

ROOKIE FREE AGENTS (252-259)

Brian Dooley	253
Khalid Duke	253
Keaton Ellis	254
Isaiah Iton	254
Robert Javier	255
Gabe Judy-Lally	255
Dillon Johnson	256
David Martin-Robinson	256
Brayden Narveson	257
Bryce Oliver	257
Sam Schnee	258
Jabari Small	258
Cody Spencer	259
Steven Stilianos	259

2023 REVIEW (260-308)

2023-24 Transactions	261-264
Participation Chart	265-266
Regular Season Stats	267
Regular Season Defensive Stats	268

Game-by-Game Team Stats	269-270
Game-by-Game Starters	271
Game-by-Game Leaders	272
Game-by-Game Individual Stats	273-287
Field Goals and Scoring	288-291
Game Summaries	292-308

RECORDS (309-352)

All-Pro and Pro Bowl Leaders	310
League Season Leaders	310
Leaders by Category	311-315
Year-by-Year Leaders	315-319
Individual Records	320-331
Team Records	332-339
Two-Point Conversions	339-341
Shutouts	341
Game-Winning Field Goals	342
All-Time Return Touchdowns	342-344
Top Performances	344-351
100-Yard Rushing Games	344-346
300-Yard Passing Games	346-347
100-Yard Receiving Games	347-349
Career 100- and 300-Yard Games	350
Top Performances by Teammates	351
Largest Win/Loss Margins	352

HISTORY (353-539)

Year-by-Year Stats, 1960-2023	354-417
Preseason	418-420
All-Time Summary	418
Year-by-Year Results	418-420
Titans vs. the NFL	421-428
Summary	421
Team-by-Team Results	422-428
Titans and the NFL Draft	429-443
All-Time First-Rounders	429
All-Time Selections	430-442
Picks by University	443
Trade History, 1997-2024	444-451
Free Agency History	452-454
All-Time Coaches Roster	455
Head Coaches Summary	456
All-Time Player Roster	457-467
All-Time Jersey Numbers	467-475
Practice Squad Players	476-479
NFL Europa Players	479
Starting Quarterback Summary	479
Year-by-Year Starting Quarterbacks	480-486
Honors	486-494
All-Pro Selections	486-490
Pro Bowl Selections	490-491
Miscellaneous Honors	491-494
Titans/Oilers Hall of Fame & Ring of Honor	495
Pro Football Hall of Famers	496-506
Retired Jersey Numbers	507
Oilers Logo History	508
Stadium History	509
Historical Highlights	510-527
Win/Loss Records	528-530
Home/Away Records	528
Month-by-Month Records	529
Situational Win-Loss Records	530
Hottest/Coldest Games	530
Primetime Results	531-532
Overtime History	533-535
All-Time Offensive Yards/Rankings	536
All-Time Defensive Yards/Rankings	537
Attendance	538-539

PLAYOFF HISTORY (540-582)

Franchise Playoff Game History	541
All-Time Playoff Leaders	542
Individual Records	543-548
Team Records	548-553
Big Days/Playoffs	553
Game Summaries	554-582



TITANS STAFF DIRECTORY

OWNERSHIP

Amy Adams Strunk Controlling Owner/Board of Directors Co-Chairman
Kenneth S. Adams Board of Directors Co-Chairman
Barclay Adams
Susan Lewis

BUSINESS EXECUTIVE LEADERSHIP

Burke Nihill President & CEO
Adolpho Birch III Senior Vice President & Chief External & League Affairs Officer
Courtney Carini Senior Vice President, Brand Marketing
Haley Davidson Chief of Staff
Andrew McIntyre Senior Vice President, Technology & Innovation
Shannon Myers Senior Vice President & Chief Financial Officer
Adam Nuse Senior Vice President & Chief Revenue Officer
Daniel Werly Senior Vice President & Chief Operating Officer

FOOTBALL EXECUTIVE LEADERSHIP

Chad Brinker President of Football Operations
Ran Carthon Executive Vice President/General Manager

COACHING

Brian Callahan Head Coach
Colt Anderson Special Teams Coordinator
Nick Holz Offensive Coordinator
Dennard Wilson Defensive Coordinator
Ben Bloom Outside Linebackers
Frank Bush Linebackers
Bill Callahan Offensive Line
Bo Hardegree Quarterbacks
Chris Harris Pass Game Coordinator/Cornerbacks
Steve Jackson Secondary/Safeties
Randy Jordan Running Backs
Justin Outten Tight Ends
Tracy Rocker Defensive Line
Tyke Tolbert Wide Receivers
Kylan Butler Offensive Assistant
Steve Donatell Defensive Assistant
Scott Fuchs Assistant Offensive Line
Matt Jones Offensive Assistant
Tom Jones Assistant to the Head Coach
Anthony Levine Sr. Assistant Special Teams
Lori Locust Defensive Quality Control
Payton McCollum Assistant Wide Receivers
Clinton McMillan Assistant Defensive Line/Pass Rush Specialist
Luke Stocker Assistant Tight Ends

COMMUNICATIONS

Kate Guerra Vice President, Communications & Corporate Affairs
Robbie Bohren Vice President, Football Communications
Dwight Spradlin Director, Football Communications
Jared Puffer Associate Director, Football Communications
Jim Wyatt Senior Writer & Editor
Savanna Howie Manager, Communications & Corporate Affairs
Kaylee Connors Coordinator, Football Communications
Travis McDaniel Assistant, Football Communications

EQUIPMENT OPERATIONS

Joey Barranco Director, Equipment Operations
Matt Thompson Senior Manager, Equipment Operations
Jerome Kline Coordinator, Equipment Operations
Trey Reid Assistant, Equipment Operations

FOOTBALL ADMINISTRATION

Vin Marino Vice President, Football Administration
Leland Taylor Director, Football Administration
Bryce Wasserman Chief of Staff, Football Operations

FOOTBALL INFORMATION SYSTEMS

Adam Bondi Director, Football Information Systems
Matt Iammarino Football Analytics Developer

FOOTBALL RESEARCH AND DEVELOPMENT

Sarah Bailey Director, Football Research and Development
Erin Psajdl Davis Football Data Analyst
Alex Rogers Football Data Analyst

PLAYER ENGAGEMENT

Chic Ejiasi Director, Player Engagement
Ansley Moore Director, Player & Family Affairs
James Mitchell Coordinator, Player Engagement

PLAYER PERSONNEL

Anthony Robinson Assistant General Manager
Brian Gardner Director, Pro Scouting
AJ Highsmith Director, Scouting
Jon Salge Director, College Scouting
Rob Riederer Assistant Director, Football Strategy
Dale Thompson Assistant Director, College Scouting
Kevin Turks Assistant Director, Pro Scouting
Mike Boni Senior National Scout
Sam Summerville Senior National Scout
Casey Callahan College Scout
Patrick Callaway College Scout
T.J. Earley College Scout
Matt Miller College Scout
Wes Slay College Scout
Brandon Taylor College Scout
Max Curtis Player Personnel Coordinator
Mical Johnson Pro Scouting Coordinator
Patrick Woo College Scouting Coordinator
Keenan Agnew Scouting Assistant
Corey Cooper Scouting Assistant
Kalan Reed Personnel Scout

SECURITY

John Albertson Senior Director, Security
Brett Bumpus Manager, Security & Safety
Enoch Lankford Security Shift Supervisor
Sarah Lund Security Shift Supervisor
Craig Smith Security Shift Supervisor



TITANS STAFF DIRECTORY

SPORTS FIELD

Terry Porch Director, Sports Field
Michael Henry Manager, Sports Field
Dudley Johnson Manager, Sports Field
Zachary McPherson Assistant, Sports Field
Chris Olson Assistant, Sports Field
Elijah Potter Assistant, Sports Field
Joey Thomas Assistant, Sports Field

SPORTS PERFORMANCE

Zac Woodfin Director, Sports Performance
Brian Bell Assistant Director, Sports Performance
Mark Lovat Assistant, Strength & Conditioning
Haley Roberts Assistant, Sports Performance
John Shaw Assistant, Sports Performance & Speed Training
Grant Thorne Assistant, Strength & Conditioning
Lauren Silvio Nutrition Coordinator

SPORTS MEDICINE

Todd Toriscelli Vice President, Sports Medicine
Matt Gregg Associate Head Athletic Trainer
Mike Micca Director, Physical Therapy/Assistant Athletic Trainer
Rachel Hunt Assistant Athletic Trainer/Physical Therapist
Cam Baker Assistant, Athletic Trainer
Jon Takahashi Assistant, Athletic Trainer
Clay Taylor Assistant, Athletic Trainer
Dr. John Williams Head Team Physician
Dr. Damon Petty Head Team Orthopedic Surgeon
Dr. Thomas Byrd Team Orthopedic Surgeon
Dr. Daniel Lamar Team Orthopedic Consultant
Dr. John Zvijac Team Orthopedic Consultant
Dr. Ethan Kellum Team Orthopedist/Stem Cell Specialist

TEAM OPERATIONS

Brent Akers Vice President, Team Operations
Chris Matussek Senior Director, Football Facilities & Team Operations
Nick Hardesty Manager, Team Operations
David Maynor Manager, Football Facilities & Team Operations
Luke Morrow Manager, Team Operations
Kieran Gilbert Assistant, Team Operations

VIDEO OPERATIONS

Anthony Pastrana Vice President, Football Technology
Joey Glennon Director, Video Operations
Rylan Ballou Assistant, Video Operations
Alec Lambert Assistant, Video Operations

BROADCASTING

Mike Keith Vice President, Broadcasting
Amie Wells Director, Broadcasting
Ashley Farrell Senior Producer, Broadcasting
Jack Mummert Coordinator, Broadcast Production
Max Walsh Assistant, Broadcasting

BUSINESS STRATEGY & ANALYTICS

Cam Cooper Vice President, Strategy & Analytics
Tommy Francis Senior Director, Strategy & Analytics
JoJo Hope Director, Strategy & Analytics
Parker Shelton Senior Financial Analyst
Josh Foster Manager, CRM
Jacob Heinrich Manager, Data & ETL Engineer
Sara DeVene Coordinator, CRM
Brandt Callahan Data Analyst
Cody King Data Analyst

CLIENT SERVICES & HOSPITALITY

Stephanie Atkins Vice President, Client Services & Hospitality
Erica Gallardo Director, Membership Services
Jamie Parham Director, Premium Sales & Services
Kady Cox Associate Director, Premium Services
Haley Schaafsma Associate Director, Client Services & Hospitality
Taylor Dawson Manager, Titans House Experience
Cat Hunt Manager, Client Services & Hospitality
Sara Sabry Manager, Premium Services - Titans House
Jacob Carli Coordinator, Premium Services
Cameron Faulkner Coordinator, Premium Sales
Katie Kudrna Coordinator, Client Services & Hospitality
Drew Nipper Senior Account Executive, Membership Services - Team Lead
Nathan Brubaker Account Executive, Membership Services
Corbin Cothren Account Executive, Membership Services
Meg Hartley Account Executive, Membership Services
Makalyn Heaslett Account Executive, Membership Services
Myah Menfee Account Executive, Membership Services
Riley Titsworth Account Executive, Membership Services

CORPORATE PARTNERSHIPS

Brad McClanahan Vice President, Corporate Partnerships
Chelsea Lipocky Vice President, Business Solutions
Patrick Scully Senior Director, Corporate Partnerships
Kaity Diskerud Director, Business Solutions
Amanda Lockwood Director, Partnerships
Drew Silver Director, Business Development
Clay Brunner Manager, Partnerships Activation
Helen Roddey Manager, Partnerships Activation
Shin Nagahama Manager, Corporate Partnerships
Jack Babuka Coordinator, Partnerships Activation

BRAND & CREATIVE

Erin Swartz Vice President, Brand & Creative
Nik Conklin Director, Original Content
Donald Page Director, Team Photography
Julia Perkins Director, Project Management
Christine Zambetti Design Director
Kelly Church Senior Graphic Designer
Allie Mobley Project Manager
Todd Gray Senior Producer, Original Content
Michael Fertig Senior Producer, Original Content
Maggie Roberts Production Coordinator
Israel Vaides Producer, Original Content
Troy Wisneski Producer, Original Content
Katelyn Carney Junior Graphic Designer
Jessie Rogers Coordinator, Photography



TITANS STAFF DIRECTORY

ENTERTAINMENT & FAN ENGAGEMENT

Jenny DeLoach Senior Director, Entertainment & Fan Engagement
David Schindler Senior Director & Executive Producer, Event Presentation & Production
Nate Bain Director, Influencer Marketing
Jackie Goodwin Director, Gameday Entertainment
Justin Sullivan Manager, Mascot
Chris Lee Manager, Fan Engagement
Steve Wisinski Content Producer, Live Events & Broadcast
CJ Zavada Coordinator, Fan Engagement

FINANCE

Patrick Byrd Vice President, Finance
Brooke Ellenberger Vice President, Compliance
Sandi Krzynski Director, Controller
Shannon McPeters Director, Payroll Services
Ryan Thramer Director, Finance
Kendall Burkett Manager, Accounting
LeeAnder Holden Accounting Specialist
Ben Rutter Accounting Specialist

TECHNOLOGY AND INNOVATION

Russ Hudson Vice President, Information Technology
Canton Cooper Senior Director, Information Technology
Brian Myers Senior Director, Production, Broadcast & Technology
Paul Fenner Director, Systems Administration
Philip Holley Cybersecurity Analyst
Dustin Thomas Network Engineer
Robert Togliatti Production & A/V Technician
Colton Belmonto Infrastructure & Security Administrator
Anthony King Help Desk Administrator
Fabian Ortiz Technology Support Specialist

LEGAL

Valeria Williams Vice President, General Counsel
John Shumate Staff Counsel

MARKETING STRATEGY & INSIGHTS

Alex Knodel Vice President, Marketing Strategy & Insights
Jeff Harding Director, Digital Strategy
Catie Hopkins Director, Media Strategy
Gabrielle Harman Manager, Paid Media
Zach Jones Manager, Email Marketing
Emily Kennedy Manager, Consumer Insights
Katie Moseley Manager, Social Media
Emily Starkey Manager, Social Media
Claire Stefanelli Manager, Digital Platforms
Estrella Bencomo Coordinator, Digital Platforms
Brandon Do Coordinator, Email Marketing
Alyssa Gallegos Coordinator, Campaign Planning

ONE COMMUNITY

Johari Matthews Vice President & Executive Director, ONE Community & Titans Foundation
Ralph Ockenfels Vice President, Business Development
Miranda McDonald Director, ONE Community Programs
Spencer Shore Manager, ONE Community

CAUSE MARKETING

Josh Corey Senior Director, Cause Marketing
Caroline Palmer Senior Manager, Alumni & Cause Marketing
Keith Bremer Manager, Football Engagement & Cause Marketing
Brooke Johnson Coordinator, Cause Marketing

PEOPLE & CULTURE

Allie Lessmiller Vice President, People & Culture
Tina Tuggle Vice President, DEI Officer
Hailey Langowski Director, Benefits & Compensation
Susanna Adams Manager, Employee Engagement
Erin Martindale People & Culture Generalist

SPECIAL EVENTS

Rachel Guymon Director, Special Events
Jaylan Brown Coordinator, Special Events Services
Courtney Taylor Coordinator, Special Events Services

STADIUM EVENTS & EXPERIENCE

Ashlee Stokely Vice President, Stadium Events & Experience
David Haywood Senior Director, Guest Safety
Sam Apple Director, Stadium Experience
Austin Mitchell Director, Stadium Events
Derek Amelunke Manager, Security & Facility Technology
Larry Burcher Manager, Event Logistics & Operations
Les Carlisle Manager, Parking & Traffic
Liz Hall Manager, Team Member Experience
James Strohmeier Manager, Systems & Compliance
Jeni Zahn Manager, Guest Safety
Gaby Bardfield Senior Coordinator, Stadium Events
Haile Cook Coordinator, Stadium Experience
Colleen Coomes Coordinator, Booking & Internal Events
Kolby Crowe Coordinator, Guest Safety
Jeb Johnston Coordinator, Security

STADIUM FACILITIES & OPERATIONS

Bob Flynn Vice President, Facilities & Game Day Operations
Jeremy Wells Senior Director, Stadium Operations
Kellen DeCoursey New Stadium Project Executive
Derek Amelunke Manager, Audio/Visual
James Arel Stadium Operations Senior Manager
George Sargent Engineering Manager
Wray Gabelmann Stadium Operations Senior Coordinator
Alejandro Rodriguez Stadium Operations Coordinator
Scot Baldwin Electrician
Jose Reyes Maintenance Technician
Tim Young Maintenance Technician
Jerry Woodall Maintenance Technician
James Bohling Operations Technician
Clifford Thomas Operations Technician



TITANS STAFF DIRECTORY

STRATEGIC OPERATIONS & BUSINESS ADMINISTRATION

Ginny Needham Associate Chief of Staff
 Carter Speers Manager, Strategic Operations
 Maddie Burnett Office Coordinator
 Teresa Beech-Brewer . . . Receptionist
 Leticia Johnson Executive Assistant
 Katie Lilford Administrative Officer

TICKET OPERATION & STRATEGY

Chris Sprunger Vice President, Ticket Operations & Strategy
 Lauren Dilger Director, Ticket Operations - Stadium Events & Finance
 Matt Mango Director, Ticket Sales
 Matt Youtsey Director, Ticket Operations
 Bryanna Graham Manager, Group Sales
 Jordan Johnson Manager, Inside Sales
 Ryan Geissbuhler Coordinator, Ticket Operations - Finance
 Burke Dugan Coordinator, Ticketing Contract Compliance
 Hailey Schmitt Coordinator, Ticket Operations
 Kevin Larney Account Executive, Group Sales
 Natalie Logan Account Executive, Group Sales
 Ryan Ruff Account Executive, Group Sales
 Isabella Ackerman Inside Sales Executive
 Amanda Carr Inside Sales Executive
 Alex Hall Inside Sales Executive
 Ricky Howard Inside Sales Executive

TITANS HOUSE

Jim Rice Vice President, Ticket Sales
 Andy Bradshaw Senior Director, Premium Sales & Development
 Joey Meredith Director, Ticket Sales
 Tramaine Parks Manager, Ticket Sales
 Ali MirRasekhian Manager, Premium Sales New Nissan Stadium
 Leah Cover Manager, Premium Sales New Nissan Stadium
 Jordan Crane Manager, Premium Sales New Nissan Stadium
 Carli Anderson Sales Consultant, New Nissan Stadium
 Claudia Davis Sales Consultant, New Nissan Stadium
 Julian Dais Sales Consultant, New Nissan Stadium
 Brooke Dubler Sales Consultant, New Nissan Stadium
 Jackson Duncan Sales Consultant, New Nissan Stadium
 Tyler Gerstein Sales Consultant, New Nissan Stadium
 Sara Gonzalez Sales Consultant, New Nissan Stadium
 Nick Gorski Sales Consultant, New Nissan Stadium
 Erin Hollowell Sales Consultant, New Nissan Stadium
 Sam Hutcheson Sales Consultant, New Nissan Stadium
 Michael Kiel Sales Consultant, New Nissan Stadium
 Kevin Kummerow Sales Consultant, New Nissan Stadium
 Kyle Richards Sales Consultant, New Nissan Stadium
 Daniel Schaefer Sales Consultant, New Nissan Stadium
 Mike Scharfenberg Sales Consultant, New Nissan Stadium
 Seth Suckow Sales Consultant, New Nissan Stadium
 Olivia Torres Sales Consultant, New Nissan Stadium
 Christopher Tracy Sales Consultant, New Nissan Stadium
 Cameron Vinson Sales Consultant, New Nissan Stadium
 Kelsey Wisner Sales Consultant, New Nissan Stadium
 Brandon Yunker Sales Consultant, New Nissan Stadium



The new Nissan Stadium is scheduled to open in 2027.



TENNESSEE TITANS
EXECUTIVES

AMY ADAMS STRUNK

CONTROLLING OWNER/BOARD OF DIRECTORS CO-CHAIRMAN



Amy Adams Strunk is the Controlling Owner of the Tennessee Titans. She assumed the role of controlling owner in March 2015, and also serves as co-chairman of the franchise's Board of Directors.

Daughter of Titans franchise founder K.S. "Bud" Adams, Jr., Adams Strunk was raised on football and is proud of her father's role in co-founding the American Football League and the decades of leadership he provided within the National Football League. Her goal is to build upon that legacy and establish the Titans as one of the league's elite franchises.

In her time as controlling owner, Adams Strunk has transformed the franchise. The Titans went from a three-win team in 2015 to posting six consecutive winning seasons (2016-21), playoff berths in four of the last seven years, a trip to the AFC Championship game in 2019, back-to-back division titles (2020, 2021), and the top seed in the AFC playoffs in 2021.

Adams Strunk's dedication to enabling a modern, innovative business has facilitated significant growth in the organization's staff, increasing by over 150 percent since 2015. Over the years, she has committed significant resources to upgrade Nissan Stadium and the team's headquarters, Ascension Saint Thomas Sports Park. In 2023, her direction was instrumental in state and local government approval of a new, enclosed stadium on the east bank of the Cumberland River, which is slated to open in 2027.

In the spring of 2018, she collaborated with Nashville city officials to secure the 2019 NFL Draft for downtown Nashville, which by any measure was the most successful in NFL history.

Impacting communities has also been an important centerpiece of her ownership tenure, with both monetary and in-kind donations pledged to the Waverly community after its 2021 flooding disaster, tornado relief to Middle Tennessee in 2020, local business support during the effects of COVID-19, and a number of other causes benefitting the Nashville and greater Tennessee communities.

A graduate of the University of Texas with a degree in history, Adams Strunk is an avid horse enthusiast whose other interests include farming, ranching, tennis, and a variety of other outdoor activities.

She is married to her husband Bill. She has three children, Tracy, Tommy, and Blanche, who are all avid sports fans and outdoor enthusiasts.



Amy Adams Strunk with Brian Callahan and Ran Carthon.



BURKE NIHILL

PRESIDENT AND CEO



Burke Nihill is President and Chief Executive Officer for the Tennessee Titans. During his time with the Titans, Nihill has overseen the team's bid for Nashville's record-breaking 2019 NFL Draft, the expansion and renovation of Ascension Saint Thomas Sports Park, the Titans practice facility, and most recently, the approval of a public-private partnership to build a new, enclosed stadium as the anchor of a transformational new town center on Nashville's East Bank.

Among his first projects as CEO, Nihill led the team's development of a new mission statement – "Win, Serve, Entertain" – which has become a centering statement for the franchise. The statement guides strategy and decision-making throughout the organization, from the football team and content creators to human resources and fan engagement.

In his previous roles with the team, Burke led the club's legal and human resources functions and worked on club initiatives related to state and local government, company culture, and general business planning and strategy for both the Titans and Nissan Stadium.

Before joining the Titans, Burke worked in various legal and management roles across a range of industries, including technology, big-box retail and professional services.

Nihill was recently named a 'Most Admired CEO' by the Nashville Business Journal. He also serves on the Board of Directors at Belmont University, Nashville Downtown Partnership, United Way of Greater Nashville, TransPerfect Music City Bowl.



Burke Nihill speaking at the New Nissan Stadium groundbreaking.

CHAD BRINKER

PRESIDENT, FOOTBALL OPERATIONS



Chad Brinker serves as President of Football Operations for the Tennessee Titans. He originally joined the Titans in 2023 as Assistant General Manager, before the promotion to his current position following the 2023 season.

As President of Football Operations, a new role for the organization, Brinker provides executive leadership and support for the entire football staff, reporting directly to Amy Adams Strunk. His day-to-day responsibilities include direct oversight of the football departments that address salary cap management; analytics and strategy; communications and information systems; and team operations including security, video, equipment, and grounds.

Leveraging his extensive background in scouting, Brinker plays a pivotal role in the evaluation of elite talent in both college and the NFL. His expertise ensures that the organization remains competitive and well-prepared to identify and acquire top-tier talent, thereby maintaining the team's edge in performance and strategy.

In his first season with the team, Brinker was involved in a variety of projects, including crafting the foundation of an analytics department from scratch, involvement in the search for a new head coach resulting in the hiring of Brian Callahan, and building and executing the 2024 offseason strategy for player acquisitions in both free agency and the draft. The free agency period led to 14 new veteran players being added to the roster.

An NFL personnel veteran with core strengths in executive leadership, strategic operations, financial analysis, and talent evaluation, Brinker merges his dual background in football operations with a business acumen gained from an MBA at Northwestern University's Kellogg School of Management. As a result, he is a strategic leader and team builder both on and off the field.

Prior to joining the Titans, Brinker spent 13 years with the Green Bay Packers in a variety of roles as a talent evaluator and strategic counselor to Packers leadership. In his initial season with the Packers, he collected his first Super Bowl championship when the team defeated the Pittsburgh Steelers in Super Bowl XLV.

Throughout his experience with the Packers, he served as a pro and college scout; led strategy for unrestricted free agency and undrafted free agent processes; handled player contracts, salary cap administration, and roster management; and advised the General Manager and Executive Vice President of Football Operations on team needs in free agency and drafts, always with an eye on long-term vision. The Packers won the NFC North Division eight times during his tenure.

Brinker also has corporate business experience with two Fortune 100 companies in the pharmaceutical and medical device industries. He is an Executive Council Member on the Freed-Hardeman University President's Council, and has participated as a guest lecturer for its Sports Marketing program and also for the Sports Administration program at his alma mater, Ohio University.

A native of Martins Ferry, Ohio, Brinker first entered the NFL in 2003 as an undrafted free agent running back with the New York Jets. He holds two degrees from Ohio University, including a master's degree in sports administration, where he was a two-sport athlete and a two-time All-Mid-American Conference selection at running back. He was also selected as Ohio University's Male Athlete of the Year in 2003.

Brinker and his wife, Rachelle, have three children. Outside of spending time with his family, he enjoys reading and writing, teaching, traveling, and playing basketball.



RAN CARTHON

EXECUTIVE VICE PRESIDENT/GENERAL MANAGER



Ran Carthon was hired by the Titans as the 14th general manager in franchise history on Jan. 18, 2023.

In 2024, Carthon was promoted to executive vice president/general manager. His duties expanded to include all areas that impact the football team: roster control, team activities and personnel decisions including draft and free agency acquisitions, oversight of head coach Brian Callahan and his coaching staff, scouting, sports medicine, and player engagement.

This past offseason saw a significant makeover of the roster. The team added 14 veteran players during the offseason, including wide receiver Calvin Ridley, running back Tony Pollard, center Lloyd Cushenberry III, cornerback Chidobe Awuzie, wide receiver Tyler Boyd and linebacker Kenneth Murray Jr. The team also traded with Kansas City for cornerback L'Jaruis Sneed. In the draft, the team added size and strength with their top two selections – left tackle J.C. Latham and nose tackle T'Vondre Sweat.

In his first year (2023) with the Titans, Carthon added several veteran additions to the roster who would become key starters for the team, including wide receiver DeAndre Hopkins (led the team in receiving yards/receptions), outside linebacker Arden Key (second-highest career sack total), linebacker Azeez Al-Shaair (led team in tackles), cornerback Sean Murphy-Bunting (led team in interceptions) and offensive lineman Daniel Brunskill in free agency. In his first draft, offensive lineman Peter Skoronski, quarterback Will Levis and running back Tyjae Spears were selected in the first three rounds, respectively. Carthon also used a trade to acquire kicker Nick Folk (led NFL in field goal accuracy).

Carthon brought 15 years of scouting experience from multiple teams to Tennessee. He joined the Titans after spending six seasons (2017-22) with the San Francisco 49ers, including the last two as the team's director of player personnel.

While in San Francisco, he was the 49ers director of pro personnel for four seasons (2017-20) and then promoted to director of player personnel for the last two seasons (2021-22). In his role as director of player personnel, Carthon was responsible for evaluating the top college prospects and assisting in the construction of the pro free agent board and evaluations.

He joined the 49ers when head coach Kyle Shanahan and general manager John Lynch took over in 2017 and played a part in the team's success, which includes three playoff appearances, two division titles and an NFC Championship in 2019. Additionally, the 49ers had nine players account for 13 total Pro Bowl selections in the last two seasons (seven selections in 2021 and six in 2022) – evidence of the talented roster the personnel staff amassed.

Before joining San Francisco, Carthon spent five seasons (2012-16) with the St. Louis/Los Angeles Rams as director of pro personnel. He entered the NFL scouting world as a pro scout with the Atlanta Falcons for four years (2008-11).

As a player, Carthon spent three seasons in the NFL (2004-06) primarily with the Indianapolis Colts, after entering the league as an undrafted college free agent. At the University of Florida, he tallied 1,353 career rushing yards over four seasons and was part of the Gators 2000 SEC Championship team.

Carthon was raised in an NFL family with his dad, Maurice, having a distinguished playing and coaching career. His father played for the New York Giants and Indianapolis Colts, and he coached for the New England Patriots, New York Jets, Detroit Lions, Dallas Cowboys, Cleveland Browns, Arizona Cardinals and Kansas City Chiefs.

Following his playing career, Carthon received his bachelor's degree in sociology from the University of Florida in 2008. As a member of the Rams (2013) and 49ers (2018) he was selected to participate in the NFL Career Development Symposium at the Wharton School of Business. And in 2022, he took part in the inaugural NFL coach and front office accelerator program.

Born Arandic Kornell Carthon in February of 1981, in Osceola, Ark., he attended Key West High School in Key West, Fla.



ADOLPHO BIRCH III

SENIOR VICE PRESIDENT AND CHIEF EXTERNAL & LEAGUE AFFAIRS OFFICER



Adolpho Birch is Senior Vice President and Chief External & League Affairs Officer for the Tennessee Titans. Birch is tasked with enhancing the team's Community Impact footprint. He also serves a key role in the advancement of the New Nissan Stadium and overall development along the city's East Bank.

Prior to joining the Titans, Birch served as an advisor to Commissioners Paul Tagliabue and Roger Goodell, holding multiple senior-level roles during his 23-year tenure at the NFL. He oversaw the negotiation and enforcement of policies critical to the integrity of the game, in addition to the advancement of legislative efforts on key issues such as youth concussion prevention and treatment, the league's tax status and the FCC's blackout rule. Leading the NFL's player engagement efforts, he focused on continuing education, financial education, career development

and clinical assistance designed to support player and employee off-field success.

Birch serves on several professional and philanthropic boards, including the Vanderbilt University Board of Trust; Sports Lawyers Association; Nashville Ballet; Partnership Tennessee; Tennessee Access to Justice Commission. He was named a 'Best of the Bar' honoree by the Nashville Business Journal for the past four consecutive years.

COURTNEY CARINI

SENIOR VICE PRESIDENT, BRAND MARKETING



Courtney Carini is Senior Vice President of Brand Marketing for the Tennessee Titans. She oversees Brand Creative, Marketing, Content and Production, Digital, Broadcast, Gameday Presentation and Community Impact. Her scope covers both league marketing and local initiatives, including ONE Community and work supporting the current and new Nissan Stadium. Carini is a member of the NFL Marketing Steering Committee.

Prior to joining the Titans in 2023, Carini served as Senior Vice President of Global and Strategic Growth for Warner Brothers Discovery's Direct to Consumer Products, leading international efforts in Brand and Product Marketing, Communications, Partnerships, Pricing and Consumer Packaging for Discovery's full suite of DTC products.

She is especially passionate about youth education and sports, serving as an active mentor in the Tennessee Achieves program and volunteer for Knox Youth Sports. She also has served as a local cross-country coach since 2019. In 2017, Carini was honored as one of Knoxville Business Journal's 40 Under 40 recipients.



HALEY DAVIDSON

CHIEF OF STAFF



Haley Davidson serves as Chief of Staff for the Tennessee Titans. Davidson oversees many facets of the organization driving alignment across various workstreams and leading the Strategic Operations and Communications teams. She also plays a key role in the planning, vision, strategy and development for the New Nissan Stadium.

Previously, Davidson spent more than a decade in strategic communications. Most recently, Davidson served as Chief Operating Officer for Nashville-based consulting firm Calvert Street Group supporting many government affairs projects and large-scale development efforts throughout the city and state. Prior to her time at Calvert Street, she served as a communication aide for U.S. Rep. Jim Cooper.

VIN MARINO

VICE PRESIDENT, FOOTBALL ADMINISTRATION



Vincent Marino is in his 18th season with the Titans and 14th as Vice President of Football Administration in 2024. He originally joined the organization in 2007, as the Senior Director of Football Administration after spending 18 years at the NFL offices in New York.

Marino's primary responsibilities include the management of the Titans' salary cap and player contract negotiations. He interacts closely with Titans President of Football Operations Chad Brinker and General Manager Ran Carthon on numerous football-related issues.

Marino also serves as the Titans liaison with the NFL office regarding labor and contract issues, as well as player personnel matters. In 2014, he was selected to participate in the prestigious NFL's Career Development Symposium at the Wharton School of Business in Philadelphia. Currently, he is a member of the NFL Player Insurance Trust; and additionally, he sits on the appeals panels for the NFL Player Tuition Assistance Plan and the NFL Severance Pay Plan.

During his time with the NFL's Management Council, Marino spent eight years in the Player Personnel Department (Analyst, 1990-95; Manager/Player Personnel, 1995-98) and eight years in Labor Operations (Sr. Manager of Labor Operations, 1998-03), the last three as the Director of

Labor Operations (2003-06). Marino gained expertise in various capacities and his experience includes: being a primary club contact for player contract valuations, enforcing the rules of the CBA (collective bargaining agreement), salary cap regulation and participating in a strategic group related to forming the CBA between the league and the players.

Additionally, he assisted the league in Super Bowl game operations and served as a replay communicator at numerous games during his tenure. He originally joined the NFL as an assistant in the Public Relations department, where he spent two years.

Born and raised in the Bronx, N.Y., Marino graduated from the Bronx High School of Science and went on to earn summa cum laude honors from Fordham University. While at Fordham, he earned a communications degree and is a member of Phi Beta Kappa.

Marino and his wife, Nikoleta, have two sons: Nikolas and Alexander.



SHANNON MYERS

SENIOR VICE PRESIDENT AND CHIEF FINANCIAL OFFICER



Shannon Myers is Senior Vice President and Chief Financial Officer for the Tennessee Titans.

Myers oversees the financial operations, as well as the People and Culture team which focuses on employee engagement and development and benefits and compensation administration, while ensuring the club prioritizes diversity, equity and inclusion. Myers also serves as the executive sponsor for the Titans Professional Women's Network and the Sustainability Committee.

Prior to joining the club, Myers worked in public accounting with Ernst & Young (EY) in Nashville for over 10 years. As an Assurance Senior Manager with EY, she advised clients on technical accounting issues,

financial reporting requirements, process improvement opportunities and strengthening internal controls. While at EY, she held several leadership roles including co-leading the Nashville Professional Women's Network, founding/leading the Nashville Working Mom's Network and more.

Myers also serves as a board member for the Adventure Science Center, as well as participates in its Development and Executive Committees.

ADAM NUSE

SENIOR VICE PRESIDENT AND CHIEF REVENUE OFFICER



Adam Nuse is Senior Vice President and Chief Revenue Officer for the Tennessee Titans. Nuse leads many of the team's revenue generating areas, including Ticketing, Titans House, Client Services & Hospitality and Stadium Events & Experience. He also serves a key role in the development and vision of the New Nissan Stadium.

Prior to joining the Titans in 2021, Nuse spent five seasons as General Manager and Chief Operating Officer of the Nashville Sounds, overseeing all day-to-day operations related to the organization. Under his leadership, the Sounds broke attendance records and were regularly recognized by industry publications as leaders in operational excellence and fan experience. In 2019, Baseball America awarded the Sounds with its prestigious Freitas Award in recognition of the club's community involvement, long-term business success and consistent operational excellence.

Nuse currently serves on the National Sports Forum Steering Committee, Nashville Sports Authority's Women's Professional Sports Committee, as well as the board of directors for Boy Scouts of America of Middle Tennessee, Wichita State University Barton School of Marketing, Western Kentucky University Sports Management, and the Bowling Green East Little League.



ANTHONY ROBINSON

ASSISTANT GENERAL MANAGER



Anthony Robinson enters his second season with the Titans as Assistant General Manager, after being hired in May of 2023. He joined the Titans after 15 years with the Atlanta Falcons, most recently as their Director of College Scouting.

In his role with the Titans, Robinson oversees the Player Personnel staff, Free Agency, and Draft processes along with Salary Cap and Roster management.

Robinson was the Falcons Director of College Scouting for four years (2019-22). During his 15 years with the Falcons, the team earned six playoff appearances, three division titles, one NFC Championship and an appearance in Super Bowl LI. Prior to becoming the Falcons Director of College Scouting, Robinson spent eight years (2011-18) as a regional

college scout – first in the Southeast region and then over the Eastern half of the country. He originally joined the Falcons as a scouting assistant in 2008, a role he held for three years (2008-10). Additionally, Robinson spent two years (2007-08) as a scouting assistant intern with BLESTO Scouting, two years (2005-07) as an undergraduate assistant coach (wide receivers) with Florida State and one year (2006) as an intern in the player personnel department for the Baltimore Ravens.

A native of Tallahassee, Fla., Robinson began his college career as a running back at Morgan State, before transferring to Florida State, where he earned his degree in Sports Management. Robinson has two daughters, Asia and Averi.

DAN WERLY

SENIOR VICE PRESIDENT AND CHIEF OPERATING OFFICER



Dan Werly is Senior Vice President and Chief Operating Officer for the Tennessee Titans. Werly oversees Legal, Compliance, Strategic Operations, Business Strategy, Business Intelligence and Corporate Partnerships for the organization. He also plays a key role in the vision and development of the New Nissan Stadium.

Prior to joining the Titans, Werly was the first General Counsel of Major League Soccer's Nashville Soccer Club and worked at several law firms, primarily focusing on representing professional sports teams and leagues.

He sits on the boards of W.O. Smith School of Music and the Pedigree Foundation and is on the Advisory Board of the American Bar Association's Sports Division. He has also served as an Adjunct Professor of Law at Vanderbilt University Law School and Charleston School of Law.



TENNESSEE TITANS
COACHING STAFF

BRIAN CALLAHAN

HEAD COACH



Brian Callahan was hired by the Titans as the 20th head coach in franchise history on Jan. 24, 2024.

Callahan arrived in Tennessee with 18 total years of coaching experience and 14 years of NFL coaching experience, including the previous five seasons (2019-23) as the offensive coordinator for the Cincinnati Bengals.

During his time in Cincinnati, Callahan served under head coach Zac Taylor and was part of two AFC North titles, two AFC Championship appearances and a Super Bowl berth. He also helped guide quarterback Joe Burrow from the No. 1 overall draft pick in 2020 to multiple single-season franchise records by his second year and Pro Bowl honors within three years.

"Brian has a track record of success and a range of experience that has prepared him for this opportunity," said Titans controlling owner Amy Adams Strunk at the time of the hire. "His football knowledge and his enthusiasm for the game really stand out, and beyond that, we think his ability to lead will make him the ideal fit for our franchise."

"If you look at his history, Brian has been a part of a Super Bowl winning team (Denver, 2015) and two other teams that advanced to the Super Bowl (Denver, 2013; Cincinnati, 2021). He's worked in a variety of dynamic offenses with top-flight quarterbacks. At each step of his career, he's shown the flexibility and intelligence to make an impact."

"During his time with the Bengals, he was trusted with a number of responsibilities—offensive design, quarterback development, a contributor to the free agency and draft processes—and showed the ability to be a resource in all of those areas. As we seek sustained success and pursue a championship, Brian has seen firsthand what that looks like, and he is the right person to lead us there."

In the three seasons (2021-23) prior to Callahan joining the Titans, the Bengals offense ranked in the NFL's top 10 in several categories: sixth in scoring (24.9), seventh in passing (250.8 yards per game), seventh in red-zone efficiency (61.5 percent), 10th in third-down percentage (41.0) and sixth in time of possession (31:00).



From the time Burrow entered the NFL in 2020 through the 2023 campaign, he recorded the league's seventh-best passer rating (98.6) and tied for the third-best completion percentage (68.0). His 270.8 passing yards per game in that period ranked fifth.

Additionally, Cincinnati's offense under Callahan featured a trio of 1,000-yard wide receivers in Ja'Marr Chase (2021-23), Tee Higgins (2021-22) and Tyler Boyd (2019). Chase quickly emerged as one of the NFL's top wide receivers after being drafted in the first round in 2021. He earned three consecutive Pro Bowl nods and became the eighth player in NFL history to reach 1,000 receiving yards in each of his first three career seasons, including 1,216 yards on a career-high 100 receptions in 2023. Boyd's statistical highlights included 1,046 receiving yards in 2019, while Higgins contributed 1,091 yards in 2021 and 1,029 yards in 2022.

Bengals running back Joe Mixon exceeded 1,000 scrimmage yards four times in five seasons with Callahan as his offensive coordinator. From 2019 through 2023, he joined Christian McCaffrey and Aaron Jones as the NFL's only players with at least 4,500 rushing yards (4,618) and 1,500 receiving yards (1,556). Mixon was named to the Pro Bowl in 2021.

In 2023, Burrow was limited to 10 total games due to multiple injuries. Backup Jake Browning stepped into the lineup, and in the first action of his career, he registered a season passer rating of 98.4—qualifying as the seventh-best number in the NFL.

In 2022, the Bengals ranked seventh in the NFL in points per game (26.1), eighth in total offense (360.5 yards per game) and fifth in passing offense (265.0). Burrow earned his first career Pro Bowl selection while setting single-season franchise records for completions (414) and touchdown passes (35). The third-year signal caller also placed fifth in the NFL with 4,475 passing yards. The team's new-look offensive line came together during the season and did not allow more than two sacks in any of the final eight games of the regular season.

En route to an appearance in Super Bowl LVI, the 2021 Bengals ranked seventh in passing offense (259.0 yards per game) and tied for seventh in points per game (27.1). Burrow, after returning from a knee injury suffered in 2020, led the NFL in completion percentage (70.4) and established single-season Bengals records for passing yards (4,611) and passer rating (108.3). Chase was named the AP Offensive Rookie of the Year after posting a team-record 1,455 receiving yards, while Mixon placed third in the NFL in rushing yards (1,205).

In 2020, Callahan helped develop Burrow as a rookie despite facing the challenges associated with the COVID-19 pandemic, including the cancellation of all in-person NFL offseason programs. Before a knee injury ended his rookie campaign in Week 11, Burrow's 264 completions were the most ever by an NFL quarterback through his first 10 career games, while his 2,688 passing yards were fifth.

Callahan joined the Bengals after spending 2018 as the quarterbacks coach for the Oakland Raiders. Under his tutelage, Raiders quarterback Derek Carr passed for a then-career-high 4,049 yards and led the AFC with a 68.9 completion percentage.

From 2016 to 2017, Callahan was the quarterbacks coach for the Detroit Lions. Working with Matthew Stafford, he helped the veteran finish third in passing yards (4,446) and fourth in passing touchdowns (29) in 2017,





while posting a then-career-best 99.3 passer rating. In 2016, Stafford's eight game-winning drives were the most by a quarterback in a season since the 1970 AFL-NFL merger.

Callahan broke into the NFL with the Denver Broncos in 2010 and served in multiple roles for the franchise through 2015. He began as a coaching assistant (2010) before transitioning to offensive quality control coach (2011-12), offensive assistant coach (2013-14) and finally offensive assistant/quarterbacks coach (2015). In 2013, Broncos quarterback Peyton Manning won the Associated Press NFL MVP award after completing a league-record 55 touchdown passes. Callahan's tenure in Denver was capped by the team's victory in Super Bowl 50 following the 2015 campaign.

Before reaching the NFL, Callahan spent time at his alma mater, UCLA,

as a graduate assistant in 2006 and 2007. He then spent two years (2008-09) as the offensive coordinator and quarterbacks coach for Junipero Serra High School in San Mateo, Calif.

As a former walk-on quarterback at UCLA, he appeared in 13 games as a holder on PATs. He earned a bachelor's degree in sociology in 2006 and added a master's in education in 2008.

Born in Champaign, Ill., Callahan attended De La Salle High School in Concord, Calif., where he was a part of the school's national-record 151-game winning streak and a No. 1 national ranking.

He and his wife, Allyson, have a son, Ronan, and a daughter, Norah. He is the son of longtime NFL coach Bill Callahan, the current offensive line coach with the Titans.

BRIAN CALLAHAN'S COACHING TIMELINE

- 2024:** Head Coach – Tennessee Titans
- 2019-23:** Offensive Coordinator – Cincinnati Bengals
- 2018:** Quarterbacks Coach – Oakland Raiders
- 2016-17:** Quarterbacks Coach – Detroit Lions
- 2015:** Offensive Assistant/Quarterbacks Coach – Denver Broncos
- 2013-14:** Offensive Assistant – Denver Broncos
- 2011-12:** Offensive Quality Control – Denver Broncos
- 2010:** Coaching Assistant – Denver Broncos
- 2008-09:** Offensive Coordinator/Quarterbacks Coach – Junipero Serra High School
- 2006-07:** Graduate Assistant – UCLA



COLT ANDERSON

SPECIAL TEAMS COORDINATOR



Colt Anderson is in his first season with the Titans as special teams coordinator. He arrived in Tennessee in 2024 with four years (2020-23) of NFL coaching experience following a nine-year NFL playing career (2009-17) as a safety and special teams standout.

Prior to joining the Titans, Anderson spent four years as an assistant special teams coach with the Cincinnati Bengals alongside head coach Zac Taylor and assistant head coach/special teams coordinator Darrin Simmons. Current Titans head coach Brian Callahan also served on the staff.

In 2023, Cincinnati's special teams units ranked in the NFL's top 10 in several categories: 10th in punt return average (10.2 yards per return), eighth in opponent punt return average (7.0 yards per return), second in opponent kickoff return average (17.0) and fifth in opponent net punting average (40.2 yards per punt).

Additionally, the 2023 Bengals relied on a core of young special teams standouts for significant contributions. Fourth-round pick Charlie Jones was eighth among all qualifiers and second among qualifying rookies with a 10.8-yard punt return average. Sixth-round punter Brad Robbins appeared in all 17 games and placed second among rookies with a 40.3-yard net average. Meanwhile, third-year kicker Evan McPherson made 26 of 31 field goals and all 40 extra point attempts. Through 2023, McPherson's 83.9 career percentage on field goals (78 of 93) ranked third in Bengals history behind Shayne Graham (86.8) and Randy Bullock (84.9).

In 2022, Anderson helped transition rookie long snapper Cal Adomitis and first-year punter Drue Chrisman into primary roles. Adomitis, who took over as the team's long snapper after veteran Clark Harris' season-ending injury in Week 1, delivered 146 long snaps through the entire regular season and playoffs, without an unplayable attempt. Chrisman assumed punting duties midway through the season and averaged 47.8 gross yards on 28 punts, with 13 downed inside the opponents' 20-yard line. Anderson also helped continue to develop McPherson into one of the league's top kickers, as the second-year pro converted 24 of 29 field goal attempts, including a perfect five-for-five mark on attempts of 50 or more yards.

In 2021, Anderson was on the staff that guided McPherson to a PFWA All-Rookie campaign. McPherson led the NFL during the regular season in field goals of 50 or more yards (nine), while also ranking seventh in made extra points (46) and 11th in points scored (130). He was a central piece in the team's postseason run to Super Bowl LVI, going a perfect 20-for-20 on placekicks (14 field goals, six PATs) in four games — the most attempts without a miss in a single postseason in NFL history. Anderson worked with 13th-year punter Kevin Huber, who had 22 punts downed inside the opponents' 20-yard line.

In 2020, Anderson's first season in Cincinnati, he helped oversee a kicking game that ranked sixth in the NFL in average drive start on offense (26.4-yard line), and sixth in average yards allowed per punt return (5.9). Huber posted career highs in both gross (47.2) and net (42.8) punting averages, while wide receiver Alex Erickson ranked fifth leaguewide in average yards per punt return (10.1).

As a player, Anderson was a rotational safety whose impact was felt most on special teams. Over his nine seasons as an NFL player, he spent time with the Minnesota Vikings, Philadelphia Eagles, Indianapolis Colts and Buffalo Bills. He played in 84 career games (seven starts), and recorded 109 tackles, one interception and two forced fumbles on defense, along with 58 stops on special teams.

Anderson's final stop as a player was in Buffalo, where he spent the 2016-17 seasons. Injuries limited him to just seven games over two seasons with the Bills, but he still managed five special teams tackles and when healthy was a core special teams contributor.

Anderson spent the 2014-15 seasons with Indianapolis, where he totaled 16 special teams tackles and a forced fumble. His first NFL game action came with the Philadelphia Eagles, racking up 37 special teams tackles over four seasons (2010-13).

He entered the NFL as a college free agent signee of the Vikings in 2009, spending the majority of his first two seasons on Minnesota's practice squad before being signed to the Eagles' active roster in November 2010.

Anderson played collegiately at the University of Montana. He originally joined the Grizzlies' program as a walk-on safety and went on to become a four-time All-Big Sky performer—three times as a safety and once as a special teams player. As a senior in 2008, he set a school record with 129 tackles.

After his NFL playing career, Anderson spent one season (2019) as a volunteer coach at his alma mater, Butte High School.

Anderson and his wife, Keelie, founded the Colt Anderson Dream Big Foundation, a non-profit focused on implementing "programs and experiences that will involve our youth, getting them excited about investing in their future."

Born Oct. 25, 1985, in Butte, Mont., Anderson holds a degree from the University of Montana in business information systems, and he also earned a teaching certificate in secondary education.

He and his wife have four sons: Cage, Krew, Coye and Kace.

COLT ANDERSON'S COACHING TIMELINE

- 2024:** Special Teams Coordinator – Tennessee Titans
- 2020-23:** Assistant Special Teams – Cincinnati Bengals
- 2019:** Assistant Coach – Butte (Mont.) High School

COLT ANDERSON'S NFL PLAYING TIMELINE

- 2016-17:** Safety – Buffalo Bills
- 2014-15:** Safety – Indianapolis Colts
- 2010-13:** Safety – Philadelphia Eagles
- 2009-10:** Safety – Minnesota Vikings



NICK HOLZ

OFFENSIVE COORDINATOR



Nick Holz is in his first season with the Titans as offensive coordinator. He arrived in Tennessee in 2024 with 11 years of NFL coaching experience and 16 total years of coaching experience.

Holz (pronounced “HOLTS”) joined the Titans after spending the 2023 campaign as the passing game coordinator for the Jacksonville Jaguars. Working in an offense that featured quarterback Trevor Lawrence, Holz helped the unit rank ninth in passing (242.7 yards per game) and 13th in points scored (22.2 points per game). Calvin Ridley posted 1,016 receiving yards and eight touchdowns, while Evan Engram led all NFL tight ends with 114 receptions for 963 yards. Engram’s reception total was the second-best number in the Super Bowl era among all NFL tight ends (116 by Zach Ertz in 2018).

Before his stint in Jacksonville, Holz was the offensive coordinator for UNLV in 2022, which followed 10 campaigns with the Oakland/Las Vegas Raiders (2012-21). With the Raiders, he served in a variety of roles on offense, mostly focused on wide receivers. He served on the staff of three different Raiders head coaches and worked with a notable list of offensive minds, including Greg Knapp, Greg Olson, Bill Musgrave and Jon Gruden.

With Holz employed as Raiders assistant wide receivers coach in 2021, Hunter Renfrow earned Pro Bowl honors after posting career-best numbers with 103 catches for 1,038 yards and nine touchdowns. The team fielded the league’s sixth-ranked passing offense (268.6 yards per game), and the team’s wide receivers averaged 9.1 yards per target to finish fourth in the NFL.

In 2020, Holz helped oversee a position group that posted an NFL-best average of 15.2 yards per reception, the highest average yards per reception by a Raiders wide receiving corps since 2004. He continued to aid in the development of Renfrow, as the second-year receiver recorded then-career highs in receptions (56) and receiving yards (656), while adding two touchdown receptions. Renfrow’s 105 receptions were the third-most by a player through his first two seasons in Raiders history. Newly-acquired Nelson Agholor posted 48 receptions for a career-high 896 receiving yards while tying a career high with eight touchdown receptions. Agholor was second in the NFL with six touchdown receptions of at least 20 yards, including five that were at least 40 yards—tied for fourth. His 18.7 yards per reception marked a career high and finished second in the NFL, while being etched in Raiders lore as the 10th-best all-time mark.

Holz helped guide fifth-round draft pick Renfrow in 2019 as he recorded one of the most productive rookie campaigns in club history. Renfrow recorded the second-most receptions (49) by a rookie in team annals, while his 30 receptions for first downs ranked first among fifth-round draft picks or later in Raiders franchise history. Under Holz, Renfrow became the eighth wide receiver since 2000 to be drafted in the fifth-round or later and record at least 600 receiving yards and four touchdown receptions as a rookie. Holz also aided wide receiver Tyrell Williams, who in his first season with the Silver and Black led the team in receiving touchdowns (six).

In 2018, the Raiders offense featured a 100-yard receiver through the team’s first four contests, marking the first time the club had done so since 2005. Under Holz, veteran Jordy Nelson finished with 63 receptions, 739 yards and three touchdowns. Seth Roberts set career highs with 45 receptions and 494 yards and moved into second place in franchise history for the most touchdowns by an undrafted free agent (13).

Holz was named assistant wide receivers coach in 2017 and helped in

the development of veteran duo Michael Crabtree and Amari Cooper’s continued success. Crabtree led the club’s receivers in receptions (58) and receiving touchdowns (eight) for the second straight year and became the first Raider since Tim Brown to record at least eight touchdowns in three straight years. Cooper totaled 48 receptions for 680 yards and a then-career-high seven touchdowns on the year. Cooper also earned AFC Offensive Player of the Week honors in Week 7 against Kansas City after he totaled 210 receiving yards, the second most in a game in club history.

In 2016, Holz helped Cooper earn his second consecutive Pro Bowl selection. Cooper led the team with 1,153 receiving yards on 83 catches (13.9 avg.) with five touchdowns, becoming the third player in NFL history with at least 1,000 yards and 70 catches in each of his first two seasons. Crabtree recorded his first 1,000-plus yard season since 2012, and led the team with 89 receptions, becoming the third Raider with multiple 85-catch seasons. Crabtree also recorded eight touchdowns, which ranked fourth among AFC receivers.

With Holz’s assistance in 2015, first-round draft pick Cooper set rookie franchise benchmarks for receptions (72), receiving yards (1,070) and 100-yard games (five). His reception total established the NFL record for a wide receiver 21 years old or younger. Holz also helped Crabtree thrive during his first season in Oakland, leading the team with 85 receptions for 922 yards and nine touchdowns.

In 2014, Holz groomed the team’s receiving corps while helping several free-agent acquisitions adapt into productive roles. Andre Holmes set career highs with 47 receptions and 693 yards, and second-year wideout Brice Butler emerged as a deep threat with 21 receptions and two touchdowns.

Holz’s first season in Oakland was 2012, when he served on the staff that helped Rod Streater produce one of the most productive campaigns in recent history among undrafted rookies. His 39 catches tied for the third most among undrafted rookies since 2000 as well as the fourth most by any Raiders rookie. In Holz’s second season with Streater in 2013, the second-year wideout led the offense with 60 catches and 888 yards.

Prior to joining the Raiders, Holz was an assistant at Stanford under head coach Jim Harbaugh (2008-10) and David Shaw (2011). Holz served as an offensive and operations assistant for the Cardinal and helped the team to appearances in the Sun Bowl, Orange Bowl and Fiesta Bowl. As an assistant quarterbacks coach, he helped Andrew Luck earn first-team All-American honors and finish as the runner-up in Heisman Trophy voting two times.

Holz began his collegiate coaching career in 2007 at Nebraska, where he served as offensive quality control coach and video intern for the Cornhuskers under head coach Bill Callahan.

At the University of Colorado, Holz was a three-year letter winner (2004-06) as a wide receiver and holder. He was voted by teammates as the recipient of The Regiment Award, presented annually to the Colorado senior who makes the greatest contribution to the team with the least recognition. He earned a bachelor’s degree in communications.

A native of Danville, Calif., Holz attended De La Salle High School in Concord, Calif., where he was a part of the school’s national-record 151-game winning streak and a No. 1 national ranking. He was named the team’s most inspirational player following the Spartans’ 2002 national championship season.

He is married to Christine.



NICK HOLZ'S COACHING TIMELINE

2024: Offensive Coordinator – Tennessee Titans
2023: Passing Game Coordinator – Jacksonville Jaguars
2022: Offensive Coordinator – UNLV
2021: Assistant Wide Receivers – Las Vegas Raiders
2018-20: Offensive Quality Control – Oakland/Las Vegas Raiders
2017: Assistant Wide Receivers – Oakland Raiders
2014-16: Offensive Quality Control – Oakland Raiders

2012-13: Offensive Assistant – Oakland Raiders
2008-11: Offensive & Operations Assistant – Stanford
2007: Offensive Quality Control – Nebraska

DENNARD WILSON

DEFENSIVE COORDINATOR



Dennard Wilson is in his first season with the Titans as defensive coordinator. He arrived in Tennessee with 12 years of NFL coaching experience, including nine seasons leading defensive back units.

Prior to joining the Titans, Wilson spent the 2023 campaign as the defensive backs coach with the Baltimore Ravens, working with head coach John Harbaugh and defensive coordinator Mike Macdonald. The Ravens defense ranked first in points allowed (16.5 per game), sixth overall (301.4 yards allowed per game), sixth in pass defense (191.9 yards per game), seventh in third-down percentage (36.4), first in sacks (60) and third in interceptions (18). Second-year safety Kyle Hamilton earned All-Pro and Pro Bowl honors after totaling 75 tackles, three sacks and four interceptions.

Before he joined the Ravens, Wilson spent two seasons with the Philadelphia Eagles, where he served as defensive passing game coordinator/defensive backs (2022) and a defensive backs coach (2021). In 2022, his defensive backs led the way as the Eagles ranked first in the NFL in pass defense (179.8 yards per game), third in opposing quarterback rating (81.6) and had the fourth-most takeaways (17 interceptions and 10 fumble recoveries) en route to an appearance in Super Bowl LVII. James Bradberry and Pro Bowler Darius Slay were the only cornerback tandem to each produce 14 passes defended and three interceptions. Bradberry, a second-team All-Pro, posted the NFL's third-lowest passer rating allowed (55.9) and the third-most passes defended (17) among players targeted at least 50 times.

In 2021, Slay was named to the Pro Bowl after pacing the team with nine passes defended, five takeaways (three interceptions and two fumble recoveries) and an NFL-best three defensive touchdowns. Avonte Maddox finished the season as the only NFL cornerback with at least five tackles for loss and multiple forced fumbles (two). Philadelphia tied New England for the NFL's second-fewest completions of 20-plus yards allowed and ranked 11th in pass defense (220.9 yards per game).

Wilson spent four total seasons (2017-20) with the New York Jets—initially as defensive backs coach (2017-18) and then passing game coordinator/defensive backs (2019-20). While there he oversaw the development of safeties Jamal Adams and Marcus Maye. Adams earned three Pro Bowl nods and first team All-Pro honors during their time together.

In 2020, Maye enjoyed a career year that saw him record single-season highs in all major defensive categories, including tackles (88), tackles for loss (four), sacks (two), interceptions (two), forced fumbles (two) and passes defended (11).

In 2019, the Jets fielded the NFL's seventh-ranked overall defense (323.1 yards per game), while Wilson continued to oversee the development of

Adams, who was voted the Curtis Martin Team MVP by his teammates for the second-straight year and earned first-team All-Pro and Pro Bowl honors. Adams led all NFL defensive backs with a then-career-high 6.5 sacks.

In 2018, the Jets finished eighth in opponent completion percentage (63.1) and sixth in opponent third-down conversion percentage on pass attempts (31.6). Wilson coached Adams to his first-career Pro Bowl nod, following a season in which the safety posted a career-best 115 tackles (86 solo), which ranked third among defensive backs. Adams' totals also included 3.5 sacks, one interception and 12 passes defended.

In 2017, Wilson helped integrate the Jets' first- and second-round picks, Adams and Maye, who became the first pair of rookie safeties in league history to start all 16 games. Adams earned PFWA All-Rookie honors, and the Jets' 59.0 percent opponent completion rate ranked eighth.

Wilson's initial NFL coaching job was with the St. Louis/Los Angeles Rams under head coach Jeff Fisher. He began his tenure with the Rams as a defensive quality control coach (2012-14) and then spent two years as the defensive backs coach (2015-16).

In 2016, Wilson mentored a group of defensive backs that helped the Rams post the ninth overall defense (337.0 yards per game) and third-down defense (37.3 percent).

In 2015, Wilson led a defensive back unit that helped the Rams defense rank sixth in third-down percentage (34.7) and second in red-zone efficiency (41.7 percent).

Wilson broke into the NFL in player personnel. From 2008 to 2011, he was employed by the Chicago Bears as a pro scout.

He originally entered coaching as a defensive backs coach and passing game coordinator for his high school alma mater, DeMatha Catholic (Md.) from 2004 to 2006. He then went to his college alma mater, the University of Maryland, as a graduate assistant (2007-08).

The Upper Marlboro, Md., native was a three-year starter and team captain as a corner and safety at Maryland. He appeared in 42 total collegiate games with 30 starts from 2000 to 2003, totaling 158 career tackles for the Terrapins. As a senior captain in 2003, he was an honorable mention All-ACC performer after leading the Terrapins with 12 passes defended. In 2001, he was part of the school's ACC Championship squad. He earned a degree in communications from Maryland.

Wilson entered the NFL in 2004 as a rookie free agent with Washington. He landed on the team's practice squad before suffering a season-ending



injury.

He and his wife, Taihitia, have a daughter, Riley, and a son, Reece.

DENNARD WILSON'S COACHING TIMELINE

- 2024:** Defensive Coordinator – Tennessee Titans
- 2023:** Defensive Backs – Baltimore Ravens
- 2022:** Defensive Passing Game Coordinator/Defensive Backs – Philadelphia Eagles
- 2021:** Defensive Backs – Philadelphia Eagles
- 2019-20:** Passing Game Coordinator/Defensive Backs – New York Jets

- 2017-18:** Defensive Backs – New York Jets
- 2015-16:** Defensive Backs – St. Louis/Los Angeles Rams
- 2012-14:** Defensive Quality Control – St. Louis Rams
- 2008-11:** Pro Scout – Chicago Bears
- 2007-08:** Graduate Assistant – University of Maryland
- 2004-06:** Defensive Backs/Passing Game Coordinator – DeMatha Catholic (Md.) High School

BRIAN BELL

ASSISTANT DIRECTOR, SPORTS PERFORMANCE



Brian Bell is in his 10th season coaching in the NFL and his seventh season with the Titans. After joining the Titans in 2018 as a strength and conditioning assistant, he was named sports performance coordinator in 2022 and then promoted to his current title of assistant director of sports performance in 2023.

During his first nine NFL seasons, Bell was a part of five playoff teams and four division winners.

In 2021, Bell was on a coaching staff that earned its third consecutive playoff appearance. The Titans won their second straight AFC South title, compiling a 12-5 record during a season in which they used an NFL-record 91 total players. In 2020, the Titans went 11-5 to win their division for the first time since 2008. The 2019 Titans advanced to the AFC Championship Game for the first time since 2002.

Prior to joining the Titans, Bell spent three seasons with the Houston Texans as assistant strength and conditioning coach. He was a member of back-to-back AFC South division championships in his first two campaigns in Houston.

Bell was an assistant strength and conditioning coach at Penn State from 2012 to 2013.

Prior to accepting his position with the Texans, Bell was co-owner of The Athletic Factory, a sports performance center in Bowie, Md. From 2011 to 2012, he served as the head football strength and conditioning coach at his high school alma mater, DeMatha Catholic, in Hyattsville, Md.

Bell was a tight end and fullback at Kent State from 2002 to 2006. In 2007, Bell signed with the Washington Commanders as an undrafted free agent and served on the team's practice squad.

He and his wife, Crystal, have two daughters, Logan and Parker, and a son, Brian Jr.

BRIAN BELL'S COACHING TIMELINE

- 2023-24:** Assistant Director of Sports Performance – Tennessee Titans
- 2022:** Sports Performance Coordinator – Tennessee Titans
- 2018-21:** Strength and Conditioning Assistant – Tennessee Titans
- 2015-17:** Assistant Strength and Conditioning – Houston Texans
- 2012-13:** Assistant Strength and Conditioning – Penn State
- 2011-12:** Head Strength and Conditioning – DeMatha Catholic High School

BRIAN BELL'S NFL PLAYING TIMELINE

- 2007:** Tight End – Washington Commanders

BEN BLOOM

OUTSIDE LINEBACKERS



Ben Bloom is in his 16th year coaching in the NFL and his first season with the Titans. He was hired by Tennessee in 2024 as outside linebackers coach after spending the previous four campaigns with the Cleveland Browns.

During his most recent stint with the Browns, Bloom served as senior defensive assistant in 2020, run game coordinator in 2021 and 2022, and defensive line coach in 2023. He broke into the NFL with the Browns from 2009 to 2010 and then worked nine seasons on the Dallas Cowboys staff (2011-19) before heading back to Cleveland.

In 2023, Bloom worked with Browns defensive end Myles Garrett, who was named the AP Defensive Player of the Year after leading the Browns and tying for seventh in the NFL with 14 sacks. As a unit, the Browns led the NFL in total defense (270.2 opponent yards per game), passing defense (164.7) and third-down defense (29.1 percent).

Garrett was named to the Pro Bowl every season from 2020 to 2023 and was named to the AP All-Pro first team in 2020, 2021 and 2023. He garnered second-team honors in 2022. His 16 sacks in 2021 established the franchise record, and he matched the mark during the following campaign.

In 2021, the Browns finished fifth in the NFL in total defense, allowing 311.5 yards per contest. It was the third time since 1970 the team finished in the top-five and the club's highest finish since 1987.

In 2020, the Browns finished ninth in the league in run defense (110.8 opponent rushing yards per game), a dramatic improvement from 30th place in 2019.

Bloom was the linebackers coach for the Cowboys in his final two seasons with the organization (2018-19) and was instrumental in a pair of young standouts earning Pro Bowl honors. In 2018, he helped develop first-rounder Leighton Vander Esch, who became the first rookie linebacker in Cowboys history to be named to the Pro Bowl after leading the defense with a franchise-rookie-record 176 tackles. Vander Esch added second-team AP All-Pro honors. Then, in 2019, linebacker Jaylon Smith was selected to his first career Pro Bowl after leading Dallas with a career-high 142 tackles.

In 2016 and 2017, Bloom served on the Cowboys staff as the club's assistant coach/special projects. He advised the head coach on the game plan, personnel group strategies, film and statistical analysis, game management and situational football strategy.

Coaching defensive ends in 2015, Bloom helped DeMarcus Lawrence pace the Cowboys with eight sacks while finishing second on the defense with 31 pressures. Along with Greg Hardy's six sacks, the pass rushing duo accounted for 14 of the club's 31 sacks on the year.

With Bloom working as assistant defensive line/defensive ends coach for the Cowboys in 2014, Jeremy Mincey led the club with six sacks and 39 quarterback pressures.

Bloom initially joined the Cowboys staff in 2011 as defensive quality control/assistant linebackers coach, working alongside linebackers coach Matt Eberflus. He served in that capacity through 2013. DeMarcus Ware and Anthony Spencer earned Pro Bowl berths in 2012 with 11.5 and 11.0 sacks, respectively. Ware also garnered Pro Bowl and first-team All-Pro recognition in 2011 and second-team All-Pro honors in 2012.

In 2009, Bloom's first season with the Browns, he was an assistant in team operations and quality control. He then moved to a defensive assistant role in 2010.

Prior to entering the NFL, Bloom spent four years in the college coaching ranks, lastly as the assistant defensive line coach at Harvard University in 2008. That followed three years (2005-07) as defensive line/graduate assistant at Tufts University, where he earned a bachelor's degree in history in 2005 and master's in education in 2008.

A native of Wellesley, Mass., Bloom was a three-year letter winner on the Tufts offensive line.


He and his wife, Eliot, have a son, Bern, and two daughters, Georgia and Edie.

BEN BLOOM'S COACHING TIMELINE

- 2024:** Outside Linebackers – Tennessee Titans
- 2023:** Defensive Line – Cleveland Browns
- 2021-22:** Run Game Coordinator – Cleveland Browns
- 2020:** Senior Defensive Assistant – Cleveland Browns
- 2018-19:** Linebackers – Dallas Cowboys
- 2016-17:** Assistant Coach/Special Projects – Dallas Cowboys
- 2015:** Defensive Ends – Dallas Cowboys
- 2014:** Assistant Defensive Line/Defensive Ends – Dallas Cowboys
- 2011-13:** Defensive Quality Control/Assistant Linebackers – Dallas Cowboys
- 2010:** Defensive Quality Control – Cleveland Browns
- 2009:** Team Operations Assistant/Quality Control Coach – Cleveland Browns
- 2008:** Assistant Defensive Line – Harvard University
- 2005-07:** Defensive Line/Graduate Assistant – Tufts University

FRANK BUSH

LINEBACKERS



Frank Bush is in his 40th overall NFL season as a player (1985-86), scout (1987-91) and coach (1992-present). He rejoined the Titans as linebackers coach in 2024, beginning his third coaching stint with the franchise that also drafted him as a player in 1985.

Bush spent the previous three seasons coaching linebackers with the Atlanta Falcons (2021-23). In his final season there, his platoon was part of an overall unit that ranked eighth in passing defense (202.9 opponent yards per game), third in third-down efficiency (33.8 percent) and fourth in red-zone efficiency (45.3 touchdown percent). Kaden Elliss logged a career-high 17 starts and placed second on the squad with a career-high 122 tackles.

In 2022, Atlanta's defense led the league in fewest penalties per game (1.06) and limited opponents to the second-fewest second half points per game, allowing an average of only 7.9 points after halftime. Under Bush's guidance, Rashaan Evans (159) and Mykal Walker (107) both set single-season career highs for total tackles. In Evans' first season with Atlanta, he finished with the sixth-most total tackles in the NFL and had double-digit tackles in a career-high eight games.

In 2021, Bush's first season coaching linebackers in Atlanta, Foye Oluokun finished with a league-leading 192 tackles, the most by any player in a single season since at least 2000. His 12 games with double-digit tackles were the most by a Falcon in a single season since 2000. Oluokun also tied for the team lead with three interceptions.

Prior to joining Atlanta's staff, Bush spent two seasons (2019-20) with the New York Jets as assistant head coach defense/linebackers coach and was promoted to defensive coordinator for the final four games of the 2020 season. Bush's defense held the Rams and Browns offenses to 20 and 16 points, respectively, leading to the Jets' only two wins of the season. From his linebacker corps in 2020, Neville Hewitt led the team with 131 tackles (89 solo), including six for a loss, four passes defended and one forced fumble.

Prior to joining the Jets, Bush served two seasons with the Dolphins as the team's assistant head coach/linebackers coach (2017-18). During the 2018 campaign, linebacker Kiko Alonso finished tied for 10th in the league in total tackles (125) after finishing 13th a season earlier.

Bush spent four years as the linebackers coach with the Rams in St. Louis (2013-15) and Los Angeles (2016). He helped Alec Ogletree finish ninth among all NFL linebackers in total tackles (408) in just 52 games played in that span, while James Laurinaitis (335) finished 20th in just 48 games (2013-15). Ogletree's 11 forced fumbles were tied for the fourth-most among all linebackers in that period, while his five interceptions ranked tied for eighth and his 33 passes defended were tied for second-most. Additionally, Bush helped Mark Barron, selected seventh overall in 2012 as a safety, switch to linebacker in the middle of the 2015 season. That season, Barron finished with 117 tackles, which ranked second on the team.

Returning to the Oilers/Titans organization in 2011, Bush spent two seasons in Tennessee (2011-12) and helped a trio of young linebackers—Akeem Ayers, Colin McCarthy and Zach Brown—earn starting roles. In 2011, Ayers, a second-round pick, became the first Titans rookie defender to start all 16 games since 2002. Ayers followed his rookie performance by leading the club in tackles during his second year (110) while also ranking second with six sacks. McCarthy, a fourth-rounder in 2011, led the defense in tackles for loss as a rookie (eight) and was named a team captain in

his second campaign. Brown, a second-round selection in 2012, was the only player to finish among the top five 2012 rookies in interceptions (three interceptions tied for fourth) and sacks (5.5 sacks tied for fifth).

Bush spent four seasons with the Texans, the first two as a senior defensive assistant (2007-08), working primarily with the defensive line, before serving as the team's defensive coordinator (2009-10). During his time in Houston, he saw the emergence of defensive end Mario Williams and linebackers DeMeco Ryans and Brian Cushing as Pro Bowl players, with Cushing earning Defensive Rookie of the Year honors in 2009.

Before joining the Texans, Bush spent three seasons (2004-06) with Arizona as the linebackers coach, adding the assistant head coach title in 2006. While he was with the Cardinals, Karlos Dansby, a second-round rookie in 2004, produced three-year totals of 222 tackles, 17.0 sacks, five forced fumbles and four interceptions, including two returned for touchdowns. In that span, he was one of only four players to produce at least 200 tackles, 15.0 sacks, five forced fumbles and four interceptions and the only one to score multiple touchdowns.

In his time with Denver (1995-2003), Bush earned two Super Bowl rings (XXXII and XXXIII), serving several different roles, including special teams coach (2001-03), secondary/nickel coach (2000) and linebackers coach (1995-99).

A three-year starter at North Carolina State, he was selected in the fifth round by the Oilers in the 1985 NFL Draft. A starter at linebacker as a rookie, Bush earned All-Rookie honors before an injury in his second season and subsequent diagnosis of a narrow spinal canal forced an early end to his playing career.

Following his on-field career with Houston, he joined the team as a college scout for five seasons (1987-91) before transitioning to the coaching staff, initially as the team's linebackers coach (1992) and then as the defensive quality control/linebackers coach (1993-94).

Bush was born in Athens, Ga., and is married to Stephanie.

FRANK BUSH'S COACHING TIMELINE

- 2024:** Linebackers – Tennessee Titans
- 2021-23:** Linebackers – Atlanta Falcons
- 2019-20:** Assistant Head Coach Defense/Linebackers – New York Jets
- 2017-18:** Assistant Head Coach/Linebackers – Miami Dolphins
- 2013-16:** Linebackers – St. Louis/Los Angeles Rams
- 2011-12:** Linebackers – Tennessee Titans
- 2009-10:** Defensive Coordinator – Houston Texans
- 2007-08:** Senior Defensive Assistant – Houston Texans
- 2006:** Assistant Head Coach/Linebackers – Arizona Cardinals
- 2004-05:** Linebackers – Arizona Cardinals
- 2001-03:** Special Teams – Denver Broncos
- 2000:** Secondary/Nickel – Denver Broncos
- 1995-99:** Linebackers – Denver Broncos
- 1993-94:** Defensive Quality Control/Linebackers – Houston Oilers
- 1992:** Linebackers – Houston Oilers
- 1987-91:** College Scout – Houston Oilers

FRANK BUSH'S NFL PLAYING TIMELINE

- 1985-86: Linebacker – Houston Oilers



KYLAN BUTLER

OFFENSIVE ASSISTANT



Kylan Butler is in his fourth season with the Titans. He initially arrived in Tennessee for the 2021 season as part of the NFL Bill Walsh Diversity Coaching Fellowship and earned a full-time role in 2022. He previously spent seven years coaching at the collegiate level.

In 2023, Butler was part of an offensive coaching staff that helped Derrick Henry rank second in the NFL with 1,167 rushing yards, resulting in his second consecutive Pro Bowl appearance. Wide receiver DeAndre Hopkins registered the seventh season in franchise history in which a player recorded at least 75 receptions, 1,000 receiving yards (1,057) and seven receiving touchdowns. Meanwhile, quarterback Will Levis, running back Tyjae Spears and left guard Peter Skoronski headlined a rookie class that led the NFL in offensive snaps by rookies from Week 8 through the end of the regular season (2,072).

In 2022, Henry ranked second in the NFL with 1,538 rushing yards, and quarterback Ryan Tannehill's 94.6 passer rating was the 11th best in the league. As an offense, the Titans ranked sixth in the NFL in red-zone efficiency (64.3 percent) and first in goal-to-go efficiency (93.8 percent).

The 2021 Titans ranked fifth in rushing offense (141.4 yards per game) despite missing Henry for nine games due to injury. The offense also ranked eighth on third down (43.6 percent), fifth in the red zone (63.9 percent) and first in goal-to-go efficiency (87.5 percent).

Prior to his arrival in Tennessee, Butler spent two seasons coaching wide receivers at Morehead State University. He also served as co-special teams coordinator in 2019 and was promoted to associate head coach for 2020-21.

After Morehead State's fall 2020 season was postponed due to the COVID-19 pandemic, the team played in the spring of 2021. Butler helped wide receiver BJ Byrd earn unanimous first-team All-Pioneer League honors as the senior finished as the conference's leader with eight touchdown receptions.

Butler spent two years at Glenville (W.Va.) State College, first as running backs coach in 2017 and then as offensive coordinator/wide receivers

coach in 2018.

Butler began his coaching career at his alma mater, the University of Arizona, breaking in with Rich Rodriguez's staff in 2014 and spending three total seasons as an offensive graduate assistant. He worked with the receivers while assisting with all facets of the offense and recruiting as a part of two bowl teams and one division championship team (2014).

A native of Antioch, Calif., he won a state championship at De La Salle High School prior to his career at Arizona. Butler appeared in 35 career games as a running back and on special teams for the Wildcats. He played on four bowl teams and was a founding member and vice president of Arizona's chapter of Uplifting Athletes, an organization dedicated to raising funds and awareness in support of the rare disease community. He also served as a member of Arizona's student-athlete advisory committee.

Butler earned his bachelor's degree in social behavior and human understanding in May 2013 and earned his master's in educational psychology in December 2016.


He and his wife, Brianna, have a daughter, Morgan.

KYLAN BUTLER'S COACHING TIMELINE

- 2021-24:** Offensive Assistant – Tennessee Titans
- 2020:** Associate Head Coach/Wide Receivers – Morehead State
- 2019:** Wide Receivers /Co-Special Teams Coordinator – Morehead State
- 2018:** Offensive Coordinator/Wide Receivers – Glenville State
- 2017:** Running Backs – Glenville State
- 2014-16:** Offensive Graduate Assistant – University of Arizona

BILL CALLAHAN

OFFENSIVE LINE



Bill Callahan was hired by the Titans as offensive line coach in 2024. He arrived in Tennessee with 46 years of coaching experience, including 25 years in the NFL.

Callahan spent a total of six seasons as a head coach with the Oakland Raiders (2002-03) and the University of Nebraska (2004-07), in addition to part of one season as an interim head coach with the Washington Commanders (2019).

During his time in the NFL, Callahan has spent 22 seasons coaching offensive lines and seven years as an offensive coordinator. His teams have gone to the playoffs 11 times, totaling 22 career postseason contests. He has helped his side of the ball finish with the top ranked rushing offense in 2000 (Raiders) and 2009 (Jets), as well as the No. 1 ranked passing offense in 2002 (Raiders). He has served on teams that finished in the top five in the NFL in rushing or passing 13 times. In the process, 14 offensive linemen under his tutelage have been selected to a total of 35 Pro Bowls.

When he joined the Titans, it marked the first time that he and his son, Titans head coach Brian Callahan, were employed by the same organization.

Callahan was recognized by the Professional Football Writers of America (PFWA) as one of two winners of the 2024 Paul “Dr. Z” Zimmerman Award, sharing the honors with Steve Spagnuolo. The award is given annually for lifetime achievement as an assistant coach in the NFL.

Prior to working with the Titans, Bill Callahan spent four years as the offensive line coach for the Cleveland Browns (2020-23). During that span, the Browns qualified for the playoffs twice and ranked third in the NFL with an average of 139.6 rushing yards per game. The team’s 4.61-yard rushing average ranked sixth during that period.

In 2023, Browns guard Joel Bitonio was voted to his fourth consecutive Pro Bowl under Callahan’s mentorship (his sixth consecutive Pro Bowl overall). Cleveland tied for the league’s 10th-best scoring offense with an average of 23.9 points per game despite being the first team since Atlanta, Kansas City and New England during the strike season of 1987 to use five different starting quarterbacks.

In 2022, the Browns recorded the third-highest rushing total in club history with 2,490 yards. Running back Nick Chubb finished third in the NFL with 1,525 rushing yards, and Bitonio and Wyatt Teller were named to the Pro Bowl. Bitonio also garnered AP first-team All-Pro honors for the second consecutive season.

In 2021, Callahan helped the Browns lead the NFL with an average of 5.09 yards per rushing attempt, the highest mark by a Browns team since 1966. The offensive line opened holes for Chubb, who finished second in the league with 1,259 rushing yards. Bitonio and Teller earned Pro Bowl honors, marking the first time a pair of Browns guards made the Pro Bowl in the same season since 1967. In addition, Bitonio was an AP first-team All-Pro honoree and Teller was named to the second team.

During his first season with the Browns, Callahan helped the club finish third in the league in rushing with an average of 148.4 yards per game—the team’s best average since 1978. Right tackle Jack Conklin earned first-team AP All-Pro honors, while Bitonio and Teller earned second-team honors. Bitonio was also selected to the Pro Bowl, while first-round left

tackle Jedrick Wills Jr. was voted the NFL Pepsi Zero Sugar Rookie of the Week for Week 10, becoming just the fourth offensive lineman to win the award since its inception in 2002 and first since 2013.

Callahan was on Washington’s coaching staff from 2015 to 2019, working mostly with the offensive line and serving as interim head coach for the final 11 games in 2019. Guard Brandon Scherff was named to the Pro Bowl in 2019, giving him three such appearances in five seasons with Callahan.

In 2018, Callahan helped to steady a Washington offensive line that lost four of its five Week 1 starters for extended periods of time during the season. The unit aided running back Adrian Peterson in becoming the first Washington running back to rush for 1,000-plus yards in a single season since 2014. Tackle Trent Williams was also selected to his fourth consecutive Pro Bowl under Callahan.

In 2017, injuries forced Washington to use a total of 36 unique groups of offensive linemen (including seven different combinations of six-lineman groupings), as well as eight different starting lineups along the offensive front. In total, Callahan coached 28 different offensive linemen during the 2017 calendar year, including players on the offseason roster and on the practice squad. Among the newcomers Callahan developed were rookies Chase Roullier and Tyler Catalina, the former of whom blossomed from a sixth-round pick into a seven-game starter at center and the latter of whom performed at multiple positions after making the team as a college free agent. Scherff and Williams became the franchise’s first offensive line duo to be named to the Pro Bowl in consecutive seasons since Russ Grimm and Joe Jacoby earned four straight selections from 1983 to 1986.

In the team’s first two seasons under Callahan, Washington allowed 50 total sacks after allowing 58 sacks in the 2014 season alone. The 2016 squad set single-season team records in yards per game (403.4), yards per play (6.40), net passing yards (4,758), completions (407), passing first downs (226) and 500-yard games (three). Their 23 sacks allowed in 2016 was the fourth-fewest in the NFL and tied for the seventh-fewest for the franchise since 1982. The selections of Scherff and Williams to the Pro Bowl marked the first time the team had multiple offensive linemen earn the honor in the same season since tackle Jim Lachey and guard Mark Schlereth in 1991.

In his first year in Washington, Callahan helped the team capture the NFC East title while recording the largest year-over-year decline in sacks allowed in team history. A year after allowing 58 sacks in 2014, Washington held opponents to 27 sacks in 2015. The performance of the line as a unit helped garner Pro Bowl honors for Williams and PFWA All-Rookie honors for Scherff.

Prior to his time with Washington, Callahan served as offensive coordinator/offensive line coach for the Dallas Cowboys from 2012 to 2014 and helped guide the franchise to its first NFC East title since 2009 in his final season. In 2014, the Cowboys finished second in the NFL in rushing (147.1 yards per game) with running back DeMarco Murray leading the league in rushing and setting a Dallas franchise record with 1,845 yards. Callahan had two offensive linemen—tackle Tyron Smith and guard Zack Martin—named to the 2014 AP All-Pro team and had another—center Travis Frederick—selected with Smith and Martin to the Pro Bowl.

Callahan served as assistant head coach/offensive line coach of the New York Jets from 2008 to 2011, during which time the Jets offense ranked



second in the NFL in rushing yards per game (137.9). Meanwhile, the Jets appeared in consecutive AFC Championship games in 2009 and 2010. In his four seasons with the organization, Callahan coached three offensive linemen to nine total Pro Bowl appearances: four by Nick Mangold, three by D'Brickashaw Ferguson and two by Alan Faneca. Mangold earned AP All-Pro honors in 2009 and 2010.

Prior to his time in New York, Callahan served as head coach at the University of Nebraska from 2004 to 2007. He led the Cornhuskers to a Big 12 Conference Championship Game appearance in 2006 and two bowl invitations in his four seasons.

Callahan spent six seasons with the Oakland Raiders from 1998 to 2003, first serving as offensive coordinator for four years before becoming the 13th head coach in Raiders history in 2002. The 2002 squad set a franchise record for total offense with an NFL-best 6,237 yards and led the NFL in passing yards (4,689) en route to an appearance in Super Bowl XXXVII. He became the fourth rookie head coach in NFL history to earn a Super Bowl berth.

Callahan's first NFL experience was coaching the offensive line with the Philadelphia Eagles from 1995 to 1997. His group helped the Eagles rank second in the NFC in passing, fifth in rushing and third in total offense in 1997.

Prior to joining the Eagles, Callahan accrued 15 seasons of collegiate coaching experience in various capacities at Illinois (1980-86), Northern Arizona (1987-88), Southern Illinois (1989) and Wisconsin (1990-94).

As a student athlete, Callahan started at quarterback for three seasons (1975-77) at Illinois Benedictine (Lisle, Ill.), where he earned honorable-mention All-America honors in 1976 and 1977 and graduated with a bachelor's degree in physical education in 1978. In 2004, he was inducted

into the Benedictine University Athletics Hall of Fame.

Callahan was born in Chicago and attended Mendel Catholic High School. He is a member of the Chicago Catholic League Hall of Fame as well as the Mendel Catholic High School Hall of Fame.

He and his wife, Valerie, have four children: daughters Cathryn and Jaclyn, and sons Brian and Daniel.

BILL CALLAHAN'S COACHING TIMELINE

- 2024:** Offensive Line – Tennessee Titans
- 2020-23:** Offensive Line – Cleveland Browns
- 2019:** Interim Head Coach (11 Games) – Washington Commanders
- 2017-19:** Assistant Head Coach/Offensive Line – Washington Commanders
- 2015-16:** Offensive Line – Washington Commanders
- 2012-14:** Offensive Coordinator/Offensive Line – Dallas Cowboys
- 2008-11:** Assistant Head Coach/Offensive Line – New York Jets
- 2004-07:** Head Coach – University of Nebraska
- 2002-03:** Head Coach – Oakland Raiders
- 1999-01:** Offensive Coordinator/Offensive Line – Oakland Raiders
- 1998:** Offensive Coordinator/Tight Ends – Oakland Raiders
- 1995-97:** Offensive Line – Philadelphia Eagles
- 1990-94:** Offensive Line – University of Wisconsin
- 1989:** Offensive Coordinator – Southern Illinois University
- 1987-88:** Offensive Line – Northern Arizona University
- 1986:** Quarterbacks – University of Illinois
- 1984-85:** Offensive Line – University of Illinois
- 1982-83:** Special Teams/Tight Ends – University of Illinois
- 1980-81:** Associate Coach – University of Illinois
- 1979:** Assistant Coach – De La Salle (Ill.) High School
- 1978:** Assistant Coach – Oak Lawn (Ill.) High School

STEVE DONATELL

DEFENSIVE ASSISTANT



Steve Donatell is in his first season with the Titans and his third season coaching in the NFL. He was hired by Tennessee during the 2024 offseason after spending one campaign with the Miami Dolphins as a defensive assistant.

During the 2023 season, Donatell was part of a staff that helped the Dolphins finish the season with a No. 10 overall defensive ranking (318.3 opponent yards per game) and a ranking of seventh against the run (97.1). The Dolphins' 56 sacks amounted to the third-highest mark in the league. Additionally, the defense's 27 takeaways tied for eighth place and included at least one takeaway in each of their final 12 games, including their postseason contest.

Donatell began his NFL coaching career with the Minnesota Vikings in 2022. He served as a defensive quality control assistant while his father, Ed Donatell, was the club's defensive coordinator. The Vikings tied for eighth in the NFL in takeaways (25) and tied for 10th in interceptions (15).

Prior to Minnesota, Donatell was in the college coaching ranks for four years, most recently as a defensive quality control analyst at Stanford University for three seasons (2019-21) under head coach David Shaw.

Donatell's first coaching job was in 2018 at the University of Tennessee at Chattanooga, where he coached outside linebackers. UTC finished second in the Southern Conference and 14th in the FCS in scoring defense, allowing 21.0 points per game. The Mocs were also third in the

SoCon in total defense at 362.7 yards allowed per contest.

As a player, Donatell began his collegiate career at Wake Forest playing linebacker and tight end. He earned ACC Academic All-Conference honors as a senior in 2015 and graduated with a degree in communications. In 2016, he was a graduate transfer tight end at Western Kentucky University.

A native of Lone Tree, Colo., Donatell was a four-sport letterman in football, basketball, track and baseball at Highlands Ranch High School. Donatell played quarterback, throwing for 1,686 yards and 23 touchdowns in his senior year. He was also the punter and earned first-team All-Colorado honors.

His father, Ed Donatell, is a longtime defensive coordinator who began coaching in the NFL in 1990. Steve's brother, Tom, is the defensive backs coach for the Washington Commanders.

He is married to Ariel.

STEVE DONATELL'S COACHING TIMELINE

- 2024:** Defensive Assistant – Tennessee Titans
- 2023:** Defensive Assistant – Miami Dolphins
- 2022:** Defensive Quality Control – Minnesota Vikings
- 2019-21:** Defensive Assistant – Stanford University
- 2018:** Outside Linebackers – University of Tennessee at Chattanooga

SCOTT FUCHS

ASSISTANT OFFENSIVE LINE



Scott Fuchs is in his first season with the Titans. He was hired by Tennessee in 2024 as assistant offensive line coach after spending 30 seasons coaching at the collegiate level.

Fuchs has coached offensive lines every year since 2000. During his eight seasons prior to jumping to the NFL level, his teams went to a total of six bowl games: 2016 and 2017 at Wyoming; 2019 and 2020 at Buffalo; and 2022 and 2023 at Kansas.

Fuchs (pronunciation rhymes with "books") arrived in Tennessee after serving on the University of Kansas coaching staff from 2021 to 2023. During his time with the Jayhawks, his pupils earned a total of seven All-Big 12 selections, including Dominick Puni, who was a two-time All-Big 12 selection and earned first team honors in 2023. Center Mike Novitsky earned All-Big 12 honors in each of his three seasons at Kansas, while Earl Bostick Jr. was a two-time All-Big 12 selection before signing with the

Dallas Cowboys following the 2023 NFL Draft.

In 2023, Kansas finished 8-4 to secure a winning record for the first time since 2008. The Jayhawks garnered a second consecutive bowl berth (Guaranteed Rate Bowl) for only the second time in program history. The offensive line paved the way for the No. 4 rushing offense in the Big 12 as the Jayhawks ran for an average of 211.3 yards per game and a league-leading 31 touchdowns. KU allowed only 15 sacks, which ranked fourth in the conference.

In 2022, Fuchs assisted as the Jayhawks qualified for a bowl game (AutoZone Liberty Bowl) for the first time since 2008 and reached the Associated Press Top 25 for the first time since 2009. The offensive line helped pave the way for the third-highest scoring offense in school history as the Jayhawks scored 35.6 points per game. Three of his players earned All-Big 12 honors, led by Novitsky, who earned second team accolades.



Bostick and Puni both received honorable mention from the conference.

Prior to joining the Jayhawks staff, Fuchs spent two years (2019-20) at Buffalo. In each season under Fuchs, the Bulls were semifinalists for the Joe Moore Award, given annually to the best offensive line unit in the nation.

In 2020, Buffalo ranked second in the nation in rushing yards per game (287.4) and allowed only one sack on the season, which tied for the fewest in the country. Three of the Bulls' starting offensive linemen were named All-MAC, including Kayode Awosika, who in 2021 signed an NFL free agent contract to play for the Philadelphia Eagles. Awosika was second-team All-American by the Football Writers Association of America (FWAA). Fuchs was named one of five finalists for the 2020 FootballScoop Offensive Line Coach of the Year Award and was nominated for the 2020 Broyles Award, given to the top assistant coach in college football.

Prior to Buffalo, Fuchs spent five seasons (2014-18) at Wyoming, where he helped develop All-American center Chase Roullier, who later went on to a pro career as a starter for the Washington Commanders. Fuchs helped design a blocking scheme for running back Brian Hill, who rushed for a school-record 4,287 yards over his career. In 2016, Fuchs helped coach the Cowboy offense to average 35.9 points per game, which ranked second in the Mountain West and No. 25 in the nation.

Fuchs coached the offensive line at his alma mater, North Dakota State, from 2009 to 2013. He helped lead the Bison to a 43-2 record and three national titles between 2011 and 2013. In 2012 and 2013, Fuchs coached consensus first-team All-America offensive tackle Billy Turner, who was selected in the third round of the 2014 NFL Draft by the Miami Dolphins.

Prior to returning to his alma mater, Fuchs coached at Southern Illinois in 2008. That team tied for the conference title and advanced to the first round of the FCS Playoffs. He also coached at Grand Valley State (2007), Nebraska-Omaha (2003-06), Minnesota-Crookston (2000-02), Wisconsin-

Eau Claire (1999) and Valley City State (1997-98). The only school Fuchs did not coach the offensive line was his one season at Wisconsin-Eau Claire, when he coached the defensive line.

As a student athlete at North Dakota State, Fuchs was named to the 1993 Kodak/American Football Coaches Association first-team All-America squad as a senior offensive guard. NDSU won three consecutive North Central Conference rushing titles during his three years as a starter. Fuchs was a part of three North Central Conference Championship teams at NDSU in 1990, 1991 and 1992, and in 1990, the Bison captured the NCAA Division II National Championship. He broke into coaching as a graduate assistant with NDSU, working with the tight ends from 1994 to 1996.

A native of Minot, N.D., Fuchs earned his bachelor of science degree in physical education and social science education from North Dakota State in 1995 and added a master's of education with a specialization in physical education and athletic administration from NDSU in 1997.

He and his wife, Emily, have three sons: Hank, Jack and Gus.

SCOTT FUCHS' COACHING TIMELINE

- 2024:** Assistant Offensive Line – Tennessee Titans
- 2021-23:** Offensive Line – University of Kansas
- 2019-20:** Offensive Line – University at Buffalo
- 2014-18:** Offensive Line – University of Wyoming
- 2009-13:** Offensive Line – North Dakota State University
- 2008:** Offensive Line – Southern Illinois University
- 2007:** Offensive Line – Grand Valley State University
- 2003-06:** Offensive Line – University of Nebraska Omaha
- 2000-02:** Offensive Line – University of Minnesota Crookston
- 1999:** Defensive Line – University of Wisconsin-Eau Claire
- 1997-98:** Offensive Line – Valley City State University
- 1994-96:** Graduate Assistant – North Dakota State University

BO HARDEGREE

QUARTERBACKS

Bo Hardegree is in his first season with the Titans and his 11th season coaching in the NFL. He was hired in 2024 after spending two campaigns (2022-23) with the Las Vegas Raiders. A Tennessee native and University of Tennessee product, Hardegree arrived at the Titans with 16 total years of coaching experience.

Hardegree joined the Raiders as quarterbacks coach in 2022 and was promoted to interim offensive coordinator for the final nine games of 2023. Under Hardegree's tutelage as an offensive coordinator, fourth-round rookie Aidan O'Connell passed for 1,905 yards and 11 touchdowns while posting the third-best passer rating (83.9) among all qualifying 2023 rookies.

In 2022, Hardegree guided Derek Carr to his fourth career Pro Bowl after the Raiders signal caller completed 305 of 502 passes for 3,522 yards and 24 touchdowns. Carr's 24 passing touchdowns ranked 12th-best in the NFL, while his 10 touchdown passes of 30-plus yards led the league. Hardegree also assisted quarterback Jarrett Stidham in his first two career NFL starts in Week 17 and 18, seeing him pass for 584 yards, four touchdowns and a 91.6 rating.

In 2021, Hardegree played a key role in the development of Patriots first-round pick Mac Jones, who led all rookie quarterbacks with 3,801 passing yards and 22 touchdowns. Jones' 10 wins were the most in a season by a Patriots rookie quarterback, and his 67.6 completion percentage was the second best by a rookie in league history.

Prior to joining the Patriots, Hardegree logged two years as an offensive assistant with the New York Jets. Under the guidance of Hardegree in 2019, quarterback Sam Darnold improved in multiple categories from his rookie season, recording career highs in completion percentage (61.9 percent), passing yards (3,024) and touchdowns (19), while recording the league's 10th best passer rating (84.3) and compiling a 6-2 record over the final eight games of the season.

Before joining the Jets, Hardegree spent three seasons as quarterbacks coach of the Miami Dolphins. During his tenure, Hardegree worked with several different quarterbacks, including Jay Cutler, Matt Moore, Brock Osweiler and Ryan Tannehill.

In his first season with the Dolphins in 2016, Hardegree guided Tannehill to then-career highs with a 93.5 quarterback rating, 7.7 yards per attempt



and a 67.1 completion percentage. Under Hardegree's tutelage, both Tannehill and Moore led the NFL in red zone passer rating. Tannehill posted a 119.7 mark to lead the league, while Moore finished second at 118.8.

Prior to the Dolphins, Hardegree spent one season in Chicago as an offensive assistant in 2015. He helped the Bears' rushing attack improve from 27th in 2014 to 11th in the NFL in 2015 as the unit averaged 25.6 more rushing yards per game. Bears quarterback Jay Cutler finished the 2015 season with the highest passer rating (92.3) of his career, while his 64.4 completion percentage, 2.3 interception percentage and 7.6 passing yards per attempt were all second best of his career.

Hardegree entered the NFL as an offensive quality control coach with the Denver Broncos in 2014 while current Titans head coach Brian Callahan served as an offensive assistant that same season. The Broncos offense ranked second in the NFL in scoring, averaging 30.1 points per contest. Quarterback Peyton Manning completed 66.2 percent of his passes for 4,727 yards and 39 touchdowns.

Prior to Denver, Hardegree spent three years (2011-13) as an intern at Louisiana State, working with the defense in 2011 and the offense from 2012 to 2013. During his three seasons, LSU went 33-7 overall, winning the SEC in 2011 and advancing to the 2012 BCS National Championship game. In 2013, LSU ranked No. 23 in the FBS in scoring, averaging 35.8 points per game.

Hardegree began his coaching career as a graduate assistant at Duke

(2008-10), where he earned his master's degree.

At the University of Tennessee, Hardegree played quarterback and was a member of SEC Eastern Division championship teams in 2004 and 2007. The Volunteers won the 2005 Cotton Bowl and the 2008 Outback Bowl during his tenure. He also played tennis for the Volunteers and earned a degree in exercise science in 2007.

A native of Jackson, Tenn., Hardegree was an all-state quarterback and tennis standout at Jackson Central-Merry High School.

He and his wife, Lauren, have one daughter, Isabella Rose.

BO HARDEGREE'S COACHING TIMELINE

- 2024:** Quarterbacks – Tennessee Titans
- 2023:** Interim Offensive Coordinator – Las Vegas Raiders (9 Games)
- 2022-23:** Quarterbacks – Las Vegas Raiders
- 2021:** Quality Control/Quarterbacks – New England Patriots
- 2019-20:** Offensive Assistant – New York Jets
- 2016-18:** Quarterbacks – Miami Dolphins
- 2015:** Offensive Assistant – Chicago Bears
- 2014:** Offensive Quality Control – Denver Broncos
- 2012-13:** Offensive Coaching Intern – Louisiana State University
- 2011:** Defensive Coaching Intern – Louisiana State University
- 2008-10:** Graduate Assistant – Duke University

CHRIS HARRIS

DEFENSIVE PASSING GAME COORDINATOR/ CORNERBACKS



Chris Harris is in his 19th NFL season, his 11th season in coaching and his second season with the Titans in 2024. He arrived in Tennessee in 2023 after spending three seasons (2020-22) as the defensive backs coach for the Washington Commanders.

In his first season with the Titans, the defense tied for the eighth-fewest passing touchdowns allowed (20) and yielded the fifth-fewest overall opponent touchdowns (33). The defense also ranked first in the NFL in red-zone efficiency (37.7 percent).

With Harris in Washington from 2020 to 2022, the Commanders ranked eighth in the NFL in passing defense (213.1 yards allowed per game) and fourth in total defense (323.4 yards per game). During that time, cornerback Kendall Fuller totaled 40 passes defensed, which ranked eighth in the NFL among all players.

The Commanders ended the 2022 campaign in the top 10 in a number of categories, including total defense (third), passing yards allowed (fourth), points allowed (seventh), third-down defense (first) and red-zone defense (eighth).

In 2020, Harris contributed to a defense that allowed 3,068 net passing yards, the organization's best finish since 2004. He helped cornerbacks Ronald Darby and Fuller become the first two Washington teammates to both record 11 or more passes defensed in a season since Josh Norman and Bashaud Breeland both did so in 2016 and assisted Fuller in notching four interceptions, tied for the seventh-best total in 2020.

Harris joined Washington after serving as the Los Angeles Chargers

assistant secondary coach from 2016-19. In 2019, the Chargers finished sixth in the league in overall defense, surrendering 313.1 yards per game. The group also ranked fifth in the NFL in passing yards per game (200.3).

Harris began his coaching career as a defensive quality control coach with the Chicago Bears in 2013 and 2014, working primarily with the team's safeties.

An eight-year NFL pro, Harris was a sixth-round pick of the Chicago Bears (181st overall) in 2005. He played four seasons with the Bears over two separate stints (2005-06 and 2010-11) and also spent time with the Carolina Panthers (2007-09), Detroit Lions (2011) and Jacksonville Jaguars (2012). In 101 career NFL games (88 starts), he totaled 422 tackles, 16 interceptions, 13 forced fumbles, nine fumble recoveries and 37 passes defensed. As a rookie in 2005, he was voted by teammates as one of the Bears' Brian Piccolo Award winners, given to players "who best exemplify the courage, loyalty, teamwork, dedication and sense of humor of Brian Piccolo." In 2010, he was named second team All-Pro by the Associated Press. His eight forced fumbles for the Panthers in 2007 set a franchise record.

A native of Little Rock, Ark., Harris played collegiately at Louisiana-Monroe (2001-04). He started all 45 games he played, totaling 14 interceptions as a safety. As a senior, he registered seven interceptions and was named first-team All-Sun Belt.

Harris graduated from the University of Louisiana-Monroe in 2004 with a degree in general studies.



He has four children: sons Jayce, Jaxon and Jett, and daughter Skylar.

CHRIS HARRIS' COACHING TIMELINE

2023-24: Defensive Pass Game Coordinator/Cornerbacks – Tennessee Titans

2020-22: Defensive Backs – Washington Commanders

2016-19: Assistant Defensive Backs – Los Angeles Chargers

2013-14: Defensive Quality Control Coach – Chicago Bears

CHRIS HARRIS' NFL PLAYING TIMELINE

2012: Safety – Jacksonville Jaguars

2011: Safety – Chicago Bears/Detroit Lions

2010: Safety – Chicago Bears

2007-09: Safety – Carolina Panthers

2005-06: Safety – Chicago Bears

STEVE JACKSON

SECONDARY/SAFETIES



Steve Jackson is in his 21st season coaching in the NFL and his third season coaching for the Titans. He returned to the organization in 2024 after previously serving on the staff in 2016 and 2017.

A former Houston Oilers draft pick, Jackson played nine seasons in the NFL—all with the Oilers/Titans from 1991 to 1999.

Prior to rejoining the Tennessee coaching staff, Jackson spent two seasons with the Atlanta Falcons (2022-23). He began his tenure in Atlanta as a senior offensive assistant and transitioned to coaching the secondary in 2023.

Jackson was part of a staff in 2023 that helped the Falcons place eighth in passing defense (202.9 opponent yards per game), third in third-down efficiency (33.8 percent) and fourth in red-zone efficiency (45.3 touchdown percent). Safety Jessie Bates III was selected to the Pro Bowl and earned second-team AP All-Pro honors after establishing career highs with 132 tackles and six interceptions.

Coaching on the offensive side of the ball in 2022, Jackson helped the Falcons offense finish third in rushing yards per game (159.9) and 10th in third-down conversion rate (41.8 percent). Atlanta's offense also tied for first in the NFL with only 35 penalties enforced against the unit.

Jackson served as the secondary/cornerbacks coach for the Cincinnati Bengals in 2020 and 2021. Under Jackson's guidance, Cincinnati's defensive backs limited opposing quarterbacks to a 60.8 completion percentage, eight touchdowns and eight interceptions resulting in a 74.9 passer rating over a four-game run in the 2021 postseason, including an appearance in Super Bowl LVI.

In 2020, Jackson's Bengals limited opposing quarterbacks to a 62.8 completion percentage which ranked sixth among NFL defenses that season.

Prior to his time in Cincinnati, Jackson spent two seasons with the New York Jets as the assistant defensive backs coach (2018-19). In each of Jackson's two seasons with the Jets, safety Jamal Adams was selected to the Pro Bowl and earned AP All-Pro honors. Adams also led the Jets in tackles both seasons and was voted as the Curtis Martin Team Most Valuable Player.

During Jackson's first coaching stint with the Titans (2016-17), he was the assistant secondary coach. In 2017, safety Kevin Byard recorded a career-high eight interceptions—tied for the most in the NFL that season. Jackson also aided in the development of cornerback Adoree' Jackson, the team's first-round selection in 2017, who was relied upon to play immediately and ended his rookie campaign with a team-high 17 passes defensed and three forced fumbles.

Jackson spent one season with the Detroit Lions as an assistant secondary coach (2013) after spending eight years with Washington as safeties coach (2004-11), where he also earned the title of defensive passing game coordinator from 2006 to 2009. Jackson's stint in Washington included four seasons (2004-07) as the position coach for the late Sean Taylor, who earned AP All-Pro and Pro Bowl honors while learning under Jackson.

Jackson started his coaching career as the safeties coach for the Buffalo Bills from 2001 to 2003.

Jackson was originally selected by the Oilers in the third round (71st overall) of the 1991 NFL Draft. He recorded 14 interceptions and nine sacks in his NFL career. In his final season, he helped the Titans make an appearance in Super Bowl XXXIV.

Jackson was a four-year starter at Purdue University. As a senior, he earned All-American honors and was named a semifinalist for the Jim Thorpe Award, given annually to the nation's top defensive back.

The Houston, Texas, native attended Klein Forest High School.

He has one daughter, Dominique, and one son, Stephen.

STEVE JACKSON'S COACHING TIMELINE

2024: Secondary/Safeties – Tennessee Titans

2023: Secondary – Atlanta Falcons

2022: Senior Offensive Assistant – Atlanta Falcons

2020-21: Secondary/Cornerbacks – Cincinnati Bengals

2018-19: Assistant Defensive Backs – New York Jets

2016-17: Assistant Secondary – Tennessee Titans

2013: Assistant Secondary – Detroit Lions

2010-11: Safeties – Washington Commanders

2006-09: Passing Game Coordinator/Safeties – Washington Commanders

2004-05: Safeties – Washington Commanders

2001-03: Safeties – Buffalo Bills

STEVE JACKSON'S NFL PLAYING TIMELINE

1991-99: Safety – Houston Oilers/Tennessee Titans



MATT JONES

OFFENSIVE ASSISTANT



Matt Jones is in his second season coaching in the NFL. He returns to the Titans in 2024 as offensive assistant after initially being hired by the organization in 2023 as offensive line assistant.

In 2023, Jones worked with an offensive line that helped running back Derrick Henry rank second in the NFL with 1,167 rushing yards, resulting in his second consecutive Pro Bowl appearance. The Titans used 11 different starting offensive line combinations over 17 total games. Jones helped first-round left guard Peter Skoronski acclimate to the NFL and become the franchise's sixth rookie in its "Titans era" (1999–present) to record at least 14 starts.

Prior to joining the Titans, Jones spent four seasons at the University of Tennessee at Martin. He arrived at the school in 2019 as the offensive line and tight ends coach. From 2020 to 2022, he added run game coordinator to his duties. All five starting offensive linemen and the starting tight end for the Skyhawks in both 2021 and 2022 received all-OVC honors.

In 2022, the Skyhawks won their second consecutive Ohio Valley title with a conference record of 5-0 and a 7-4 overall mark. Running back Zak Wallace became the eighth individual in team history to rush for at least 1,000 yards in a season, concluding the campaign with 1,012 yards. Center Matthan Hatchie earned third-team FCS All-America honors, while running back Sam Franklin and offensive guard Jarod Russell were tabbed to the Freshman All-America team.

During the team's championship run in 2021, the Skyhawks finished the season ranked in the top-25 nationally in sacks allowed (1.15, 14th) and rushing offense (207.6, 15th). Additionally, the Skyhawks ranked among OVC leaders in rushing offense (207.1, first), sacks against (1.62, first), first downs (19.1, first), scoring offense (30.0 points per game, second), total offense (385.2 yards per game, second) and third-down percentage (41.2, second).

In an abbreviated 2020 campaign, Skyhawks tight end Rodney Williams II earned postseason All-American honors by both Phil Steele and Stats Perform along with All-OVC accolades. Williams ranked among OVC leaders in touchdowns (four), receptions (30), receptions per game (4.3), yards (327) and yards per game (46.7). In 2022, Williams entered the NFL as an undrafted free agent with the Denver Broncos and later signed with the Pittsburgh Steelers.

During the 2019 season, Jones coached three players who earned All-

OVC honors in offensive guard Aries Davis, running back Peyton Logan and tight end Colton Dowell. Dowell ranked as one of the league's top pass-catching tight ends with 38 receptions for 765 yards and four touchdowns, while recording four 100-yard receiving contests. He would eventually be selected by the Titans as a wide receiver in the seventh round of the 2023 NFL Draft.

Before his time at UT Martin, Jones was the offensive line coach at Texas Southern for two seasons (2017-18) and at Jackson State for one season (2016).

Jones' career in football began as a student assistant at his alma mater, Eastern Illinois, and one season at Lincoln-Way Central High School (2008). He then spent 2009 and 2010 coaching the offensive line and tight ends at University of Saint Francis (Ill.) before spending two seasons (2011-12) as the offensive line coach, run game coordinator and academic coordinator at Avila University. In 2013, he worked with the tight ends at Villanova, followed by a two-year stint as a graduate assistant at Tulane (2014-15).

A native of Chicago, Ill., Jones earned his bachelor's degree from Eastern Illinois University in 2008 and a master's degree from Tulane University in 2015.

He and his wife, Becky, have one son, AJ

MATT JONES' COACHING TIMELINE

- 2024:** Offensive Assistant – Tennessee Titans
- 2023:** Offensive Line Assistant – Tennessee Titans
- 2020-22:** Run Game Coordinator/Offensive Line & Tight Ends – Tennessee-Martin
- 2019:** Offensive Line & Tight Ends – Tennessee-Martin
- 2017-18:** Offensive Line – Texas Southern
- 2016:** Offensive Line – Jackson State
- 2014-15:** Graduate Assistant – Tulane
- 2013:** Tight Ends – Villanova
- 2011-12:** Offensive Line/Run Game Coordinator – Avila
- 2009-10:** Offensive Line & Tight Ends – Saint Francis (Illinois)
- 2008:** Lincoln-Way Central High School



TOM JONES

ASSISTANT TO THE HEAD COACH



Tom Jones is in his first season with the Titans. He was hired by Tennessee in 2024 after spending 25 seasons with the Oakland/Las Vegas Raiders.

During his time with the Raiders, Jones filled multiple roles with a wide range of responsibilities. In his final two seasons with the organization (2022-23), he served as vice president of football operations/assistant to the head coach. He originally joined the Raiders in 1996 as an intern.

Jones oversaw several areas for the Raiders, including day-to-day football operations, scheduling, the football calendar, CBA compliance, the Bill Walsh Fellowship Program, and communication with players, coaches and other departments. His involvement in coaching through the years included managing the affairs of 10 different head coaches and their respective staffs.

A Bay Area native, Jones earned a bachelor's degree in political science and criminal justice from Chico State before moving on to the University of San Francisco to obtain a master's degree in sport management.

He and his wife, Kelly, are the parents of Jayden and Emma.

TOM JONES' COACHING TIMELINE

- 2024:** Assistant to the Head Coach – Tennessee Titans
- 2022-23:** Vice President of Football Operations/Assistant to the Head Coach – Las Vegas Raiders
- 2014-21:** Director of Team Operations – Oakland/Las Vegas Raiders
- 2009-14:** Assistant to Head Coach – Oakland Raiders
- 2007-08:** Coaches Assistant – Oakland Raiders

RANDY JORDAN

RUNNING BACKS



Randy Jordan is in his first season with the Titans and his 12th season coaching in the NFL. He arrived in Tennessee with 21 total years of coaching experience in addition to a nine-year NFL playing career as a running back.

Prior to joining the Titans, Jordan spent 10 seasons (2014-23) as the running backs coach for the Washington Commanders and added the title of senior offensive assistant in 2023.

The Commanders ranked seventh in the NFL in 2023 with an average of 4.43 rushing yards per attempt. Second-year running back Brian Robinson Jr. surpassed the 1,000-yard scrimmage mark for the first time in his career, leading the team with 733 rushing yards to go along with 368 receiving yards for a total of 1,101 scrimmage yards. Robinson also led the club with nine total touchdowns (five rushing and four receiving).

In 2022, Jordan aided the rookie development of Robinson Jr., who played in 12 games and had 205 carries for 797 yards and two rushing scores. Robinson Jr.'s average of 66.4 rushing yards per game was second among NFL rookie running backs. Fellow running back Antonio Gibson had five total touchdowns and reached 3,000 career scrimmage yards.

In 2021, Gibson reached 1,000 rushing yards for the first time in his career. The second-year player under Jordan's tutelage led the NFC with 258 rushing attempts and finished second in the conference with 1,037 rushing yards. He also had a career-high 1,331 scrimmage yards (1,037 rushing, 294 receiving) with 10 touchdowns (seven rushing, three receiving). Gibson's 21 offensive touchdowns in his first two NFL seasons

were the most in franchise history, and he was the first Washington player with consecutive 10-touchdown seasons since running back Stephen Davis from 1999 to 2000.

In 2020, Jordan contributed to the development of Gibson in his rookie campaign as well as veteran running back J.D. McKissic. Under Jordan's direction, Gibson's 11 rushing touchdowns were the second most by a rookie in franchise history, and he became only the second Washington player to rush for 11 touchdowns and record 1,000-plus scrimmage yards in their rookie season (Alfred Morris). Gibson and McKissic each finished with over 950 scrimmage yards, marking the second time in franchise history two running backs achieved the feat, and the first time since 1983.

In 2019, Jordan directed a group of running backs that included veterans Adrian Peterson and Chris Thompson. Peterson finished this season with 1,040 scrimmage yards and rushed for five touchdowns. With 211 carries, Peterson became the sixth player in NFL history to tally 200 or more carries at 34 years or older. Thompson paced the Washington backs with 42 receptions for 378 yards, including a pair of seven-reception games (Weeks 1 and 14).

In 2018, Jordan was instrumental in Peterson having his best season since 2015. Peterson finished the season ranked fifth in rushing attempts (251), eighth in rushing yards (1,042) and third in fourth quarter rushing yards (332). Peterson also had the longest touchdown run of his career with a 90-yarder against the Philadelphia Eagles in Week 13.

In 2017, while overseeing a group that was ravaged by injury, Jordan



was called upon to prepare eight different running backs for game action, tied with Arizona for the most in the NFL. The group was particularly efficient as receivers out of the backfield, accounting for 885 receiving yards, the fourth most in the NFL and the most by a group Washington running backs since 2000 (1,127). Jordan also presided over a breakout 2017 campaign for Chris Thompson, who led the squad in both rushing and receiving yards prior to suffering a season-ending injury in Week 11. Thompson recorded only the sixth season in franchise history with at least 275 rushing yards and at least 500 receiving yards and was one of six NFL players to accomplish the feat in 2017, though Thompson accomplished the feat in 10 games while the other five players all appeared in at least 15 contests.

Jordan's hard-nosed approach to the position was evident in the team's running backs in 2016, a year in which Washington gained 1,058 of its rushing yards after contact, second-most in the NFL. Jordan oversaw the development of rookie free agent Rob Kelley, who ascended to the starting role mid-year and finished the season as the team's leader in rushing attempts (168), rushing yards (704) and rushing touchdowns (six).

In 2015, Jordan oversaw a rotating stable of backs that included workhorse Alfred Morris (202 carries for 751 yards with one touchdown), third-round pick Matt Jones (144 carries for 490 yards with three touchdowns) and Thompson (gained 6.2 yards per carry on 35 attempts). The group also contributed heavily in pass protection, helping decrease the offense's sack total from 58 in 2014 to 27 in 2015.

In his first season in Washington in 2014, Jordan helped Morris earn his second consecutive Pro Bowl berth, making Morris the first Washington running back selected to consecutive Pro Bowls since Stephen Davis in 1999 and 2000. Morris joined Davis as the only backs in team history to record three consecutive 1,000-yard rushing seasons. Jordan's work was also evident in the play of fullback Darrel Young, who matched his career highs in rushing touchdowns (three) and receiving touchdowns (two) en route to a career-high five total touchdowns in 2014.

Before joining Washington, Jordan spent two years (2012-13) as the running backs coach at his alma mater, the University of North Carolina. In his first season with UNC in 2012, Jordan's Tar Heels averaged 193.8 rushing yards per game, the third most in the Atlantic Coast Conference and the program's highest average since 1994. Tailback Giovani Bernard produced one of the best seasons in UNC history in 2012, averaging 122.8 rushing yards per game to lead the ACC and rank 11th in the nation.

Jordan coached running backs at Texas A&M for four seasons from 2008 to 2011. In 2011, the Aggies averaged 199.1 rushing yards per game, which ranked fourth in the Big 12 Conference. Under Jordan's tutelage, Cyrus Gray was a three-time All-Big 12 performer and exited ranking third in conference history in all-purpose yards.

Jordan's first collegiate coaching position was at the University of Nebraska, where he served as the running backs coach for the Cornhuskers under head coach Bill Callahan from 2004 to 2007. Jordan coached a pair of 1,000-yard rushers in Cody Ross in 2004 and Marlon Lucky in 2007. He oversaw a committee of backs in 2006 that produced nearly 2,400 rushing yards and 26 rushing touchdowns, as an improved effort on the ground

helped Nebraska improve from 107th in 2005 to 23rd nationally in rushing offense in 2006.

Jordan began his coaching career with the Oakland Raiders as a special teams assistant midway through the 2003 season.

As a running back in the NFL, Jordan appeared in 122 career games with the Raiders (1993, 1998-02) and Jacksonville Jaguars (1995-97), accumulating 152 rushing attempts for 574 yards and seven touchdowns, as well as 58 receptions for 596 yards and two scores. He holds the distinction of scoring the first touchdown in Jaguars history, a 71-yard reception against Cincinnati in 1995. Also a standout on special teams, he registered 801 career kickoff return yards on 38 attempts and added 65 career special teams tackles. He was the recipient of the NFL Unsung Hero Award and the Ed Block Courage Award in 2001 and served as special teams captain for Oakland's AFC Championship team in 2002.

A native of Manson, N.C., Jordan attended the University of North Carolina under head coach Mack Brown from 1989 to 1992. He earned three letters for the Tar Heels, rushing for 1,134 yards and nine touchdowns in his career, including 618 yards and seven touchdowns in 1991. He earned his bachelor's degree in speech communication in 1993.

He and his wife, Romonda, have a daughter, Raven, and two sons, Jalen and Justin.

RANDY JORDAN'S COACHING TIMELINE

- 2024:** Running Backs – Tennessee Titans
- 2023:** Senior Offensive Assistant/Running Backs – Washington Commanders
- 2014-22:** Running Backs – Washington Commanders
- 2012-13:** Running Backs – University of North Carolina
- 2008-11:** Running Backs – Texas A&M University
- 2004-07:** Running Backs – University of Nebraska
- 2003:** Special Teams Assistant – Oakland Raiders

RANDY JORDAN'S NFL PLAYING TIMELINE

- 1998-02:** Running Back – Oakland Raiders
- 1995-97:** Running Back – Jacksonville Jaguars
- 1993:** Running Back – Los Angeles Raiders



ANTHONY LEVINE SR.

ASSISTANT SPECIAL TEAMS



Anthony Levine Sr. is in his second season on the Titans coaching staff. He joined the team following a 12-year NFL playing career and one campaign with the Ravens as a player personnel and coaching assistant.

During Levine's first campaign with the Titans, the team had the eighth-best net punting average (43.0) in the NFL and ranked first in field goal percentage (96.7). Individually, Ryan Stonehouse led the league with a 43.9-yard net average, and Nick Folk set a franchise record with a league-best 96.7 percentage on field goals (29 of 30). Undrafted free agent Anthony Kendall tied for the team lead with nine special teams tackles and was one of three NFL rookies in 2023 with nine or more special teams tackles (Tampa Bay's Josh Hayes and Seattle's Jerrick Reed II).

During his playing career as a defensive back and linebacker, Levine became one of the NFL's top special teams players, a versatile contributor on defense and a prominent leader, earning the nickname "Co-Cap" with the Ravens for his role as captain on special teams.

Playing in 146 career NFL games—all with the Ravens—Levine compiled 87 tackles on defense, 16 passes defensed, four sacks, three fumble recoveries and two interceptions. Additionally, as a special teams ace, he tallied a franchise-record 62 total tackles on coverage units, while also producing one forced fumble and one fumble recovery.

At the time of his retirement following the 2021 season, Levine's 146 games as a Raven ranked as the 11th most in franchise history. From 2013-20, he played in 117 consecutive games, producing the fifth-longest streak ever by a Raven.

Levine captained a Ravens special teams unit that routinely ranked among the NFL's best. In the annual special teams DVOA (Defense-adjusted Value Over Average) ratings from Football Outsiders, a popular metric for analyzing and comparing each play to the league average based on several variables, Baltimore finished in the Top 10 every year following Levine's 2012 Baltimore arrival, including a ranking of sixth or better in seven consecutive seasons (2012-18), a Top 3 finish in four consecutive seasons (2012-15) and the No. 1 overall spot in 2021.

Levine entered the NFL in 2010 as a rookie free agent with the Green Bay Packers. After spending two seasons on Green Bay's practice squad,

including the team's Super Bowl XLV title to conclude the 2010 campaign, he joined the Ravens in 2012. In his first year in Baltimore, he was a member of the team that won Super Bowl XLVII against the San Francisco 49ers.

In 2017, Levine founded the Anthony Levine 4Every1 Foundation to assist at-risk youth and their families through mentorships, educational opportunities and life-changing experiences. Through several partnerships, the foundation offers the following year-round programming to students: SAT Prep, SAT Test Vouchers, Summer Football Clinics and Digital Literacy Collaborative.

In 2021, he was honored with a citation from Maryland State Delegate C. Branch for his outstanding commitment to community service.

A native of Abbeville, La., and graduate of RJ Reynolds High School in Winston-Salem, N.C., Levine attended Tennessee State University in Nashville. He competed in 40 career games with 24 starts at TSU, totaling 129 tackles, five interceptions, seven passes defensed and one fumble recovery. As a senior in 2009, he earned second-team All-Ohio Valley Conference honors after posting 48 tackles, three tackles for loss, two interceptions and one pass defensed.

He graduated from Tennessee State with a degree in psychology.

He has two sons, Anthony Jr. and Alexander.

ANTHONY LEVINE SR.'S COACHING TIMELINE

2023: Assistant Special Teams – Tennessee Titans

2022: Player Personnel and Coaching Assistant – Baltimore Ravens

ANTHONY LEVINE SR.'S NFL PLAYING TIMELINE

2012-21: Defensive Back/Linebacker – Baltimore Ravens

2010-11: Defensive Back – Green Bay Packers



LORI LOCUST

DEFENSIVE QUALITY CONTROL



Lori Locust is in her sixth season coaching in the NFL and her second season with the Titans as defensive quality control coach. Prior to arriving in Tennessee, she spent four seasons as assistant defensive line coach at the Tampa Bay Buccaneers.

In her first year with the Titans, Locust worked with the outside linebackers and helped Denico Autry lead the team with a career-high 11.5 sacks and a career-best 58 quarterback pressures. Autry's 11.5 sacks tied for 12th in the NFL and tied for the 10th-best number for the franchise since individual sacks became an official statistic in 1982. Also, Harold Landry III returned from a season-ending knee injury during the previous season to appear in all 17 games and tally 10.5 sacks—his second-best career total.

During her four-year tenure in Tampa Bay, the Buccaneers led the NFL in rushing defense, allowing only 92.3 yards per game. Additionally, the team ranked fifth in sacks (187), third in tackles for loss (348), first in quarterback hits (452) and fifth in takeaways (102). During that time, nose tackle Vita Vea's 15 sacks led all NFL nose tackles.

In 2022, Tampa Bay's 45 sacks tied for the seventh-best total in the NFL, including a career-high 6.5 sacks by Vea. The Buccaneers' 89 tackles for loss tied for sixth place in the league.

In 2021, Tampa Bay finished in the top three in the NFL in run defense for the third consecutive season, holding opponents to 92.5 rushing yards per game. The team's 11 rushing touchdowns allowed were tied for the fifth-fewest in the league. In addition, Vea earned the first Pro Bowl selection of his NFL career and defensive lineman Ndamukong Suh finished second on the team with six sacks. Suh recorded 12.0 sacks from 2020-21 – the most in a two-year span of his career since 2014-15.

In 2020, Tampa Bay's defense led the NFL in quarterback hits (123) and ranked tied for fifth in the NFL in takeaways (29), seventh in sacks (47.0) and eighth in tackles for loss (81). Working alongside defensive line coach Kacy Rodgers, the pairing spearheaded a Super Bowl-winning defensive line unit that led the NFL against the run for the second consecutive season, limiting opponents to 80.6 rushing yards per game and 3.6 yards per carry in the regular season. Tampa Bay held its opponents to fewer than 100 rushing yards an NFL-best 12 times in 2020. Additionally, the Buccaneers tallied 48 regular season sacks in 2020—the second-most in team history—and 58 total sacks between the regular season and postseason combined, which tied for the NFL lead. In Super Bowl LV, the Buccaneers defense kept the Chiefs offense out of the end zone, tallying a Super Bowl-record 29 quarterback pressures.

With the Buccaneers' victory in Super Bowl LV, Locust and assistant strength & conditioning coach/physical therapist Maral Javadifar became the first women on an NFL coaching staff to win a Super Bowl.

In 2019, Locust helped coach a defensive line that plugged the gaps for the league's top run defense. Tampa Bay ranked first in the NFL, allowing 73.8 rushing yards per game and 3.26 yards per rush. The defensive line unit also played a critical role in helping the Buccaneers defense post the then-second-highest single-season sack total in franchise history with 47 takedowns.

Locust joined the Buccaneers after working as the assistant defensive line coach for the Birmingham Iron of the Alliance of American Football during the league's 2019 inaugural season. In 2018, she served as a defensive line coaching intern for the Baltimore Ravens during the team's training camp and, from 2016-18, worked as a defensive line/linebackers coach

and co-special teams coordinator of the Lehigh Valley Steelhawks of the National Arena League.

A native of Harrisburg, Pa., Locust graduated from Susquehanna Township High School and attended Temple University. She later worked as an assistant coach at her prep alma mater from 2010-2018. She also held roles as an assistant coach with the Central Penn Piranha, a semi-professional team in Harrisburg from 2013-16; the York/Central Penn Capitals arena football team from 2015-17; the DMV Elite semi-professional team from 2016-18; and the Keystone Assault of the Women's Football Alliance from 2008-12 and again from 2017-18. Additionally, she was the defensive line coach for the East Preps Team America Talent Showcase in 2017-18, coaching in the 2017 and 2018 Globe Bowls as well as the 2017 FCS Bowl.

Locust began her coaching career following four years as a player in women's semi-professional football with the Central Penn Vipers.

Locust was an invitee to the annual NFL Women's Careers in Football Forum in both 2017 and 2018 and has been a featured speaker for the last six years, supporting the forum's mission to connect and inspire female candidates with coaches and executives at NFL clubs. During her time in Tampa Bay, she was involved with the Junior Bucs Girls Flag Football League, the first all-girls flag football league in Tampa. In 2021, she attended and spoke with athletes at the Buccaneers Girls Flag Football Preseason Classic—the largest girls flag football tournament in the country—and participated in the coaching portion of the Tampa Bay Buccaneers Women's Summit for Careers in Football.

She has two sons, Alex and Bryce


LORI LOCUST'S COACHING TIMELINE

- 2023-24:** Defensive Quality Control – Tennessee Titans
- 2019-22:** Assistant Defensive Line – Tampa Bay Buccaneers
- 2019:** Assistant Defensive Line – Birmingham Iron
- 2018:** Defensive Coaching Intern – Baltimore Ravens
- 2017-18:** Defensive Line – Lehigh Valley Steelhawks
- 2017-18:** Assistant Coach – Keystone Assault
- 2016-18:** Assistant Coach – DMV Elite
- 2016:** Defensive Line – Central Penn Capitals
- 2015:** Assistant Defensive Line – York Capitals
- 2013-16:** Assistant Coach – Central Penn Piranha
- 2010-18:** Assistant Coach – Susquehanna Township High School
- 2008-12:** Assistant Coach – Keystone Assault



MARK LOVAT

ASSISTANT STRENGTH AND CONDITIONING



Mark Lovat is in his first season with the Titans as assistant strength and conditioning coach. He was hired by Tennessee in 2024 after 25 years with the Green Bay Packers.

Lovat (pronounced "luh-VOTT") was hired by the Packers in 1999 as a strength and conditioning assistant, a title he held for a total of 16 seasons with the team. He was the club's strength and conditioning coordinator from 2010 to 2018.

During Lovat's time with the Packers, he was a part of 17 playoff teams, 12 division titles and one Super Bowl championship (Super Bowl XLV). In 2011, Lovat was named the NFL Strength Coach of the Year by the Professional Football Strength and Conditioning Coaches Society. The same organization honored him with the Super Bowl Achievement Award in 2010.

Lovat served under four different Packers strength and conditioning coordinators: Barry Rubin (1999-2005), Rock Gullickson (2006-08), Dave Redding (2009) and Chris Gizzi (2019-23). He also previously served two summer internships in the club's weight room.

Lovat was named the NFL Strength Coach of the Year for his work in 2011 by the Professional Football Strength and Conditioning Coaches Society, an award based on a vote of his peers in the field. Lovat became the third Green Bay strength coach to win the prestigious honor, joining Kent Johnston (1997) and Gullickson (2007).

In 2010, Lovat was honored by the Professional Football Strength and Conditioning Coaches Society with the Super Bowl Achievement Award.

An accomplished athlete himself, Lovat earned a Division I baseball scholarship to Butler University in Indianapolis, starting three seasons at shortstop and second base for the Bulldogs. He also received the Helen Tewksbury Award for academic and athletic leadership and the Mental Attitude Award during the course of his playing career.

After graduating cum laude and with high honors from Butler in 1992 with a B.A. degree in Spanish and international studies, Lovat spent four years at Lake Havasu City (Ariz.) High School, teaching Spanish as well as coaching football and baseball.

Lovat is a member of the National Strength and Conditioning Association (NSCA). He became a certified strength and conditioning specialist (CSCS) in April 2000.

In 2005, Lovat completed his master's degree in exercise science and performance enhancement from California University of Pennsylvania. He also has earned certifications as a performance-enhancement specialist (PES) and as a corrective-exercise specialist (CES) from the National Academy of Sports Medicine (NASM). Additionally, in 2002 he achieved a Level 1 certification through USA Weightlifting, the governing body of the U.S. Olympic weightlifting team. Lovat is also certified in the Functional Movement Screen (FMS) and completed a human-movement science course as part of his continuing education.

He is the son of longtime NFL offensive line coach Tom Lovat, whose career included time with the Green Bay Packers, St. Louis/Phoenix Cardinals, Indianapolis Colts and Seattle Seahawks, in addition to several years serving at the collegiate level.

A native of Pocatello, Idaho, he and his wife, Maggie, have a son, Luke.

MARK LOVAT'S COACHING TIMELINE

- 2024:** Assistant Strength and Conditioning – Tennessee Titans
- 2019-23:** Strength and Conditioning Assistant – Green Bay Packers
- 2010-18:** Strength and Conditioning Coordinator – Green Bay Packers
- 1999-09:** Strength and Conditioning Assistant – Green Bay Packers



PAYTON McCOLLUM

ASSISTANT WIDE RECEIVERS



Payton McCollum is in his first season with the Titans, his third season coaching in the NFL and his 10th overall season in coaching. He was hired by Tennessee after one season as a defensive assistant with the Indianapolis Colts.

In 2023, McCollum helped coach a defensive unit in Indianapolis that ranked fifth in the NFL with 51 total sacks and posted the league's 11th-best third-down percentage (37.1).

In 2022, McCollum served as an offensive analyst with Eastern Michigan. The Eagles finished with a 9-4 record, which was the school's second-best win total in the 131-year history of the program. EMU also won its first bowl game since 1987. McCollum was part of an offensive staff that helped the Eagles register 2.57 points per drive (first in the MAC) and 5.89 red zone points per possession (third in the NCAA) and convert 45 percent of third downs (first in the MAC).

Prior to EMU, McCollum was the quarterbacks coach at the University of Washington for two seasons (2020-21). In 2020, the Huskies won the PAC-12 North, while the offense averaged 3.36 points per drive (10th in the NCAA, first in the PAC-12) and converted 48 percent of third downs (17th in the NCAA, second in the PAC-12). In 2020, McCollum worked with freshman quarterback Dylan Morris, who garnered honorable mention All-Pac-12 accolades from the coaches while also earning Pac-12 Freshman of the Week honors in consecutive weeks.

McCollum served as wide receivers coach for one season at North Carolina Central University (2019). Five different receivers tallied 20-plus receptions and multiple touchdown receptions on the season.

He spent the 2018 season as an analyst at North Carolina and worked primarily on the offensive side of the ball, assisting with passing game plans and third downs.

McCollum began his NFL coaching career as an offensive coaching

assistant for two seasons with the Detroit Lions (2016-17). He worked primarily with the wide receivers and also assisted the offensive staff with cut-ups, weekly film breakdown, and compiling the offensive playbook. McCollum worked with a wide receiver group in 2017 that was the only one in the NFL to have two 1,000-yard receivers (1,101 by Marvin Jones Jr. and 1,003 by Golden Tate). During his time in Detroit, the Lions had back-to-back winning seasons for the first time in 22 years.

McCollum began his coaching career as an offensive quality control coach at FCS Campbell University in 2015. He worked with quarterbacks and wide receivers, while also playing a role in recruiting the upstate region of South Carolina.

Prior to coaching, McCollum worked as a commercial credit analyst at BB&T.

He was a three-year letterman at Catawba College and graduated cum laude with a degree in economics and finance. In 2012, McCollum averaged 21.3 yards per catch (seventh-highest average in single-season school history).

He and his wife, Emily, were married in 2022.

PAYTON McCOLLUM'S COACHING TIMELINE

- 2024:** Assistant Wide Receivers – Tennessee Titans
- 2023:** Defensive Assistant – Indianapolis Colts
- 2022:** Offensive Analyst – Eastern Michigan University
- 2020-21:** Quarterbacks – University of Washington
- 2019:** Wide Receivers – North Carolina Central University
- 2018:** Analyst – University of North Carolina
- 2016-17:** Offensive Coaching Assistant – Detroit Lions
- 2015:** Offensive Quality Control – Campbell University



CLINTON McMILLAN

ASSISTANT DEFENSIVE LINE/PASS RUSH SPECIALIST



Clinton McMillan is in his fourth season with the Titans and his first campaign as assistant defensive line/pass rush specialist. He spent his first two years with the team as a defensive line assistant after initially arriving in 2021 as a defensive assistant through the NFL's Bill Walsh Coaching Fellowship.

With McMillan working with the defensive line in 2023, the Titans finished seventh in the NFL in opponent rushing average (3.81 yards per attempt) and also ranked first in the NFL in defensive red-zone efficiency (37.7 percent). The defense also tied for the fourth-fewest rushing touchdowns allowed (10) and yielded the fifth-fewest overall touchdowns by opponents (33). With 5.5 sacks in 12 games, defensive tackle Jeffery Simmons registered his third consecutive season with at least 5.5 sacks.

In 2022, McMillan helped the Titans finish first in the NFL in rushing defense (76.9 opponent rushing yards per game). Simmons was named to the Pro Bowl after posting 7.5 sacks, while nose tackle Teair Tart recorded a career-high 16 starts. Defensive end DeMarcus Walker established career highs in several categories, including 32 tackles and seven sacks.

In 2021, he primarily worked with the Titans outside linebackers. The group accounted for 19 total sacks, including 12 sacks by Harold Landry III, which led the team, set a career high and ranked 10th in the NFL. Landry was named to his first career Pro Bowl.

In 2020, McMillan spent his only season at Florida State as a senior analyst for a defense that featured nine first-time starters. Linebacker Stephen Dix Jr. earned Freshman All-America honors, while cornerback Asante Samuel Jr. was named first-team All-ACC before becoming a second-round NFL Draft pick by the Los Angeles Chargers. Defensive tackle Marvin Wilson was a second-team all-conference selection.

McMillan was defensive line coach at the University of Tennessee at Martin from 2017 to 2019 and also held defensive run game coordinator and co-special teams coordinator titles in his time with the Skyhawks. He coached four all-conference performers during his tenure: returner Terry Williams and linemen Julian Crutchfield, Jay Murphy and Austin Pickett.

In 2019, he helped UT Martin lead the Ohio Valley Conference with 25 sacks. The Skyhawks ranked among the national leaders in several categories, including blocked kicks (ninth), punt return defense (10th), blocked punts (11th) and defensive touchdowns (11th). Also in 2019, McMillan helped coach the only player in the country with multiple punt return touchdowns (Williams) and the FCS' individual leader in blocked kicks (Korbin Harmon).

During the 2018 season, UT Martin's defense ranked 17th nationally in tackles for loss (7.6 per game). In conference play, the unit ranked second in rushing defense (130.5 yards per game), passing defense (202.1) and

total defense (332.4).

In 2017, the Skyhawks ranked in the top 10 nationally in several categories, including first in red-zone defense (60.6 percent), fourth in scoring defense (14.3 points per game), sixth in total defense (273.8 yards per game) and sixth on third-down conversion (28.7 percent).

McMillan began his coaching career at Sanford Seminole High School and Winter Park High School before serving as a graduate assistant at Weber State from 2012-14. He then moved on to a graduate assistant role at Marshall from 2014-16, helping the Thundering Herd compile a 26-13 record with one conference championship and back-to-back bowl appearances. He was hired as defensive coordinator and secondary coach at Ohio Dominican before his role at UT Martin.

A native of Oviedo, Fla., McMillan played four seasons at the University of Florida, appearing in 48 career games at defensive tackle for the Gators. As a senior, he started in all 13 games and recorded 23 tackles. In 2006, he was a member of the BCS National Championship team under head coach Urban Meyer.

McMillan earned a bachelor's degree in sociology from the University of Florida in 2007 and received a master's degree in education from Marshall University in 2016.

He and his wife, Mariah, have a daughter, Jourine.

CLINTON McMILLAN'S COACHING TIMELINE

- 2024:** Assistant Defensive Line/Pass Rush Specialist – Tennessee Titans
- 2022-23:** Defensive Line Assistant – Tennessee Titans
- 2021:** Defensive Assistant – Tennessee Titans
- 2020:** Senior Analyst (Defense) – Florida State University
- 2017-19:** Defensive Run Game Coordinator/Defensive Line/Co-Special Teams Coordinator – University of Tennessee-Martin
- 2017:** Defensive Coordinator/Secondary – Ohio Dominican University
- 2014-16:** Defensive Graduate Assistant – Marshall University
- 2012-14:** Graduate Assistant – Weber State



JUSTIN OUTTEN

TIGHT ENDS



Justin Outten is in his 19th year in coaching, his ninth NFL season and his second season with the Titans. This is his first campaign coaching the Titans tight ends after initially joining the team in 2023 as run game coordinator/running backs coach.

Outten (pronounced “OW-ten”) arrived in Tennessee following one season with the Denver Broncos as offensive coordinator. He also spent time coaching in the NFL with the Green Bay Packers (2019-21) and Atlanta Falcons (2016-18). For eight seasons (2008-15), he coached at Westfield High School in Houston after beginning his collegiate coaching career at Syracuse University (2007).

In 2023, Outten’s work with the Titans running backs helped Derrick Henry finish second in the NFL with 1,167 rushing yards. Henry started 17 games for the first time in his career and was selected to his fourth career Pro Bowl. His 12 rushing touchdowns tied for seventh in the league. Meanwhile, rookie Tyjae Spears’ 838 scrimmage yards (453 rushing and 385 receiving) ranked seventh in franchise history among rookie running backs, and the total also placed fourth among rookie running backs in 2023 behind Atlanta’s Bijan Robinson, Detroit’s Jahmyr Gibbs and Miami’s De’Von Achane. Spears became the franchise’s first rookie running back with at least 50 receptions (52) since Sid Blanks in 1964 (56).

With Outten as offensive coordinator in Denver in 2022, the Broncos tied for fifth place in the NFL in completions of 25-plus yards (35), trailing only Kansas City (49), Philadelphia (38), Miami (37) and New England (36). Outten, who called plays for the Broncos during the last two games of the season, helped the offense post 471 total yards of offense in Week 18, which was the most by the team in a single game since Jan. 3, 2016.

With the Packers, Outten coached a tight end unit that collectively tallied 60-plus catches and 700-plus receiving yards in each of his three seasons. During his tenure in Green Bay, six different tight ends registered at least one touchdown reception, which tied for the second-most in the NFL during that span.

In 2020, Outten coached tight end Robert Tonyan, who recorded 52 receptions for 586 yards (11.3 avg.). Tonyan totaled 11 touchdown receptions to set the single-season franchise mark for the position and tie All-Pro Travis Kelce for the league lead at his position.

In his first season with Green Bay, Outten saw four tight ends (Jimmy Graham, Marcedes Lewis, Tonyan, Jace Sternberger) catch a touchdown pass (including playoffs), the most by a Packers’ tight end unit since 2010. His tight end group helped the offense rank second in the league in giveaways (13), first in zero-turnover games (nine) and eighth in red-zone percentage (64.0).

During his three seasons with the Falcons, Outten served as an offensive intern (2016) and offensive assistant (2017-18), helping with the offensive line. During that span, Atlanta had four Pro Bowl selections among its offensive line, with center Alex Mack (2016-18) and tackle Jake Matthews (2018) becoming the first pair of Falcons offensive linemen since 1983 to be named to a Pro Bowl in the same year.

From 2016-18, Atlanta ranked in the Top 10 in numerous offensive categories, including first in yards per play (6.26), third in total yards per game (389.9), third in passing yards per contest (278.5) and fourth in scoring offense (27.2). Following the 2018 season, Outten was promoted to assistant offensive line coach before joining the Packers.

Prior to Atlanta, Outten coached and was a special education teacher at Westfield High School. He served as assistant head coach, offensive coordinator and offensive line coach during his tenure. In his eight years at Westfield, Outten was part of a staff that helped 24 offensive linemen receive scholarships to play at the collegiate level.

A native of Doylestown, Pa., and graduate of Central Bucks High School West, Outten was a three-year letter winner at Syracuse. Over his final two seasons as a player (2005-06), he appeared in all 23 games (22 starts) at center and was named team captain as a senior. He began his coaching career in 2007, serving as a graduate assistant for the Orange.

He graduated from Syracuse with a degree in childhood family studies.

He and his wife, Vanessa, have one daughter, Bella, and one son, Jayce.

JUSTIN OUTTEN'S COACHING TIMELINE

- 2024:** Tight Ends – Tennessee Titans
- 2023:** Run Game Coordinator/Running Backs – Tennessee Titans
- 2022:** Offensive Coordinator – Denver Broncos
- 2019-21:** Tight Ends – Green Bay Packers
- 2017-18:** Offensive Assistant – Atlanta Falcons
- 2016:** Offensive Intern – Atlanta Falcons
- 2008-15:** Assistant Head Coach/Offensive Coordinator/Offensive Line – Westfield High School
- 2007:** Graduate Assistant – Syracuse University



HALEY ROBERTS

SPORTS PERFORMANCE ASSISTANT



Haley Roberts is in her second season with the Titans. She originally joined the team as a sports performance intern in May 2023 and was promoted to sports performance assistant by the end of her first training camp.

Prior to joining the Titans, Roberts spent two years (2021-22) as an assistant strength and conditioning coach at Sam Houston State University. The Bearkats won the Western Athletic Conference in 2021. In addition to working with the football team, she served the women's basketball, softball, tennis and soccer teams, and she also served as an adjunct instructor on campus.

In 2020, Roberts was a strength and conditioning graduate assistant at the University of North Alabama, and the year prior she worked as a strength and conditioning intern for the football team at her alma mater, University of Nevada-Las Vegas.

At the 2024 NFL Combine, Roberts served on a panel of speakers at the eighth annual NFL Women's Forum presented by AWS.

She earned CSCS certification (certified strength and conditioning specialist) through the National Strength and Conditioning Association (NSCA) in October 2020, as well as SCCC certification (strength and conditioning coach certified) through the Collegiate Strength and Conditioning Association (CSCCa) in May 2022.

A native of Las Vegas, Nev., Roberts received her bachelor's degree in kinesiology and exercise science from the University of Nevada-Las Vegas. She earned her Master of Science in kinesiology from Sam Houston State in December 2023.

HALEY ROBERTS' COACHING TIMELINE

2023-24: Sports Performance Assistant – Tennessee Titans

2021-22: Assistant Strength and Conditioning – Sam Houston State University

2020: Graduate Assistant, Strength and Conditioning – University of North Alabama

2019: Strength and Conditioning Football Intern – University of Nevada-Las Vegas

TRACY ROCKER

DEFENSIVE LINE



Tracy Rocker is in his 33rd year of coaching and his seventh campaign in the NFL. He returned to the Titans in 2024 after previously serving on the coaching staff from 2011 to 2013.

Prior to rejoining the Titans, Rocker spent three seasons as the defensive line coach for the Philadelphia Eagles (2021-23). In that period, the Eagles tied for third in the NFL with 142 total sacks and earned three consecutive postseason berths.

In 2023, Rocker was part of an Eagles playoff team that ranked 10th in the league in rushing defense (103.4 opponent yards per game), while defensive end Josh Sweat registered his third consecutive season with at least 6.5 sacks. Meanwhile, defensive tackle Fletcher Cox started 15 games and notched five sacks in his 12th NFL season.

In 2022, Rocker was a member of an Eagles coaching staff that guided the team to an NFC title and an appearance in Super Bowl LVII. The Eagles fielded the league's second-ranked total defense (301.5 yards per game) and registered the third-most sacks (70, tied) in NFL history, behind the 1984 Bears (72) and 1989 Vikings (71). In addition, Philadelphia became the first team to have four different players with double-digit sacks in the same season. Among that group was defensive tackle Javon Hargrave, who excelled up front with a career-high 11.0 sacks.

During his first year with the Eagles in 2021, Rocker helped Hargrave earn his first career Pro Bowl after leading the unit in pressures (career-high 58), quarterback hits (career-high 18), tackles for loss (nine) and sacks (7.5). Sweat was also named to his first Pro Bowl after tying Hargrave for the most sacks on Philadelphia's defense.

Prior to joining the Eagles' coaching staff, Rocker tutored the defensive line at South Carolina during the 2020 campaign.

From 2017 to 2019, Rocker served as the University of Tennessee's defensive line coach. He played a crucial role in the Volunteers becoming one of the most improved defenses in college football in 2018, as Tennessee elevated 74 spots in run defense (154.0 yards per game) and 45 spots in third-down defense (39.0 percent).

Rocker spent three campaigns as the defensive line coach at Georgia (2014-16) and added the title of associate head coach in 2015 and 2016. In that span, the Bulldogs ranked among the top 20 programs in total defense each year and had the eighth-best scoring defense (16.9 points per game) in 2015.

Rocker first entered the NFL coaching scene as the defensive line coach with the Titans from 2011 to 2013. In 2012, Tennessee produced the 10th-most sacks (39) in the league, while defensive end Derrick Morgan had a



breakout year, recording 59 tackles, 23 quarterback hits and 6.5 sacks. In 2011, Rocker led a young group that included Karl Klug, who ranked first among rookie defensive tackles in sacks (7.0, fourth among NFL defensive tackles), as well as rookie defensive end Jurrell Casey, who registered the most tackles (74) by any Titans defensive lineman that season.

Returning to his alma mater, Rocker coached the defensive line at Auburn for two years (2009-10). He was key in developing defensive tackle Nick Fairley (14th-overall pick by the Detroit Lions in 2011), a Lombardi Award winner who received All-America honors during the Tigers' 2010 national championship-winning campaign. Rocker also worked with defensive end Dee Ford (23rd-overall pick by the Kansas City Chiefs in 2014) at Auburn.

Rocker was the defensive line coach at Mississippi in 2008 when the Rebels ranked fourth in the country in sacks (39). He coached two standout players—defensive tackle Peria Jerry (24th-overall pick by the Atlanta Falcons in 2009) and defensive end Greg Hardy – to All-America recognition.

From 2003 to 2007, Rocker coached the defensive line at Arkansas. In 2006, he guided defensive end Jamaal Anderson (eighth-overall pick by the Atlanta Falcons in 2007) to a 14.0-sack season.

In 2002, Rocker worked as the defensive line coach at Cincinnati and helped the Bearcats to a Conference USA championship.

Rocker was named the defensive line coach at Troy State in 1997 and spent five seasons with the program. With the Trojans, Rocker coached future NFL star defensive ends DeMarcus Ware (11th-overall pick by the Dallas Cowboys in 2005 and Pro Football Hall of Fame selection) and Osi Umenyiora. He also mentored two-time All-American defensive lineman Al Lucas, who won the 1999 Buck Buchanan Award as the top defensive player in I-AA.

Rocker originally began his collegiate coaching career working with the defensive line at West Alabama from 1994 to 1996 after serving as the defensive coordinator at Auburn High School (Auburn, Ala.) from 1992 to 1993.

In addition to his full-time coaching experience, Rocker spent two summers working with the Tampa Bay Buccaneers (2006) and Indianapolis Colts

(2001) as a part of the NFL's Minority Internship Program.

Widely respected among his peers, Rocker is considered one of the greatest college defensive linemen ever and was inducted into the College Football Hall of Fame in 2004. A two-time All-American defensive tackle at Auburn, he was honored with the Lombardi Award (nation's top college football player) and Outland Trophy (nation's top interior lineman) in 1988, becoming the first player in SEC history to earn both accolades.

Following his highly decorated career at Auburn that also included 1988 SEC Player of the Year honors, Rocker was selected by Washington in the third round (66th overall) of the 1989 NFL Draft and played two seasons before sustaining a knee injury. He concluded his professional career with the Orlando Thunder of the World Football League in 1991.

A native of Atlanta, Ga., Rocker was also inducted into the Georgia Sports Hall of Fame (2018) and Alabama Sports Hall of Fame (2005).

Rocker and his wife, Lalitha, have a son, Kumar, who attended Vanderbilt University and was chosen by the Texas Rangers with the third-overall pick in the 2022 MLB Draft.

TRACY ROCKER'S COACHING TIMELINE

- 2024:** Defensive Line – Tennessee Titans
- 2021-23:** Defensive Line – Philadelphia Eagles
- 2020:** Defensive Line – University of South Carolina
- 2017-19:** Defensive Line – University of Tennessee
- 2015-16:** Defensive Line/Associate Head Coach – University of Georgia
- 2014:** Defensive Line – University of Georgia
- 2011-13:** Defensive Line – Tennessee Titans
- 2009-10:** Defensive Line – Auburn University
- 2008:** Defensive Line – University of Mississippi
- 2003-07:** Defensive Line – University of Arkansas
- 2002:** Defensive Line – University of Cincinnati
- 1997-01:** Defensive Line – Troy State University
- 1994-96:** Defensive Line – University of West Alabama
- 1992-93:** Defensive Coordinator – Auburn High School

TRACY ROCKER'S NFL PLAYING TIMELINE

- 1989-90:** Defensive Lineman – Washington Commanders

JOHN SHAW

ASSISTANT SPORTS PERFORMANCE - SPEED TRAINING

John Shaw is in his first season with the Titans. He was hired in 2024 to fill the newly created coaching role of assistant sports performance - speed training.

Prior to joining the Titans, Shaw spent five years in college coaching. Before a brief stint as the director of speed development at the University of Washington (January 2024 to March 2024), he was the director of speed development for two seasons on the strength and conditioning staff at the University of Arizona (2022-23). He was an assistant strength and conditioning coach for a pair of seasons at the University of Missouri (2020-21) and one campaign at the University of Kansas (2019). At Mizzou, he also served as director of sport science and mental conditioning.

The Mobile, Ala., native began his collegiate playing career as a defensive back at the University of Alabama at Birmingham (2001-04)

before transferring to Belhaven University in Jackson, Miss., to finish his career (2005-06). He then took his first steps into coaching at Belhaven as a graduate assistant/cornerbacks coach and assistant strength and conditioning coach. For the next eight years, he coached athletes at the high school level in Alabama and Mississippi, including the final six years as a strength and conditioning coach and defensive backs coach for St. Paul's Episcopal (Mobile, Ala.) High School, where he was part of three AHSAA State Championships.

Shaw earned his Bachelor of Science degree in exercise science from Belhaven University. He is a certified strength and conditioning specialist (CSCS, USAW).

Shaw is married to Britney with four children: John III, Asher, Shiloh and Roman.



JOHN SHAW'S CAREER TIMELINE

- 2024:** Assistant Sports Performance - Speed Training – Tennessee Titans
- 2024:** Director of Speed Development – University of Washington
- 2022-23:** Director of Speed Development – University of Arizona
- 2020-21:** Assistant Strength and Conditioning, Director of Sport Science and Mental Conditioning – University of Missouri
- 2019:** Assistant Strength and Conditioning – University of Kansas
- 2013-18:** Defensive Backs and Strength & Conditioning, St. Paul's Episcopal (Mobile, Ala.) High School

- 2011-13:** Defensive Backs and Strength & Conditioning, Germantown (Madison, MS.) High School
- 2009-11:** Graduate Assistant/Cornerbacks; Assistant Strength & Conditioning – Belhaven University
- 2007-09:** Assistant Sports Performance/Director of Marketing – Titan Athletics (Mobile, Ala.)
- 2007:** Assistant Sports Performance – Encore Performance Training (Mobile, Ala.)

LUKE STOCKER

ASSISTANT TIGHT ENDS



Luke Stocker is in his second season in coaching following an 11-year NFL playing career. He initially joined the Titans staff as an intern during the 2023 offseason and then earned a full-time role as offensive assistant. In 2024, he was promoted to assistant tight ends coach.

With Stocker working with the Titans tight ends in 2023, second-year tight end Chig Okonkwo finished second on the team in receptions (54) and receiving yards (528), which were career highs. Stocker also helped the development of fifth-round rookie Josh Whyte as well as veterans Kevin Rader and Trevon Wesco.

Stocker, who attended the University of Tennessee, spent part of his professional career with the Titans. He was signed as a free agent during the 2017 campaign and stayed with the club through 2018. He also returned for training camp in 2021. In 19 games and 13 starts with the Titans, he totaled 16 receptions for 177 yards and two touchdowns, while serving in a key role as a blocker in the running game.

A fourth-round pick by the Tampa Bay Buccaneers in the 2011 NFL Draft, Stocker spent six-plus seasons with the Buccaneers until joining the Titans. He later appeared in games for the Atlanta Falcons (2019-20) and Minnesota Vikings (2021). In 142 career games, he registered 91 starts and 85 receptions for 705 yards and five touchdowns. He also participated in two postseason games with the Titans following the 2017 campaign.

In his final season as a player with the Vikings in 2021, he played in 12 contests and caught two passes for 12 yards.

Stocker's totals in two seasons with the Falcons included 15 receptions for 116 yards in 31 games with 22 starts. His 13 starts in 2020 tied his career high.

In 2018, his only full season with the Titans, he played in all 16 games and notched 11 starts. He matched a career high with 165 receiving yards with a career-best two touchdowns, while his 15 receptions marked the second-highest total of his career. The Titans ranked seventh in the NFL in rushing offense with 114.4 yards per game, as Derrick Henry emerged with his first career 1,000-yard rushing season (1,059).

Stocker appeared in 80 games with 56 starts during his time in Tampa Bay, which ran from 2011 through Week 12 of the 2017 season. He contributed 52 receptions for 400 yards and three touchdowns with the Buccaneers. In 2012, he set career highs with 16 receptions and 165 receiving yards (later tied in 2018).

A graduate of Madison Southern High School in Berea, Ky., Stocker went on to the University of Tennessee (2007-10), where he tied a then-school record with 52 career games played and graduated with a degree in sport management. He started the final 38 consecutive games of his career with the Volunteers and totaled 85 receptions for 956 yards and eight touchdowns. As a team captain during his senior season, he finished with 39 receptions for 417 yards to rank third on team in both categories, while adding two touchdowns.

He and his wife, Daine, have three children: son Liam and daughters Collins and Laurel.

LUKE STOCKER'S COACHING TIMELINE

- 2024:** Assistant Tight Ends – Tennessee Titans
- 2023:** Offensive Assistant – Tennessee Titans

LUKE STOCKER'S NFL PLAYING TIMELINE

- 2021:** Tight End – Minnesota Vikings
- 2019-20:** Tight End – Atlanta Falcons
- 2017-18:** Tight End – Tennessee Titans
- 2011-17:** Tight End – Tampa Bay Buccaneers

GRANT THORNE

ASSISTANT STRENGTH AND CONDITIONING



Grant Thorne is in his first season as an assistant strength and conditioning coach with the Titans. He was hired by Tennessee after spending 11 years with the Green Bay Packers.

From 2015 through 2023, Thorne was a strength and conditioning assistant with the Packers. He designed, organized and administered programs for the players and advised on training methods using the latest in sports technology and key performance indicators he observed during practice and competition. He spent 2013-14 as a strength and conditioning consultant with the Packers.

Prior to working in Green Bay, Thorne served as a sports performance coach at Purdue University (2011-14). While with the Boilermakers, he programmed several aspects of the strength, speed and agility training regimens for the football, track and field, and men's golf teams. He also served as an instructor for clinical students while working toward his master's degree in health and kinesiology sport performance, focusing on sports-science technology and methodology.

In 2011, Thorne gained his initial collegiate coaching experience at Stanford University, where he served as an assistant performance coach for the Cardinal football and rugby teams. During his time at the school, Thorne assisted with the daily operations of the offseason football training program, and a speed-training regimen for NFL hopefuls that helped several future NFL products, including quarterback Andrew Luck and wide receiver Doug Baldwin.

Thorne served as a performance and monitoring assistant for the New York Jets in 2010. He set up and monitored performance-tracking devices and created reports that advised Jets coaches and strength staff on how to best optimize training methods for their athletes.

A college running back, wide receiver and kick returner, Thorne played two seasons at Long Beach City College (2004-05) before finishing at Nicholls State University (2006-07), where he earned a B.S. in science. While at Nicholls State, he got his first coaching experience with the San Diego Chargers as a strength and conditioning summer intern in 2006.

Following his collegiate career, Thorne played wide receiver in the Arena Football League for the Los Angeles Avengers in 2008 before joining the Rugby Union's Sedgley Park Tigers as a winger later that year. In 2009, he participated in the USA Eagles National Rugby Team selection camp at the Olympic training center in Chula Vista, Calif.

While playing for Sedgley Park in the United Kingdom, Thorne served as an assistant performance coach for Everton Football Club of the English Premier League. In 2009, he returned to the United States to serve as a

performance coach at Velocity Sports Performance in Manhattan Beach, Calif.

Thorne's passion for athletic science led to him co-founding TRIUN Human Performance in 2006 with his brother, Kyle, a strength and conditioning coach training US military personnel in Japan. The California-based organization helps educate, train and mentor individuals and organizations in the disciplines and benefits of human performance and healthy nutrition in order to develop good lifelong habits and build strong character. Grant and Kyle designed and hold the patent to the Accu-Roller, distributed by SKLZ.

Thorne is certified as a sport-performance and corrective-exercise specialist by the National Academy of Sports Medicine. He is currently in the doctorate of technology program at Purdue University researching artificial intelligence and machine learning in sport.

Thorne was born in Tucson, Ariz. He and his wife, Courtney, have a daughter, Isla, and a son, Bodhi. Courtney is a strength and conditioning coach with the Northern Iowa Area Community College softball team.

GRANT THORNE'S COACHING TIMELINE

- 2024:** Assistant Strength and Conditioning – Tennessee Titans
- 2015-23:** Strength and Conditioning Assistant – Green Bay Packers
- 2013-14:** Strength and Conditioning Consultant – Green Bay Packers
- 2011-14:** Sports Performance Coach – Purdue University
- 2011:** Assistant Performance Coach – Stanford University
- 2010:** Performance and Monitoring Assistant – New York Jets
- 2009:** Performance Coach – Velocity Sports Performance
- 2008:** Assistant Performance Coach – Everton Football Club

TYKE TOLBERT

WIDE RECEIVERS



Tyke Tolbert is in his first season with the Titans, his 31st year in coaching and his 22nd season in the NFL. He has coached wide receivers with the Arizona Cardinals (2003), Buffalo Bills (2004-09), Carolina Panthers (2010), Denver Broncos (2011-17), New York Giants (2018-21) and Chicago Bears (2022-23).

Prior to his time in Tennessee, Tolbert coached eight different wide receivers to 16 total 1,000-yard seasons: Anquan Boldin (2003), Eric Moulds (2004), Lee Evans (2006, 2008), Demaryius Thomas (2012-16), Eric Decker (2012-13), Emmanuel Sanders (2014-16), Odell Beckham Jr. (2018) and DJ Moore (2023). The grouping of Boldin (2003), Thomas (2012-16) and Sanders (2014, 2016) combined for eight Pro Bowls under Tolbert's direction.

Tolbert's two years as wide receivers coach in Chicago also included the title of pass game coordinator. Most recently in 2023, he helped Moore tie for second in the NFL in receptions of at least 25 yards (16). Moore, in his first season in Chicago, also ranked sixth in receiving yards (1,364), sixth in receiving first downs (64) and tied for eighth in receiving touchdowns (eight). His receiving yardage total ranked fourth in franchise history in a single season, while his reception total was eighth all-time.

In 2022, Tolbert helped lead a young wide receiver corps with several new faces, including wide receivers Equanimeous St. Brown and Dante Pettis, who emerged as reliable targets for quarterback Justin Fields throughout the season. St. Brown, in his first season with the Bears, recorded a career-best 377 yards from scrimmage over 16 games played (16 starts). Pettis played in all 17 games (seven starts), with three touchdowns and 282 yards from scrimmage, both of which were the best he's had since his rookie season.

In 2021, Tolbert's last of four campaigns with the Giants, Tolbert was instrumental in developing rookie wide receiver Kadarius Toney. The rookie led all Giants receivers in receiving yards, recording 420 yards in just 10 games.

During the 2020 season, wide receiver Sterling Shepard led the Giants and tied his career high with 66 catches, marking the third season in which he finished with at least 65 receptions. He was second in receiving yards (656 yards) and tied wide receiver Darius Slayton with a team-high three touchdown catches.

Tolbert coached a group in 2019 that had four different receivers surpass the century mark at least once throughout the season. Slayton missed the first two games with an injury but had one of the best seasons by a rookie wide receiver in franchise history. The fifth-round draft pick led the offense with 740 receiving yards and eight touchdowns. Slayton ranked among the top-five rookies in Giants history for receptions, yards and touchdown catches.

In 2018, Shepard started all 16 games and finished second among the team's wideouts with a career-high 66 receptions and 872 yards. He also had four touchdowns to his credit. Despite missing the final four games with an injury, Beckham led the wide receivers with 77 catches for a team-high 1,052 yards and six touchdowns.

Prior to joining the Giants, Tolbert spent seven years with the Broncos, including the team's 2016 Super Bowl season. From 2012 to 2016, one of Tolbert's Denver standouts, Thomas, recorded at least 90 catches and 1,000 receiving yards each season to join Pro Football Hall of Famers Marvin Harrison (five) and Torry Holt (six) as the only players to reach

those marks in at least five consecutive years. Thomas was also selected to the Pro Bowl four times.

Tolbert was also instrumental in the continued development of Sanders, who signed with the Broncos in 2014 and was selected to his first two Pro Bowls (2014, 2016) while producing the first three 1,000-yard receiving seasons of his career. In 2016, Thomas (1,083) and Sanders (1,032) each topped 1,000 receiving yards for the third consecutive year to become just the seventh pair of wide receivers in NFL history to accomplish that feat as teammates.

In 2014, Thomas recorded 111 catches, a franchise-record 1,619 yards and 11 touchdowns, while Sanders hauled in 101 receptions to go along with 1,404 receiving yards and nine touchdowns. The two recorded the most receptions (212) and receiving yards (3,023) by an NFL duo. Thomas earned his third Pro Bowl selection and joined Pro Football Hall of Famers Jerry Rice and Harrison as the only receivers in NFL history with three consecutive 1,400-yard and 10-touchdown seasons. Thomas' 2014 campaign included a Broncos record of seven consecutive 100-yard receiving games and a 226-yard outing against Arizona in Week 5 that represented the highest single-game total in club history. Sanders was named to his first Pro Bowl after posting the fourth-most receiving yards (1,404) and fifth-most catches (101) in league history by a player in his first year with a new team.

In 2013, Tolbert coached a unit that produced three players with 10-plus touchdowns, including Thomas (14), Decker (11) and Wes Welker (10). He also coached a pair of 1,000-yard performers, Thomas (1,430) and Decker (1,288), as Denver established an NFL single-season record with 606 points. Thomas, whose 14 receiving scores tied a franchise record, earned his second Pro Bowl honor.

Tolbert's 2012 wide receiver group helped Denver's fifth-ranked passing offense score at least 30 points in a team-record 11 games. Third-year wideouts Decker and Thomas became the youngest tandem in NFL history to record 1,000 yards and 10 touchdowns each in a season.

Before spending one season (2010) at Carolina, Tolbert had a six-year (2004-09) run as wide receivers coach in Buffalo, where he helped Evans become one of the most productive receivers in Bills history. In 2004, while Moulds totaled 1,043 yards on 88 catches, Evans led all NFL rookies with nine touchdown receptions and a 17.6-yard average per catch. After finishing second in the NFL with seven receptions of 40-plus yards in 2005, Evans continued to improve under Tolbert in 2006, logging his first 1,000-yard season (1,292 yards on 82 receptions). Evans again hit the 1,000-yard mark in 2008, totaling 1,017 yards on 63 catches to rank 10th in the NFL with an average of 16.1 yards per catch.

In Tolbert's only season with the Cardinals (2003), Boldin earned Offensive Rookie of the Year honors and set a then-NFL rookie record with 101 catches for 1,377 yards—a record that stood until the 2021 season, when Miami's Jaylen Waddle totaled 102 catches.

Tolbert's first professional coaching experience was with the NFL's Bill Walsh Minority Internship Program. He first interned with the Lions during training camp in 1997 before interning again in 2001 with the Cardinals.

Before establishing himself in the NFL, Tolbert worked on the college level from 1994 to 2002. He began his coaching career as a graduate assistant at Louisiana State in the spring of 1994 and served in the same capacity at Northeast Louisiana that fall. He went on to coach the wide receivers at



Ohio University in the spring of 1995, before returning that fall to Northeast Louisiana, where he tutored the team's tight ends for three seasons.

After coaching tight ends at Auburn in 1998, Tolbert spent the next three years (1999-2001) as the wide receivers coach/recruiting coordinator at Louisiana-Lafayette. He then went on to coach the tight ends and work as the recruiting coordinator at the University of Florida in 2002 before transitioning to the NFL in 2003.

The Conroe, Texas, native was a wide receiver and three-year letterman at Louisiana State University (1986-90), where he graduated with both bachelor's and master's degrees.

He and his wife, Linda, have two daughters, Morgan and Madison.

TYKE TOLBERT'S COACHING TIMELINE

2024: Wide Receivers – Tennessee Titans

2022-23: Pass Game Coordinator/Wide Receivers – Chicago Bears

2018-21: Wide Receivers – New York Giants

2011-17: Wide Receivers – Denver Broncos

2010: Wide Receivers – Carolina Panthers

2004-09: Wide Receivers – Buffalo Bills

2003: Wide Receivers – Arizona Cardinals

2002: Tight Ends/Recruiting Coordinator – University of Florida

1999-01: Wide Receivers/Recruiting Coordinator – University of Louisiana-Lafayette

1998: Tight Ends – Auburn University

1995-97: Tight Ends – Northeast Louisiana University

1995: Wide Receivers – Ohio University

1994: Graduate Assistant – Northeast Louisiana University

1994: Graduate Assistant – Louisiana State University

ZAC WOODFIN

DIRECTOR OF SPORTS PERFORMANCE



Zac Woodfin is in his first season with the Titans as director of sports performance. He arrived in Tennessee with 18 years of experience in the strength and conditioning field.

Prior to joining the Titans, Woodfin served two years for the United States Football League and United Football League (2022-23) as the director of player performance and wellness, overseeing the league's athletic performance training staff.

Prior to his time with the USFL/UFL, Woodfin was the director of athletic performance at the University of Missouri (2020-21), the University of Kansas (2017-19) and the University of Southern Mississippi (2015-16).

Near the end of his time at Southern Miss, Woodfin was named interim director of athletics while the university conducted a search for its permanent director. During that time, Woodfin handled the Golden Eagle football strength and conditioning needs and also oversaw the other 15 Southern Miss sports.

In 2014, Woodfin served as the head strength and conditioning coach at his alma mater, the University of Alabama at Birmingham. He won FootballScoop's Strength and Conditioning Coach of the Year award while helping the Blazers improve from 2-10 in 2013 to 6-6 in 2014.

From 2011 to 2013, he received his first NFL coaching experience as an assistant strength and conditioning coach with the Green Bay Packers.

A native of Prattville, Ala., Woodfin played linebacker at UAB and became the football program's all-time leading tackler (372 career tackles). He entered the NFL in 2005 as a rookie free agent with the Packers and also spent time with the New Orleans Saints (2005), Baltimore Ravens (2005-06) and Houston Texans (2007). He also played in NFL Europe for the Frankfurt Galaxy (2007). Woodfin started at linebacker for the Galaxy and helped lead the team to the 2007 World Bowl.

In 2006, he got his start in the strength and conditioning field as an intern at UAB and then worked as a volunteer at the University of Alabama (2007) before becoming a performance specialist for three years at Athletes' Performance (2007-10), based in Los Angeles. While with Athletes Performance, he worked with many clients who played for various organizations in the NFL, NBA and MLB, as well as Olympic athletes.

Woodfin graduated from UAB in 2007 with a bachelor's degree in exercise science and a concentration in fitness leadership. He is certified by the NSCA and USAW.

He and his wife, Fawn, have a son, Valor, and a daughter, Violet.

ZAC WOODFIN'S COACHING TIMELINE

2024: Director of Sports Performance – Tennessee Titans

2022-23: Director of Player Performance and Wellness – USFL/UFL

2020-21: Director of Athletic Performance – University of Missouri

2017-19: Director of Athletic Performance – University of Kansas

2015-16: Director of Athletic Performance – University of Southern Mississippi

2014: Head Strength and Conditioning Coach – University of Alabama at Birmingham

2011-13: Assistant Strength and Conditioning Coach – Green Bay Packers

2007-10: Performance Specialist – Athletes' Performance

2007: Strength and Conditioning Volunteer – University of Alabama

2006: Strength and Conditioning Intern – University of Alabama at Birmingham





TENNESSEE TITANS

**VETERANS AND
DRAFT PICKS**

TENNESSEE TITANS ALPHABETICAL ROSTER

NO.	NAME	POS.	HT.	WT.	BIRTHDATE	EXP.	COLLEGE	HOMETOWN	ACQUIRED
33	Adams, Jamal	S	6-1	213	10/17/95	8	Louisiana State	Lewisville, Texas	FA-'24
23	Avery, Tre	CB	5-11	185	2/26/97	3	Rutgers	Baltimore, Md.	FA-'22
13	Awuzie, Chidobe	CB	6-0	202	5/24/95	8	Colorado	San Jose, Calif.	UFA (CIN)-'24
97	Bohanna, Quinton	DL	6-4	360	3/16/99	4	Kentucky	Memphis, Tenn.	FA-'23
83	Boyd, Tyler	WR	6-2	203	11/15/94	9	Pittsburgh	Clairton, Pa.	FA-'24
44	Brown, Mike	S	6-1	218	4/7/99	2	Miami (Ohio)	Grand Rapids, Mich.	FA-'22
29	Brownlee Jr., Jarvis	CB	5-10	194	7/13/01	R	Louisville	Miami Gardens, Fla.	D5-'24
60	Brunskill, Daniel	OL	6-5	300	1/27/94	6	San Diego State	Valley Center, Calif.	UFA (SF)-'23
16	Burks, Treyton	WR	6-2	225	3/23/00	3	Arkansas	Warren, Ark.	D1-'22
45	Campbell, Chance	LB	6-2	232	10/8/99	3	Mississippi	Ellicott City, Md.	D6b-'22
28	Carter, Shyheim	DB	5-10	194	12/15/97	1	Alabama	Kentwood, La.	FA-'22
53o	Charles, Saahdiq	OL	6-4	322	7/26/99	5	Louisiana State	New Orleans, La.	UFA (WAS)-'24
36	Chestnut, Julius	RB	5-11	228	10/26/00	3	Sacred Heart	Bowie, Md.	FA-'22
64	Christian Sr., Geron	T	6-5	315	9/10/96	7	Louisville	Ocala, Fla.	FA-'24
91	Coburn, Keondre	DL	6-2	332	5/23/00	2	Texas	Houston, Texas	FA-'23
46	Cox, Morgan	LS	6-4	233	4/26/86	15	Tennessee	Collierville, Tenn.	UFA (BAL)-'21
79	Cushenberry III, Lloyd	C	6-4	315	11/22/97	5	Louisiana State	Carville, La.	UFA (DEN)-'24
90	Davidson, Marlon	DT	6-3	303	5/11/98	4	Auburn	Greenville, Ala.	FA-'23
47	Domann, JoJo	LB	6-1	230	7/28/97	2	Nebraska	Colorado Springs, Colo.	FA-'23
68	Dooley, Brian	T	6-5	318	12/18/99	R	Eastern Michigan	Bowling Green, Ohio	FA-'24
14	Dowell, Colton	WR	6-3	212	4/19/99	2	Tennessee-Martin	Lebanon, Tenn.	D7-'23
53d	Duke, Khalid	OLB	6-3	246	2/27/01	R	Kansas State	Atlanta, Ga.	FA-'24
71	Duncan, Jaelyn	OL	6-6	306	7/8/00	2	Maryland	New Carrollton, Md.	D6-'23
31d	Ellis, Keaton	S	5-11	185	2/22/01	R	Penn State	State College, Pa.	FA-'24
3	Farley, Caleb	CB	6-2	197	11/2/98	4	Virginia Tech	Maiden, N.C.	D1-'21
6	Folk, Nick	K	6-1	225	11/5/84	17	Arizona	Sherman Oaks, Calif.	T (NE)-'23
25d	Garror, Eric	DB	5-8	174	3/31/00	2	Louisiana-Lafayette	Mobile, Ala.	FA-'23
50	Gibbens, Jack	LB	6-3	242	11/24/98	2	Minnesota	Bulverde, Texas	FA-'22
57	Gifford, Luke	LB	6-3	243	8/28/95	6	Nebraska	Lincoln, Neb.	UFA (DAL)-'23
30	Gowan, Tay	DB	6-2	185	1/7/98	2	Central Florida	Covington, Ga.	FA-'23
51	Gray, Cedric	LB	6-2	234	10/30/02	R	North Carolina	Charlotte, N.C.	D4-'24
92	Harrell, Jaylen	OLB	6-4	247	5/1/02	R	Michigan	Tampa, Fla.	D7b-'24
82	Harrison, Tre'Shaun	WR	5-11	188	6/26/00	1	Oregon State	Seattle, Wash.	FA-'23
25o	Haskins, Hassan	RB	6-2	228	11/26/99	3	Michigan	St. Louis, Mo.	D4a-'22
37	Hooker, Amani	S	5-11	210	6/14/98	6	Iowa	Minneapolis, Minn.	D4-'19
10	Hopkins, DeAndre	WR	6-1	212	6/6/92	12	Clemson	Central, S.C.	FA-'23
76d	Iton, Isaiah	DL	6-2	277	8/23/01	R	Rutgers	Houston, Texas	FA-'24
19	Jackson, Jha'Quan	WR	5-9	188	5/15/00	R	Tulane	Luling, La.	D6-'24
5	Jackson, Kearis	WR	5-11	196	12/9/99	2	Georgia	Fort Valley, Ga.	FA-'23
39	Jackson, Matthew	S	6-1	209	11/9/98	2	Eastern Kentucky	Nashville, Tenn.	FA-'23
35d	Javier, Robert	CB	6-0	193	5/26/00	R	Towson	Bronx, N.Y.	FA-'24
32	Jeady-Lally, Gabe	CB	6-1	189	2/16/01	R	Tennessee	Austin, Texas	FA-'24
35o	Johnson, Dillon	RB	5-11	217	6/15/01	R	Washington	Greenville, Miss.	FA-'24
69	Joseph-Day, Sebastian	DL	6-4	310	3/21/95	6	Rutgers	Stroudsburg, Pa.	UFA (SF)-'24
40	Kendall, Anthony	CB	5-10	188	12/17/99	2	Baldwin Wallace	Port Richey, Fla.	FA-'23
49	Key, Arden	OLB	6-5	240	5/3/96	7	Louisiana State	Atlanta, Ga.	UFA (JAX)-'23
12	Kinsey, Mason	WR	5-11	200	8/29/98	2	Berry College	Demorest, Ga.	FA-'21
58	Landry III, Harold	OLB	6-2	252	6/5/96	7	Boston College	Spring Lake, N.C.	D2-'18
55	Latham, JC	T	6-6	342	2/8/03	R	Alabama	Oak Creek, Wis.	D1-'24
8	Levis, Will	QB	6-4	229	6/27/99	2	Kentucky	Madison, Conn.	D2-'23
88	Martin-Robinson, David	TE	6-3	247	12/26/99	R	Temple	Landisville, Pa.	FA-'24
21	McCreary, Roger	CB	5-11	190	2/10/00	3	Auburn	Mobile, Ala.	D2-'22
96	McLendon Jr., TK	DE	6-4	275	2/27/99	2	Eastern Kentucky	Soperton, Ga.	FA-'23
24	Molden, Elijah	DB	5-10	192	1/30/99	4	Washington	West Linn, Ore.	D3b-'21
42	Murphy, Caleb	OLB	6-3	254	12/15/99	2	Ferris State	Dowagiac, Mich.	FA-'23
56	Murray Jr., Kenneth	LB	6-2	241	11/16/98	5	Oklahoma	Missouri City, Texas	UFA (LAC)-'24
47o	Narveson, Brayden	K	5-11	215	9/28/99	R	North Carolina State	Scottsdale, Ariz.	FA-'24
89	Odukoya, Thomas	TE	6-6	253	5/5/97	1	Eastern Michigan	Almere, Netherlands	FA-'22
61	Ojukwu, John	OL	6-5	309	1/9/99	1	Boise State	Boise, Idaho	FA-'23
85	Okonkwo, Chig	TE	6-3	238	9/8/99	3	Maryland	Powder Springs, Ga.	D4b-'22



TENNESSEE TITANS ALPHABETICAL ROSTER (CONTINUED)

NO.	NAME	POS.	HT.	WT.	BIRTHDATE	EXP.	COLLEGE	HOMETOWN	ACQUIRED
80	Oliver, Bryce	WR	6-1	214	5/19/00	R	Youngstown State	Fort Lauderdale, Fla.	FA-'24
78	Petit-Frere, Nicholas	OL	6-5	316	9/15/99	3	Ohio State	Tampa, Fla.	D3a-'22
18	Philips, Kyle	WR	5-11	189	6/17/99	3	UCLA	San Marcos, Calif.	D5-'22
20	Pollard, Tony	RB	6-0	209	4/30/97	6	Memphis	Memphis, Tenn.	UFA (DAL)-'24
75	Radunz, Dillon	OL	6-6	301	3/28/98	4	North Dakota State	Becker, Minn.	D2-'21
41	Reese IV, Otis	LB	6-3	214	7/2/98	2	Mississippi	Leesburg, Ga.	FA-'23
0	Ridley, Calvin	WR	6-1	190	12/20/94	6	Alabama	Fort Lauderdale, Fla.	UFA (JAX)-'24
11	Rudolph, Mason	QB	6-5	235	7/17/95	7	Oklahoma State	Rock Hill, S.C.	UFA (PIT)-'24
76o	Rupcich, Andrew	OL	6-6	318	4/1/99	1	Culver-Stockton	Wonder Lake, Ill.	FA-'22
48	Rush, Thomas	OLB	6-3	251	1/31/00	1	Minnesota	Marysville, Ohio	FA-'23
87	Schnee, Sam	WR	5-10	191	4/1/00	R	Northern Iowa	Dubuque, Iowa	FA-'24
98	Simmons, Jeffery	DT	6-4	305	7/28/97	6	Mississippi State	Macon, Miss.	D1-'19
73	Simmons, Lachavious	OL	6-5	315	9/12/96	3	Tennessee State	Selma, Ala.	FA-'23
77	Skoronski, Peter	OL	6-4	313	7/31/01	2	Northwestern	Park Ridge, Ill.	D1-'23
31o	Small, Jabari	RB	5-9	198	1/31/01	R	Tennessee	Memphis, Tenn.	FA-'24
38	Sneed, L'Jarvis	CB	6-1	192	1/21/97	5	Louisiana Tech	Minden, La.	T (KC)-'24
2	Spears, Tyjae	RB	5-11	195	6/15/01	2	Tulane	Ponchatoula, La.	D3-'23
70	Spencer, Cole	G	6-3	307	4/12/99	R	Texas Tech	Louisville, Ky.	FA-'24
86	Stilianos, Steven	TE	6-5	251	2/25/00	R	Iowa	Hayes, Va.	FA-'24
4	Stonehouse, Ryan	P	5-10	193	5/11/99	3	Colorado State	La Verne, Calif.	FA-'22
93	Sweat, T'Vondre	DT	6-4	366	7/11/01	R	Texas	Hunstville, Texas	D2-'24
84	Vannett, Nick	TE	6-5	257	3/6/93	9	Ohio State	Westerville, Ohio	FA-'24
54	Wallow, Garret	LB	6-2	230	1/25/99	4	Texas Christian	New Orleans, La.	FA-'23
72	Watson IV, Leroy	T	6-5	310	6/10/98	2	Texas-San Antonio	Snellville, Ga.	T (CLE)-'24
99	Weaver, Rashad	OLB	6-4	259	11/10/97	4	Pittsburgh	Fort Lauderdale, Fla.	D4b-'21
15	Westbrook-Ikhine, Nick	WR	6-2	211	3/21/97	5	Indiana	Lake Mary, Fla.	FA-'20
81	Whyte, Josh	TE	6-7	248	9/8/99	2	Cincinnati	Cincinnati, Ohio	D5-'23
52	Williams, James	LB	6-4	232	2/15/03	R	Miami (Fla.)	Fort Lauderdale, Fla.	D7a-'24
7	Willis, Malik	QB	6-1	219	5/25/99	3	Liberty	Atlanta, Ga.	D3b-'22
17	Zentner, Ty	P	6-2	199	6/7/98	2	Kansas State	Topeka, Kan.	FA-'23

Active Roster Count: 90
As of July 18, 2024

TENNESSEE TITANS NUMERICAL ROSTER

NO.	NAME	POS.	HT.	WT.	AGE	EXP.	COLLEGE	HOMETOWN	ACQUIRED
0	Calvin Ridley	WR	6-1	190	29	6	Alabama	Fort Lauderdale, Fla.	UFA (JAX)-'24
2	Tyjae Spears	RB	5-11	195	23	2	Tulane	Ponchatoula, La.	D3-'23
3	Caleb Farley	CB	6-2	197	25	4	Virginia Tech	Maiden, N.C.	D1-'21
4	Ryan Stonehouse	P	5-10	193	25	3	Colorado State	La Verne, Calif.	FA-'22
5	Kearis Jackson	WR	5-11	196	24	2	Georgia	Fort Valley, Ga.	FA-'23
6	Nick Folk	K	6-1	225	39	17	Arizona	Sherman Oaks, Calif.	T (NE)-'23
7	Malik Willis	QB	6-1	219	25	3	Liberty	Atlanta, Ga.	D3b-'22
8	Will Levis	QB	6-4	229	25	2	Kentucky	Madison, Conn.	D2-'23
10	DeAndre Hopkins	WR	6-1	212	32	12	Clemson	Central, S.C.	FA-'23
11	Mason Rudolph	QB	6-5	235	29	7	Oklahoma State	Rock Hill, S.C.	UFA (PIT)-'24
12	Mason Kinsey	WR	5-11	200	25	2	Berry College	Demorest, Ga.	FA-'21
13	Chidobe Awuzie	CB	6-0	202	29	8	Colorado	San Jose, Calif.	UFA (CIN)-'24
14	Colton Dowell	WR	6-3	212	25	2	Tennessee-Martin	Lebanon, Tenn.	D7-'23
15	Nick Westbrook-Ikhine	WR	6-2	211	27	5	Indiana	Lake Mary, Fla.	FA-'20
16	Treyton Burks	WR	6-2	225	24	3	Arkansas	Warren, Ark.	D1-'22
17	Ty Zentner	P	6-2	199	26	2	Kansas State	Topeka, Kan.	FA-'23
18	Kyle Philips	WR	5-11	189	25	3	UCLA	San Marcos, Calif.	D5-'22
19	Jha'Quan Jackson	WR	5-9	188	24	R	Tulane	Luling, La.	D6-'24
20	Tony Pollard	RB	6-0	209	27	6	Memphis	Memphis, Tenn.	UFA (DAL)-'24
21	Roger McCreary	CB	5-11	190	24	3	Auburn	Mobile, Ala.	D2-'22
23	Tre Avery	CB	5-11	185	27	3	Rutgers	Baltimore, Md.	FA-'22
24	Elijah Molden	DB	5-10	192	25	4	Washington	West Linn, Ore.	D3b-'21
25d	Eric Garror	DB	5-8	174	24	2	Louisiana-Lafayette	Mobile, Ala.	FA-'23
25o	Hassan Haskins	RB	6-2	228	24	3	Michigan	St. Louis, Mo.	D4a-'22
28	Shyheim Carter	DB	5-10	194	26	1	Alabama	Kentwood, La.	FA-'22



TENNESSEE TITANS NUMERICAL ROSTER (CONTINUED)

NO.	NAME	POS.	HT.	WT.	AGE	EXP.	COLLEGE	HOMETOWN	ACQUIRED
29	Jarvis Brownlee Jr.	CB	5-10	194	23	R	Louisville	Miami Gardens, Fla.	D5-'24
30	Tay Gowan	DB	6-2	185	26	2	Central Florida	Covington, Ga.	FA-'23
31d	Keaton Ellis	S	5-11	185	23	R	Penn State	State College, Pa.	FA-'24
31o	Jabari Small	RB	5-9	198	23	R	Tennessee	Memphis, Tenn.	FA-'24
32	Gabe Jeudy-Lally	CB	6-1	189	23	R	Tennessee	Austin, Texas	FA-'24
33	Jamal Adams	S	6-1	213	28	8	Louisiana State	Lewisville, Texas	FA-'24
35d	Robert Javier	CB	6-0	193	24	R	Towson	Bronx, N.Y.	FA-'24
35o	Dillon Johnson	RB	5-11	217	23	R	Washington	Greenville, Miss.	FA-'24
36	Julius Chestnut	RB	5-11	228	23	3	Sacred Heart	Bowie, Md.	FA-'22
37	Amani Hooker	S	5-11	210	26	6	Iowa	Minneapolis, Minn.	D4-'19
38	L'Jarius Sneed	CB	6-1	192	27	5	Louisiana Tech	Minden, La.	T (KC)-'24
39	Matthew Jackson	S	6-1	209	25	2	Eastern Kentucky	Nashville, Tenn.	FA-'23
40	Anthony Kendall	CB	5-10	188	24	2	Baldwin Wallace	Port Richey, Fla.	FA-'23
41	Otis Reese IV	LB	6-3	214	26	2	Mississippi	Leesburg, Ga.	FA-'23
42	Caleb Murphy	OLB	6-3	254	24	2	Ferris State	Dowagiac, Mich.	FA-'23
44	Mike Brown	S	6-1	218	25	2	Miami (Ohio)	Grand Rapids, Mich.	FA-'22
45	Chance Campbell	LB	6-2	232	24	3	Mississippi	Ellicott City, Md.	D6b-'22
46	Morgan Cox	LS	6-4	233	38	15	Tennessee	Collierville, Tenn.	UFA (BAL)-'21
47d	JoJo Domann	LB	6-1	230	26	2	Nebraska	Colorado Springs, Colo.	FA-'23
47o	Brayden Narveson	K	5-11	215	24	R	North Carolina State	Scottsdale, Ariz.	FA-'24
48	Thomas Rush	OLB	6-3	251	24	1	Minnesota	Marysville, Ohio	FA-'23
49	Arden Key	OLB	6-5	240	28	7	Louisiana State	Atlanta, Ga.	UFA (JAX)-'23
50	Jack Gibbens	LB	6-3	242	25	2	Minnesota	Bulverde, Texas	FA-'22
51	Cedric Gray	LB	6-2	234	21	R	North Carolina	Charlotte, N.C.	D4-'24
52	James Williams	LB	6-4	232	21	R	Miami (Fla.)	Fort Lauderdale, Fla.	D7a-'24
53o	Saahdiq Charles	OL	6-4	322	24	5	Louisiana State	New Orleans, La.	UFA (WAS)-'24
53d	Khalid Duke	OLB	6-3	246	23	R	Kansas State	Atlanta, Ga.	FA-'24
54	Garret Wallow	LB	6-2	230	25	4	Texas Christian	New Orleans, La.	FA-'23
55	JC Latham	T	6-6	342	21	R	Alabama	Oak Creek, Wis.	D1-'24
56	Kenneth Murray Jr.	LB	6-2	241	25	5	Oklahoma	Missouri City, Texas	UFA (LAC)-'24
57	Luke Gifford	LB	6-3	243	28	6	Nebraska	Lincoln, Neb.	UFA (DAL)-'23
58	Harold Landry III	OLB	6-2	252	28	7	Boston College	Spring Lake, N.C.	D2-'18
60	Daniel Brunskill	OL	6-5	300	30	6	San Diego State	Valley Center, Calif.	UFA (SF)-'23
61	John Ojukwu	OL	6-5	309	25	1	Boise State	Boise, Idaho	FA-'23
64	Geron Christian Sr.	T	6-5	315	27	7	Louisville	Ocala, Fla.	FA-'24
68	Brian Dooley	T	6-5	318	24	R	Eastern Michigan	Bowling Green, Ohio	FA-'24
69	Sebastian Joseph-Day	DL	6-4	310	29	6	Rutgers	Stroudsburg, Pa.	UFA (SF)-'24
70	Cole Spencer	G	6-3	307	25	R	Texas Tech	Louisville, Ky.	FA-'24
71	Jaelyn Duncan	OL	6-6	306	24	2	Maryland	New Carrollton, Md.	D6-'23
72	Leroy Watson IV	T	6-5	310	26	2	Texas-San Antonio	Snellville, Ga.	T (CLE)-'24
73	Lachavious Simmons	OL	6-5	315	27	3	Tennessee State	Selma, Ala.	FA-'23
75	Dillon Radunz	OL	6-6	301	26	4	North Dakota State	Becker, Minn.	D2-'21
76d	Isaiah Iton	DL	6-2	277	22	R	Rutgers	Houston, Texas	FA-'24
76o	Andrew Rucich	OL	6-6	318	25	1	Culver-Stockton	Wonder Lake, Ill.	FA-'22
77	Peter Skoronski	OL	6-4	313	22	2	Northwestern	Park Ridge, Ill.	D1-'23
78	Nicholas Petit-Frere	OL	6-5	316	24	3	Ohio State	Tampa, Fla.	D3a-'22
79	Lloyd Cushenberry III	C	6-4	315	26	5	Louisiana State	Carville, La.	UFA (DEN)-'24
80	Bryce Oliver	WR	6-1	214	24	R	Youngstown State	Fort Lauderdale, Fla.	FA-'24
81	Josh Whyle	TE	6-7	248	24	2	Cincinnati	Cincinnati, Ohio	D5-'23
82	Tre'Shaun Harrison	WR	5-11	188	24	1	Oregon State	Seattle, Wash.	FA-'23
83	Tyler Boyd	WR	6-2	203	29	9	Pittsburgh	Clairton, Pa.	FA-'24
84	Nick Vannett	TE	6-5	257	31	9	Ohio State	Westerville, Ohio	FA-'24
85	Chig Okonkwo	TE	6-3	238	24	3	Maryland	Powder Springs, Ga.	D4b-'22
86	Steven Stilianos	TE	6-5	251	24	R	Iowa	Hayes, Va.	FA-'24
87	Sam Schnee	WR	5-10	191	24	R	Northern Iowa	Dubuque, Iowa	FA-'24
88	David Martin-Robinson	TE	6-3	247	24	R	Temple	Landisville, Pa.	FA-'24
89	Thomas Odukoya	TE	6-6	253	27	1	Eastern Michigan	Almere, Netherlands	FA-'22
90	Marlon Davidson	DT	6-3	303	26	4	Auburn	Greenville, Ala.	FA-'23
91	Keondre Coburn	DL	6-2	332	24	2	Texas	Houston, Texas	FA-'23
92	Jaylen Harrell	OLB	6-4	247	22	R	Michigan	Tampa, Fla.	D7b-'24
93	T'Vondre Sweat	DT	6-4	366	23	R	Texas	Hunstville, Texas	D2-'24
96	TK McLendon Jr.	DE	6-4	275	25	2	Eastern Kentucky	Soperton, Ga.	FA-'23



TENNESSEE TITANS NUMERICAL ROSTER (CONTINUED)

NO.	NAME	POS.	HT.	WT.	AGE	EXP.	COLLEGE	HOMETOWN	ACQUIRED
97	Quinton Bohanna	DL	6-4	360	25	4	Kentucky	Memphis, Tenn.	FA-'23
98	Jeffery Simmons	DT	6-4	305	26	6	Mississippi State	Macon, Miss.	D1-'19
99	Rashad Weaver	OLB	6-4	259	26	4	Pittsburgh	Fort Lauderdale, Fla.	D4b-'21

Active Roster Count: 90

As of July 23, 2024

HEAD COACH: BRIAN CALLAHAN

ASSISTANT COACHES: **COLT ANDERSON** (special teams coordinator), **NICK HOLZ** (offensive coordinator), **DENNARD WILSON** (defensive coordinator), **BRIAN BELL** (assistant director of sports performance), **BEN BLOOM** (outside linebackers), **FRANK BUSH** (linebackers), **KYLAN BUTLER** (offensive assistant), **BILL CALLAHAN** (offensive line), **STEVE DONATELL** (defensive assistant), **SCOTT FUCHS** (assistant offensive line), **BO HARDEGREE** (quarterbacks), **CHRIS HARRIS** (defensive passing game coordinator/cornerbacks), **STEVE JACKSON** (secondary/safeties), **MATT JONES** (offensive assistant), **TOM JONES** (assistant to the head coach), **RANDY JORDAN** (running backs), **ANTHONY LEVINE SR.** (assistant special teams), **LORI LOCUST** (defensive quality control), **MARK LOVAT** (assistant strength and conditioning), **PAYTON MCCOLLUM** (assistant wide receivers), **CLINTON McMILLAN** (assistant defensive line/pass rush specialist), **JUSTIN OUTTEN** (tight ends), **HALEY ROBERTS** (sports performance assistant), **TRACY ROCKER** (defensive Line), **JOHN SHAW** (assistant sports performance - speed training), **LUKE STOCKER** (offensive assistant), **GRANT THORNE** (assistant strength and conditioning), **TYKE TOLBERT** (wide receivers), **ZAC WOODFIN** (director of sports performance).

HOW ACQUIRED KEY: FA (free agent), UFA (unrestricted free agent), RFA (restricted free agent), D (draft pick), W (waivers), T (trade)

PRONUNCIATION GUIDE

CHIDOBE AWUZIE (CHIH-doe-bay ah-WOOZ-yay); **TREYLON Burks** (TRAY-lin); **SAAHDIQ Charles** (SUH-deek); **GERON Christian Jr.** (JARE-en); **KE-ONDRE Coburn** (kee-AHN-dray); **SHYHEIM Carter** (shah-HEEM); **Eric GARROR** (GAIR-er); **TRE'SHAUN Harrison** (TRAY-shawn); **HASSAN Haskins** (huh-SAAN); **KEARIS Jackson** (key-AIR-iss); **Thomas ODUKOYA** (OH-due-COY-ah); **John OJUKWU** (oh-JEW-koo); **Chig OKONKWO** (oh-KAHN-kwoh); **Nicholas PETIT-FRERE** (puh-TEET FRAIR); **Dillon RADUNZ** (RAY-dinz); **Andrew RUPCICH** (RUP-sitch); **Peter SKORONSKI** (skuh-RON-ski); **TYJAE Spears** (TAH-zhay); **Nick Westbrook-IKHINE** (uh-KEEN-ay); **Josh WHYLE** (WHY-lee); **Ty ZENTNER** (ZINT-ner)



TITANS POSITIONAL ROSTER - OFFENSE

QUARTERBACKS (3)

8	Levis, Will	QB	6-4	229	6/27/99	2	Kentucky	Madison, Conn.	D2-'23
11	Rudolph, Mason	QB	6-5	235	7/17/95	7	Oklahoma State	Rock Hill, S.C.	UFA (PIT)-'24
7	Willis, Malik	QB	6-1	219	5/25/99	3	Liberty	Atlanta, Ga.	D3b-'22

RUNNING BACKS (6)

36	Chestnut, Julius	RB	5-11	228	10/26/00	3	Sacred Heart	Bowie, Md.	FA-'22
25	Haskins, Hassan	RB	6-2	228	11/26/99	3	Michigan	St. Louis, Mo.	D4a-'22
35	Johnson, Dillon	RB	5-11	217	6/15/01	R	Washington	Greenville, Miss.	FA-'24
20	Pollard, Tony	RB	6-0	209	4/30/97	6	Memphis	Memphis, Tenn.	UFA (DAL)-'24
31	Small, Jabari	RB	5-9	198	1/31/01	R	Tennessee	Memphis, Tenn.	FA-'24
2	Spears, Tyjae	RB	5-11	195	6/15/01	2	Tulane	Ponchatoula, La.	D3-'23

WIDE RECEIVERS (13)

83	Boyd, Tyler	WR	6-2	203	11/15/94	9	Pittsburgh	Clairton, Pa.	FA-'24
16	Burks, Treyton	WR	6-2	225	3/23/00	3	Arkansas	Warren, Ark.	D1-'22
14	Dowell, Colton	WR	6-3	212	4/19/99	2	Tennessee-Martin	Lebanon, Tenn.	D7-'23
82	Harrison, Tre'Shaun	WR	5-11	188	6/26/00	1	Oregon State	Seattle, Wash.	FA-'23
10	Hopkins, DeAndre	WR	6-1	212	6/6/92	12	Clemson	Central, S.C.	FA-'23
19	Jackson, Jha'Quan	WR	5-9	188	5/15/00	R	Tulane	Luling, La.	D6-'24
5	Jackson, Kearis	WR	5-11	196	12/9/99	2	Georgia	Fort Valley, Ga.	FA-'23
12	Kinsey, Mason	WR	5-11	200	8/29/98	2	Berry College	Demorest, Ga.	FA-'21
80	Oliver, Bryce	WR	6-1	214	5/19/00	R	Youngstown State	Fort Lauderdale, Fla.	FA-'24
18	Philips, Kyle	WR	5-11	189	6/17/99	3	UCLA	San Marcos, Calif.	D5-'22
0	Ridley, Calvin	WR	6-1	190	12/20/94	6	Alabama	Fort Lauderdale, Fla.	UFA (JAX)-'24
87	Schnee, Sam	WR	5-10	191	4/1/00	R	Northern Iowa	Dubuque, Iowa	FA-'24
15	Westbrook-Ikhine, Nick	WR	6-2	211	3/21/97	5	Indiana	Lake Mary, Fla.	FA-'20

TIGHT ENDS (6)

88	Martin-Robinson, David	TE	6-3	247	12/26/99	R	Temple	Landisville, Pa.	FA-'24
89	Odukoya, Thomas	TE	6-6	253	5/5/97	1	Eastern Michigan	Almere, Netherlands	FA-'22
85	Okonkwo, Chig	TE	6-3	238	9/8/99	3	Maryland	Powder Springs, Ga.	D4b-'22
86	Stilianos, Steven	TE	6-5	251	2/25/00	R	Iowa	Hayes, Va.	FA-'24
84	Vannett, Nick	TE	6-5	257	3/6/93	9	Ohio State	Westerville, Ohio	FA-'24
81	Whyle, Josh	TE	6-7	248	9/8/99	2	Cincinnati	Cincinnati, Ohio	D5-'23

CENTERS (2)

60	Brunskill, Daniel	OL	6-5	300	1/27/94	6	San Diego State	Valley Center, Calif.	UFA (SF)-'23
79	Cushenberry III, Lloyd	C	6-4	315	11/22/97	5	Louisiana State	Carville, La.	UFA (DEN)-'24

GUARDS (5)

53	Charles, Saahdiq	OL	6-4	322	7/26/99	5	Louisiana State	New Orleans, La.	UFA (WAS)-'24
76	Rupcich, Andrew	OL	6-6	318	4/1/99	1	Culver-Stockton	Wonder Lake, Ill.	FA-'22
73	Simmons, Lachavious	OL	6-5	315	9/12/96	3	Tennessee State	Selma, Ala.	FA-'23
77	Skoronski, Peter	OL	6-4	313	7/31/01	2	Northwestern	Park Ridge, Ill.	D1-'23
70	Spencer, Cole	G	6-3	307	4/12/99	R	Texas Tech	Louisville, Ky.	FA-'24

TACKLES (8)

64	Christian Sr., Geron	T	6-5	315	9/10/96	7	Louisville	Ocala, Fla.	FA-'24
68	Dooley, Brian	T	6-5	318	12/18/99	R	Eastern Michigan	Bowling Green, Ohio	FA-'24
71	Duncan, Jaelyn	OL	6-6	306	7/8/00	2	Maryland	New Carrollton, Md.	D6-'23
55	Latham, JC	T	6-6	342	2/8/03	R	Alabama	Oak Creek, Wis.	D1-'24
61	Ojukwu, John	OL	6-5	309	1/9/99	1	Boise State	Boise, Idaho	FA-'23
78	Petit-Frere, Nicholas	OL	6-5	316	9/15/99	3	Ohio State	Tampa, Fla.	D3a-'22
75	Radunz, Dillon	OL	6-6	301	3/28/98	4	North Dakota State	Becker, Minn.	D2-'21
72	Watson IV, Leroy	T	6-5	310	6/10/98	2	Texas-San Antonio	Snellville, Ga.	T (CLE)-'24

LONG SNAPPER (1)

46	Cox, Morgan	LS	6-4	233	4/26/86	15	Tennessee	Collierville, Tenn.	UFA (BAL)-'21
----	-------------	----	-----	-----	---------	----	-----------	---------------------	---------------

PLACEKICKERS (2)

6	Folk, Nick	K	6-1	225	11/5/84	17	Arizona	Sherman Oaks, Calif.	T (NE)-'23
47	Narveson, Brayden	K	5-11	215	9/28/99	R	North Carolina State	Scottsdale, Ariz.	FA-'24

As of July 18, 2024



TITANS POSITIONAL ROSTER - DEFENSE

DEFENSIVE LINEMEN (8)

97	Bohanna, Quinton	DL	6-4	360	3/16/99	4	Kentucky	Memphis, Tenn.	FA-'23
91	Coburn, Keondre	DL	6-2	332	5/23/00	2	Texas	Houston, Texas	FA-'23
90	Davidson, Marlon	DT	6-3	303	5/11/98	4	Auburn	Greenville, Ala.	FA-'23
76	Iton, Isaiah	DL	6-2	277	8/23/01	R	Rutgers	Houston, Texas	FA-'24
69	Joseph-Day, Sebastian	DL	6-4	310	3/21/95	6	Rutgers	Stroudsburg, Pa.	UFA (SF)-'24
96	McLendon Jr., TK	DE	6-4	275	2/27/99	2	Eastern Kentucky	Soperton, Ga.	FA-'23
98	Simmons, Jeffery	DT	6-4	305	7/28/97	6	Mississippi State	Macon, Miss.	D1-'19
93	Sweat, T'Vondre	DT	6-4	366	7/11/01	R	Texas	Hunstville, Texas	D2-'24

LINEBACKERS (16)

45	Campbell, Chance	LB	6-2	232	10/8/99	3	Mississippi	Ellicott City, Md.	D6b-'22
47	Domann, JoJo	LB	6-1	230	7/28/97	2	Nebraska	Colorado Springs, Colo.	FA-'23
53	Duke, Khalid	OLB	6-3	246	2/27/01	R	Kansas State	Atlanta, Ga.	FA-'24
50	Gibbens, Jack	LB	6-3	242	11/24/98	2	Minnesota	Bulverde, Texas	FA-'22
57	Gifford, Luke	LB	6-3	243	8/28/95	6	Nebraska	Lincoln, Neb.	UFA (DAL)-'23
51	Gray, Cedric	LB	6-2	234	10/30/02	R	North Carolina	Charlotte, N.C.	D4-'24
92	Harrell, Jaylen	OLB	6-4	247	5/1/02	R	Michigan	Tampa, Fla.	D7b-'24
49	Key, Arden	OLB	6-5	240	5/3/96	7	Louisiana State	Atlanta, Ga.	UFA (JAX)-'23
58	Landry III, Harold	OLB	6-2	252	6/5/96	7	Boston College	Spring Lake, N.C.	D2-'18
42	Murphy, Caleb	OLB	6-3	254	12/15/99	2	Ferris State	Dowagiac, Mich.	FA-'23
56	Murray Jr., Kenneth	LB	6-2	241	11/16/98	5	Oklahoma	Missouri City, Texas	UFA (LAC)-'24
41	Reese IV, Otis	LB	6-3	214	7/2/98	2	Mississippi	Leesburg, Ga.	FA-'23
48	Rush, Thomas	OLB	6-3	251	1/31/00	1	Minnesota	Marysville, Ohio	FA-'23
54	Wallow, Garret	LB	6-2	230	1/25/99	4	Texas Christian	New Orleans, La.	FA-'23
99	Weaver, Rashad	OLB	6-4	259	11/10/97	4	Pittsburgh	Fort Lauderdale, Fla.	D4b-'21
52	Williams, James	LB	6-4	232	2/15/03	R	Miami (Fla.)	Fort Lauderdale, Fla.	D7a-'24

CORNERBACKS (11)

23	Avery, Tre	CB	5-11	185	2/26/97	3	Rutgers	Baltimore, Md.	FA-'22
13	Awuzie, Chidobe	CB	6-0	202	5/24/95	8	Colorado	San Jose, Calif.	UFA (CIN)-'24
29	Brownlee Jr., Jarvis	CB	5-10	194	7/13/01	R	Louisville	Miami Gardens, Fla.	D5-'24
3	Farley, Caleb	CB	6-2	197	11/2/98	4	Virginia Tech	Maiden, N.C.	D1-'21
25	Garror, Eric	DB	5-8	174	3/31/00	2	Louisiana-Lafayette	Mobile, Ala.	FA-'23
30	Gowan, Tay	DB	6-2	185	1/7/98	2	Central Florida	Covington, Ga.	FA-'23
35	Javier, Robert	CB	6-0	193	5/26/00	R	Towson	Bronx, N.Y.	FA-'24
32	Jeudy-Lally, Gabe	CB	6-1	189	2/16/01	R	Tennessee	Austin, Texas	FA-'24
40	Kendall, Anthony	CB	5-10	188	12/17/99	2	Baldwin Wallace	Port Richey, Fla.	FA-'23
21	McCreary, Roger	CB	5-11	190	2/10/00	3	Auburn	Mobile, Ala.	D2-'22
38	Sneed, L'Jarius	CB	6-1	192	1/21/97	5	Louisiana Tech	Minden, La.	T (KC)-'24

SAFETIES (7)

33	Adams, Jamal	S	6-1	213	10/17/95	8	Louisiana State	Lewisville, Texas	FA-'24
44	Brown, Mike	S	6-1	218	4/7/99	2	Miami (Ohio)	Grand Rapids, Mich.	FA-'22
28	Carter, Shyheim	DB	5-10	194	12/15/97	1	Alabama	Kentwood, La.	FA-'22
31	Ellis, Keaton	S	5-11	185	2/22/01	R	Penn State	State College, Pa.	FA-'24
37	Hooker, Amani	S	5-11	210	6/14/98	6	Iowa	Minneapolis, Minn.	D4-'19
39	Jackson, Matthew	S	6-1	209	11/9/98	2	Eastern Kentucky	Nashville, Tenn.	FA-'23
24	Molden, Elijah	DB	5-10	192	1/30/99	4	Washington	West Linn, Ore.	D3b-'21

PUNTERS (2)

4	Stonehouse, Ryan	P	5-10	193	5/11/99	3	Colorado State	La Verne, Calif.	FA-'22
17	Zentner, Ty	P	6-2	199	6/7/98	2	Kansas State	Topeka, Kan.	FA-'23

As of July 18, 2024



HOW THE TITANS WERE BUILT

YEAR	DRAFTEES (28)	FREE AGENTS (59)	TRADES/WAIVERS (3)
2024	T JC Latham (1) DT T'Vondre Sweat (2) LB Cedric Gray (4) CB Jarvis Brownlee Jr. (5) WR Jha'Quan Jackson (6) LB James Williams (7a) OLB Jaylen Harrell (7b)	CB Chidobe Awuzie (UFA-CIN) C Lloyd Cushenberry III (UFA-DEN) LB Kenneth Murray Jr. (UFA-LAC) RB Tony Pollard (UFA-DAL) OL Saahdiq Charles (UFA-WAS) WR Calvin Ridley (UFA-JAX) QB Mason Rudolph (UFA-PIT) DL Sebastian Joseph-Day (UFA-SF) T Brian Dooley (FA) OLB Khalid Duke (FA) S Keaton Ellis (FA) DL Isaiah Iton (FA) CB Robert Javier (FA) CB Gabe Jedy-Lally (FA) RB Dillon Johnson (FA) TE David Martin-Robinson (FA) K Brayden Narveson (FA) WR Bryce Oliver (FA) WR Sam Schnee (FA) RB Jabari Small (FA) G Cole Spencer (FA) TE Steven Stilianos (FA) TE Nick Vannett (FA) WR Tyler Boyd (FA) T Geron Christian Sr. (FA) S Jamal Adams (FA)	CB L'Jarius Sneed (T-KC) T Leroy Watson IV (T-CLE)
2023	OL Peter Skoronski (1) QB Will Levis (2) RB Tyjae Spears (3) TE Josh Whyle (5) OL Jaelyn Duncan (6) WR Colton Dowell (7)	CB Shyheim Carter (FA) OL Daniel Brunskill (UFA-SF) LB Luke Gifford (UFA-DAL) OLB Arden Key (UFA-JAX) WR Tre'Shaun Harrison (FA) S Matthew Jackson (FA) CB Anthony Kendall (FA) OLB Caleb Murphy (FA) DE TK McLendon Jr. (FA) OL John Ojukwu (FA) LB Otis Reese IV (FA) OLB Thomas Rush (FA) DB Eric Garror (FA) WR Kearis Jackson (FA) WR DeAndre Hopkins (FA) DB Tay Gowan (FA) DT Marlon Davidson (FA) OL Lachavious Simmons (FA) P Ty Zentner (FA) LB JoJo Domann (FA) DL Quinton Bohanna (FA) DL Keondre Coburn (FA) LB Garret Wallow (FA)	K Nick Folk (T-NE)
2022	WR Treyton Burks (1) CB Roger McCreary (2) OL Nicholas Petit-Frere (3a) QB Malik Willis (3b) RB Hassan Haskins (4a) TE Chig Okonkwo (4b) WR Kyle Phillips (5) LB Chance Campbell (6b)	CB Tre Avery (FA) RB Julius Chestnut (FA) LB Jack Gibbens (FA) TE Thomas Odukoya (FA) P Ryan Stonehouse (FA) OL Andrew Rupcich (FA) S Mike Brown (FA)	
2021	CB Caleb Farley (1) OL Dillon Radunz (2) DB Elijah Molden (3b) OLB Rashad Weaver (4b)	LS Morgan Cox (UFA-BAL) WR Mason Kinsey (FA)	
2020		WR Nick Westbrook-Ikhine (FA)	
2019	DT Jeffery Simmons (1) S Amani Hooker (4)		
2018	OLB Harold Landry III (2)		

As of July 18, 2024



33 JAMAL ADAMS

SAFETY • 6'1" • 213 LBS

COLLEGE: LOUISIANA STATE • ACQUIRED: FREE AGENT - 2024

NFL EXPERIENCE (NFL/TITANS): 8/1 • HOMETOWN: LEWISVILLE, TEXAS

GAMES PLAYED/GAMES STARTED: 80/80 (PLAYOFFS: 1/1)



PRO: The Titans signed Jamal Adams late in the 2024 offseason to bring experience and physicality to the defensive backfield. The 6-foot-1-inch, 213-pounder was originally drafted by the New York Jets with the sixth-overall selection in the 2017 NFL Draft. In seven seasons, Adams has registered 362 tackles, 50 stops for loss, 21.5 sacks, 36 passes defended, four interceptions and seven forced fumbles. Upon joining the Jets as a rookie, Adams quickly established himself as a unique and productive defender, utilizing his athleticism and aggressive playstyle to be a force in run support, pass rush and pass defense. He was traded to the Seahawks in 2020 where he logged his third straight Pro Bowl honor (2018-20).

CAREER HIGHLIGHTS:

- From 2018-20, Adams logged three straight AP All-Pro and Pro Bowl seasons. He earned second team honors in 2018 and 2020, while earning first team honors in 2019. During that span, he collected 273 tackles, 30 stops for loss, 19.5 sacks, six forced fumbles and scored two defensive touchdowns: one interception return and one returned fumble recovery.
- Since 2017, Adams' 21.5 sacks are the most in the NFL by a defensive back, 7.5 more than the second most (15, Antoine Winfield Jr.).
- Adams set the NFL single-season record for most sacks by a defensive back with 9.5 sacks for the Seahawks in 2020.
- In his first Pro Bowl appearance following the 2018 season, he earned Defensive MVP after registering a sack and an interception in a three-play span for the AFC.

TITANS TIDBITS:

- Jamal's father, George, was a first-round selection of the New York Giants in 1985. Growing up, Jamal, who wears his father's jersey number 33, made a bet with his dad that he would be picked higher than George at 19th overall. "The trash-talking between them never stops," Jamal's mother, Michelle, told the New York Post.
- George played six NFL seasons with the Giants (1985-89) and Patriots (1990-91) after starring at the University of Kentucky where he still ranks in the top 10 in rushing yards for the school and is tied for fifth in rushing touchdowns for the Wildcats with 25. George and Maurice Carthon, father of Titans general manager Ran Carthon, were teammates on the Giants from 1985-89 as Carthon played fullback.

CAREER TRANSACTIONS:

- The Lewisville, Texas, native was selected by the New York Jets in the first round (sixth overall) of the 2017 NFL Draft.
- Traded by the Jets to the Seattle Seahawks along with a 2022 fourth-round pick in exchange for Bradley McDougald, 2022 first- and third-round picks, and a first-round pick in 2021 on July 25, 2020.
- Released by the Seahawks on March 5, 2024.
- Signed by the Titans as a free agent on July 11, 2024.

SEASON RECAPS:

- 2023 (9/9 - Seattle):** Started nine games at safety and registered 48 tackles, seven stops for loss and two passes defended. Was inactive for eight games. Placed on injured reserve on Dec. 30.
- Against Arizona (10/22), collected six tackles and one pass defended.
 - Against Cleveland (10/29), registered eight tackles, one stop for loss and a pass defended.
 - Against San Francisco (11/23), made six tackles including two for loss.

- At Dallas (11/30), posted 10 tackles, including a stop for loss.

2022 (1/1 - Seattle): Started the season opener before suffering a season-ending injury on Sep 12. Placed on injured reserve on Sep. 15 before missing the rest of the season

- Against Denver (9/12), recorded three tackles and a pass defended before leaving with an injury.

2021 (12/12 - Seattle): Started 12 games at safety and registered 87 tackles, four stops for loss, five passes defended and two interceptions. Was inactive for five games.

- At Minnesota (9/26), tied a career-high with 12 tackles, including one for loss.
- Against Jacksonville (10/31), collected 10 tackles.
- At Green Bay (11/14), recorded 11 tackles and an interception. The turnover was created after Aaron Rodgers was pressured to loft a pass into the endzone where Adams collected his first pick of the year.
- At Washington (11/29), collected nine tackles, two passes defended and an interception, picking off a Taylor Heinicke pass that was deflected after a big hit on the intended receiver by Quandre Diggs.

2020 (12/12, 1/1 - Seattle): Started 12 games at safety, recording 83 tackles, 11 stops for loss, three passes defended and one forced fumble. Registered 9.5 sacks, the highest single-season figure in NFL history for a defensive back. Received Associated Press second-team All-Pro honors and was selected to the Pro Bowl. Was inactive four games.

- At Atlanta (9/13), made his Seahawks debut, leading the team with 12 tackles, two stops for loss and recording one sack, dropping Matt Ryan for a seven-yard loss on third-and-six. Matched a career-high with four quarterback pressures.
- Against New England (9/20), collected nine tackles and one sack, taking down Cam Newton on third-and-seven.
- At Buffalo (11/8), recorded five tackles and 1.5 sacks, catching Josh Allen for a six-yard loss on third-and-six.
- At L.A. Rams (11/15), collected seven tackles and two sacks, one of which was a strip sack of Jared Goff recovered by the Seahawks.
- At Philadelphia (11/30), registered a team-high nine tackles and one sack, dropping Carson Wentz for a seven-yard loss on third-and-10.
- Against N.Y. Giants (12/6), totaled 11 tackles with one sack, taking down Colt McCoy for a loss of four yards on third down.
- Against N.Y. Jets (12/13), recorded five tackles, a sack and one pass deflection. Sacked Sam Darnold in the second quarter.
- At Washington (12/20), had his fourth straight game with a sack, bringing down Dwayne Haskins on third down and setting the single season record for sacks by a defensive back in a season (9.5). Also registered nine tackles.
- Against L.A. Rams (1/9/21), recorded four tackles and three passes defended in the Wild Card playoff contest.

2019 (14/14 - N.Y. Jets): Started 14 games at safety while earning first-team All-Pro honors and his second consecutive Pro Bowl nod. Was inactive for two games. Registered 75 tackles along with 10 tackles for loss, 6.5 sacks, seven passes defended, one interception, two forced fumbles and one fumble recovery.



- At New England (9/22), recorded three tackles and one interception, picking off Jarrett Stidham in the fourth quarter and returning it 61 yards for a touchdown, the first score of Adams' career.
- Against Dallas (10/13), made several game changing plays in the victory over the Cowboys. Assisted on a tackle of Dak Prescott on a fourth-and-two run deep in Jets territory in the second quarter. Recorded a pass defended on third-and-two later in the stanza. Pressured Prescott on a two-point conversion attempt late in the game to force an incompletion and secure the 24-22 Jets win. Finished with eight tackles, including one for loss and a pass defended.
- Against N.Y. Giants (11/10), terrorized the Giants offense with nine tackles, a pass defended and two strip sacks of Daniel Jones. The first was recovered by the Giants at their own eight-yard line for a loss of eight yards and the second was raked out of Jones' hands by Adams, who returned the fumble 25 yards for a touchdown.
- At Washington (11/17), recorded four tackles and a career-high three sacks, taking down Dwyane Haskins in the first, second and third quarters. Notched a career-best four quarterback pressures.
- Against Oakland (12/1), collected seven tackles and one sack, combining with Brandon Copeland to take down Derek Carr in second stanza.
- Against Pittsburgh (12/22), registered eight tackles, including two for loss.

2018 (16/16 - N.Y. Jets): Started all 16 games at safety and earned second-team AP All-Pro honors as well as being selected to his first Pro Bowl. Finished with 86 tackles, 3.5 sacks, 12 passes defended, nine tackles for loss, one interception, three forced fumbles and one fumble recovery.

- At Detroit (9/10), recorded six tackles, including one for loss, as well as a career-high three passes defended and an interception. Nabbed a deflected Matt Cassel pass and returned it 38 yards in the final stanza.
- Against Miami (9/16), collected seven tackles and one sack, chasing down Ryan Tannehill and forcing a fumble recovered by the Dolphins.
- At Jacksonville (9/30), set a career-high with 12 tackles, including one for loss. Corralled T.J. Yeldon behind the line early in the second half.
- Against Indianapolis (10/14), posted three passes defended and four tackles.
- Against Buffalo (11/11), recorded four tackles, including one for loss, a pass defended and a sack. Combined with Jordan Jenkins to bring down Matt Barkley in the final stanza.
- Against New England (11/25), collected 10 tackles with three pass breakups. Stonewalled Rob Gronkowski on third-and-10 to force an incompletion in the first quarter.
- At Tennessee (12/2), registered 11 tackles, one sack and a forced fumble. Brought down Marcus Mariota in the final stanza for no gain and jarred the ball loose from Mariota on a tackle later in the quarter.
- Against Buffalo (12/9), recovered a Josh Allen fumble knocked free by Kevin Pierre-Louis. Returned the fumble five yards.
- Against Houston (12/15), recorded four tackles and a sack, bursting through the middle to sack Deshaun Watson on a third-and-three in the final stanza.

2017 (16/16 - N.Y. Jets): Started all 16 games at safety as a rookie. Selected to the PFWA All-Rookie Team after recording 82 tackles, nine for loss, two sacks, six passes defended, one forced fumble and two fumble recoveries. Also recorded a special teams tackle. Made his NFL debut against Buffalo (9/10).

- At Buffalo (9/10), made five tackles, including one for loss and recorded a pass defended in his NFL debut. Corralled Lesean McCoy behind the line for loss of one deep in Buffalo territory in the fourth quarter.
- Against Miami (9/24), collected two tackles, a pass defended, his first career sack and another stop for loss. Stopped Jay Ajayi for a loss of two in the first stanza. On consecutive plays in the second quarter, broke up a Jay Cutler pass intended for DeVante Parker and sacked Cutler for a 10-yard loss on third down.
- At Miami (10/22), recorded six tackles, one pass defended, a sack and another stop for loss. Helped end consecutive Miami drives in the second stanza, deflecting a Jay Cutler pass that was intercepted by Muhammad Wilkerson and dropping Cutler for a sack on third down of the Dolphins' next drive.
- Against Atlanta (10/29), registered four tackles and recovered a Matt

Ryan fumble.

- Against Buffalo (11/2), recorded four tackles, a tackle for loss and a fumble recovery.
- At New Orleans (12/17), collected eight tackles and his first career forced fumble, jarring the ball loose from Brandon Coleman, that was recovered by the Jets.
- At New England (12/31), notched a then-career high 10 tackles, including one for loss.

COLLEGE:

- In three seasons at Louisiana State, Adams played in 37 games with 26 starts, including every game during his final two seasons. Finished his career as one of the top defenders in school history, collecting 209 tackles, 17.5 tackles for loss, five interceptions and two sacks. Played on two top five units in defensive scoring (No. 5 in 2015 and 2016). Was first team All-American and first team All-SEC as a junior and a second team All-SEC selection as a sophomore.
- As a junior (2016), started all 12 games at safety and recorded 76 tackles, including 7.5 for loss. Added five passes defended, an interception, a sack and a forced fumble. Garnered first-team All-America honors by CBS Sports and Pro Football Focus and second-team honors by the Associated Press and the American Football Coaches Association. Selected as permanent team captain and led a defense that allowed 16 touchdowns in 12 games, the lowest number in the nation.
- As a sophomore (2015), started all 12 games at safety and finished with 67 tackles, five for loss, six passes defended and a career-high four interceptions. Earned Second-Team All-SEC honors from both league coaches and the Associated Press.
- As a freshman (2014), played in all 13 games with two starts. Served as the Tigers' fifth defensive back in nickel packages and recorded 66 tackles, five for loss, a sack and five pass breakups. Selected Freshman All-America and All-SEC Freshman Team.

PERSONAL:

- Attended Hebron (Carrollton, Texas) High School, where he collected 138 tackles over his final two seasons at safety along with seven interceptions and four passes defended. Named the District 5-5A MVP in his senior season.
- Rated a composite five-star recruit and the No. 31 overall player by 247Sports.com. Ranked the No. 1 safety prospect in the nation by Scout.com as well as the No. 18 overall prospect and third-best Texas recruit by ESPN.com.
- Also made an impact on offense, scoring 20 touchdowns on 81 touches in his final two seasons
- Follow Adams on X at @prez and on Instagram at @presidentialm.
- Son of George and Michelle Adams.
- Born Jamal Lee Adams on Oct 17, 1995 in Lewisville, Tex.



JAMAL ADAMS' GAME-BY-GAME

2017 New York Jets

Date	Opp	W/L	P/S	Tot Solo Asst	Sk - Yds	QBP	TFL	Int - Yds -TD	PD	FF	FR - Yds	SpT
Sept 10	@ Buf	L	S	5 4 1	0.0 0.0	0	1	0 0 0	1	0	0	0
Sept 17	@ Oak	L	S	4 3 1	0.0 0.0	0	0	0 0 0	0	0	0	0
Sept 24	Mia	W	S	5 3 2	1.0 10.0	2	2	0 0 0	1	0	0	0
Oct 1	Jax	W	S	5 3 2	0.0 0.0	0	0	0 0 0	0	0	0	0
Oct 8	@ Cle	W	S	9 6 3	0.0 0.0	0	0	0 0 0	0	0	0	1
Oct 15	NE	L	S	3 3 0	0.0 0.0	0	0	0 0 0	1	0	0	0
Oct 22	@ Mia	L	S	6 5 1	1.0 8.0	2	2	0 0 0	1	0	0	1
Oct 29	Atl	L	S	4 4 0	0.0 0.0	0	0	0 0 0	0	0	1	0
Nov 2	Buf	W	S	4 3 1	0.0 0.0	0	1	0 0 0	0	1	1	0
Nov 12	@ TB	L	S	5 5 0	0.0 0.0	0	1	0 0 0	0	0	0	0
Nov 26	Car	L	p	4 3 1	0.0 0.0	0	0	0 0 0	0	0	0	0
Dec 3	KC	W	p	1 1 0	0.0 0.0	0	0	0 0 0	1	0	0	0
Dec 10	@ Den	L	p	5 5 0	0.0 0.0	0	1	0 0 0	1	0	0	1
Dec 17	@ NO	L	S	8 6 2	0.0 0.0	0	0	0 0 0	0	1	0	0
Dec 24	LAC	L	S	7 7 0	0.0 0.0	1	0	0 0 0	1	0	0	0
Dec 31	@ NE	L	S	10 3 7	0.0 0.0	0	1	0 0 0	1	0	0	0
Totals				5-11 16/16	82 63 19	2.0 18.0	5 9	0 0 0	6 1	2 0	1 1	0 0

2018 New York Jets

Date	Opp	W/L	P/S	Tot Solo Asst	Sk - Yds	QBP	TFL	Int - Yds -TD	PD	FF	FR - Yds	SpT
Sept 10	@ Det	W	S	6 5 1	0.0 0.0	0	1	1 38 0	3	0	0	0
Sept 16	Mia	L	S	7 4 3	1.0 6.0	2	0	0 0 0	0	1	1	0
Sept 20	@ Cle	L	S	6 3 3	0.0 0.0	3	0	0 0 0	0	0	0	0
Sept 30	@ Jax	L	S	12 10 2	0.0 0.0	0	1	0 0 0	0	0	0	0
Oct 7	Den	W	S	6 5 1	0.0 0.0	0	1	0 0 0	0	0	0	0
Oct 14	Ind	W	S	4 3 1	0.0 0.0	0	0	0 0 0	3	0	0	0
Oct 21	Min	L	S	9 6 3	0.0 0.0	0	3	0 0 0	0	0	0	0
Oct 28	@ Chi	L	S	6 6 0	0.0 0.0	1	0	0 0 0	0	1	0	0
Nov 4	@ Mia	L	S	7 5 2	0.0 0.0	0	1	1 0 0	2	0	0	0
Nov 11	Buf	L	S	4 3 1	0.5 4.0	2	1	0 0 0	1	0	0	0
Nov 24	NE	L	S	10 7 3	0.0 0.0	0	0	0 0 0	3	0	0	0
Dec 2	@ Ten	L	S	11 10 1	1.0 0.0	2	0	0 0 0	0	1	0	0
Dec 9	@ Buf	W	S	5 4 1	0.0 0.0	2	0	0 0 0	0	1	5	0
Dec 15	Hou	L	S	4 3 1	1.0 14.0	2	1	0 0 0	0	0	0	0
Dec 23	GB	L	S	10 8 2	0.0 0.0	2	0	0 0 0	0	0	0	0
Dec 29	@ NE	L	S	11 7 4	0.0 0.0	0	0	0 0 0	0	0	0	0
Totals				4-12 16/16	115 86 29	3.5 24.0	16 4	1 0 0	12 3	1 5	0 0	0 0

2019 New York Jets

Date	Opp	W/L	P/S	Tot Solo Asst	Sk - Yds	QBP	TFL	Int - Yds -TD	PD	FF	FR - Yds	SpT
Sept 8	Buf	L	S	6 5 1	0.0 0.0	0	0	0 0 0	0	1	0	0
Sept 20	CLE	L	S	5 5 0	0.0 0.0	0	1	0 0 0	0	0	0	0
Sept 22	@ NE	L	S	3 3 0	0.0 0.0	0	0	1 61 0	1	0	0	0
Oct 6	@ Phi	L	S	6 2 4	0.0 0.0	0	0	0 0 0	0	1	0	0
Oct 21	NE	L	S	5 5 0	0.0 0.0	0	1	0 0 0	0	0	0	0
Oct 13	Dal	W	S	8 6 2	0.0 0.0	0	1	0 0 0	1	0	0	0
Oct 27	@ Jax	L	S	6 5 1	0.0 0.0	2	0	0 0 0	1	0	0	0
Nov 3	@ Mia	L	S	4 4 0	1.0 5.0	1	2	0 0 0	1	0	0	0
Nov 10	NYG	W	S	9 8 1	2.0 21.0	3	0	0 0 0	1	2	1	25
Nov 17	@ Was	W	S	4 4 0	3.0 16.0	4	3	0 0 0	0	0	0	0
Nov 24	Oak	W	S	7 5 2	0.5 3.5	4	0	0 0 0	0	0	0	0
Dec 1	@ Cin	L	S	1 0 1	0.0 0.0	0	0	0 0 0	0	0	0	0
Dec 8	Mia	W	IA									
Dec 12	@ Bal	L	IA									
Dec 22	Pit	W	S	8 6 2	0.0 0.0	2	2	0 0 0	0	0	0	0
Dec 29	@ Buf	W	S	3 3 0	0.0 0.0	1	0	0 0 0	1	0	0	0
Totals				7-9 14/14	75 61 14	6.5 45.5	17 10	1 61 0	7 2	1 25	0 0	0 0

2020 Seattle Seahawks

Date	Opp	W/L	P/S	Tot Solo Asst	Sk - Yds	QBP	TFL	Int - Yds -TD	PD	FF	FR - Yds	SpT
Sept 13	Atl	W	S	12 8 4	1.0 7.0	4	2	0 0 0	0	0	0	0
Sept 20	NE	W	S	9 6 3	1.0 0.0	1	1	0 0 0	0	0	0	0
Sept 27	Dal	W	S	2 2 0	0.0 0.0	3	0	0 0 0	0	1	0	0
Oct 4	@ Mia	W	IA									
Oct 11	MIN	W	IA									
Oct 25	@ Ari	L	IA									
Nov 1	SF	W	IA									
Nov 8	@ Buf	L	S	5 4 1	1.5 8.5	3	1	0 0 0	0	0	0	0
Nov 15	@ LAR	L	S	7 6 1	2.0 11.0	2	0	0 0 0	0	1	0	0
Nov 19	Ari	W	S	3 1 2	0.0 0.0	1	1	0 0 0	0	0	0	0
Nov 30	@ Phi	W	S	9 8 1	1.0 7.0	3	1	0 0 0	0	0	0	0
Dec 6	NYG	L	S	11 8 3	1.0 4.0	2	0	0 0 0	0	0	0	0
Dec 13	NYJ	W	S	5 2 3	1.0 1.0	3	1	0 0 0	1	0	0	0
Dec 20	@ Was	W	S	9 7 2	1.0 1.0	1	1	0 0 0	0	0	0	0
Dec 27	LAR	W	S	8 6 2	0.0 0.0	1	0	0 0 0	1	0	0	0

Jan 3	SF	W	S	3 3 0	0.0 0.0	1	1	0 0 0	0	0	0	0
Totals				12-4 12/12	83 59 24	9.5 39.5	25 11	0 0 0	3 1	0 0	0 0	0 0

Playoffs

Jan 9	LAR	L	S	4 2 2	0.0 0.0	0	0	0 0 0	0	3	0	0
Totals				0-1 1/1	4 2 2	0.0 0.0	0 0	0 0 0	0 3	0 0	0 0	0 0

2021 Seattle Seahawks

Date	Opp	W/L	P/S	Tot Solo Asst	Sk - Yds	QBP	TFL	Int - Yds -TD	PD	FF	FR - Yds	SpT
Sept 12	@ Ind	W	S	6 3 3	0.0 0.0	1	0	0 0 0	0	0	0	0
Sept 19	Ten	L	S	8 5 3	0.0 0.0	1	1	0 0 0	0	0	0	0
Sept 26	@ Min	L	S	12 10 2	0.0 0.0	0	1	0 0 0	0	0	0	0
Oct 3	@ SF	W	S	6 4 2	0.0 0.0	1	0	0 0 0	1	0	0	0
Oct 7	LAR	L	S	5 4 1	0.0 0.0	0	1	0 0 0	0	0	0	0
Oct 17	@ Pit	L	S	6 4 2	0.0 0.0	0	1	0 0 0	0	0	0	0
Oct 25	NO	L	S	2 2 0	0.0 0.0	1	1	0 0 0	0	0	0	0
Oct 31	Jax	W	S	10 5 5	0.0 0.0	1	0	0 0 0	0	0	0	0
Nov 14	@ GB	L	S	11 7 4	0.0 0.0	2	0	1 0 0	1	0	0	0
Nov 21	Ari	L	S	8 4 4	0.0 0.0	0	1	0 0 0	0	0	0	0
Nov 29	@ Was	L	S	9 6 3	0.0 0.0	0	0	1 0 0	0	2	0	0
Dec 5	SF	W	S	4 2 2	0.0 0.0	0	0	0 0 0	0	0	0	0
Dec 12	@ Hou											
Dec 21	@ LAR											
Dec 26	Chi											
Jan 2	DET											
Jan 9	@ Ari											
Totals				4-8 12/12	87 56 31	0.0 0.0	6 4	2 0 0	5 0	0 0	0 0	0 0

2022 Seattle Seahawks

Date	Opp	W/L	P/S	Tot Solo Asst	Sk - Yds	QBP	TFL	Int - Yds -TD	PD	FF	FR - Yds	SpT
Sept 12	Den	W	S	3 3 0	0.0 0.0	1	0	0 0 0	0	1	0	0
Sept 18	@ SF	L										
Sept 25	Atl	L										
Oct 2	@ Det	W										
Oct 9	@ NO	L										
Oct 16	Ari	W										
Oct 23	@ LAC	W										
Oct 30	NYG	W										
Nov 6	@ Ari	W										
Nov 13	@ TB	L										
Nov 27	LVR	L										
Dec 4	@ LAR	W										
Dec 11	Car	L										
Dec 15	SF	L										
Dec 24	@ KC	L										
Jan 1	NYJ	W										
Jan 8	LAR	W										
Totals				1-0 1/1	3 3 0	0.0 0.0	1 0	0 0 0	0 0	0 0	0 0	0 0

2023 Seattle Seahawks

Date	Opp	W/L	P/S	Tot Solo Asst	Sk - Yds	QBP	TFL	Int - Yds -TD	PD	FF	FR - Yds	SpT
Sept 10	LAR	L	IA									
Sept 17	@ Det	W	IA									
Sept 24	Car	W	IA									
Oct 2	@ NYG	W	S	2 2 0	0.0 0.0	1	0	0 0 0	0	0	0	0
Oct 15	@ Cin	L	S	4 4 0	0.0 0.0	1	1	0 0 0	0	0	0	0
Oct 22	Ari	W	S	6 4 2	0.0 0.0	0	0	0 0 0	0	1	0	0
Oct 29	Cle	W	S	8 5 3	0.0 0.0	0	1	0 0 0	0	1	0	0
Nov 5	@ Bal	L	S	3 2 1	0.0 0.0	1	1	0 0 0	0	0	0	0
Nov 12	Was	W	S	5 4 1	0.0 0.0	2	1					

JAMAL ADAMS' NFL STATISTICS

REGULAR SEASON		TACKLES									INTERCEPTIONS					FUMBLES			
Year	Team	GP	GS	Tot	Solo	Asst	Sk	Yds	QBP	TFL	No	Yds	Lg	TD	PD	FF	FR	Yds	SpT
2017	NY Jets	16	16	82	63	19	2.0	18.0	5	9	0	0	0	0	6	1	2	0	1
2018	NY Jets	16	16	115	86	29	3.5	24.0	16	4	1	38	38	0	11	3	1	5	0
2019	NY Jets	14	14	75	61	14	6.5	45.5	17	10	1	61	61	1	7	2	1	25	0
2020	Seattle	12	12	83	59	24	9.5	39.5	25	11	0	0	0	0	3	1	0	0	0
2021	Seattle	12	12	87	56	31	0.0	0.0	6	4	2	0	0	0	5	0	0	0	0
2022	Seattle	1	1	3	3	0	0.0	0.0	1	0	0	0	0	0	1	0	0	0	0
2023	Seattle	9	9	48	34	14	0.0	0.0	8	7	0	0	0	0	2	0	0	0	0
NFL Totals		80	80	494	361	132	21.5	0.0	78	50	4	99	61	1	36	7	4	30	1

PLAYOFFS		TACKLES									INTERCEPTIONS					FUMBLES			
Year	Team	GP	GS	Tot	Solo	Asst	Sk	Yds	QBP	TFL	No	Yds	Lg	TD	PD	FF	FR	Yds	SpT
2020	Seattle	1	1	4	2	2	0.0	0.0	0	0	0	0	0	0	3	0	0	0	0
NFL Totals		1	1	4	2	2	0.0	0.0	0	0	0	0	0	0	3	0	0	0	0

Single-Game Highs

Tackles - 12 (Three times, last at Minnesota, 9/26/21)
 Interceptions - 1 (Four times, last at Washington, 12/29/21)
 Passes Defensed - 3 (Three times, last at New England, 11/24/18)
 Quarterback Pressures - 4 (Three times, last vs. Atlanta, (9/13/2020)
 Tackles For Loss - 3 (Twice, last at Washington, 11/17/19)
 Forced Fumble - 2 vs. N.Y. Giants (11/10/19)

Fumble Recovery - 1 (Four times, last vs. N.Y. Giants, 11/10/19)

Playoff Single-Game Highs

Tackles - 4 vs. L.A. Rams (1/9/21)
 Interceptions -
 Passes Defensed - 3 vs. L.A. Rams (1/9/21)

Miscellaneous Statistics

Touchdowns: 1 (Twice, last vs. N.Y. Giants, 11/10/19)



23 TRE AVERY

CORNERBACK • 5'11" • 185 LBS

COLLEGE: RUTGERS • ACQUIRED: FREE AGENT - 2022

NFL EXPERIENCE (NFL/TITANS): 3/3 • HOMETOWN: BALTIMORE, MD.

GAMES PLAYED/GAMES STARTED: 29/5 (PLAYOFFS: 0/0)



PRO: The Titans signed Tre Avery as an undrafted free agent following the 2022 NFL Draft to add speed and depth to the cornerback room. He won a job in his first training camp and went on to appear in 14 games with three starts as a rookie. In his second season, he participated in 15 games with two starts. Prior to arriving in the NFL, the 5-foot-11-inch, 185-pounder appeared in 35 games with 22 starts over four seasons at Rutgers (2018-21) and totaled 92 career tackles, 4.5 tackles for loss, one sack, four interceptions, 17 passes defended and one forced fumble. The Baltimore, Md., native also registered eight kick returns for 169 yards over his collegiate career.

CAREER HIGHLIGHTS:

- In 2023, Avery's totals included 31 tackles, two tackles for loss, two passes defended and two special teams tackles in 15 games.
- In 2022, Avery led the team with nine passes defended as an undrafted rookie. His total ranked sixth in the NFL among all rookies. He was the first Titans rookie to lead the team in passes defended since Adoree' Jackson in 2017.

TITANS TIDBITS:

- Avery initially committed to play football at Ohio State as part of the 2016 signing class, after being recruited by then-defensive coordinator Chris Ash, who departed a few months later to become the head coach at Rutgers. Despite leaving Ohio State prior to his freshman season and instead enrolling at Toledo, Avery maintained a relationship with Ash. Eventually, he joined Ash at Rutgers and went on to play in 35 career games for the Scarlet Knights.
- On Aug. 30, 2022, Avery welcomed a new son, Riley, into the world. The following day, he received a call from then-Titans head coach Mike Vrabel and then-general manager Jon Robinson that he had made the Titans roster as an undrafted rookie.
- In 2024, he started his own streetwear and luxury clothing line called Lignéé, which is French for "bloodline."

CAREER TRANSACTIONS:

- The Baltimore, Md., native was signed by the Titans as a rookie free agent on May 13, 2022.

SEASON RECAPS:

2023 (15/2): Played in a career-high 15 games with two starts at cornerback. Registered a career-best 31 tackles, two stops for loss, two passes defended and two special teams tackles. Was inactive for two contests. Led the team in special teams tackles once in 2023 (at MIA).

- Against L.A. Chargers (9/17), saw significant action as a reserve as the nickelback. Finished second on the squad with a career-best eight tackles to go along with a stop for loss and a pass defended. Stuffed Mike Williams for a one-yard loss on a short pass in the opening stanza. Forced the Chargers to settle for a field goal attempt by breaking up a pass intended for Quentin Johnston in the end zone on third-and-seven in the second quarter.
- At Pittsburgh (11/2), saw significant action as a reserve at cornerback after Sean Murphy-Bunting left the game in the first quarter with an injury and tallied four tackles.
- Against Indianapolis (12/3), saw action as a reserve at cornerback and registered a pass defended. Broke up a pass intended for Alec Pierce in overtime.

- At Miami (12/11), started at cornerback and notched five tackles. Helped limit the NFL's top-ranked passing offense to 208 net yards. Led the team with two special teams tackles on coverage units.
- Against Houston (12/17), saw significant action as a reserve at cornerback and tallied four tackles, including a stop for loss. Combined with Jaleel Johnson to drop Devin Singletary for a one-yard loss on a rush off left guard in the fourth quarter.
- Against Seattle (12/24), started at cornerback and produced six tackles.

2022 (14/3): Played in 14 games with three starts during his rookie campaign and led the team with nine passes defended. Registered 23 tackles, including a stop for loss. Posted six special teams tackles and a fumble recovery on coverage units. Was inactive for two contests and did not play in another game. Led or tied for the team lead in passes defended three times in 2022 (at GB, at PHI, vs. DAL). Led the team in special teams tackles twice in 2022 (vs. NYG, vs. DEN).

- Against N.Y. Giants (9/11), made his NFL debut as a reserve on special teams and led the team with three special teams tackles.
- At Buffalo (9/19), made his first career start at cornerback and collected three tackles. Pounced on a fumble after a muffed punt by Amani Hooker early in the fourth quarter.
- Against Denver (11/13), played as a reserve at cornerback. Led the team with two special teams tackles on coverage units.
- At Green Bay (11/17), saw action as a reserve at cornerback and registered a tackle for loss and a team-best two passes defended. Broke up a pass intended for Allen Lazard along the sideline in the fourth quarter. Stuffed Aaron Jones for a one-yard loss on a short pass in the final quarter. Defended a pass intended for Sammy Watkins in the fourth stanza.
- Against Cincinnati (11/27), played as a reserve at cornerback and collected two tackles with a team-best two passes defended. Halted a Bengals' drive by breaking up a third-and-13 pass intended for Trenton Irwin in the opening quarter. Defended a pass intended for Irwin in the second stanza.
- At Philadelphia (12/4), saw significant action as a reserve at cornerback and tied for the team lead with seven tackles to go along with a team-best two passes defended. Ended an Eagles' drive by breaking up a deep pass intended for DeVonta Smith in the third quarter. Broke up a third-and-10 pass intended for Zach Pascal in the final stanza.
- Against Houston (12/24), started at cornerback and notched two tackles and a pass defended. Deflected a Davis Mills pass that was then intercepted by Jack Gibbens in the third quarter.
- Against Dallas (12/29), started at cornerback and tied a career-high with seven tackles and two passes defended. Broke up a pass intended for Michael Gallup late in the second quarter. Ended a Cowboys' drive by defending a third-and-10 pass intended for Michael Gallup in the fourth quarter.

COLLEGE:

- Appeared in 35 games with 22 starts over four seasons at Rutgers (2018-21). Totaled 92 career tackles, 4.5 tackles for loss, one sack, four interceptions, 17 passes defended and one forced fumble. Added eight kick returns for 169 yards. Transferred to Rutgers in 2017 from Toledo where he did not appear in a game. Transferred to Toledo from Ohio State in 2016 prior to the season.
- As a senior (2021), saw action in 12 games with nine starts and tallied



a career-high-tying 37 tackles. Added 1.5 tackles for loss, one interception and six passes defended.

- As a junior (2020), started all nine games and recorded career-bests with 37 tackles, two tackles for loss and a team-high-tying eight passes defended. Also tallied one interception. Named third-team All-Big Ten by the league's coaches and media.
- As a sophomore (2019), played in all 12 games and made four starts. Posted 17 tackles, one tackle for loss, one sack, a career-best two interceptions, three passes defended and one forced fumble. Added eight kick returns for 169 yards (21.1-yard avg.) including a long return of 28 yards.
- As a redshirt freshman (2018), appeared in two games and notched one tackle in his first season at Rutgers.
- Transferred to Rutgers in 2017 from Toledo where he did not appear in a game.
- Transferred to Toledo from Ohio State in 2016 prior to the season.
- Graduated from Rutgers in May 2021 with a degree in labor studies and employment relations.

PERSONAL:

- Has a son, Riley.
- Attended Franklin (Md.) High School where he was named first team all-state and all-metro as a senior after collecting 91 tackles, seven passes defended and four interceptions.
- Transferred to Franklin from St. Frances Academy (Md.) where he earned honorable mention all-state and all-conference accolades as a junior.
- Son of Talita Avery.
- Follow Avery on Instagram at @t.avery21 and on X at @t21avery.
- Born Tre Avery on Feb. 26, 1997 in Baltimore, Md.

TRE AVERY'S GAME-BY-GAME

2022 Tennessee Titans

Date	Opp	W/L	P/S	Tot	Solo	Asst	Sk	- Yds	QBP	TFL	Int	- Yds	-TD	PD	FF	FR	- Yds	SpT	
Sept 11	NYG	L	p	0	0	0	0.0	0.0	0	0	0	0	0	0	0	0	0	0	3
Sept 19	@ Buf	L	S	3	3	0	0.0	0.0	0	0	0	0	0	0	0	0	0	0	0
Sept 25	LV	W	p	0	0	0	0.0	0.0	0	0	0	0	0	0	0	0	0	0	0
Oct 2	@ Ind	W	p	0	0	0	0.0	0.0	0	0	0	0	0	0	0	0	0	0	0
Oct 9	@ Was	W	DNP																
Oct 23	Ind	W	p	0	0	0	0.0	0.0	0	0	0	0	0	0	0	0	0	0	0
Oct 30	@ Hou	W	p	0	0	0	0.0	0.0	0	0	0	0	0	0	0	0	0	0	0
Nov 6	@ KC	L	p	0	0	0	0.0	0.0	0	0	0	0	0	0	0	0	0	0	1
Nov 13	Den	W	p	0	0	0	0.0	0.0	0	0	0	0	0	0	0	0	0	0	2
Nov 17	@ GB	W	p	1	1	0	0.0	0.0	0	1	0	0	0	2	0	0	0	0	0
Nov 27	Cin	L	p	2	1	1	0.0	0.0	0	0	0	0	0	2	0	0	0	0	0
Dec 4	@ Phi	L	p	7	6	1	0.0	0.0	0	0	0	0	0	2	0	0	0	0	0
Dec 11	Jax	L	IA																
Dec 18	@ LAC	L	IA																
Dec 24	Hou	L	S	2	2	0	0.0	0.0	0	0	0	0	0	1	0	0	0	0	0
Dec 29	Dal	L	S	7	6	1	0.0	0.0	0	0	0	0	0	2	0	0	0	0	0
Jan 7	@ Jax	L	p	1	1	0	0.0	0.0	0	0	0	0	0	0	0	0	0	0	0
Totals			7-10	14/3	23	20	3	0.0	0.0	0	1	0	0	9	0	0	0	0	6

2023 Tennessee Titans

Date	Opp	W/L	P/S	Tot	Solo	Asst	Sk	- Yds	QBP	TFL	Int	- Yds	-TD	PD	FF	FR	- Yds	SpT	
Sept 10	@ NO	L	IA																
Sept 17	LAC	W	p	8	7	1	0.0	0.0	0	1	0	0	0	1	0	0	0	0	0
Sept 24	@ Cle	L	p	0	0	0	0.0	0.0	0	0	0	0	0	0	0	0	0	0	0
Oct 1	Cin	W	p	0	0	0	0.0	0.0	0	0	0	0	0	0	0	0	0	0	0
Oct 8	@ Ind	L	p	0	0	0	0.0	0.0	0	0	0	0	0	0	0	0	0	0	0
Oct 15	Bal	L	p	2	2	0	0.0	0.0	0	0	0	0	0	0	0	0	0	0	0
Oct 29	Atl	W	p	0	0	0	0.0	0.0	0	0	0	0	0	0	0	0	0	0	0
Nov 2	@ Pit	L	p	4	3	1	0.0	0.0	0	0	0	0	0	0	0	0	0	0	0
Nov 12	@ TB	L	p	0	0	0	0.0	0.0	0	0	0	0	0	0	0	0	0	0	0
Nov 19	@ Jax	L	p	2	2	0	0.0	0.0	0	0	0	0	0	0	0	0	0	0	0
Nov 26	Car	W	p	0	0	0	0.0	0.0	0	0	0	0	0	0	0	0	0	0	0
Dec 3	Ind	L	p	0	0	0	0.0	0.0	0	0	0	0	0	1	0	0	0	0	0
Dec 11	@ Mia	W	S	5	5	0	0.0	0.0	0	0	0	0	0	0	0	0	0	0	2
Dec 17	Hou	L	p	4	3	1	0.0	0.0	0	1	0	0	0	0	0	0	0	0	0
Dec 24	Sea	L	S	6	5	1	0.0	0.0	0	0	0	0	0	0	0	0	0	0	0
Dec 31	@ Hou	L	IA																
Jan 7	Jax	W	p	0	0	0	0.0	0.0	0	0	0	0	0	0	0	0	0	0	0
Totals			6-11	15/2	31	27	4	0.0	0.0	0	2	0	0	2	0	0	0	0	2

TRE AVERY'S NFL STATISTICS

REGULAR SEASON		TACKLES								INTERCEPTIONS					FUMBLES				
Year	Team	GP	GS	Tot	Solo	Asst	Sk	Yds	QBP	TFL	No	Yds	Lg	TD	PD	FF	FR	Yds	SpT
2022	Tennessee	14	3	23	20	3	0.0	0.0	0	1	0	0	0	9	0	0	0	0	6
2023	Tennessee	15	2	31	27	4	0.0	0.0	0	2	0	0	0	2	0	0	0	0	2
NFL Totals		29	5	54	47	7	0.0	0.0	0	3	0	0	0	11	0	0	0	0	8

Single-Game Highs

- Tackles - 8 vs. L.A. Chargers (9/17/23)
- Tackle For Loss - 1 (Three times, last vs. Houston 12/17/23)
- Passes Defended - 2 (Four times, last vs. Dallas 12/29/22)
- Special Teams Tackles - 3 vs. N.Y. Giants (9/11/22)

Additional Career Statistics

- Special Teams Fumble Recovery - 1 at Buffalo (9/19/22)



13 CHIDOBE AWUZIE

CORNERBACK • 6'0" • 202 LBS

COLLEGE: COLORADO • ACQUIRED: UNRESTRICTED FREE AGENT - 2024 (CIN)

NFL EXPERIENCE (NFL/TITANS): 8/1 • HOMETOWN: SAN JOSE, CALIF.

GAMES PLAYED/GAMES STARTED: 86/74 (PLAYOFFS: 6/6)



PRO: The Titans entered the 2024 offseason looking to add an experienced piece to their secondary. The club found just that when it signed veteran cornerback Chidobe Awuzie as an unrestricted free agent on March 14, 2024. The 6-foot, 202-pounder arrived in Tennessee having collected seven total interceptions, including one in the postseason, and 62 passes defended in seven NFL seasons with the Dallas Cowboys (2017-2020) and Cincinnati Bengals (2021-22). Awuzie originally entered the league as a second-round pick of the Cowboys out of the University of Colorado.

CAREER HIGHLIGHTS:

- In 2021, Awuzie registered a career-best two interceptions and a team-leading 14 passes defended while helping lead the Bengals to Super Bowl LVI.
- In 2019, Awuzie started all 16 games for the first time in his career and posted a career-best 79 tackles, while tying a career-high with 14 passes defended.

TITANS TIDBITS:

- Awuzie is an avid chess player who says chess helps him in his daily life and in making connections with others. In July 2022, he won Chess.com's BlitzChamps tournament, a rapid tournament for NFL players, beating former Cowboys teammate Amari Cooper in the final. He finished as runner-up the following year to Chiefs linebacker Drue Tranquill.
- Awuzie was named the 2023 Cincinnati Bengals recipient of Ed Block Courage Award, in recognition of professionalism and dedication during recovery from a 2022 knee injury.
- Awuzie is the son of Nigerian immigrants.
- While not related, Awuzie's godmother's nephew is Nnamdi Asomugha, a longtime NFL cornerback with the Oakland Raiders and Philadelphia Eagles.

CAREER TRANSACTIONS:

- The San Jose, Calif., native was selected by the Dallas Cowboys in the second round (60th overall) of the 2017 NFL Draft.
- Signed by the Cincinnati Bengals as an unrestricted free agent on March 19, 2021.
- Signed by the Titans as an unrestricted free agent on March 14, 2024.

SEASON RECAPS:

2023 (15/10 - Cincinnati): Played in 15 games with 10 starts and totaled 57 tackles, with two stops for loss, six passes defended, a forced fumble and a fumble recovery. Was inactive for two contests.

- At Cleveland (9/10), started at cornerback in his first game action since suffering a season-ending injury on the same field in Week 8 of 2022 season. Posted three tackles and recovered a fumble that was forced by Germaine Pratt to halt a Browns drive that reached the Cincinnati 21-yard line in first quarter.
- Against Houston (11/12), tallied eight tackles and a pass defended.
- Against Indianapolis (12/10), registered five tackles and had two passes defended on third downs that forced the Colts to punt.

2022 (8/8 - Cincinnati): Started the first eight games of the season before suffering season-ending injury on Oct. 31. Recorded 35 tackles, five passes defended and a forced fumble. Led all Bengals cornerbacks

in passes defended prior to the injury. Placed on injured reserve on Nov. 5 and missed the final nine games.

- Against Pittsburgh (9/11), tallied six tackles with a forced fumble.
- At N.Y. Jets (9/25), recorded five tackles and a career-high three passes defended.

2021 (14/14, 4/4 - Cincinnati): Started 14 games and all four postseason contests in first season with the Bengals, helping Cincinnati reach Super Bowl LVI. Registered a team-leading 14 passes defended to go with 64 tackles, four stops for loss and two interceptions. Was inactive for two games and spent one contest on the reserve/COVID-19 list.

- Against Green Bay (10/10), recorded first interception as a Bengal when he picked off a deep pass from Aaron Rodgers in the first quarter. It was one of Rodgers' league-low four interceptions all season.
- Against L.A. Chargers (12/5), tallied three tackles and intercepted a Justin Herbert pass intended for Joshua Palmer in the second quarter.
- Against Kansas City (1/2), registered a career-best 10 tackles.
- At Kansas City (1/30), set a postseason high with eight tackles in the AFC Championship Game.
- Against L.A. Rams (2/13), played all but two defensive snaps in Super Bowl LVI, and intercepted Matthew Stafford on the Rams' first offensive play of the second half to set up a Bengals field goal drive.

2020 (8/6 - Dallas): Played in eight games with six starts and recorded 38 tackles, an interception and five passes defended. Placed on injured reserve on Sept. 26 and missed seven games before being designated to return on Nov. 10. Spent one contest on the reserve/COVID-19 list.

- At L.A. Rams (9/13), registered two tackles and picked off Jared Goff in season opener.
- At Minnesota (11/22), tallied a season-high nine tackles.

2019 (16/16 - Dallas): Started all 16 games for the first time in his career and posted 79 tackles, 14 passes defended, an interception and a fumble recovery.

- Against N.Y. Giants (9/8), posted his first career fumble recovery in the win.
- At New Orleans (9/29), registered six tackles and picked off Teddy Bridgewater for his third career interception.
- Against Green Bay (10/6), collected his first career tackle for loss and his first career pressure.

2018 (15/14, 2/2 - Dallas): Saw action in 15 games with 14 starts for the Cowboys and totaled 71 tackles, 11 passes defended, an interception and a forced fumble. Did not play in one contest. Started both playoff contests, totaling 12 tackles and two passes defended.

- At Carolina (9/9), started at cornerback and posted four tackles and a forced fumble.
- Against Washington (11/22), registered four tackles with two passes defended.
- At N.Y. Giants (12/30), posted five tackles and intercepted an Eli Manning pass intended for Sterling Shepard in the first quarter. Added another pass defended.
- Against Seattle (1/5), notched six tackles and a pass breakup in his postseason debut in the Wild Card win.

2017 (10/6 - Dallas): Played in 10 games with six starts as a rookie for the Cowboys and totaled 25 tackles, seven passes defended, an



interception and a forced fumble. Took over as starter the final four games of the season. Was inactive for six games with an injury.

- At Denver (9/17), made his first career start, but was injured early and missed the remainder of the game.
- At Philadelphia (12/31), notched his first career interception by picking off Nick Foles in win over eventual Super Bowl Champion Philadelphia in season finale.

COLLEGE:

- Played four seasons at the University of Colorado (2013-16). Appeared in 47 career games with 41 starts and totaled 273 tackles, 35 pass breakups, three interceptions, five forced fumbles and three fumble recoveries. He was also used as a pressure player in certain packages where he lined up at nickel or outside linebacker, finishing with nine sacks, 26 tackles for loss and eight quarterback pressures.
- As a senior (2016), was the co-recipient of Colorado's 2016 Zack Jordan Award as the Most Valuable Player and earned Associated Press first-team All-Pac-12 honors. Started all 13 games and tallied 60 tackles, four sacks (tying his own single-season record for the most by any CU defensive back), two forced fumbles, 13 passes defended and one interception.
- As a junior (2015), played in all 13 games with 12 starts and was named second-team All-Pac-12 by the AP and coaches. He was also the recipient of the Dave Jones Award, selected by the coaches for being CU's most outstanding player on defense. Finished second on the Buffaloes with 90 tackles, seeing time at nickel and outside cornerback.
- As a sophomore (2014), started the first nine games of the season, missing the last three after suffering a lacerated kidney in practice. At the time of the injury, he led the team in tackles but still finished third with 64 stops. His eight pass deflections were third on the team, to go along with

four tackles for loss, a fumble recovery and a quarterback hurry. Selected as the Hale Irwin Award winner by the coaches, presented to the most improved defensive back.

- As a freshman (2013), saw action in all 12 games with seven starts and became just the 13th freshman to record 50-or-more tackles for a season, finishing with 59 stops. Also had five tackles for loss, including a quarterback sack, four pass deflections, two forced fumbles and a recovery and added another two stops on special teams.
- Graduated from Colorado with a degree in business management in December 2016, accomplishing the work in just three-and-a-half years.

PERSONAL:

- Attended Oak Grove (San Jose, Calif.) High School, earning PrepStar All-West Region, SuperPrep preseason All-Far West and first-team all-area honors.
- As a senior running back finished third in his league with 1,285 yards (six 100-yard and two 200-yard games) on 138 attempts and 14 touchdowns. Also caught 18 passes for 487 yards (two 100-yard games) and seven scores, and led the league with 21 total scores.
- Also lettered three times in basketball and once in track where he owned career bests of 21.7 in the 200-meter dash and 22-1 in the long jump.
- His older brother, Dubem, played cornerback at Waldorf (Iowa) College.
- First name is pronounced "CHIH-doe-bay" and last name is pronounced "ah-WOOZ-yay."
- Follow Awuzie on X at @ChidobeAwuzie.
- Follow Awuzie on Instagram at @chido.
- Born Chidobe Richard Awuzie on May 24, 1995 in San Jose, Calif.



CHIDOBE AWUZIE'S GAME-BY-GAME

2017 Dallas Cowboys

Date	Opp	W/L	P/S	Tot Solo Asst	Sk - Yds	QBP	TFL	Int - Yds -TD	PD	FF	FR - Yds	SpT
Sept 10	NYG	W	p	4	2 2	0.0	0.0	0 0 0	0 0 0	0 0	0 0	0 0
Sept 17	@ Den	L	S	0	0 0	0.0	0.0	0 0 0	0 0 0	0 0	0 0	0 0
Sept 25	@ Ari	W	IA									
Oct 1	LAR	L	IA									
Oct 8	GB	L	p	2	1 1	0.0	0.0	0 0 0	0 0 0	0 0	0 0	0 0
Oct 22	@ SF	W	IA									
Oct 29	@ WAS	W	IA									
Nov 5	KC	W	IA									
Nov 12	@ Atl	L	IA									
Nov 19	Phi	L	p	0	0 0	0.0	0.0	0 0 0	0 0 0	0 0	0 0	0 0
Nov 23	LAC	L	p	1	0 1	0.0	0.0	0 0 0	0 0 0	0 0	0 0	0 0
Nov 30	Was	W	S	3	1 2	0.0	0.0	0 0 0	0 3 0	0 0	0 0	0 0
Dec 10	@ NYG	W	S	3	2 1	0.0	0.0	0 0 0	0 2 0	0 0	0 0	0 0
Dec 17	@ Oak	W	S	5	4 1	0.0	0.0	0 0 0	0 1 1	0 0	0 0	0 0
Dec 24	Sea	L	S	5	2 3	0.0	0.0	0 0 0	0 0 0	0 0	0 0	0 0
Dec 31	@ Phi	W	S	2	2 0	0.0	0.0	0 0 1	0 0 1	0 0	0 0	0 0
Totals			9-7 10/6	25 14 11	0.0 0.0	0 0 1	0 0 1	0 0 7	1 1 0	0 0 0	0 0 0	0 0 0

2018 Dallas Cowboys

Date	Opp	W/L	P/S	Tot Solo Asst	Sk - Yds	QBP	TFL	Int - Yds -TD	PD	FF	FR - Yds	SpT
Sept 9	@ Car	L	S	4	4 0	0.0	0.0	0 0 0	0 0 0	1 0	0 0	0 0
Sept 16	NYG	W	S	8	8 0	0.0	0.0	0 0 0	0 0 0	0 0	0 0	0 0
Sept 23	@ Sea	L	S	7	5 2	0.0	0.0	0 0 0	0 0 0	0 0	0 0	0 0
Sept 30	Det	W	S	8	5 3	0.0	0.0	0 0 0	0 1 0	0 0	0 0	0 0
Oct 7	@ Hou	L	S	3	3 0	0.0	0.0	0 0 0	0 0 0	0 0	0 0	0 0
Oct 14	Jax	W	DNP									
Oct 21	@ Was	L	p	3	3 0	0.0	0.0	0 0 0	0 1 0	0 0	0 0	0 0
Nov 5	Ten	L	S	7	6 1	0.0	0.0	0 0 0	0 0 0	0 0	0 0	0 0
Nov 11	@ Phi	W	S	1	1 0	0.0	0.0	0 0 0	0 2 0	0 0	0 0	0 0
Nov 18	@ Atl	W	S	7	6 1	0.0	0.0	0 0 0	0 0 0	0 0	0 0	0 0
Nov 22	Was	W	S	4	3 1	0.0	0.0	0 0 0	0 2 0	0 0	0 0	0 0
Nov 29	NO	W	S	4	4 0	0.0	0.0	0 0 0	0 1 0	0 0	0 0	0 0
Dec 9	Phi	W	S	4	3 1	0.0	0.0	0 0 0	0 1 0	0 0	0 0	0 0
Dec 16	@ Ind	L	S	3	2 1	0.0	0.0	1 0 0	0 0 0	0 0	0 0	0 0
Dec 23	TB	W	S	3	2 1	0.0	0.0	0 0 0	0 1 0	0 0	0 0	0 0
Dec 30	@ NYG	W	S	5	2 3	0.0	0.0	0 0 1	0 0 2	0 0	0 0	0 0
Totals			10-6 15/14	71 57 14	0.0 0.0	1 0 1	0 0 1	0 0 11	1 1 0	0 0 0	0 0 0	0 0 0

Playoffs

Jan 5	Sea	W	S	6	5 1	0.0	0.0	0 0 0	0 0 1	0 0	0 0	0 0
Jan 12	@ LAR	L	S	6	6 0	0.0	0.0	0 0 0	0 1 0	0 0	0 0	0 0
Totals			1-1 2/2	12 11 1	0.0 0.0	0 0 0	0 0 0	0 0 2	0 0 0	0 0 0	0 0 0	0 0 0

2019 Dallas Cowboys

Date	Opp	W/L	P/S	Tot Solo Asst	Sk - Yds	QBP	TFL	Int - Yds -TD	PD	FF	FR - Yds	SpT
Sep 8	NYG	W	S	4	3 1	0.0	0.0	0 0 0	0 0 1	0 1	0 0	0 0
Sep 15	@ Was	W	S	1	0 1	0.0	0.0	0 0 0	0 0 0	0 0	0 0	0 0
Sep 22	Mia	W	S	8	5 3	0.0	0.0	0 0 0	0 2 0	0 0	0 0	0 0
Sep 29	@ NO	L	S	6	5 1	0.0	0.0	0 0 1	0 0 2	0 0	0 0	0 0
Oct 6	GB	L	S	6	3 3	0.0	0.0	0 1 0	0 0 0	0 0	0 0	0 0
Oct 13	@ NYJ	L	S	3	3 0	0.0	0.0	0 0 0	0 1 0	0 0	0 0	0 0
Oct 20	Phi	W	S	5	2 3	0.0	0.0	0 0 0	0 0 0	0 0	0 0	0 0
Nov 4	@ NYG	W	S	7	4 3	0.0	0.0	0 0 0	0 0 1	0 0	0 0	0 0
Nov 10	Min	L	S	7	4 3	0.0	0.0	0 0 0	0 0 0	0 0	0 0	0 0
Nov 17	@ Det	W	S	2	1 1	0.0	0.0	0 0 0	0 2 0	0 0	0 0	0 0
Nov 24	@ NE	L	S	7	5 2	0.0	0.0	0 0 0	0 1 0	0 0	0 0	0 0
Nov 28	Buf	L	S	4	1 3	0.0	0.0	0 0 0	0 0 0	0 0	0 0	0 0
Dec 5	@ Chi	L	S	5	2 3	0.0	0.0	0 0 0	0 0 0	0 0	0 0	0 0
Dec 15	LAR	W	S	6	5 1	0.0	0.0	0 0 0	0 2 0	0 0	0 0	0 0
Dec 22	@ Phi	L	S	3	2 1	0.0	0.0	0 0 0	0 0 0	0 0	0 0	0 0
Dec 29	Was	W	S	5	3 2	0.0	0.0	0 0 0	0 2 0	0 0	0 0	0 0
Totals			8-8 16/16	79 48 31	0.0 0.0	0 1 1	0 0 14	0 0 1	0 0 1	0 0 0	0 0 0	0 0 0

2020 Dallas Cowboys

Date	Opp	W/L	P/S	Tot Solo Asst	Sk - Yds	QBP	TFL	Int - Yds -TD	PD	FF	FR - Yds	SpT
Sept 13	@ LAR	L	S	2	2 0	0.0	0.0	0 0 1	0 0 1	0 0	0 0	0 0
Sept 20	Atl	W	S	1	1 0	0.0	0.0	0 0 0	0 0 0	0 0	0 0	0 0
Sept 27	@ Sea	L	IR									
Oct 4	Cle	L	IR									
Oct 11	NYG	W	IR									
Oct 19	Ari	L	IR									
Oct 25	@ Was	L	IR									
Nov 1	@ Phi	L	IR									
Nov 8	Pit	L	IR									
Nov 22	@ Min	W	S	9	5 4	0.0	0.0	0 0 0	0 0 0	0 0	0 0	0 0
Nov 26	Was	L	S	6	6 0	0.0	0.0	0 0 0	0 0 1	0 0	0 0	0 0
Dec 8	@ Bal	L	S	5	4 1	0.0	0.0	0 0 0	0 0 0	0 0	0 0	0 0
Dec 13	@ Cin	W	R/C									
Dec 20	SF	W	S	8	6 2	0.0	0.0	0 0 0	0 2 0	0 0	0 0	0 0
Dec 27	Phi	W	p	4	4 0	0.0	0.0	0 0 0	0 0 0	0 0	0 0	0 0
Jan 3	@ NYG	L	p	3	1 2	0.0	0.0	0 0 0	0 0 0	1 0	0 0	0 0
Totals			6-10 8/6	38 29 9	0.0 0.0	0 0 1	0 0 5	0 0 1	0 0 1	0 0 0	0 0 0	0 0 0

2021 Cincinnati Bengals

Date	Opp	W/L	P/S	Tot Solo Asst	Sk - Yds	QBP	TFL	Int - Yds -TD	PD	FF	FR - Yds	SpT
Sept 12	Min	W	S	6	4 2	0.0	0.0	0 0 0	0 0 2	0 0	0 0	0 0
Sept 19	@ Chi	L	S	2	2 0	0.0	0.0	0 0 0	0 0 0	1 0	0 0	0 0
Sept 26	@ Pit	W	S	1	1 0	0.0	0.0	0 0 0	0 0 0	0 0	0 0	0 0
Sept 30	Jax	W	IA									
Oct 10	GB	L	S	6	5 1	0.0	0.0	0 1 1	42 0 2	0 0	0 0	0 0
Oct 17	@ Det	W	S	5	5 0	0.0	0.0	0 0 0	0 0 1	0 0	0 0	0 0
Oct 24	@ Bal	W	S	5	4 1	0.0	0.0	0 0 0	0 0 1	0 0	0 0	0 0
Oct 31	@ NYJ	L	S	7	7 0	0.0	0.0	0 1 0	0 0 1	0 0	0 0	0 0
Nov 7	Cle	L	S	1	1 0	0.0	0.0	0 0 0	0 0 0	0 0	0 0	0 0
Nov 21	@ LV	W	S	4	4 0	0.0	0.0	0 0 0	0 0 0	0 0	0 0	0 0
Nov 28	Pit	W	S	1	1 0	0.0	0.0	0 0 0	0 0 0	0 0	0 0	0 0
Dec 5	LAC	L	S	3	3 0	0.0	0.0	0 1 1	0 0 2	0 0	0 0	0 0
Dec 12	SF	L	S	6	4 2	0.0	0.0	0 1 0	0 0 2	0 0	0 0	0 0
Dec 19	@ Den	W	R/C									
Dec 26	Bal	W	S	7	2 5	0.0	0.0	0 0 0	0 0 2	0 0	0 0	0 0
Jan 2	KC	W	S	10	10 0	0.0	0.0	0 0 0	0 0 0	0 0	0 0	0 0
Jan 9	@ Cle	L	DNP									
Totals			11-6 14/14	64 53 11	0.0 0.0	0 4 2	42 0 14	0 0 0	0 0 0	0 0 0	0 0 0	0 0 0

Playoffs

Jan 15	LV	W	S	6	3 3	0.0	0.0	0 0 0	0 0 0	0 0	0 0	0 0
Jan 22	@ Ten	W	S	5	3 2	0.0	0.0	0 0 0	0 0 0	0 0	0 0	0 0
Jan 30	@ KC	W	S	8	5 3	0.0	0.0	0 0 0	0 0 0	0 0	0 0	0 0
Feb 13	LAR	L	S	5	5 0	0.0	0.0	0 0 1	1 0 1	0 0	0 0	0 0
Totals			3-1 4/4	24 16 8	0.0 0.0	0 0 1	1 1 0	1 0 1	0 0 0	0 0 0	0 0 0	0 0 0

2022 Cincinnati Bengals

Date	Opp	W/L	P/S	Tot Solo Asst	Sk - Yds	QBP	TFL	Int - Yds -TD	PD	FF	FR - Yds	SpT
Sept 11	Pit	L	S	6	6 0	0.0	0.0	0 0 0	0 0 0	1 0	0 0	0 0
Sept 18	@ Dal	L	S	5	5 0	0.0	0.0	0 0 0	0 0 0	0 0	0 0	0 0
Sept 25	@ NYJ	W	S	5	5 0	0.0	0.0	0 0 0	0 0 3	0 0	0 0	0 0
Sept 29	Mia	W	S	4	4 0	0.0	0.0	0 0 0	0 0 0	0 0	0 0	0 0
Oct 9	@ Bal	L	S	6	3 3	0.0	0.0	0 0 0	0 0 0	0 0	0 0	0 0
Oct 16	@ NO	W	S	4	1 3	0.0	0.0	0 0 0	0 0 2	0 0	0 0	0 0
Oct 23	Atl	W	S	3	3 0	0.0	0.0	0 0 0	0 0 0	0 0	0 0	0 0
Oct 31	@ Cle	L	S	2	2 0	0.0	0.0	0 0 0	0 0 0	0 0	0 0	0 0
Nov 6	Car	W	IR									
Nov 20	@ Pit	W	IR									
Nov 27	@ Ten	W	IR									
Dec 4	KC	W	IR									
Dec 11	Cle	W	IR									
Dec 18	@ TB	W	IR									

CHIDOBE AWUZIE'S NFL STATISTICS

REGULAR SEASON		TACKLES										INTERCEPTIONS					FUMBLES			
Year	Team	GP	GS	Tot	Solo	Asst	Sk	Yds	QBP	TFL	No	Yds	Lg	TD	PD	FF	FR	Yds	SpT	
2017	Dallas	10	6	25	14	11	0.0	0.0	0	0	1	0	0	0	7	1	0	0	0	
2018	Dallas	15	14	71	57	14	0.0	0.0	1	0	1	0	0	0	11	1	0	0	0	
2019	Dallas	16	16	79	48	31	0.0	0.0	0	1	1	0	0	0	14	0	1	0	0	
2020	Dallas	8	6	38	29	9	0.0	0.0	0	0	1	0	0	0	5	0	1	0	0	
2021	Cincinnati	14	14	64	53	11	0.0	0.0	0	4	2	42	42	0	14	0	0	0	0	
2022	Cincinnati	8	8	35	29	6	0.0	0.0	0	0	0	0	0	0	5	1	0	0	0	
2023	Cincinnati	15	10	57	43	14	0.0	0.0	1	2	0	0	0	0	6	1	1	0	0	
NFL Totals		86	74	369	273	96	0.0	0.0	2	7	6	42	42	0	62	4	3	0	0	

PLAYOFFS		TACKLES										INTERCEPTIONS					FUMBLES			
Year	Team	GP	GS	Tot	Solo	Asst	Sk	Yds	QBP	TFL	No	Yds	Lg	TD	PD	FF	FR	Yds	SpT	
2018	Dallas	2	2	12	11	1	0.0	0.0	0	0	0	0	0	0	2	0	0	0	0	
2021	Cincinnati	4	4	24	16	8	0.0	0.0	0	0	1	1	1	0	1	0	0	0	0	
NFL Totals		6	6	36	27	9	0.0	0.0	0	0	1	1	1	0	3	0	0	0	0	

Single-Game Highs

Tackles - 10 vs. Kansas City (1/2/22)
 Interceptions - 1 (Six times, last vs. L.A. Chargers 12/5/21)
 Passes Defensed - 3 (Twice, last at N.Y. Jets 9/25/22)
 Quarterback Pressures - 1 (Twice, last at Jacksonville 12/4/23)
 Tackles For Loss - 1 (Seven times, last at Pittsburgh 12/23/23)
 Forced Fumble - 1 (Four times, last at Pittsburgh 12/23/23)
 Fumble Recovery - 1 (Three times, last at Cleveland 9/10/23)

Playoff Single-Game Highs

Tackles - 8 at Kansas City (1/30/22)
 Interceptions - 1 vs. L.A. Rams (2/13/22)
 Passes Defensed - 1 (Three times, last vs. L.A. Rams 2/13/22)



97 QUINTON BOHANNA

DEFENSIVE LINEMAN • 6'4" • 360 LBS

COLLEGE: KENTUCKY • ACQUIRED: FREE AGENT - 2023

NFL EXPERIENCE (NFL/TITANS): 4/2 • HOMETOWN: MEMPHIS, TENN.

GAMES PLAYED/GAMES STARTED: 33/13 (PLAYOFFS: 0/0)



PRO: The Titans signed Quinton Bohanna late in the 2023 campaign to add depth and experience to the defensive front. The University of Kentucky product adds size and strength to the interior of the defensive line. The 6-foot-4-inch, 360-pounder was originally drafted by the Dallas Cowboys in 2021 and spent his first two seasons with the club before signing with the Detroit Lions' practice squad in 2023. Entering 2024, the Memphis, Tenn., native has appeared in 33 NFL contests with 13 starts and recorded 39 tackles.

TITANS TIDBITS:

- Bohanna's brother, Joseph, played football at Lincoln University. His uncle, Brian Ingram, played at the University of Tennessee and went on to play for the New England Patriots and the San Diego Chargers.
- Quinton's nickname is "Big Bo."

CAREER TRANSACTIONS:

- The Memphis, Tenn., native was originally drafted by the Dallas Cowboys in the sixth round (192nd overall) of the 2021 NFL Draft.
- Waived by the Cowboys on Aug. 29, 2023.
- Signed by the Detroit Lions to the team's practice squad on Aug. 31, 2023.
- Activated from the practice squad to the Lions' active roster standard elevation on Nov. 18, 2023.
- Activated from the practice squad to the Lions' active roster standard elevation on Nov. 22, 2023.
- Activated from the practice squad to the Lions' active roster standard elevation on Dec. 2, 2023.
- Signed by the Titans to their active roster from the Lions' practice squad on Dec. 13, 2023.

SEASON RECAPS:

2023 (3/2 - Detroit; 3/1 - Tennessee): Saw action in three games with a start for the Titans and registered four tackles. Was inactive for one contest with the Titans. Appeared in three games with two starts as a member of the Lions and recorded six tackles, including two tackles for loss.

- Against Chicago (11/19), posted two tackles, including a stop for loss.
- At New Orleans (12/3), started and notched three tackles, including a stop for loss.
- Against Houston (12/17), started at nose tackle in his Titans debut and tallied two tackles.
- Against Jacksonville (1/7), saw action as a reserve on the defensive front and collected a tackle. Halted a Jaguars' drive by stuffing Trevor Lawrence for no gain on a fourth-and-one goal-line sneak in the final stanza.

2022 (13/9, 0/0 - Dallas): Played in 13 games with nine starts for the Cowboys and finished the season with 19 tackles, including a stop for loss. Was inactive for four regular seasons games and both postseason contests.

- Against Tampa Bay (9/11), started the season opener and recorded two tackles.
- Against Green Bay (11/13), recorded a career-high four tackles.
- Against Houston (12/11), tallied his first career tackle for loss.

2021 (14/1, 0/0 - Dallas): Saw action in 14 games with one start as

a rookie and tallied 10 tackles. Was inactive for two regular season contests and the postseason matchup. Made his NFL debut at Tampa Bay (9/9/21).

- At Tampa Bay (9/9), made his NFL debut as a reserve defensive lineman and on special teams.
- Against Philadelphia (9/27), recorded his first two tackles in the Monday night home opener.

COLLEGE:

- Appeared in 45 games with 31 starts over four seasons at the University of Kentucky (2017-20) and totaled 57 tackles, nine tackles for loss, two sacks, a forced fumble and four passes defended.
- As a senior (2020), appeared in eight games and posted 10 tackles, two tackles for loss, three quarterback hits and two pass breakups. Named second-team All-SEC.
- As a junior (2019), started all 13 games and registered 18 tackles, three tackles for loss, a sack and a pass breakup.
- As a sophomore (2018), appeared in 12 games with seven starts and collected 17 tackles, four tackles for loss, a sack, a forced fumble and a fumble recovery.
- As a freshman (2017), played in 12 out of 13 games, starting the last five contests at nose guard. He totaled 14 tackles and a pass breakup.
- Majored in information communication technology at Kentucky.

PERSONAL:

- Attended Cordova (Tenn.) High School and was rated a three-star prospect. Tallied 91 tackles his senior season with 24 tackles for loss and 19 sacks to help lead Cordova to a 12-2 record and TSSAA 6A semifinals.
- Was a three-time member of the Tennessee Sports Writers Association Class 6A All-State team and was named the 2016 American Family Insurance All-USA Tennessee Football First-Team Defense.
- Son of Estella Bohanna and Courtney Harris.
- Follow Bohanna on X at @QBohanna and on Instagram at @qbohanna95.
- Born Quinton Bohanna on Mar. 16, 1999 in Memphis, Tenn.



QUINTON BOHANNA'S TITANS GAME-BY-GAME

2023 Tennessee Titans

Date	Opp	W/L	P/S	Tot	Solo	Asst	Sk	- Yds	QBP	TFL	Int	-Yds	-TD	PD	FF	FR	-Yds	SpT
Dec 17	Hou	L	S	2	0	2	0.0	0.0	0	0	0	0	0	0	0	0	0	0
Dec 24	Sea	L	p	1	1	0	0.0	0.0	0	0	0	0	0	0	0	0	0	0
Dec 31	@ Hou	L	IA															
Jan 7	Jax	W	p	1	1	0	0.0	0.0	0	0	0	0	0	0	0	0	0	0
Totals		1-3	3/1	4	2	2	0.0	0.0	0	0	0	0	0	0	0	0	0	0

QUINTON BOHANNA'S NFL STATISTICS

REGULAR SEASON

Year	Team	GP	GS	TACKLES							INTERCEPTIONS					FUMBLES			
				Tot	Solo	Asst	Sk	Yds	QBP	TFL	No	Yds	Lg	TD	PD	FF	FR	Yds	SpT
2021	Dallas	14	1	10	3	7	0.0	0.0	3	0	0	0	0	0	0	0	0	0	0
2022	Dallas	13	9	19	7	12	0.0	0.0	7	1	0	0	0	0	0	0	0	0	0
2023	Detroit	3	2	6	3	3	0.0	0.0	1	2	0	0	0	0	0	0	0	0	0
2023	Tennessee	3	1	4	2	2	0.0	0.0	0	0	0	0	0	0	0	0	0	0	0
NFL Totals		33	13	39	15	24	0.0	0.0	11	3	0	0	0	0	0	0	0	0	0

PLAYOFFS

Year	Team	GP	GS	TACKLES							INTERCEPTIONS					FUMBLES			
				Tot	Solo	Asst	Sk	Yds	QBP	TFL	No	Yds	Lg	TD	PD	FF	FR	Yds	SpT
2021	Dallas	0	0	0	0	0	0.0	0.0	0	0	0	0	0	0	0	0	0	0	0
2022	Dallas	0	0	0	0	0	0.0	0.0	0	0	0	0	0	0	0	0	0	0	0
NFL Totals		0	0	0	0	0	0.0	0.0	0	0	0	0	0	0	0	0	0	0	0

Single-Game Highs

Tackles - 4 at Green Bay (11/13/22)

Tackles For Loss - 1 (Three times, last at New Orleans 12/2/23)

Quarterback Pressures - 2 (Four times, last vs. Chicago 10/30/22)



83 TYLER BOYD

WIDE RECEIVER • 6'2" • 203 LBS

COLLEGE: PITTSBURGH • ACQUIRED: FREE AGENT - 2024

NFL EXPERIENCE (NFL/TITANS): 9/1 • HOMETOWN: CLAIRTON, PA.

GAMES PLAYED/GAMES STARTED: 120/77 (PLAYOFFS: 7/6)



PRO: The Titans signed Tyler Boyd as a free agent in the 2024 offseason. The 6-foot-2-inch, 203-pounder joins an experienced wide receiver room where he will add a proven track record of producing in the slot. The University of Pittsburgh product spent his first eight NFL seasons with the Cincinnati Bengals where he appeared in 120 games with 77 starts and recorded 513 receptions for 6,000 yards and 31 touchdowns.

CAREER HIGHLIGHTS:

- Boyd had four touchdown catches of 50 or more yards from 2021 to 2023, tied for the third most in the NFL in that span.
- Boyd tallied back-to-back 1,000 yard receiving seasons in 2018 (1,028) and 2019 (1,046).

TITANS TIDBITS:

- During the 2017 season, Boyd caught a 49-yard touchdown from quarterback Andy Dalton against the Ravens on a fourth-and-12 with 44 seconds left in the game that gave Bengals the lead and the eventual win; the victory vaulted Buffalo to a playoff berth, prompting Bills fans to donate more than an estimated \$100,000 to Boyd's charity of choice, the Western Pennsylvania Youth Athletic Association, which his mom used to convert to a year-round, multi-sport organization.

CAREER TRANSACTIONS:

- The Clairton, Pa., native was selected by the Cincinnati Bengals in the second round (55th overall) of the 2016 NFL Draft.
- Signed by the Titans as a free agent on May 14, 2024.

SEASON RECAPS:

2023 (17/13 - Cincinnati): Played in all 17 games with 13 starts and recorded 67 receptions for 667 yards and two touchdowns.

- Against Seattle (10/15), notched seven receptions for 38 yards and one touchdown.
- Against Buffalo (11/5), caught three passes for 56 yards, including 32-yard reception on Bengals' final drive to help seal the victory.
- Against Houston (11/12), recorded a season-high 117 receiving yards on eight catches, including 64-yarder late in fourth quarter to set up game-tying field goal.
- At Jacksonville (12/4), had five receptions for 37 yards to surpass 500 career receptions.
- Against Minnesota (12/16), had two grabs for 53 yards, including a 44-yarder on third down in overtime to set up game-winning field goal.

2022 (16/14, 3/3 - Cincinnati): Played in all 16 games with 14 starts during the regular season and tallied 58 receptions for 762 yards and five touchdowns. Started all three postseason contests and had six receptions for 89 yards.

- At Pittsburgh (9/11), tallied four receptions for 33 yards and a touchdown in the season opener.
- At N.Y. Jets (9/25), had four receptions for 105 yards, including a 56-yard touchdown.
- Against Atlanta (10/23), logged a season-high eight receptions for a career-high 155 yards, with a 60-yard touchdown.
- At Kansas City (1/29), had two receptions for 40 yards in the AFC Championship Game.

2021 (16/10, 4/3 - Cincinnati): Played in 16 games with 10 starts

during the regular season and posted 67 catches for 828 yards and five touchdowns. Did not play in the season finale at Cleveland. Played in all four postseason games, starting three of them. Had 15 receptions for 110 yards and a touchdown.

- At Pittsburgh (9/26), had four receptions for 36 yards and one touchdown.
- Against Jacksonville (9/30), had nine receptions for 118 yards.
- At Denver (12/19), had five receptions for 96 yards and one touchdown.
- Against Baltimore (12/26), tallied three receptions for 85 yards, including a 68-yard catch-and-run touchdown.
- Against Kansas City (1/2), had four receptions and a touchdown to mark the third straight week in which he found the end zone.
- Against Las Vegas (1/15), recorded four receptions for 26 yards and a touchdown in the Wild Card game to extend his streak to four consecutive games in which he played with a touchdown.
- Against L.A. Rams (2/13), started Super Bowl LVI and had five catches for 48 yards.

2020 (15/8 - Cincinnati): Played in 15 games with eight starts and tallied 79 receptions for 841 yards and four touchdowns. Also rushed five times for 49 yards and completed one of his two pass attempts for 16 yards. Was inactive for one game.

- At Philadelphia (9/27), had 10 receptions for a season-high 125 yards.
- Against Cleveland (10/25), tied career high with 11 catches for 101 yards and one touchdown. Also completed one pass for 16 yards.
- At Miami (12/6), caught a career-long 72-yard touchdown.

2019 (16/15 - Cincinnati): Played in 16 games with 15 starts. Led team and had career highs in both receptions (90) and receiving yards (1,046). Had five touchdowns. Became just the sixth Bengal ever to eclipse 1,000 receiving yards in back-to-back seasons.

- Against San Francisco (9/15), caught 10 passes for 122 receiving yards, including a 47-yarder on the first play of second drive to help set up a touchdown.
- Against Arizona (10/6), had 123 yards on 10 catches, including game-tying 42-yard touchdown with 2:08 left.
- Against Pittsburgh (11/24), had five catches for 101 yards and a touchdown. Grabbed a 47-yard deep pass from Ryan Finley to set up his own 15-yard touchdown grab late in the second quarter.
- At Miami (12/29), caught nine passes for season-high 128 yards and two touchdowns. Both touchdowns came in the second half and helped Cincinnati overcome a 23-point fourth-quarter deficit to force overtime.

2018 (14/14 - Cincinnati): Started 14 games at wide receiver and led the team in catches (76) and receiving yards (1,028) while tying for the team lead in touchdowns with seven. Tallied three 100-yard games. Suffered a knee injury and was inactive for one game before being placed on injured reserve for the rest of the season.

- At Carolina (9/23), had six catches for 132 yards and one touchdown. It was the first 100-yard game of his career.
- At Atlanta (9/30), had season-high 11 catches, including two fourth-down conversions on Bengals' final drive to set up the game-winning touchdown.
- Against Pittsburgh (10/14), recorded seven receptions for 62 yards and his first multi-touchdown performance of his career.
- Against Tampa Bay (10/28), logged a season-high 138 yards on nine receptions.



2017 (10/1 - Cincinnati): Played in 10 games with one start. Had 22 receptions for 225 yards and two touchdowns. Was inactive for six games, including four due to injury.

- Against Cleveland (11/26), had two receptions for 17 yards and a touchdown.
- At Baltimore (12/31), had season highs in catches (five) and receiving yards (91), with one touchdown. His touchdown against the Ravens was a 49-yarder on a fourth-and-12 from Andy Dalton with 44 seconds left that gave Bengals the lead and the eventual win.

2016 (16/2 - Cincinnati): Played in all 16 games as a rookie and had 54 catches for 603 yards and one touchdown. His 22 third-down receptions were the most among NFL rookies. Made his NFL debut at N.Y. Jets (9/11). Made his first NFL start against Philadelphia (12/4). Posted his first career touchdown against Buffalo (11/20).

- At N.Y. Jets (9/11), made his NFL debut and had two receptions for 24 yards.
- At New England (10/16), had a then career-high 79 receiving yards on four receptions.
- Against Buffalo (11/20), led the team with six receptions for 54 yards and his first career touchdown, which came on a one-yard catch on third down.

COLLEGE:

• Played in 38 games with 33 starts over three seasons (2013-15) at Pittsburgh. Compiled 254 receptions for 3,361 yards and 21 touchdowns. Added 63 rushing attempts for 520 yards and one touchdown. Additionally, returned 46 kickoffs for 1,124 yards and 27 punts for 238 yards. Finished his collegiate career as Pittsburgh's all-time leader in both receptions (254) and receiving yards (3,361) and finished second at Pitt in career all-purpose yards (5,243), trailing only the legendary Tony Dorsett (7,117 from 1973-76). Named All-ACC all three years.

• As a junior (2015), finished with 91 catches for 926 yards (10.2 avg.) and six touchdowns in 12 games. Also was Pitt's second-leading rusher with 349 yards on 40 carries (8.7 avg.). Named a first-team All-ACC wide receiver by the coaches and media for the second consecutive year and third-team All-America selection by Phil Steele. Boyd's 91 catches rank second on Pitt's single-season list, one shy of the school record held by all-time great Larry Fitzgerald (who had 92 in 2003). Boyd led the ACC and ranked seventh nationally with 7.6 receptions per game. Boyd compiled 13 career 100-yard receiving games, second at Pitt only to Larry Fitzgerald (who had 14 from 2002-03).

• As a sophomore (2014), finished the season with 78 catches for 1,261 yards (16.2 avg.) and eight touchdowns. Earned second-team All-America accolades from SI.com as an all-purpose player and was a third-team All-America pick by Phil Steele as a receiver. Named first team All-ACC as a receiver and second team All-ACC as a return specialist. Became the first player in ACC history to compile 1,000 receiving yards in both his freshman and sophomore seasons. Totaled six 100-yard receiving games on the year. Ranked second in the ACC and 17th nationally with an average of 97.0 receiving yards per game. Led the ACC and ranked 10th nationally with a 27.6-yard kickoff return average (16 for 442 yards). Ranked second in the ACC and 21st nationally with a 10.1-yard punt return average (16 for 162 yards).

• As a freshman (2013), was the nation's most productive freshman receiver, compiling 85 catches for 1,174 yards and seven touchdowns. Set Pittsburgh freshman records for receptions and yards, eclipsing marks held by Larry Fitzgerald. Had five 100-yard receiving games. Also set the Atlantic Coast Conference record for receptions as a freshman. Selected second-team All-ACC by the league's media.

• Majored in communications at Pittsburgh.

PERSONAL:

• Attended Clairton (Pa.) High School where he finished career ranking among the most productive performers in Western Pennsylvania annals. Played multiple positions including running back, wide receiver, quarterback, defensive back and punt returner.

• Set a career record for touchdowns (117) in the 10-county Western Pennsylvania Interscholastic Athletic League (WPIAL).

• Rushed for 2,584 yards and 43 touchdowns as a senior.

• Team went 63-1 in high school career, including 48-0 in his three years as a starter.

• Also lettered in basketball.

• Has a daughter named Taylen.

• Son of Tonya Payne and Brian Boyd.

• Follow Boyd on Instagram at @tylerboyd and on X at @boutdat_23.

• Born Tyler Alexander Boyd on Nov. 15, 1994 in Clairton, Pa.



TYLER BOYD'S GAME-BY-GAME

2016 Cincinnati Bengals					RECEIVING				
Date	Opp.	W/L	P/S	No	Yds	Avg	Lg	TD	
Sept 11	@ NYJ	W	p	2	24	12.0	14	0	
Sept 18	@ Pit	L	p	6	78	13.0	29	0	
Sept 25	Den	L	p	3	18	6.0	9	0	
Sept 29	Mia	W	p	1	10	10.0	10	0	
Oct 9	@ Dal	L	p	3	33	11.0	20	0	
Oct 16	@ NE	L	p	4	79	19.8	30	0	
Oct 23	Cle	W	p	1	3	3.0	3	0	
Oct 30	Was	T	p	5	38	7.6	9	0	
Nov 14	@ NYG	L	p	2	12	6.0	11	0	
Nov 20	Buf	L	p	6	54	9.0	13	1	
Nov 27	@ Bal	L	p	5	62	12.4	22	0	
Dec 4	Phi	W	S	4	66	16.5	29	0	
Dec 11	@ Cle	W	p	6	49	8.2	11	0	
Dec 18	Pit	L	p	2	13	6.5	8	0	
Dec 24	@ Hou	L	p	2	25	12.5	21	0	
Jan 1	Bal	W	S	2	39	19.5	26	0	
Totals		6-9-1	16/2	54	603	11.2	30	1	

2017 Cincinnati Bengals					RECEIVING				
Date	Opp.	W/L	P/S	No	Yds	Avg	Lg	TD	
Sept 10	Bal	L	P	1	11	11.0	11	0	
Sept 14	Hou	L	IA						
Sept 24	@ GB	L	S	1	11	11.0	11	0	
Oct 1	@ Cle	W	p	2	15	7.5	9	0	
Oct 8	Buf	W	p	2	6	3.0	5	0	
Oct 22	@ Pit	L	IA						
Oct 29	Ind	W	IA						
Nov 5	@ Jax	L	IA						
Nov 12	@ Ten	L	IA						
Nov 19	@ Den	W	p	1	5	5.0	5	0	
Nov 26	Cle	W	p	2	17	8.5	9	1	
Dec 4	Pit	L	p	2	15	7.5	12	0	
Dec 10	Chi	L	p	1	15	15.0	15	0	
Dec 24	Det	W	p	5	39	7.8	10	0	
Dec 31	@ Bal	W	p	5	91	18.2	49t	1	
Totals		6-4	10/1	22	225	10.2	49t	2	

2018 Cincinnati Bengals					RECEIVING				
Date	Opp.	W/L	P/S	No	Yds	Avg	Lg	TD	
Sept 9	@ Ind	W	S	3	26	8.7	17	0	
Sept 13	Bal	W	S	6	91	15.2	27	1	
Sept 23	@ Car	L	S	6	132	22.0	49	1	
Sept 30	@ Atl	W	S	11	100	9.1	13	0	
Oct 7	Mia	W	S	4	44	11.0	31	0	
Oct 14	Pit	L	S	7	62	8.9	16	2	
Oct 21	@ KC	L	S	3	27	9.0	13	0	
Oct 28	TB	W	S	9	138	15.3	28	1	
Nov 11	NO	L	S	3	65	21.7	36	0	
Nov 18	@ Bal	L	S	4	71	17.8	32	0	
Nov 25	Cle	L	S	7	85	12.1	28t	1	
Dec 2	Den	L	S	6	97	16.2	23	0	
Dec 9	@ LAC	L	S	3	52	17.3	20	0	
Dec 16	Oak	W	S	4	38	9.5	21	1	
Dec 23	@ Cle	L	IA						
Dec 30	@ Pit	L	IR						
Totals		6-8	14/14	76	1028	13.5	49	7	

2019 Cincinnati Bengals					RECEIVING				
Date	Opp.	W/L	P/S	No	Yds	Avg	Lg	TD	
Sept 8	@ Sea	L	S	8	60	7.5	14	0	
Sept 15	SF	L	S	10	122	12.2	47	0	
Sept 22	@ Buf	L	S	6	68	11.3	26	0	
Sept 30	@ Pit	L	S	3	33	11.0	15	0	
Oct 6	Ari	L	S	10	123	12.3	42t	1	
Oct 13	@ Bal	L	S	3	10	3.3	5	0	
Oct 20	Jax	L	S	5	55	11.0	19	0	
Oct 27	@ LAR	L	S	6	65	10.8	22	0	
Nov 10	Bal	L	S	6	62	10.3	24	0	

Nov 17	@ Oak	L	S	1	0	0.0	0	0
Nov 24	Pit	L	S	5	101	20.2	47	1
Dec 1	NYJ	W	S	5	59	11.8	17t	1
Dec 8	@ Cle	L	S	5	75	15.0	21	0
Dec 15	NE	L	p	3	26	8.7	16	0
Dec 22	@ Mia	L	S	9	128	14.2	34t	2
Dec 29	Cle	W	S	5	59	11.8	22	0
Totals		2-14	16/15	90	1046	11.6	47	5

2020 Cincinnati Bengals					RECEIVING				
Date	Opp.	W/L	P/S	No	Yds	Avg	Lg	TD	
Sept 13	LAC	L	S	4	33	8.3	11	0	
Sept 17	@ Cle	L	S	7	72	10.3	17	1	
Sept 27	@ Phi	T	p	10	125	12.5	25	0	
Oct 4	Jax	W	S	7	90	12.9	20	0	
Oct 11	@ Bal	L	S	4	42	10.5	14	0	
Oct 18	@ Ind	L	S	5	54	10.8	23	0	
Oct 25	Cle	L	p	11	101	9.2	16	1	
Nov 1	Ten	W	p	6	67	11.2	18	1	
Nov 15	@ Pit	L	S	6	41	6.8	20	0	
Nov 22	@ Was	L	S	9	85	9.4	14	0	
Nov 29	NYG	L	S	3	15	5.0	9	0	
Dec 6	@ Mia	L	p	1	72	72.0	72t	1	
Dec 13	Dal	L	p	5	43	8.6	21	0	
Dec 21	Pit	W	p	0	0	-	-	0	
Dec 27	@ Hou	W	IA						
Jan 3	Bal	L	p	1	1	1.0	1	0	
Totals		3-11-1	15/8	79	841	10.6	72t	4	

2021 Cincinnati Bengals					RECEIVING				
Date	Opp.	W/L	P/S	No	Yds	Avg	Lg	TD	
Sept 12	Min	W	p	3	32	10.7	18	0	
Sept 19	@ Chi	L	S	7	73	10.4	22	0	
Sept 26	@ Pit	W	S	4	36	9.0	17t	1	
Sept 30	Jax	W	S	9	118	13.1	33	0	
Oct 10	GB	L	S	4	24	6.0	9	0	
Oct 17	@ Det	W	p	1	7	7.0	7	0	
Oct 24	@ Bal	W	S	4	39	9.8	25	0	
Oct 31	@ NYJ	L	S	5	69	13.8	21	1	
Nov 7	Cle	L	p	1	11	11.0	11	0	
Nov 21	@ LV	W	p	6	49	8.2	14	0	
Nov 28	Pit	W	p	2	13	6.5	9	0	
Dec 5	LAC	L	S	5	85	17.0	32	0	
Dec 12	SF	L	p	4	55	13.8	29	0	
Dec 19	@ Den	W	S	5	96	19.2	56t	1	
Dec 26	Bal	W	S	3	85	28.3	68t	1	
Jan 2	KC	W	S	4	36	9.0	17	1	
Jan 9	@ Cle	L	DNP						
Totals		10-7	16/10	67	828	12.4	68t	5	

Playoffs					RECEIVING				
Date	Opp.	W/L	P/S	No	Yds	Avg	Lg	TD	
Jan 15	LV	W	S	4	26	6.5	10t	1	
Jan 22	@ Ten	W	S	2	17	8.5	10	0	
Jan 30	@ KC	W	p	4	19	4.8	9	0	
Feb 13	LAR	L	S	5	48	9.6	16	0	
Totals		3-1	4/3	15	110	7.3	16	1	

2022 Cincinnati Bengals					RECEIVING				
Date	Opp.	W/L	P/S	No	Yds	Avg	Lg	TD	
Sept 11	Pit	L	p	4	33	8.3	22	1	
Sept 18	@ Dal	L	p	2	17	8.5	16	0	
Sept 25	@ NYJ	W	S	4	105	26.3	56t	1	
Sept 29	Mia	W	S	2	47	23.5	43	0	
Oct 9	@ Bal	L	S	3	32	10.7	18	0	
Oct 16	@ NO	W	S	6	66	11.0	21	0	
Oct 23	Atl	W	S	8	155	19.4	60t	1	
Oct 31	@ Cle	L	S	3	38	12.7	14	1	
Nov 6	Car	W	S	5	44	8.8	15	0	
Nov 20	@ Pit	W	S	2	42	21.0	27	0	
Nov 27	@ Ten	W	S	2	16	8.0	9	0	



TYLER BOYD'S GAME-BY-GAME

Dec 4	KC	W	S	4	60	15.0	19	0
Dec 11	Cle	W	S	0	0	-	-	0
Dec 18	@ TB	W	S	5	35	7.0	13	1
Dec 24	@ NE	W	S	3	21	7.0	10	0
Jan 2	Buf	CAN						
Jan 8	Bal	W	S	5	51	10.2	22	0
Totals		12-4	16/14	58	762	13.1	60t	5
Playoffs								
Jan 15	Bal	W	S	3	26	8.7	11	0
Jan 22	@ Buf	W	S	1	23	23.0	23	0
Jan 29	@ KC	L	S	2	40	20.0	24	0
Totals		2-1	3/3	6	89	14.8	24	0

Nov 12	Hou	L	S	8	117	14.6	64	0
Nov 16	@ Bal	L	S	3	22	7.3	13	0
Nov 26	Pit	L	p	3	23	7.7	10	0
Dec 4	@ Jax	W	S	5	37	7.4	10	0
Dec 10	Ind	W	p	2	23	11.5	17	0
Dec 16	Min	W	S	2	53	26.5	44	0
Dec 23	@ Pit	L	S	5	59	11.8	29	0
Dec 31	@ KC	L	p	2	29	14.5	23	0
Jan 7	Cle	W	p	1	4	4.0	4	0
Totals		9-8	17/14	67	667	10.0	64	2

2023 Cincinnati Bengals				RECEIVING				
Date	Opp.	W/L	P/S	No	Yds	Avg	Lg	TD
Sept 10	@ Cle	L	S	2	10	5.0	6	0
Sept 17	Bal	L	S	6	52	8.7	13	0
Sept 25	LAR	W	S	5	39	7.8	12	0
Oct 1	@ Ten	L	S	4	26	6.5	9	0
Oct 8	@ Ari	W	S	6	39	6.5	14	0
Oct 15	Sea	W	S	7	38	5.4	9	1
Oct 29	@ SF	W	S	3	40	13.3	22	1
Nov 5	Buf	W	S	3	56	18.7	32	0

TYLER BOYD'S NFL STATISTICS

REGULAR SEASON				RECEIVING					RUSHING				
Year	Team	GP	GS	No	Yds	Avg	Lg	TD	Att	Yds	Avg	Lg	TD
2016	Cincinnati	16	2	54	603	11.2	30	1	4	58	14.5	39	0
2017	Cincinnati	10	1	22	225	10.2	49	2	0	0	-	0	0
2018	Cincinnati	14	14	76	1,028	13.5	49	7	2	3	1.5	5	0
2019	Cincinnati	16	15	90	1,046	11.6	47	5	4	23	5.8	10	0
2020	Cincinnati	15	8	79	841	10.6	72	4	5	49	9.8	25	0
2021	Cincinnati	16	10	67	828	12.4	68	5	2	22	11.0	14	0
2022	Cincinnati	16	14	58	762	13.1	60	5	0	0	0.0	0	0
2023	Cincinnati	17	13	67	667	10.0	64	2	2	11	5.5	6	0
NFL Totals		120	77	513	6,000	11.7	72	31	19	166	8.7	39	0

PLAYOFFS				RECEIVING					RUSHING				
Year	Team	GP	GS	No	Yds	Avg	Lg	TD	Att	Yds	Avg	Lg	TD
2021	Cincinnati	4	3	15	110	7.3	16	1	1	3	3.0	3	0
2022	Cincinnati	3	3	6	89	14.8	24	0	0	0	-	0	0
NFL Totals		7	6	21	199	9.5	24	1	1	3	3.0	3	0

Single-Game Highs

Receptions - 11 (Twice, last vs. Cleveland 10/25/20)
 Receiving Yards - 155 vs. Atlanta (10/23/22)
 Long Reception - 72t at Miami (12/6/20)
 Touchdowns - 2 (Twice, last at Miami 12/22/19)
 Rushes - 2 (Twice, last vs. Tennessee 11/1/20)
 Rushing Yards - 40 at Cleveland (12/11/16)
 Longest Rush - 39 at Cleveland (12/11/16)

Playoff Single-Game Highs

Receptions - 5 vs. L.A. Rams (2/13/22)
 Receiving Yards - 48 vs. L.A. Rams (2/13/22)
 Long Reception - 24 at Kansas City (1/29/23)
 Touchdowns - 1 vs. Las Vegas (1/15/22)

Additional Statistics

Misc. Tackles - 1 (2016), 1 (2017), 2 (2018), 3 (2019), 2 (2020), 1 (2021), 1 (2023)
 Pass Attempts - 0 for 1 (2018); 1 for 2 (2020); 1 for 1 (2021), 1 for 1 (2022), 0 for 1 (2023)
 Fumble Recoveries - 1 (2018), 1 (2021)




44 MIKE BROWN

SAFETY • 6'1" • 218 LBS

COLLEGE: MIAMI (OHIO) • ACQUIRED: FREE AGENT - 2022

NFL EXPERIENCE (NFL/TITANS): 2/2 • HOMETOWN: GRAND RAPIDS, MICH.

GAMES PLAYED/GAMES STARTED: 12/1 (PLAYOFFS: 0/0)



PRO: The Titans signed Mike Brown from the Cleveland Browns' practice squad late in the 2022 season to add depth on special teams coverage units and in the secondary. Prior to joining the Titans, the 6-foot-1-inch, 218-pounder played in three games as a rookie with the Browns. In 2023, his first full season with the Titans, Brown appeared in nine contests with one start. The Grand Rapids, Mich., native was originally signed as an undrafted free agent by the Minnesota Vikings following the 2022 NFL Draft and also spent time with the Green Bay Packers during his rookie campaign.

TITANS TIDBITS:

- His best friend and teammate at Grand Rapids Central Catholic (Mich.) High School, offensive lineman Jalen Mayfield, was selected by the Atlanta Falcons in the third round of the 2021 NFL Draft.
- He chose No. 3 for his college jersey to represent him, his brother and his mother.

CAREER TRANSACTIONS:

- The Grand Rapids, Mich., native was originally signed by the Minnesota Vikings as a rookie free agent on May 1, 2022.
- Released by the Vikings on Aug. 30, 2022.
- Signed by the Green Bay Packers to their practice squad on Sept. 14, 2022.
- Released by the Packers from their practice squad on Sept. 22, 2022.
- Signed by the Minnesota Vikings to their practice squad on Oct. 5, 2022.
- Released by the Vikings from their practice squad on Oct. 18, 2022.
- Signed by the Cleveland Browns to their practice squad on Oct. 25, 2022.
- Activated from the practice squad to the Browns active roster standard elevation on Nov. 19, 2022.
- Activated from the practice squad to the Browns active roster standard elevation on Dec. 3, 2022.
- Activated from the practice squad to the Browns active roster standard elevation on Dec. 10, 2022.
- Signed by the Titans to the team's active roster off of the Browns' practice squad on Jan. 2, 2023.

SEASON RECAPS:

2023 (9/1 - Tennessee): Played in a career-high nine games with a start at safety and collected seven tackles, a quarterback pressure and a pass defended. Placed on injured reserve on Sept. 26 and missed six games before being designated to return on Nov. 18. Was inactive for two contests. Made his first career NFL start against Seattle (12/24/23).

- Against L.A. Chargers (9/17), played as a reserve at safety and collected a pass defended. Halted a Chargers' drive by defending a pass intended for Keenan Allen on third-and-seven in the fourth quarter.
- At Jacksonville (11/19), returned to the lineup as a reserve at safety and recorded a career-best two tackles.
- Against Seattle (12/24), made his first career NFL start at safety and produced a career-best four tackles with a quarterback pressure. Stuffed Kenneth Walker III for no gain on a rush off right tackle in the third quarter.

2022 (3/0 - Cleveland; 0/0 - Tennessee): Signed by the Titans from the Cleveland Browns' practice squad prior to the regular season finale. Was inactive in his only contest as a member of the Titans. Saw action as a reserve in three games with the Browns and collected a special teams

tackle. Spent one week on the Green Bay Packers' practice squad, two weeks on the Minnesota Vikings' practice squad and six weeks on the Browns' practice squad throughout the season.

COLLEGE:

- Appeared in 54 games at Miami (Ohio) and registered 197 total tackles, 10 passes defended, four interceptions, 3.5 sacks, a forced fumble and two fumble recoveries.
- As a redshirt senior (2021), started 13 games and recorded 66 tackles, 2.5 sacks, a forced fumble, a fumble recovery and a pass defended and 9.5 tackles for loss.
- As a senior (2020), started three games in a COVID-19 pandemic-shortened season and registered 13 tackles with a sack.
- As a junior (2019), started all 14 games and posted three interceptions with two of them returned for touchdowns. Tied for the most interception return touchdowns in the nation. Notched 56 total tackles, with a season-high seven in both the Iowa and Northern Illinois games. Named one of team's Defensive Skill Players of the Year and was also selected Academic All-MAC.
- As a sophomore (2018), played in all 12 games with nine starts and collected 58 tackles, three tackles for loss and one interception.
- As a freshman (2017), appeared in all 12 games and totaled four tackles on the season.
- Majored in sport leadership and management at Miami (Ohio).

PERSONAL:

- Attended Grand Rapids Catholic Central (Mich.) High School.
- As a senior (2016), was a team captain and earned first-team all-state while leading his team to a state championship. Was named to the West Michigan Dream Team.
- Follow Brown on Instagram at @_mymike and on X at @mymike_.
- Born Michael Curtis Brown II on April 7, 1999 in Grand Rapids, Mich..



MIKE BROWN'S TITANS GAME-BY-GAME

2023 Tennessee Titans

Date	Opp	W/L	P/S	Tot	Solo	Asst	Sk	- Yds	QBP	TFL	Int	- Yds	-TD	PD	FF	FR	- Yds	SpT	
Sept 10	@ NO	L	p	0	0	0	0.0	0.0	0	0	0	0	0	0	0	0	0	0	0
Sept 17	LAC	W	p	0	0	0	0.0	0.0	0	0	0	0	0	1	0	0	0	0	0
Sept 24	@ Cle	L	p	0	0	0	0.0	0.0	0	0	0	0	0	0	0	0	0	0	0
Oct 1	Cin	W	IR																
Oct 8	@ Ind	L	IR																
Oct 15	Bal	L	IR																
Oct 29	Atl	W	IR																
Nov 2	@ Pit	L	IR																
Nov 12	@ TB	L	IR																
Nov 19	@ Jax	L	p	2	1	1	0.0	0.0	0	0	0	0	0	0	0	0	0	0	0
Nov 26	Car	W	p	0	0	0	0.0	0.0	0	0	0	0	0	0	0	0	0	0	0

Dec 3	Ind	L	p	0	0	0	0.0	0.0	0	0	0	0	0	0	0	0	0	0	0
Dec 11	@ Mia	W	IA																
Dec 17	Hou	L	IA																
Dec 24	Sea	L	S	4	3	1	0.0	0.0	1	0	0	0	0	0	0	0	0	0	0
Dec 31	@ Hou	L	p	1	1	0	0.0	0.0	0	0	0	0	0	0	0	0	0	0	0
Jan 7	Jax	W	p	0	0	0	0.0	0.0	0	0	0	0	0	0	0	0	0	0	0
Totals				6-11	9/1	7	5	2	0	0	1	0	0	1	0	0	0	1	0

MIKE BROWN'S NFL STATISTICS

REGULAR SEASON		TACKLES									INTERCEPTIONS					FUMBLES			
Year	Team	GP	GS	Tot	Solo	Asst	Sk	Yds	QBP	TFL	No	Yds	Lg	TD	PD	FF	FR	Yds	SpT
2022	CLE/TEN	3	0	0	0	0	0.0	0.0	0	0	0	0	0	0	0	0	0	0	1
2023	Tennessee	9	1	7	5	2	0.0	0.0	1	0	0	0	0	1	0	0	0	0	0
NFL Totals		12	1	7	5	2	0.0	0.0	1	0	0	0	0	1	0	0	0	0	1

Single-Game Highs

Tackles - 4 vs. Seattle (12/24/23)

Passes Defensed - 1 vs. L.A. Chargers (9/17/23)

Quarterback Pressures - 1 vs. Seattle (12/24/23)

Special Teams Tackles - 1 at Houston (12/4/22)



29 JARVIS BROWNLEE JR.

CORNERBACK • 5'10" • 194 LBS

COLLEGE: LOUISVILLE • ACQUIRED: FIFTH ROUND - 2024

NFL EXPERIENCE: ROOKIE • HOMETOWN: MIAMI GARDENS, FLA.

GAMES PLAYED/GAMES STARTED: 0/0 (PLAYOFFS: 0/0)



PRO: The Titans selected Jarvis Brownlee Jr. in the fifth round (146th overall) of the 2024 NFL Draft. The 5-foot-10-inch, 194-pounder is an aggressive and quick-footed cornerback known for pressing receivers at the line of scrimmage and having an ultra-competitive demeanor. The Miami, Fla., native was a two-year starter at Louisville and totaled 21 passes defended, including three interceptions, during his final two collegiate campaigns.

CAREER HIGHLIGHTS:

- During his final two seasons, Brownlee recorded 21 passes defended in 24 games.
- In 2022, Brownlee recorded career highs in tackles (66), tackles for loss (2.5) and passes defended (14). Also tied his career high with two interceptions.
- In 2020, Brownlee recorded an interception and returned it 70 yards for a touchdown.

TITANS TIDBITS:

- In the summer of 2023, Brownlee did an internship serving kids with disabilities. He is looking forward to continuing this work.
- Brownlee is a huge animal lover. At one point he had a gecko as well as a bearded dragon. He has dreams of being able to own a lion.

CAREER TRANSACTIONS:

- The Miami, Fla., native was selected by the Titans in the fifth round (146th overall) of the 2024 NFL Draft.

COLLEGE:

• Brownlee began his career at Florida State where he spent three seasons before transferring to Louisville for his two final seasons. In five seasons (2019-23), he appeared in 48 games with 37 starts and tallied 174 tackles, 7.5 tackles for loss, one sack, six interceptions, 28 passes defended, one forced fumble and one fumble recovery.

AS A SENIOR (2023), played in 11 games with nine starts at Louisville and recorded 28 tackles, one tackle for loss, one interception and one fumble recovery. Missed three games with a foot injury.

- At Indiana (9/16), recorded four tackles and a pass breakup.
- Against Boston College (9/23), notched a season-best five tackles.
- At NC State (9/29), totaled two tackles including a tackle for loss.
- Against Notre Dame (10/7), tied his season high with five tackles and recovered a key fumble.
- Against Kentucky (11/25), had three tackles and a critical fourth-quarter interception.
- Against Florida State (12/2), had five tackles and one pass breakup in the ACC Championship game.

AS A JUNIOR (2022), started all 13 games at cornerback for Louisville. Finished third on the team with 66 tackles. Had 2.5 tackles for loss, two interceptions, and 12 pass breakups.

- At Central Florida (9/9), had three tackles, one pass breakup and one interception.
- At Virginia (10/8), had six tackles, one pass breakup and one interception.
- Against Wake Forest (10/29), totaled six tackles and one pass breakup.
- Against James Madison (11/5), had three tackles and three pass breakups.

- At Clemson (11/12), recorded eight tackles, one tackle for loss and one pass breakup.
- Against NC State (11/19), tallied career highs with 11 tackles and four pass breakups.
- At Kentucky (11/26), had eight tackles, including 1.5 for loss.

AS A SOPHOMORE (2021), appeared in all 12 games with 11 starts at Florida State and recorded 51 tackles, including two stops for loss, two interceptions, three pass breakups and one forced fumble.

- Against Notre Dame (9/5), had six tackles including combined stop for loss.
- At Wake Forest (9/18), tallied four tackles and one pass breakup.
- Against Louisville (9/25), had three tackles including combined stop for loss.
- Against Massachusetts (10/23), recorded three tackles, one interception and one pass breakup. Returned the interception 70 yards for a touchdown.
- Against Miami (Fla.) (11/13), registered a then career-high 10 tackles.
- At Boston College (11/20), recorded six tackles and one pass breakup.
- At Florida (11/27), had six tackles, including a stop for loss, one forced fumble and one interception.

AS A REDSHIRT FRESHMAN (2020), played in eight games with four starts at Florida State and recorded 26 tackles, including two stops for loss with a sack, one interception and one pass breakup. Was named co-Devaughn Darling Defense Freshman of the Year.

- Against North Carolina (10/17), had four tackles and one sack.
- At Louisville (10/24), tallied two tackles and one pass breakup.
- Against Pittsburgh (11/7), recorded a season-high eight tackles, including one for a loss.
- At North Carolina State (11/14), recorded his first collegiate interception and had two tackles.

AS A FRESHMAN (2019), appeared in four games at Florida State and made one tackle. Redshirted the season.

- Graduated with a degree in sports management/administration from Louisville in December 2023.

PERSONAL:

- Attended Miramar (Fla.) High School as a freshman, Hallandale Broward (Fla.) High School as a sophomore and Carol City (Fla.) High School as a junior and senior.
- Was rated as a four-star prospect by Rivals, and a three-star by 247Sports and ESPN. Ranked as nation's 44th-best cornerback and No. 50 overall prospect in Florida.
- As a senior (2018), was part of a defense that recorded five shutouts and all allowed an average of 9.8 points per game while leading Miami Carol City to a 9-3 record and Regional Semifinal round of FHSAA 6A state playoffs.
- Recorded longest interception return in Traz-Powell Stadium history as a senior, going 108 yards for a touchdown.
- Also participated in track and field.
- Enjoys basketball and golf.
- Follow Brownlee on X at @Jarvisbrownlee3 and on Instagram at @Jarvisbrownleejr
- Son of Erica Taylor and has seven siblings.
- Born Jarvis Jever Brownlee Jr. on July 13, 2001 in Miami, Fla.



JARVIS BROWNLEE JR.'S COLLEGE STATISTICS

SEASON		TACKLES									INTERCEPTIONS					FUMBLES				
Year	Team	GP	GS	Tot	Solo	Asst	Sk	Yds	QBP	TFL	No	Yds	Lg	TD	PD	FF	FR	Yds	Blk	
2019	Florida State	4	1	1	1	0	0.0	0.0	0	0.0	0	0	0	0	0	0	0	0	0	0
2020	Florida State	8	4	26	17	9	1.0	6.0	0	2.0	1	0	0	0	2	0	0	0	0	0
2021	Florida State	12	11	51	30	21	0.0	0.0	0	2.0	2	70	70	1	1	1	0	0	0	0
2022	Louisville	13	13	66	51	15	0.0	0.0	2	2.5	2	4	4	0	14	0	0	0	0	0
2023	Louisville	11	9	30	16	14	0.0	0.0	0	1.0	1	18	18	0	7	0	1	0	0	0
Totals		48	38	174	115	59	1.0	6.0	2	7.5	6	92	70	1	24	1	1	0	0	0

Single-Game Highs

Tackles - 11 vs. NC State (11/19/22)

Interceptions - 1 (Six times, last vs. Kentucky 11/25/23)

Sacks - 1 vs. North Carolina (10/17/20)

Passes Defensed - 4 vs. NC State (11/19/22)

Tackles For Loss - 1.5 at Kentucky (11/26/22)

Forced Fumble - 1 at Florida (11/27/21)

Fumble Recovery - 1 vs. Notre Dame (10/7/23)



60 DANIEL BRUNSKILL

OFFENSIVE LINE • 6'5" • 300 LBS

COLLEGE: SAN DIEGO STATE • ACQUIRED: UNRESTRICTED FREE AGENT (SF) - 2023

NFL EXPERIENCE (NFL/TITANS): 6/2 • HOMETOWN: VALLEY CENTER, CALIF.

GAMES PLAYED/GAMES STARTED: 75/56 (PLAYOFFS: 9/3)



PRO: The Titans signed Daniel Brunskill early in the 2023 free agency period to bring toughness, versatility and experience to the offensive front. In his first campaign with the team, he started 14 games at right guard. The 6-foot-5-inch, 300-pounder entered the NFL as an undrafted free agent with the Atlanta Falcons in 2017. After two seasons on Atlanta's practice squad and a stint in the Alliance of American Football, he found a home with the San Francisco 49ers where he appeared in 61 games with 42 starts from 2019-2022. The San Diego State product and former collegiate tight end has shown versatility during his career having started games at all five positions on the offensive front in his first five NFL campaigns.

TITANS TIDBITS:

- Brunskill went to San Diego State as a walk-on offensive lineman in 2012. He made the switch to tight end for his first three collegiate seasons and earned a scholarship after the spring semester of 2015. After being named honorable-mention All-Mountain West as a tight end during his junior campaign, Brunskill switched back to offensive line for his final season after depth issues cropped up on the Aztecs' offensive front. He started all 14 games at right tackle as a senior and was named second-team All-Mountain West.
- In February of 2020, Brunskill joined current and former NFL players in Budapest, Hungary, where the group conducted two days of free football camps for men, women and children, while additionally hosting community activities. The camps were organized by American Football Without Barriers, a nonprofit foundation that was co-created by former NFL tight end Gary Barnidge. Its mission is to teach American football to those all around the globe.
- As a member of the Alliance of American Football's (AAF) San Diego Fleet in 2019, Brunskill was coached by former NFL head coach Mike Martz.
- At the conclusion of his first season in Tennessee, Brunskill was voted by the Nashville media as the recipient of the 2023 Eddie George Good Guy award. The honor is given each season to a player who is helpful in the local reporters' coverage of the Titans.

CAREER TRANSACTIONS:

- The Valley Center, Calif., native was originally signed by the Atlanta Falcons as a rookie free agent on May 1, 2017.
- Waived by the Falcons on Sept. 2, 2017 and signed to the team's practice squad a day later.
- Signed by the Falcons to a future's contract on Jan. 15, 2018.
- Waived by the Falcons on Sept. 1, 2018 and signed to the team's practice squad a day later.
- Released by the Falcons from their practice squad on Jan. 2, 2019.
- Signed by the San Francisco 49ers as a free agent on April 12, 2019.
- Signed by the Titans as an unrestricted free agent on March 20, 2023.

SEASON RECAPS:

2023 (14/14 - Tennessee): Started 14 games at right guard and helped open holes for Derrick Henry to finish second in the NFL with 1,167 rushing yards. Was inactive for three contests.

- At New Orleans (9/10), started at right guard in his Titans debut.
- Against L.A. Chargers (9/17), started at right guard and was a part of an offensive front that blocked for a unit that amassed 341 total yards,

including 141 yards on the ground.

- Against Cincinnati (10/1), started at right guard and was a member of an offensive line that protected for a group that accumulated 400 total yards, including 173 yards on the ground.
- At Indianapolis (10/8), started at right guard and was a part of an offensive line that allowed just one sack on 35 pass attempts.
- Against Atlanta (10/29), started at right guard and protected for an offensive unit that accumulated 375 total yards, including a 101-yard rushing performance by Derrick Henry. Help give rookie quarterback Will Levis time to amass 238 passing yards with four touchdown tosses in his first career start.
- Against Indianapolis (12/3), started at right guard and helped open holes for Titans' ball carriers to gain 177 yards on the ground, including 102 yards and two rushing scores from Derrick Henry.
- At Miami (12/11), started at right guard and protected for an offense that amassed a season-best 403 total yards, including a career-high 327 passing yards for Will Levis.

2022 (14/2, 3/0 - San Francisco): Saw action in 14 games with two starts. Started games at right and left guard. Was inactive for the first three games of the season. Appeared as a reserve in all three postseason games.

- Against Miami (12/4), started at right guard and helped open holes for 49ers' rushers to gain 121 rushing yards.
- Against Arizona (1/8), started at left guard in the regular season finale and blocked for a rushing attack that accumulated 169 yards and two scores on the ground.

2021 (17/17, 3/3 - San Francisco): Started all 17 regular season games and all three postseason games at right guard.

- Against Atlanta (12/19), started at right guard and was a part of an offensive front that allowed zero sacks and blocked for ball carriers to gain 162 rushing yards.
- At Dallas (1/16), started at right guard and was a member of an offensive line that did not allow a sack and opened holes for 169 rushing yards in an NFL Wild Card matchup, marking the first time since 2003 that the 49ers' offensive line did not allow a sack in a postseason game.
- At L.A. Rams (1/30), part of an offensive unit that did not allow a sack in the NFC Championship Game, marking the second time this postseason and first time a team has allowed zero sacks in two-or-more postseason games in the same postseason since the 2018 New England Patriots.

2020 (16/16 - San Francisco): Started all 16 games for the first time in his career. Made eight starts at right guard and eight starts at center.

- Against L.A. Rams (10/18), blocked for the team to rush for 122 yards and did not allow a sack on 33 pass attempts.
- Against Buffalo (12/7), part of an offensive line that did not allow a sack as Nick Mullens threw for 316 yards.

2019 (14/7, 3/0 - San Francisco): Played in 14 games with seven starts along the offensive line in his first season with the 49ers. Appeared in three postseason games.

- Against Cleveland (10/7), helped the 49ers rush for 275 yards and two touchdowns on 40 carries, the most rushing yards by the team in a single game since 2014.
- Against Carolina (10/27), helped the 49ers rush for 232 yards and five touchdowns on 38 carries. The five rushing touchdowns were the most



by the 49ers in a single-game since 1992.

- Against Minnesota (1/11), helped the 49ers offense rush for 186 yards and two touchdowns on 47 carries in the NFC Divisional round. The 47 rushing attempts are the most in a postseason game in franchise history and the 186 rushing yards are the fifth-most in a postseason game in franchise history.

2019 (San Diego Fleet - AAF): Signed with San Diego of the Alliance of American Football and started eight games at tackle for the Fleet.

2018 (0/0 - Atlanta): Spent the entire season on the team's practice squad.

2017 (0/0 - Atlanta): Spent the entire season on the team's practice squad.

COLLEGE:

- Appeared in 54 games with 32 starts at San Diego State. Switched from tight end to offensive line prior to his senior season. Finished his career with 15 receptions for 143 yards and three touchdowns.

- At San Diego State, Brunskill was on the Wuerffel Trophy watch list which goes to the athlete who does the most community service, among other attributes. He was also chosen as a Burlsworth nominee which is given to the best college walk-on.

- As a senior (2016), earned second-team All-Mountain West honors after starting all 14 games at right tackle. Was named the team's offensive lineman of the year and was one of two players to win the team's President's Award (highest standard of athletic and academic excellence).

- As a junior (2015), started all 14 games at tight end and recorded 10 receptions for 112 yds with two receiving scores. Was selected honorable-mention All-Mountain West by the league's media and head coaches.

- As a sophomore (2014), saw action in all 13 games with four starts and posted five catches for 31 yards with a touchdown.

- As a redshirt freshman (2013), played in all 13 games mainly as the blocking tight end.

- Redshirted in 2012.

- Majored in civil engineering at San Diego State.

PERSONAL:

- Attended Valley Center (Calif.) High School where he was a two-year letterwinner.

- As a senior (2011), named a team captain and was selected first-team all-CIF, first-team All-Valley League, first-team All-North County and second-team All-State.

- Also played volleyball, lacrosse and was on the wrestling team.

- Follow Brunskill on Instagram at @dan_skill.94.

- Born Daniel Zachary Brunskill on Jan. 27, 1994 in San Diego, Calif.

DANIEL BRUNSKILL'S NFL STATISTICS

REGULAR SEASON

Year	Team	GP	GS
2019	San Francisco	14	7
2020	San Francisco	16	16
2021	San Francisco	17	17
2022	San Francisco	14	2
2023	Tennessee	14	14
NFL Totals		75	56

PLAYOFFS

Year	Team	GP	GS
2019	San Francisco	3	0
2021	San Francisco	3	3
2022	San Francisco	3	0
NFL Totals		9	3

Starts Breakdown:

2019 - RT 4, LT 1, RG 2; 2020 - RG 8, C 8; 2021 - RG 17 (Playoffs - RG 3); 2022 - RG 1, LG 1; 2023 - RG 14



16 TREYLON BURKS

WIDE RECEIVER • 6'2" • 225 LBS

COLLEGE: ARKANSAS • ACQUIRED: 1ST ROUND - 2022

NFL EXPERIENCE (NFL/TITANS): 3/3 • HOMETOWN: WARREN, ARK.

GAMES PLAYED/GAMES STARTED: 22/15 (PLAYOFFS: 0/0)



PRO: The Titans selected Treylon Burks in the first round (18th overall) of the 2022 NFL Draft. Through his first two seasons, Burks totaled 49 receptions for 665 yards and one touchdown in 22 games (15 starts). That included 16 catches for 221 yards in 2023. As a rookie, he totaled 33 receptions for 444 yards and one touchdown in 11 games. The 6-foot-2-inch, 225-pounder brings a rare combination of size, speed and sure hands. The Arkansas product is a powerful runner with the ball in his hands, and he can be used all over the offensive formation as well as in the return game. He was drafted with the highest pick of any Arkansas player since Darren McFadden was taken fourth overall in 2008, and he was the first Arkansas wide receiver to be selected in the first round since Matt Jones was taken 21st overall by Jacksonville in 2006.

CAREER HIGHLIGHTS:

- In 2022, Burks' 444 receiving yards placed ninth among all NFL rookies. He totaled 33 catches in 11 games.
- As a junior at Arkansas in 2021, Burks was named first-team All-SEC after totaling 66 receptions (seventh in the SEC) for 1,104 yards (fourth) and 11 touchdowns (fourth). His 92.0 receiving yards per game ranked third in the SEC behind only Jameson Williams (104.8) and Wan'Dale Robinson (102.6).

TITANS TIDBITS:

- Burks is a hunting and fishing enthusiast. He is an experienced wild boar hunter, which involves hunting the animals with only his dogs and a knife, and he also is an avid turkey hunter.
- He lists "The Sandlot" and "Home Alone" among his favorite movies.
- Some of Burks' work ethic was developed on the farm of his great-grandfather, Joe Burks, as he would do everything from bailing hay to working in the chicken house.
- Burks has two dogs, a pair of American bullies named Zara and Zazu.

CAREER TRANSACTIONS:

- The Warren, Ark., native was selected by the Titans in the first round (18th overall) of the 2022 NFL Draft.

SEASON RECAPS:

2023 (11/9): Played in 11 games with nine starts at wide receiver and collected 16 receptions for 221 yards. Rushed five times for 18 yards. Was inactive for six contests. Led the team in receiving yards twice in 2023 (vs. LAC, vs. HOU).

- Against L.A. Chargers (9/17), started at wide receiver and led the team with 76 receiving yards on three receptions. Kickstarted the Titans' opening touchdown drive with a career-long 70-yard grab down the left sideline to the Chargers' five-yard line in the second quarter.
- Against Houston (12/17), started at wide receiver and led the team with 62 receiving yards on three catches. Carried the ball once for two yards. Set up the Titans' opening touchdown with a 37-yard catch to the Houston 34-yard line in the first quarter.

2022 (11/6): Saw action in 11 games with six starts as a rookie and tied for third on the squad with 33 receptions and 444 receiving yards with a receiving score. Rushed four times for 47 yards. Placed on injured reserve on Oct. 8, 2022 and missed four games before being designated to return on Nov. 12, 2022. Was inactive for two contests. Had one

100-yard receiving performance (at GB). Led the team in receiving yards three times (at BUF, at GB, vs. DAL). Led or tied for the team lead in receptions four times (at BUF, at GB, vs. CIN, at JAX).

- Against N.Y. Giants (9/11), made his NFL debut as a reserve at wide receiver and snared three receptions for 55 yards. Since 1970, his 55 receiving yards ranked sixth among Titans/Oilers rookies and first-year players in a Week 1 game. Snared his first career reception for 20 yards to set up the Titans' first touchdown of the season in the opening stanza. Set up the Titans' second touchdown with a 27-yard reception in the third quarter.
- At Buffalo (9/19), registered his first career start at wide receiver and tied for the team lead with four receptions for a team-best 47 receiving yards.
- Against Las Vegas (9/25), saw action as a reserve at wide receiver and caught one pass for 13 yards to go along with an eight-yard rush. Posted a 13-yard reception down to the Raiders' one-yard line setting up Derrick Henry's touchdown on the next play early in the second quarter.
- At Green Bay (11/17), started at wide receiver and collected his first career 100-yard receiving performance, amassing a team-high 111 yards on a team-best seven catches. Kickstarted the Titans' opening touchdown drive with a 43-yard grab on third-and-seven in the first quarter. Sealed the victory with a 51-yard catch along the left sideline allowing the Titans to kneel out the clock in the fourth quarter.
- Against Cincinnati (11/27), played as a reserve at wide receiver and tied for the team lead with four catches for 70 yards. Collected his first career touchdown by recovering a fumble in the end zone. Scored his first touchdown after recovering a Derrick Henry fumble in the end zone during the second quarter. Set up the Titans' second field goal with a leaping 51-yard grab down to the Bengals' 24-yard line in the third quarter.
- At Philadelphia (12/4), started at wide receiver and hauled in his first career touchdown before leaving the contest late in the first quarter with an injury. Snared a 25-yard touchdown strike in the end zone to even the score at 7-7 in the opening stanza.
- Against Houston (12/24), set up the Titans' second touchdown with a 15-yard run on a reverse in the third quarter.
- Against Dallas (12/29), started at wide receiver and led the team with 66 receiving yards on four catches. Rushed once for 20 yards. Set up the Titans' second field goal with a 30-yard tightrape catch-and-run along the right sideline in the second quarter. Extended the Titans' touchdown drive with a 21-yard grab on third-and-six in the third quarter.

COLLEGE:

- One of the most accomplished wide receivers in Arkansas history, Burks appeared in 32 career games with 30 starts in three seasons with the Razorbacks. He totaled 146 receptions for 2,399 yards and 18 touchdowns to go along with 32 rushing attempts for 222 yards and one score. He returned 13 punts for 134 yards (10.3-yard average) and returned 11 kickoff returns for 226 yards (20.5 avg.). At the conclusion of his collegiate career, he ranked sixth in Razorbacks history in career receptions and receiving yards, and his touchdown reception total tied for fifth all-time. He set an Arkansas record with 10 career 100-yard receiving games, including a school-record six 100-yard receiving performances in his final year. He earned All-SEC honors in each of his three seasons: in 2019, second-team All-SEC as a returner and All-Freshman as a receiver; second-team All-SEC in 2020; and first-team All-SEC in 2021.
- As a junior (2021), started 12 games, totaling 66 catches for 1,104



yards and 11 touchdowns to earn first-team All-SEC honors. He became the fourth pass catcher in Arkansas history to post a 1,000-yard receiving season and the first since 2012.

- As a sophomore (2020), played and started in nine games. Earned second-team All-SEC honors and named to the 2020 Fall SEC Academic Honor Roll. Led the team with 51 catches, 820 yards (16.1 avg.) and seven touchdowns. Also returned one punt for four yards. Finished third in the SEC with an average of 91.1 receiving yards per game and ranked fifth in total receiving yards, despite missing one game. Was one of only two FBS receivers, joining Florida's Kadarius Toney, to log 800-plus receiving yards and 70-plus rushing yards. Accrued six games with at least 90 receiving yards and four games of 100-plus receiving yards. Became the first Arkansas receiver to record four 100-yard receiving games in the same season since Cobi Hamilton in 2012. Totaled four catches of 50-plus yards, which tied for sixth-most in FBS.

- As a freshman (2019), played in 11 games with nine starts. Named second-team All-SEC as a returner and added SEC All-Freshman honors as a receiver. Hauled in 29 passes for a team-high 475 yards. Averaged 16.4 yards per catch and 43.2 yards per game, both ranking second among conference freshmen. As the team's main punt returner, fielded 12 punts for 130 yards, averaging 10.8 yards per return. Also returned 10 kickoffs for 226 yards. Finished second on the team in all-purpose yards with 866, averaging 78.7 per game.

- Majored in communications at Arkansas.

PERSONAL:

- Married Shelby Pearlman in 2023.

- Attended Warren (Ark.) High School, where he closed his high school career with 151 receptions for 3,403 yards and 43 touchdowns for the Lumberjacks. Rated a four-star prospect by Rivals, 247Sports and ESPN, and billed as the top player in the state of Arkansas by 247Sports. Slotted as the No. 11 wide receiver in the nation by ESPN.

- Also lettered in basketball, baseball and track.

- As a high school senior, hauled in eight catches for 244 yards, scoring four times before a season-ending injury. Also passed for three touchdowns. Played on both sides of the ball, tallying 17 tackles with one sack, two forced fumbles and a fumble recovery.

- As a high school junior, totaled 1,090 receiving yards and 12 touchdowns on 45 catches in 2017. Also rushed for 936 yards on 114 carries, scoring 27 touchdowns and helping the team to a 13-2 mark and a berth in the Arkansas 4A state championship game.

- Son of Shafreda Strickland and has one brother and two sisters.

- Follow Burks on X at @TreytonBurks and on Instagram at @treyton_burks13.

- Born Treyton Burks on March 23, 2000 in Flint, Mich. .

TREYLON BURKS' GAME-BY-GAME

2022 Tennessee Titans					RECEIVING					2023 Tennessee Titans					RECEIVING				
Date	Opp.	W/L	P/S	No	Yds	Avg	Lg	TD	Date	Opp.	W/L	P/S	No	Yds	Avg	Lg	TD		
Sept 11	NYG	L	p	3	55	18.3	27	0	Sept 10	@ NO	L	S	2	18	9.0	14	0		
Sept 19	@ Buf	L	S	4	47	11.8	16	0	Sept 17	LAC	W	S	3	76	25.3	70	0		
Sept 25	LV	W	p	1	13	13.0	13	0	Sept 24	@ Cle	L	S	1	5	5.0	5	0		
Oct 2	@ Ind	W	S	2	14	7.0	8	0	Oct 1	Cin	W	IA							
Oct 9	@ Was	W	IR						Oct 8	@ Ind	L	IA							
Oct 23	Ind	W	IR						Oct 15	Bal	L	IA							
Oct 30	@ Hou	W	IR						Oct 29	Atl	W	S	0	0	-	0	0		
Nov 6	@ KC	L	IR						Nov 2	@ Pit	L	S	2	23	11.5	21	0		
Nov 13	Den	W	p	3	24	8.0	15	0	Nov 12	@ TB	L	IA							
Nov 17	@ GB	W	S	7	111	15.9	51	0	Nov 19	@ Jax	L	IA							
Nov 27	Cin	L	p	4	70	17.5	51	0	Nov 26	Car	W	IA							
Dec 4	@ Phi	L	S	1	25	25.0	25t	1	Dec 3	Ind	L	p	0	0	-	0	0		
Dec 11	Jax	L	IA						Dec 11	@ Mia	W	S	1	1	1.0	1	0		
Dec 18	@ LAC	L	IA						Dec 17	Hou	L	S	3	62	20.7	37	0		
Dec 24	Hou	L	p	0	0	-	0	0	Dec 24	Sea	L	S	2	25	12.5	13	0		
Dec 29	Dal	L	S	4	66	16.5	30	0	Dec 31	@ Hou	L	p	2	11	5.5	7	0		
Jan 7	@ Jax	L	S	4	19	4.8	9	0	Jan 7	Jax	W	S	0	0	-	0	0		
Totals		7-10	11/6	33	444	13.5	51	1	Totals		6-11	11/9	16	221	13.8	70	0		

TREYLON BURKS' NFL STATISTICS

REGULAR SEASON		RECEIVING							RUSHING				
Year	Team	GP	GS	No	Yds	Avg	Lg	TD	Att	Yds	Avg	Lg	TD
2022	Tennessee	11	6	33	444	13.5	51	1	4	47	11.8	20	0
2023	Tennessee	11	9	16	221	13.8	70	0	5	18	3.6	9	0
NFL Totals		22	15	49	665	13.6	70	1	9	65	7.2	20	0

Single-Game Highs

Receptions - 7 at Green Bay (11/17/22)
 Receiving Yards - 111 at Green Bay (11/17/22)
 Long Reception - 70 vs. L.A. Chargers (9/17/23)
 Receiving Touchdowns - 1 at Philadelphia (12/4/22)
 Rushes - 1 (Nine times, last vs. Seattle 12/24/23)
 Rushing Yards - 20 vs. Dallas (12/29/22)
 Long Rush - 20 vs. Dallas (12/29/22)

Additional Career Statistics

Fumble Recoveries - 1 (2022)
 Fumble Recoveries for Touchdowns - 1 (2022)



45 CHANCE CAMPBELL

LINEBACKER • 6'2" • 232 LBS

COLLEGE: MISSISSIPPI • ACQUIRED: 6TH ROUND - 2022

NFL EXPERIENCE (NFL/TITANS): 3/3 • HOMETOWN: ELLICOTT CITY, MD.

GAMES PLAYED/GAMES STARTED: 4/0 (PLAYOFFS: 0/0)



PRO: The Titans selected Chance Campbell in the sixth round (219th overall) of the 2022 NFL Draft. He appeared in four games in 2023 after spending his entire rookie season on injured reserve. The 6-foot-2-inch, 232-pound defender possesses the aggressive instincts required to compete at the NFL level. Prior to being drafted by the Titans, the Ellicott City, Md., native played his final college season at Ole Miss (2021), where he started all 13 games and led the team with 109 tackles. He transferred to Ole Miss from Maryland, where he played three seasons (2018-20) and appeared in 25 games.

CAREER HIGHLIGHTS:

- In 2023, Campbell saw the first action of his NFL career. He totaled two tackles and added a stop on special teams in four games.
- In 2021, Campbell led Mississippi with 109 tackles on the season, led the SEC and ranked third nationally with three fumble recoveries, and ranked second in the SEC with three forced fumbles.

TITANS TIDBITS:

- Prior to transferring to Mississippi, Campbell played three seasons at Maryland and was teammates with fellow 2022 draft pick Chig Okonkwo.
- Participated in Uplifting Athletes and Reps for Rare Diseases at the Combine, raising over \$9,000 on the broad jump (10 feet, 7 inches). It was the most money raised of any participating player. He later highlighted the organization through the NFL's My Cause My Cleats initiative.
- Despite only being in Mississippi for six months, Campbell said the transfer was "fantastic" for him to get familiarized with uprooting and moving somewhere new. "I lived in Maryland my entire life, so going away to a new town and living off by yourself and being around new people and having to kind of re-establish yourself, those are all things that I'm going to have to do at the next level. I got a pretty good test run at it and I think that set me up pretty well."
- Campbell excelled at lacrosse in high school and initially visited Maryland for lacrosse prior to committing to football. He even entertained being a dual-sport athlete at Maryland.
- His younger brother, Trace, is a quarterback at the University of Alabama-Birmingham.
- He is close friends with former Maryland teammate and current NFL running back Jake Funk.

CAREER TRANSACTIONS:

- The Ellicott City, Md., native was selected by the Titans in the sixth round (219th overall) of the 2022 NFL Draft.
- Waived by the Titans on Aug. 29, 2023 and signed to the team's practice squad a day later.
- Signed by the Titans to their active roster from the practice squad on Sept. 22, 2023.
- Waived by the Titans on Oct. 28, 2023 and signed to the team's practice squad two days later.
- Signed by the Titans to their active roster from the practice squad on Nov. 15, 2023.

SEASON RECAPS:

2023 (4/0): Saw action as a reserve in four games and collected two tackles and a special teams stop. Placed on injured reserve on Nov. 15 and missed the final eight games of the regular season. Spent four

contests on the team's practice squad. Dressed but did not play in another game. Made his NFL debut at Cleveland (9/24/23).

- At Cleveland (9/24), played as a reserve at linebacker and tallied two tackles in his first career NFL contest. Registered a special teams stop on coverage units. Halted a Browns' drive by combining with Kyle Peko to stuff Pierre Strong Jr. for no gain on a third-and-one rush late in the final stanza.

2022 (0/0): Placed on injured reserve on Sept. 9, 2022 and missed his entire rookie season.

COLLEGE:

- In one season at Mississippi (2021), Campbell started all 13 games and led the team with 109 tackles. He added six sacks, 11 quarterback pressures, 12.5 tackles for loss, two passes defended, three forced fumbles and led the SEC with three fumble recoveries while with the Rebels. Transferred to Mississippi from Maryland where he played three seasons (2018-20) and amassed 107 tackles, 1.5 sacks, 10 tackles for loss, one interception, four passes defended, one forced fumble and one fumble recovery in 25 games.
- As a senior (2021), started all 13 games in his first season with the Rebels. Led the team with 109 tackles, and also posted six sacks, 11 quarterback pressures, 12.5 tackles for loss and two passes defended. Led the SEC and ranked third nationally with three fumble recoveries, and ranked second in the SEC with three forced fumbles. Transferred to Mississippi from Maryland.
- As a junior (2020), saw action in five games and made four starts. Led the squad with 43 tackles and added 1.5 sacks, 5.5 tackles for loss and one fumble recovery returned for a touchdown. Earned All-Big Ten honorable mention recognition.
- As a sophomore (2019), played in 10 games and made two starts. Amassed 54 tackles, 4.5 tackles for loss, one interception, four passes defended and one forced fumble.
- As a freshman (2018), saw action in 11 games and registered 10 tackles.
- Graduated from Maryland in 2021 with a degree in finance and pursued a master's degree in higher education at Mississippi.

PERSONAL:

- Attended Calvary Hall (Md.) High School where he was a consensus three-start recruit.
- Was a first-team All-MIAA A conference selection as a junior.
- Rated the 20th overall player in the state of Maryland by Rivals.
- Also played lacrosse and helped lead his team to a MIAA conference title as a junior.
- Son of Rick and Kati Campbell.
- Has two brothers and one sister.
- Follow Campbell on X and Instagram at @ccam42.
- Born Chance Dixon Campbell on Oct. 8, 1999 in Ellicott City, Md.



CHANCE CAMPBELL'S GAME-BY-GAME

2022 Tennessee Titans

Date	Opp	W/L	P/S	Tot Solo	Asst	Sk	- Yds	QBP	TFL	Int - Yds	-TD	PD	FF	FR - Yds	SpT
Sept 11	NYG	L	IR												
Sept 19	@ Buf	L	IR												
Sept 25	LV	W	IR												
Oct 2	@ Ind	W	IR												
Oct 9	@ Was	W	IR												
Oct 23	Ind	W	IR												
Oct 30	@ Hou	W	IR												
Nov 6	@ KC	L	IR												
Nov 13	Den	W	IR												
Nov 17	@ GB	W	IR												
Nov 27	Cin	L	IR												
Dec 4	@ Phi	L	IR												
Dec 11	Jax	L	IR												
Dec 18	@ LAC	L	IR												
Dec 24	Hou	L	IR												
Dec 29	Dal	L	IR												
Jan 7	@ Jax	L	IR												
Totals				7-10	0/0	0	0	0.0	0.0	0	0	0	0	0	0

2023 Tennessee Titans

Date	Opp	W/L	P/S	Tot Solo	Asst	Sk	- Yds	QBP	TFL	Int - Yds	-TD	PD	FF	FR - Yds	SpT	
Sept 10	@ NO	L	PS													
Sept 17	LAC	W	PS													
Sept 24	@ Cle	L	p	2	1	1	0.0	0.0	0	0	0	0	0	0	1	
Oct 1	Cin	W	p	0	0	0	0.0	0.0	0	0	0	0	0	0	0	
Oct 8	@ Ind	L	p	0	0	0	0.0	0.0	0	0	0	0	0	0	0	
Oct 15	Bal	L	p	0	0	0	0.0	0.0	0	0	0	0	0	0	0	
Oct 29	Atl	W	PS													
Nov 2	@ Pit	L	PS													
Nov 12	@ TB	L	DNP													
Nov 19	@ Jax															
				Placed on injured reserve on Nov. 15												
Totals				3-6	4/0	2	1	1	0.0	0.0	0	0	0	0	0	1

CHANCE CAMPBELL'S NFL STATISTICS

REGULAR SEASON

Year	Team	GP	GS	TACKLES						INTERCEPTIONS					FUMBLES			
				Tot	Solo	Asst	Sk	Yds	QBP	TFL	No	Yds	Lg	TD	PD	FF	FR	Yds
2022	Tennessee	0	0	0	0	0	0.0	0.0	0	0	0	0	0	0	0	0	0	0
2023	Tennessee	4	0	2	1	1	0.0	0.0	0	0	0	0	0	0	0	0	0	1
NFL Totals		4	0	2	1	1	0.0	0.0	0	0	0	0	0	0	0	0	0	1

Single-Game Highs

Tackles - 2 at Cleveland (9/24/23)

Special Teams Tackles - 1 at Cleveland (9/24/23)



28 SHYHEIM CARTER

DEFENSIVE BACK • 5'10" • 194 LBS

COLLEGE: ALABAMA • ACQUIRED: FREE AGENT - 2022

NFL EXPERIENCE (NFL/TITANS): 1/1 • HOMETOWN: KENTWOOD, LA.

GAMES PLAYED/GAMES STARTED: 3/0 (PLAYOFFS: 0/0)



PRO: The Titans signed Shyheim (sha-HEEM) Carter during the 2023 offseason after spending a portion of the season on team's practice squad during 2022. During the 2023 season, he appeared in three games as a reserve defensive back and on special teams. The 5-foot-10-inch, 194-pounder originally signed with the New York Jets as a rookie free agent following the 2020 NFL Draft, and he spent a portion of the 2020 season on the Atlanta Falcons practice squad. The Kentwood, La., native spent time on the Houston Texans practice squad in 2021 prior to being signed by the Titans.

TITANS TIDBITS:

- Prior to being signed by the Houston Texans in 2021, Carter spent the spring working as a graduate assistant at Alabama, his alma mater, under his former head coach, Nick Saban. "I think Shyheim Carter would fit in probably one of the top two or three players on the team from a knowledge standpoint," Saban said prior to Carter's last season at Alabama. "He can answer every question in a meeting about every position...I think that's what creates a lot of diversity for him as a player, to be able to play multiple positions because he's very smart and it means something to him."
- Nicknamed "Christmas" by his grandfather who knew Carter was going to be special when he first saw him. Carter also goes by "Nook," a version of the nickname "Nuck-Nuck" that was given to him by his mother as a baby, and shortened by former Alabama teammate DeVonta Smith.

CAREER TRANSACTIONS:

- The Kentwood, La., native was originally signed by the New York Jets as an undrafted free agent on May 6, 2020.
- Waived by the Jets on Sept. 5, 2020.
- Signed by the Atlanta Falcons to the team's practice squad on Oct. 20, 2020.
- Waived by the Falcons on Dec. 8, 2020.
- Signed by the Houston Texans as a free agent on May 17, 2021.
- Waived by the Texans on Aug. 31, 2021 and signed to the team's practice squad a day later.
- Waived by the Texans on Oct. 12, 2021.
- Signed by the Titans to the team's practice squad on Dec. 30, 2021.
- Waived by the Titans on Jan. 4, 2022.
- Signed by the Titans to a future's contract on Jan. 25, 2022.
- Waived by the Titans on Aug. 22, 2022.
- Signed by the Titans to the team's practice squad on Oct. 4, 2022.
- Waived by the Titans on Nov. 15, 2022.
- Signed by the Titans to the team's practice squad on Jan. 3, 2023.
- Signed by the Titans on Jan. 10, 2023.
- Waived by the Titans on Aug. 29, 2023 and signed to the team's practice squad a day later.
- Activated from the practice squad to the active roster standard elevation on Sept. 30, 2023.
- Signed by the Titans to the active roster from their practice squad on Oct. 14, 2023.
- Waived by the Titans on Oct. 28, 2023 and signed to the team's practice squad two days later.
- Activated from the practice squad to the active roster standard elevation on Dec. 23, 2023.

SEASON RECAPS:

2023 (3/0 - Tennessee): Saw action as a reserve in three games and registered two tackles with a special teams stop. Spent 13 games on the team's practice squad and was not on the roster for another contest. Tied for the team lead in special teams tackles once in 2023 (vs. CIN). Made his NFL debut against Cincinnati (10/1/23).

- Against Cincinnati (10/1), played as a reserve at defensive back and on special teams in his first career NFL contest. Posted a special teams stop on coverage units.
- In London, against Baltimore (10/15), saw action as a reserve at safety and registered two tackles.
- Against Seattle (12/24), played as a reserve on special teams.

2022 (0/0 - Tennessee): Spent a portion of the season on the practice squad of the Tennessee Titans.

2021 (0/0 - Houston; 0/0 - Tennessee): Spent a portion of the season on the practice squads of the Houston Texans and Tennessee Titans.

2020 (0/0 - Atlanta): Spent time on the Falcons' practice squad after being waived by the New York Jets during roster cuts.

COLLEGE:

- In four seasons at Alabama, Carter appeared in 50 games with 23 starts and tallied 101 tackles, six tackles for loss, three interceptions with two returned for touchdowns, 21 passes defended and two forced fumbles.
- As a senior (2019), saw action in 13 games and totaled 43 tackles, 2.5 tackles for loss, one interception, eight passes defended and one forced fumble.
- As a junior (2018), appeared in 14 games and posted a career-best 44 tackles, 3.5 tackles for loss, two pick-sixes, a career-high 12 passes defended and one forced fumble. One of 11 players nationally with two interception return touchdowns, and one of just two SEC players to record the feat joining Chauncey Gardner-Johnson.
- As a sophomore (2017), played in all 14 games and amassed seven tackles and one pass defended.
- As a freshman (2016), saw action in nine games and recorded seven tackles.
- Graduated from Alabama in 2019.

PERSONAL:

- Attended Kentwood (La.) High School where he played both quarterback and cornerback and was named class 1A Offensive MVP by the Louisiana Sports Writers Association and the Louisiana Football Coaches Association in 2014 and 2015.
- As a senior, recorded 57 tackles and five interceptions, while adding 2,443 passing yards, 1,648 rushing yards and 30 total touchdowns on offense.
- Follow Carter on X and Instagram at @Christmas_5.
- Born Shyheim Carter on Dec. 15, 1997 in Kentwood, La.



SHYHEIM CARTER'S GAME-BY-GAME

2023 Tennessee Titans

Date	Opp	W/L	P/S	Tot	Solo	Asst	Sk	- Yds	QBP	TFL	Int	- Yds	-TD	PD	FF	FR	- Yds	SpT	
Sept 10	@ NO	L	PS																
Sept 17	LAC	W	PS																
Sept 24	@ Cle	L	PS																
Oct 1	Cin	W	p	0	0	0	0.0	0.0	0	0	0	0	0	0	0	0	0	0	1
Oct 8	@ Ind	L	PS																
Oct 15	Bal	L	p	2	1	1	0.0	0.0	0	0	0	0	0	0	0	0	0	0	0
Oct 29	Atl	W	NOR																
Nov 2	@ Pit	L	PS																
Nov 12	@ TB	L	PS																
Nov 19	@ Jax	L	PS																
Nov 26	Car	W	PS																

Dec 3	Ind	L	PS																
Dec 11	@ Mia	W	PS																
Dec 17	Hou	L	PS																
Dec 24	Sea	L	p	0	0	0	0.0	0.0	0	0	0	0	0	0	0	0	0	0	0
Dec 31	@ Hou	L	PS																
Jan 7	Jax	W	PS																
Totals				6-11	3/0	2	1	1	0.0	0.0	0	0	0	0	0	0	0	0	1

SHYHEIM CARTER'S NFL STATISTICS

REGULAR SEASON

Year	Team	REGULAR SEASON		TACKLES							INTERCEPTIONS					FUMBLES			
		GP	GS	Tot	Solo	Asst	Sk	Yds	QBP	TFL	No	Yds	Lg	TD	PD	FF	FR	Yds	SpT
2020	Atlanta																		
2021	HOU/TEN																		
2022	Tennessee																		
2023	Tennessee	3	0	2	1	1	0.0	0.0	0	0	0	0	0	0	0	0	0	0	1
NFL Totals		3	0	2	1	1	0.0	0.0	0	0	0	0	0	0	0	0	0	0	1

Single-Game Highs


Tackles - 2 vs. Baltimore (10/15/23)

Special Teams Tackles - 1 vs. Cincinnati (10/1/23)



53 SAAHQDIQ CHARLES

OFFENSIVE LINEMAN • 6'4" • 322 LBS • COLLEGE: LOUISIANA STATE
 ACQUIRED: UNRESTRICTED FREE AGENT (WAS) - 2024
 NFL EXPERIENCE (NFL/TITANS): 5/1 • HOMETOWN: NEW ORLEANS, LA.
 GAMES PLAYED/GAMES STARTED: 35/18 (PLAYOFFS: 0/0)



PRO: The Titans signed Saahdiq Charles during the 2024 offseason to bolster the experience and competition along the offensive front. The 6-foot-4-inch, 322-pounder has the versatility to play along the offensive line at both guard spots and has even seen NFL action at right tackle. The Louisiana State product won a national championship as the Tigers starting left tackle in 2019 before being selected by the Washington Commanders in the fourth round. Charles arrives in Tennessee having played in 35 games with 18 starts during his first four NFL campaigns (2020-23).

CAREER HIGHLIGHTS:

- In 2023, Charles started a career-best 10 games at left guard for the Commanders.

TITANS TIDBITS:

- Charles is a New Orleans native who was displaced because of Hurricane Katrina and was forced to move around from north Louisiana, Houston, Georgia and Montgomery, Ala., before finally settling in Madison, Miss., where he attended high school.
- For the NFL's annual "My Cause My Cleats" campaign, Charles decided to highlight The Greater New Orleans Foundation as his cause. The foundation is committed to influencing positive change through philanthropic efforts to the Greater New Orleans Region, including civic leadership, economic opportunity, the environment, nonprofit leadership & effectiveness, workforce, and disaster response and restoration.
- Charles was college teammates with center Lloyd Cushenberry. They won the 2019 College Football Playoff National Championship and were members of the LSU offensive line that won the Joe Moore Award, presented to the top unit in the nation.

CAREER TRANSACTIONS:

- The New Orleans, La., native was selected by the Washington Commanders in the fourth round (108th overall) of the 2020 NFL Draft.
- Signed by the Titans as an unrestricted free agent on March 15, 2024.

SEASON RECAPS:

2023 (11/10 - Washington): Saw action in 11 games with 10 starts at left guard. Placed on injured reserve on Oct. 24 and missed six games before being designated to return on Dec. 15.

2022 (13/3 - Washington): Played in 13 games with three starts at right guard. Was inactive for three contests before being placed on injured reserve on Jan. 6 and missing the regular season finale.

2021 (10/4 - Washington): Saw action in 10 games with four starts. Started one contest at right tackle, two games at right guard and one contest at left guard. Was inactive for six games, including the first four contests of the season. Spent one game on the reserve/COVID-19 list.

2020 (1/1 - Washington): Started at left guard in one game before being placed on injured reserve on Oct. 24 and missing the final 10 contests. Was inactive for the first five games of season.

COLLEGE:

- Played in 32 games with 28 starts in his three years at Louisiana State. Started 26 times at left tackle, once at right tackle and once at right guard.

Opted to forgo senior season and entered his named into the 2020 NFL Draft.

- Helped pave the way for LSU running backs going over the 1,000-yard mark all three seasons he was on the offensive line from 2017-19.
- As a junior (2019), started at left tackle in nine games while helping the Tigers capture the College Football national championship. Was a key member of a Tigers' offensive line that was named the Joe Moore Award winner for the top unit in the nation. Saw action in a total of 653 offensive snaps. Played his best football down the stretch, helping the Tigers to three wins over Top 4 ranked teams in December and January.
- As a sophomore (2018), started 10 games at left tackle, playing a total of 762 snaps.
- As a true freshman (2017), played in all 13 games with nine starts on the offensive line (7 at left tackle, 1 at right tackle, 1 at right guard). Earned a spot on the Freshman All-SEC team. Became the first true freshman to start on the line in a season opener in the modern era. Played a total of 687 snaps
- Majored in sport administration at Louisiana State.

PERSONAL:

- Attended Madison-Ridgeland (Miss.) Academy, where he was considered one of the top players in the state of Mississippi as a senior in 2016.
- Charles was named to the 2016 Dandy Dozen list as one of the top high school senior football players in Mississippi. He was a four-star recruit according to Rivals and Scout.
- In high school, transitioned to the offensive line from the defensive line as a junior.
- First name is pronounced "SUH-deek."
- Follow Charles on X at @saahdiq and on Instagram at @77saahdiq.
- Born Saahdiq Charles on July 26, 1999 in New Orleans, La.

SAAHQDIQ CHARLES' NFL STATISTICS				
REGULAR SEASON				
Year	Team	GP	GS	
2020	Washington	1	1	
2021	Washington	10	4	
2022	Washington	13	3	
2023	Washington	11	10	
NFL Totals		35	18	
Starts Breakdown:				
2020 - LG 1; 2021 - RT 1, RG 2, LG 1; 2022 - RG 3; 2023 - LG 10				



36 JULIUS CHESTNUT

RUNNING BACK • 5'11" • 228 LBS

COLLEGE: SACRED HEART • ACQUIRED: FREE AGENT - 2022

NFL EXPERIENCE (NFL/TITANS): 3/3 • HOMETOWN: BOWIE, MD.

GAMES PLAYED/GAMES STARTED: 9/0 (PLAYOFFS: 0/0)



PRO: The Titans signed Julius Chestnut as an undrafted free agent following the 2022 NFL Draft to provide depth to the running back rotation. The 5-foot-11-inch, 228-pounder possesses excellent play strength as a bigger-bodied running back and also adds value on special teams. In 2023, he appeared in the first three games of the season before suffering a season-ending injury. He appeared in six games as a rookie in 2022, recording nine rushing attempts for 12 yards, three receptions for 41 yards while returning 10 kickoffs for 215 yards. The Bowie, Md., native logged 593 carries for 3,467 yards (5.8-yard avg.) and 29 touchdowns over four seasons at Sacred Heart (2018-21).

CAREER HIGHLIGHTS:

- As a rookie in 2022, Chestnut saw action in six contests and rushed nine times for 12 yards, caught three passes for 41 yards and returned 10 kickoffs for 215 yards.
- In 2021, Chestnut averaged 205.2 all-purpose yards per contest, which ranked first in the FCS.
- As a sophomore in 2019, Chestnut set career-highs with 293 carries for 1,495 yards and 11 touchdowns. His 1,495 rushing yards were the second-most in program history and third-most in the nation.

TITANS TIDBITS:

- While at Sacred Heart, Chestnut interned for the school's athletic department and assisted with statistical analysis, marketing, and ticket sales.
- His father, Keith, owns a landscaping company. Throughout high school and college summer breaks, Chestnut would wake up at 5 a.m. to help load trucks and lay mulch.
- Despite having the opportunity to enter the transfer portal and play for a larger program, Chestnut chose to remain at FCS-level Sacred Heart because of his relationships at the school and within the program. "Everybody thinks about it," Chestnut said. "But I was like, why would I leave a place where people love me and care about me? If I left, would I get the same love that I get here? I don't think so. The coaches care about me — and I care about them, as well. I've made a lot of good friends here, met a lot of good people, and there are a lot of connections I can make in the outside world from here. So I was like, no — no way I can do that."
- In 2022, Chestnut became the second player from Sacred Heart University to appear in an NFL game, joining former Bills defensive back Jon Corto (2008-10).

CAREER TRANSACTIONS:

- The Bowie, Md., native was signed by the Titans as an undrafted free agent on May 13, 2022.
- Waived by the Titans on Oct. 1, 2022 and signed to the team's practice squad two days later.
- Activated from the practice squad to the active roster standard elevation on Dec. 3, 2022.
- Activated from the practice squad to the active roster standard elevation on Dec. 10, 2022.
- Signed by the Titans to their active roster from the practice squad on Dec. 17, 2022.

SEASON RECAPS:

2023 (3/0): Saw action as a reserve in the first three games and collected two special teams stops. Placed on injured reserve on Sept. 26 and

missed the final 14 games of the regular season. Led the team in special teams tackles once in 2023 (vs. LAC).

- At New Orleans (9/10), saw action as a reserve at running back and on special teams.
- Against L.A. Chargers (9/17), led the team with two special teams tackles on coverage units.
- At Cleveland (9/24), saw limited action on special teams before leaving the game with an injury in the first quarter.

2022 (6/0): Saw action in six games as a reserve at running back during his rookie campaign. Rushed nine times for 12 yards and caught three passes for 41 yards. Returned 10 kickoffs for 215 yards. Was inactive for the first three games of the season. Spent eight contests on the team's practice squad. Played in his first career NFL contest at Philadelphia (12/4/22).

- At Philadelphia (12/4), made his NFL debut as a reserve at running back and on special teams. Carried the ball five times for 13 yards.
- Against Jacksonville (12/11), played as a reserve at running back and caught two passes for eight yards out of the backfield. Returned two kickoffs for 53 yards with a long return of 33 yards.
- Against Houston (12/24), returned four kickoffs for 85 yards.
- Against Dallas (12/29), played as a reserve at running back and rushed four times for minus one yard. Hauled in a reception for 33 yards. Returned one kickoff for 25 yards. Set up the Titans' first field goal with a 33-yard gain on a screen pass in the second quarter.
- At Jacksonville (1/7), saw action on special teams and returned two kickoffs for 46 yards.

COLLEGE:

- Appeared in 32 games over four seasons at Sacred Heart (2018-21) and logged 593 carries for 3,467 yards (5.8-yard avg.), including a career-long 86-yard carry, with 29 touchdowns. Made 28 receptions for 412 yards (14.7-yard avg.) and five scores. Added 10 kick returns for 108 yards and two punt returns for 10 yards.
- As a senior (2021), played in five games and posted 91 rushes for 542 yards (6.0-yard avg.) and three touchdowns. Recorded a season-long rush of 39 yards. Caught two passes for 15 yards.
- As a junior (2020), appeared in four games and rushed 93 times for 717 yards (7.7-yard avg.) and eight scores. Posted a season-long rush of 69 yards and averaged 205.2 all-purpose yards per contest which led the FCS. Added eight catches for 171 yards and three touchdowns including a career-long 60-yard reception. Earned first-team All-American recognition by AP and FCS. Named Northeast Conference Offensive Player of the Year.
- As a sophomore (2019), saw action in 12 games and set career-highs with 293 carries for 1,495 yards and 11 touchdowns. His 1,495 rushing yards were the second-most in program history and third-most in the nation. Logged a career-long 86-yard rush. Also caught a career-high 14 passes for a career-best 179 yards and two scores and added two punt returns for 10 yards. Earned third-team All-American recognition by AP and first-team All-NEC honors. Recorded 100-yard rushing games in nine contests.
- As a freshman (2018), played in 11 games and rushed 116 times for 713 yards with seven touchdowns. Rushed for a season-long gain of 75 yards. Made four catches for 47 yards and added 10 kick returns for 108 yards including a long of 29 yards. Also made six tackles and one forced fumble



- on defense. Named the NEC Offensive Rookie of the Year
- Graduated from Sacred Heart in May 2022 with a degree in economics.

- Born Julius Chestnut on Oct. 26, 2000 in Bowie, Md.

PERSONAL:

- Attended Archbishop Spalding (Md.) High School where he carried the ball 133 times for 817 yards and 13 touchdowns as a senior.
- Son of Nichelle and Keith Chestnut.
- Has one older sister, Torri.
- Follow Chestnut on Instagram at @j.chestnut7 and on X at @juliuschestnut.

JULIUS CHESTNUT'S GAME-BY-GAME

2022 Tennessee Titans										RUSHING				RECEIVING				2023 Tennessee Titans										
Date	Opp	W/L	P/S	Att	Yds	Avg	Lg	TD	No	Yds	Avg	Lg	TD	Date	Opp	W/L	P/S	Att	Yds	Avg	Lg	TD	No	Yds	Avg	Lg	TD	
Sept 11	NYG	L	IA											Sept 10	@ NO	L	p	0	0	-	0	0	0	0	0	-	0	0
Sept 19	@ Buf	L	IA											Sept 17	LAC	W	p	0	0	-	0	0	0	0	0	-	0	0
Sept 25	LV	W	IA											Sept 24	@ Cle	L	p	0	0	-	0	0	0	0	0	-	0	0
Oct 2	@ Ind	W	PS											Oct 1	Cin												Placed on injured reserve on Sept. 26	
Oct 9	@ Was	W	PS											Oct 8	@ Ind													
Oct 23	Ind	W	PS											Oct 15	Bal													
Oct 30	@ Hou	W	PS											Oct 29	Atl													
Nov 6	@ KC	L	PS											Nov 2	@ Pit													
Nov 13	Den	W	PS											Nov 12	@ TB													
Nov 17	@ GB	W	PS											Nov 19	@ Jax													
Nov 27	Cin	L	PS											Nov 26	Car													
Dec 4	@ Phi	L	p	5	13	2.6	5	0	0	0	-	0	0	Dec 3	Ind													
Dec 11	Jax	L	p	0	0	-	0	0	2	8	4.0	4	0	Dec 11	@ Mia													
Dec 18	@ LAC	L	p	0	0	-	0	0	0	0	-	0	0	Dec 17	Hou													
Dec 24	Hou	L	p	0	0	-	0	0	0	0	-	0	0	Dec 24	Sea													
Dec 29	Dal	L	p	4	-1	-0.3	1	0	1	33	33.0	33	0	Dec 31	@ Hou													
Jan 7	@ Jax	L	p	0	0	-	0	0	0	0	-	0	0	Jan 6/7	Jax													
Totals				7-10	6/0				9	12	1.3	5	0	3	41	13.7	33	0	1-2	3/0								

JULIUS CHESTNUT'S NFL STATISTICS

REGULAR SEASON		RUSHING							RECEIVING				
Year	Team	GP	GS	No	Yds	Avg	Lg	TD	Att	Yds	Avg	Lg	TD
2022	Tennessee	6	0	9	12	1.3	5	0	3	41	13.7	33	0
2023	Tennessee	3	0	0	0	-	0	0	0	0	-	0	0
NFL Totals		9	0	9	12	1.3	5	0	3	41	13.7	33	0

REGULAR SEASON		PUNT RETURNS					KICKOFF RETURNS					
Year	Team	No	FC	Yds	Avg	Lg	TD	No	Yds	Avg	Lg	TD
2022	Tennessee	0	0	0	-	0	0	10	215	21.5	33	0
NFL Totals		0	0	0	-	0	0	10	215	21.5	33	0

Single-Game Highs

- Rushes - 5 at Philadelphia (12/4/22)
- Rushing Yards - 13 at Philadelphia (12/4/22)
- Long Rush - 5 at Philadelphia (12/4/22)
- Receptions - 2 vs. Jacksonville (12/11/22)
- Receiving Yards - 33 vs. Dallas (12/29/22)
- Long Reception - 33 vs. Dallas (12/29/22)

- Kickoff Returns - 4 vs. Houston (12/24/22)
- Kickoff Return Yards - 85 vs. Houston (12/24/22)
- Long Kickoff Return - 33 vs. Jacksonville (12/11/22)

Additional Statistics

- Special Teams Tackles - 2 (2023)



66 GERON CHRISTIAN SR.

TACKLE • 6'5" • 315 LBS • COLLEGE: LOUISVILLE

ACQUIRED: FREE AGENT - 2024

NFL EXPERIENCE (NFL/TITANS): 7/1 • HOMETOWN: OCALA, FLA.

GAMES PLAYED/GAMES STARTED: 58/25 (PLAYOFFS: 1/1)



PRO: The Titans signed Geron Christian Sr. late in the 2024 offseason to provide depth and experience to the offensive tackle position. The 6-foot-5-inch, 315-pounder originally entered the NFL as a third-round draft pick in 2018. Prior to his arrival in Tennessee, the Louisville product saw action in 58 regular season games with 25 starts in six NFL seasons with Washington, Houston Texans, Kansas City Chiefs and Cleveland Browns. Christian Sr. also spent time with the Miami Dolphins. The majority of his NFL action has been at left tackle but he has the ability to play the right side as well.

CAREER HIGHLIGHTS:

- Christian Sr. helped the Cleveland Browns secure a playoff appearance in 2023 by starting the final nine games at left tackle and protecting the blindside of Joe Flacco en route to 6-3 finish to the season.

TITANS TIDBITS:

- Christian Sr. has been coached by Titans offensive line coach Bill Callahan at two other spots during his six seasons in the NFL. He was drafted by Washington in 2018 when Callahan was with the club and the two spent time together in Cleveland in 2023.

CAREER TRANSACTIONS:

- The Ocala, Fla., native was originally selected by Washington in the third round (74th overall) of the 2018 NFL Draft.
- Waived by Washington on May 20, 2021.
- Claimed off waivers by the Houston Texans on May 21, 2021.
- Signed by the Kansas City Chiefs as an unrestricted free agent on March 24, 2022.
- Released by the Chiefs on Jan. 4, 2023.
- Claimed off waivers by the Miami Dolphins on Jan. 5, 2023.
- Signed by the Dolphins as an unrestricted free agent on March 16, 2023.
- Released by the Dolphins on Aug. 28, 2023.
- Signed by the Texans to the team's practice squad on Sept. 27, 2023.
- Activated from the Texans' practice squad to the active roster standard elevation on Sept. 30, 2023.
- Released by the Texans from their practice squad on Oct. 10, 2023.
- Signed by the Cleveland Browns to their practice squad on Oct. 31, 2023.
- Signed by the Browns to their active roster from the practice squad on Nov. 7, 2023.
- Signed by the Titans as an unrestricted free agent on June 12, 2024.

SEASON RECAPS:

2023 (1/0 - Houston; 9/9, 1/1 - Cleveland): Signed to the Texans' practice squad on Sept. 27. Elevated to the active roster and saw action in one game with the Texans. Spent another contest on the Texans' practice squad before being released on Oct. 10. Signed by the Browns to their practice squad on Oct. 31 and spent one game in that capacity before being elevated to the Browns' active roster on Nov. 7. Started the final nine regular season contests and the wild card playoff matchup at left tackle for the Browns.

2022 (10/0 - Kansas City; 0/0, 0/0 - Miami): Saw action as a reserve in 10 games with the Chiefs. Was inactive for six other contests with the Chiefs. Released by the Chiefs on Jan. 4 and claimed off waivers by the Dolphins on Jan. 5. Dressed but did not play in the regular season finale

and the wild card matchup with the Dolphins.

2021 (14/8 - Houston): Played in 14 games with eight starts at left tackle in his first season with the Texans. Dressed but did not play three contests.

- Against L.A. Rams (10/31), started at left tackle and helped protect Davis Mills, who passed for 310 yards against the eventual Super Bowl champion Rams.
- Against L.A. Chargers (12/26), started at left tackle and opened holes for Rex Burkhead to rush for 149 yards in a victory.

2020 (6/6 - Washington): Started six games at left tackle in his third season. Was inactive for three contests. Placed on injured reserve on Nov. 19 and missed the last seven games of the season.

- Against Baltimore (10/4), started at left tackle and helped protect Dwayne Haskins, who threw for 314 yards and posted a 90.4 passer rating.

2019 (16/2 - Washington): Played in all 16 games with two starts – one at left tackle and one as an extra tight end.

- Against New England (10/6), made his first career start as an extra tight end.
- Against Detroit (11/24), started at left tackle for the first time in his NFL career.

2018 (2/0 - Washington): Saw action as a reserve in two games as a rookie. Was inactive for seven contests. Placed on injured reserve on Nov. 12 and missed the final seven games of the season.

- Against Atlanta (11/4), made his NFL debut as a reserve.

COLLEGE:

- Played at Louisville from 2015-17, starting all 39 games in which he appeared in his three seasons with the Cardinals. Following his junior campaign, Christian declared for the 2018 NFL Draft.
- As a junior (2017), started all 13 games and was an integral part in Louisville finishing third in the nation in total offense (544.9 yards per game) and 11th in the nation in scoring offense (38.1 points per game), ranking atop the ACC in both categories.
- As a sophomore (2016), was a third-team All-ACC selection after starting all 13 games and helping quarterback Lamar Jackson become Louisville's first Heisman Trophy winner and the youngest in the award's history.
- As a true freshman (2015), was an honorable mention All-ACC honoree after he was the lone offensive lineman to start all 13 games for the Cardinals.
- Majored in business at Louisville.

PERSONAL:

- Attended Trinity Catholic (Ocala, Fla.) High School, where he was a 3A all-state selection as a senior.
- Spent his first two years at Forest High School and his junior campaign at West Port High School, both in Ocala.
- Was a first-team Star-Banner all-county selection as a sophomore at Forest and was a second-team selection as a junior at West Port.
- Played tight end as a freshman at Forest and offensive line as junior at West Port.



- Also played basketball at Trinity Catholic, averaging 14 points per game and 13 rebounds per game.
- Son of Mary Ann Brown and Gerald Christian, Sr.
- His brother, Gerald Jr., played tight end at Louisville from 2013-14 and was the Mr. Irrelevant of the 2015 NFL Draft after being selected No. 256 overall by the Arizona Cardinals.
- His first name is pronounced JARE-en.
- Follow Christian on X at @geron_christian.
- Follow Christian on Instagram at @g_.c.
- Born Geron Christian on Sept. 10, 1996 in Ocala, Fla.

GERON CHRISTIAN SR.'S NFL STATISTICS

REGULAR SEASON

Year	Team	GP	GS
2018	Washington	2	0
2019	Washington	16	2
2020	Washington	6	6
2021	Houston	14	8
2022	KC/MIA	10	0
2023	HOU/CLE	10	9
NFL Totals		58	25

PLAYOFFS

Year	Team	GP	GS
2022	Miami	0	0
2023	Cleveland	1	1
NFL Totals		1	1

Starts Breakdown:

2019 - TE 1, LT 1; 2020 - LT 6; 2021 - LT 8; 2023 - LT 9
(Playoffs - LT 1)

Additional Career Statistics

Fumble Recoveries - 1 (2020)

Misc. Tackles - 1 (2020), 1 (2021), 1 (2023)

91 KEONDRE COBURN

DEFENSIVE LINEMAN • 6'2" • 332 LBS

COLLEGE: TEXAS • ACQUIRED: FREE AGENT - 2023

NFL EXPERIENCE (NFL/TITANS): 2/2 • HOMETOWN: HOUSTON, TEXAS

GAMES PLAYED/GAMES STARTED: 5/0 (PLAYOFFS: 0/0)



PRO: The Titans signed Keondre Coburn late in the 2023 campaign to add depth and experience to the defensive front. With five games of NFL experience entering 2024, he has tallied eight total tackles, three quarterback pressures and one tackle for loss. The 6-foot-2-inch, 332-pounder was originally drafted by the Kansas City Chiefs in 2023 and appeared in one game with the club. The University of Texas product has also spent time with the Denver Broncos.

CAREER HIGHLIGHTS:

- Played in the final four games of the 2023 season with the Titans and recorded a single-game high of four tackles at Houston (12/31/23).
- At Texas, was named second-team All-Big 12 by the league's coaches and the Associated Press in 2022.

TITANS TIDBITS:

- Coburn's daughter was born just days before he was drafted by the Kansas City Chiefs in 2023.
- Coburn's hidden talents include singing, dancing and playing board and video games.
- Coburn's go-to karaoke song is "Candy Rain" by Soul For Real and his favorite games are Uno, Monopoly and Connect 4.

CAREER TRANSACTIONS:

- The Houston, Texas, native was originally selected by the Kansas City Chiefs in the sixth round (194th overall) of the 2023 NFL Draft.
- Waived by the Chiefs on Oct. 19, 2023.
- Claimed off waivers by the Denver Broncos on Oct. 20, 2023.
- Waived by the Broncos on Nov. 14, 2023.
- Signed by the Chiefs to their practice squad on Nov. 16, 2023.
- Signed by the Titans to their active roster from the Chiefs' practice squad on Dec. 13, 2023.

SEASON RECAPS:

2023 (1/0 - Kansas City; 0/0 - Denver; 4/0 - Tennessee): Played as a reserve in four games with the Titans and registered seven tackles with three quarterback pressures. Saw action as a reserve in one contest with the Chiefs and collected a tackle for loss. Was inactive for five games with the Chiefs and spent four contests on the Chiefs' practice squad. Was inactive for three games with the Broncos. Made his NFL debut against Detroit (9/7/23).

- Against Houston (12/17), made his Titans debut as a reserve at defensive tackle and tallied a tackle to go along with a quarterback pressure.
- Against Seattle (12/24), saw action as a reserve on the defensive front and produced a tackle with a quarterback pressure.
- At Houston (12/31), played as a reserve at defensive tackle and recorded a career-high four tackles with a quarterback pressure. Teamed with Azeez Al-Shaair to stop Dameon Pierce for no gain on a rush off right tackle in the second quarter. Combined with Harold Landry III to stuff Pierce for a one-yard loss on a rush up the middle in the fourth quarter.
- Against Jacksonville (1/7), saw action as a reserve on the defensive front and collected a tackle.

COLLEGE:

- Was a five-year defensive lineman who played in 51 career games with 45 starts at Texas and was named second-team All-Big 12 by the

league's coaches and the Associated Press in 2022.

- As a senior (2022), played in 13 games with 12 starts and totaled 28 tackles, three tackles for loss, 1.5 sacks, a forced fumble and two quarterback hurries. Selected second-team All-Big 12 by both the Big 12 Conference head coaches and the Associated Press. Was tabbed honorable mention Big 12 Defensive Lineman of the Year by the league's coaches.
- As a junior (2021), saw action in all 12 games with 11 starts and registered 15 tackles, two tackles for loss, a sack, a quarterback hurry and collected his first career blocked kick. Earned All-Big 12 honorable mention.
- As a sophomore (2020), started all 10 games and logged 25 tackles, 4.5 tackles for loss, a sack, two pass breakups and a quarterback hurry. Earned All-Big 12 honorable mention.
- As a redshirt freshman (2019), played in all 13 games with 12 starts and made 26 tackles, including 18 solo stops, 4.5 tackles for loss, two sacks and a forced fumble.
- As a freshman (2018), played in three games to maintain a redshirt and collected two tackles.
- Majored in sport management at Texas.

PERSONAL:

- Attended Westfield (Texas) High School where he was an All-American and three-time all-district honoree.
- Played in the 2018 Under Armour All-America Game and earned Defensive Player of the Year honors from the Touchdown Club of Houston in 2017.
- Named District 16-6A Defensive MVP and first-team all-district. Named first-team "Tops in Texas," and chosen to the 2017 Super Team by Dave Campbell's Texas Football.
- Named first-team All-State by the TWSA and honorable mention All-State by the Associated Press in 2017 after recording 56 tackles, including 20 tackles for loss, 7.5 sacks, two forced fumbles, four pressures and two passes batted down as a senior.
- Tabbed honorable mention 6A All-State by the Texas Sports Writers Association, first-team All-District 16-6A, first-team All-Greater Houston by the Houston Chronicle in 2016. Helped Westfield to a 10-4 overall record, including a 7-0 district mark, a district title, and an appearance in 6A Division II state quarterfinals in 2016.
- Unanimously chosen Defensive Newcomer of the Year in District 16-5A in 2015. Collected 26 tackles, two tackles for loss, a sack and five pressures as a sophomore. Helped Westfield to a 10-2 overall record, including a 6-1 district mark, a share of the district title, and an appearance in the 6A Division II area playoffs.
- Transferred to Westfield after playing his freshman season at Oak Ridge.
- Son of Andre Coburn and Jemimah Allen.
- Siblings are Tre, Andre, Jordan, Klee, Sequoia, Arin and Sanaiya.
- Follow Coburn on Instagram at @thekeondre99.
- Born Keondre Coburn on May 23, 2000 in Los Angeles, Calif.



KEONDRE COBURN'S GAME-BY-GAME

2023 Kansas City Chiefs

Date	Opp	W/L	P/S	Tot	Solo	Asst	Sk	- Yds	QBP	TFL	Int	- Yds	-TD	PD	FF	FR	- Yds	SpT	
Sep 7	Det	L	p	1	1	0	0.0	0.0	0	1	0	0	0	0	0	0	0	0	0

Totals		0-1	1/0	1	1	0	0.0	0.0	0	1	0	0	0	0	0	0	0	0	0
---------------	--	------------	------------	----------	----------	----------	------------	------------	----------	----------	----------	----------	----------	----------	----------	----------	----------	----------	----------

2023 Tennessee Titans

Date	Opp	W/L	P/S	Tot	Solo	Asst	Sk	- Yds	QBP	TFL	Int	- Yds	-TD	PD	FF	FR	- Yds	SpT	
Dec 17	Hou	L	p	1	0	1	0.0	0.0	1	0	0	0	0	0	0	0	0	0	0
Dec 24	Sea	L	p	1	0	1	0.0	0.0	1	0	0	0	0	0	0	0	0	0	0
Dec 31	@ Hou	L	p	4	2	2	0.0	0.0	1	0	0	0	0	0	0	0	0	0	0
Jan 7	Jax	W	p	1	0	1	0.0	0.0	0	0	0	0	0	0	0	0	0	0	0

Totals				7	2	5	0.0	0.0	3	0	0	0	0	0	0	0	0	0	0
---------------	--	--	--	----------	----------	----------	------------	------------	----------	----------	----------	----------	----------	----------	----------	----------	----------	----------	----------

KEONDRE COBURN'S NFL STATISTICS

REGULAR SEASON		TACKLES										INTERCEPTIONS					FUMBLES			
Year	Team	GP	GS	Tot	Solo	Asst	Sk	Yds	QBP	TFL	No	Yds	Lg	TD	PD	FF	FR	Yds	SpT	
2023	KC/TEN	5	0	8	3	5	0.0	0.0	3	1	0	0	0	0	0	0	0	0	0	
NFL Totals		5	0	8	3	5	0.0	0.0	3	1	0	0	0	0	0	0	0	0	0	

Single-Game Highs

Tackles - 4 at Houston (12/31/23)

Tackles For Loss - 1 vs. Detroit (9/7/23)



46 MORGAN COX

LONG SNAPPER • 6'4" • 233 LBS

COLLEGE: TENNESSEE • ACQUIRED: UNRESTRICTED FREE AGENT (BAL) - 2021

NFL EXPERIENCE (NFL/TITANS): 15/4 • HOMETOWN: COLLIERVILLE, TENN.

GAMES PLAYED/GAMES STARTED: 216/0 (PLAYOFFS: 11/0)



SUPER BOWL: 2012



PRO BOWL: 2015, 2016, 2019, 2020, 2022



CAPTAIN: 2023

PRO: The Titans signed unrestricted free agent Morgan Cox during the 2021 offseason to add a veteran presence and experience to the long snapping position. In his first 14 NFL seasons, the 6-foot-4-inch, 233-pounder appeared in 216 regular season games, including all 17 games with the Titans in 2021, 2022 and 2023. The University of Tennessee product is widely considered one of the best at his position in the NFL and has been selected to five Pro Bowls, four as a member of the Baltimore Ravens and one in 2022 with the Titans. The Collierville, Tenn., native was originally signed as a rookie free agent by the Ravens following the 2010 NFL Draft.

CAREER HIGHLIGHTS:

- Cox, a five-time Pro Bowler, spent his first 11 NFL seasons (2010-20) with the Baltimore Ravens and appeared in 165 games and 10 postseason contests with the club.
- In 2011, Cox earned the Ravens' Ed Block Courage Award after returning from a significant injury suffered in 2010.

TITANS TIDBITS:

- March 7, 2013 was proclaimed "Morgan Cox Day" in his hometown of Collierville, Tenn.
- Cox played an integral part in the Baltimore Ravens' social justice initiatives. In 2018, he participated in the announcement of the HVAC donation from the Players' Social Justice Fund at Lakewood Elementary in Baltimore. In 2017, Cox took part in a police ride along with law enforcement officials in West Baltimore to meet with local youth and discuss topics surrounding social justice.
- Cox was an integral figure in the AFC Pro Bowl team's Kick-Tac-Toe victory at the 2023 Pro Bowl. He nailed all three targets from distance to win the competition for his team.
- Cox's wife, Lauren, is an actress and has appeared in Baltimore filmed TV shows "House of Cards" and "Veep" and on the drama "To-Do."
- Cox served as his high school's newspaper sports editor his final two years at Evangelical Christian High School in Memphis.

CAREER TRANSACTIONS:

- The Collierville, Tenn., native was originally signed by the Baltimore Ravens as a rookie free agent on May 6, 2010.
- Signed by the Titans as an unrestricted free agent on March 19, 2021.

SEASON RECAPS:

- 2023 (17/0 - Tennessee):** Appeared in all 17 games for the third consecutive season with the Titans and posted a special teams stop. Helped Nick Folk set a career-high with 96.7 percent accuracy on field goals which led the NFL in 2023. Assisted Ryan Stonehouse in averaging a league-high 53.1 yards per punt in 2023. Selected as a captain by his teammates. Played in his 200th career regular season game at New Orleans (9/10/23).
- At New Orleans (9/10), served as the team's long snapper in his 200th career regular season contest.
 - Against L.A. Chargers (9/17), executed all of his snaps, including for Nick Folk's 41-yard game-winning field goal in overtime.
 - At Pittsburgh (11/2), executed all of his snaps, including for Nick Folk's

- record-breaking 36-yard field goal in the first quarter which set a new NFL mark for the most consecutive field goals made under 40 yards (71).
- Against Carolina (11/26), executed all of his snaps, including for Nick Folk's 53-yard field goal just before halftime.
 - Against Houston (12/17), saw action as a reserve at long snapper and tallied a special teams stop on coverage units.

- 2022 (17/0 - Tennessee):** Named to his fifth career Pro Bowl after playing in all 17 games as the long snapper. Collected a special teams stop.
- Against Indianapolis (10/23), executed all of his snaps, including on all four of Randy Bullock's field goals.
 - At Houston (10/30), served as the team's long snapper appearing in his 200th combined regular season (189) and postseason (11) game.
 - Against Houston (12/24), saw action as a reserve at long snapper and registered a special teams tackle on coverage units.

- 2021 (17/0, 1/0 - Tennessee):** Saw action in all 17 games at long snapper in his first season with the Titans. Registered a special teams tackle. Played as a reserve in the postseason contest.
- Against Arizona (9/12), made his Titans debut handling snapping duties.
 - At Seattle (9/19), served as the team's long snapper and produced the snap for Randy Bullock's game-winning 36-yard field goal in overtime.
 - At Indianapolis (10/31), saw action as the team's long snapper and executed the snap for Randy Bullock's game-winning 44-yard field goal in overtime.
 - Against New Orleans (11/14), saw action as a reserve at long snapper in his 175th career regular season contest.
 - At New England (11/28), saw action at long snapper and collected a special teams tackle on coverage units.
 - Against San Francisco (12/23), saw action as the team's long snapper and executed the snap for Randy Bullock's game-winning 44-yard field goal.
 - Against Miami (1/2), served as the team's long snapper and executed the snaps for Randy Bullock's two field goals and four extra point makes.
 - Against Cincinnati (1/22), played as a reserve at long snapper in his 11th career postseason contest.

- 2020 (15/0, 2/0 - Baltimore):** Earned his fourth career Pro Bowl selection, helped Justin Tucker record his fifth consecutive season with at least 130 points, tying the NFL record of consecutive seasons with 130-plus points. Tucker connected on 26 of 29 field goals (89.7 percent) and was 52 of 53 on extra points (98.1 percent). Also snapped on all 51 of Sam Koch's 51 punts, who produced a 44.5 gross average and 42.5 net average. Koch was the NFL's only punter to place at least 20 punts (22) inside in the 20-yard line and have no more than one touchback.
- At Cleveland (12/14), snapped to holder Sam Koch on Justin Tucker's 55-yard game-winning field goal with two seconds remaining to give Baltimore a 45-42 lead in the victory.
 - At Tennessee (1/10), snapped for Justin Tucker who drilled two of three field goals, including a 51-yarder to give Baltimore a 20-13 lead in the fourth quarter.



2019 (16/0, 1/0 - Baltimore): Selected to his third career Pro Bowl. Saw action in all 16 games and helped Justin Tucker record his fourth consecutive season scoring 141 points, connecting on 28 of 29 field goal attempts and 57 of 59 extra points. The Ravens produced the NFL's No. 1 scoring offense (33.2 ppg) and set a franchise record for points (531).

- Against Arizona (9/15), snapped for Justin Tucker to connect on all three field goal attempts, hitting from 33, 28 and 51 yards in the 23-17 win.
- At Pittsburgh (10/6), snapped for Justin Tucker, who kicked a 46-yard field goal in overtime to seal the Ravens' victory in the 26-23 win.
- Against Cincinnati (10/13), snapped for Justin Tucker, who booted a 40-yard field goal to become the fastest kicker in NFL history (118 games) to score 1,000 career points in the 23-17 victory.
- Against San Francisco (12/1), snapped for Justin Tucker, who nailed a 49-yard boot that marked his second game-winning field goal of the season.

2018 (16/0, 1/0 - Baltimore): Played in all 16 games and snapped on 65 punts, 36 extra points and 39 field goal attempts, helping the Ravens once again produce one of the NFL's top kicking units with Sam Koch and Justin Tucker. Also posted a special teams tackle.

- Against Buffalo (9/9), snapped on two made field goals from Justin Tucker and helped Sam Koch register five punts for 257 yards (51.4 gross avg.), including three punts inside the 20, in the 47-3 season-opening win.
- Against Denver (9/23), snapped on each of Justin Tucker's two 52-yard field goals in the 27-14 win, which gave Tucker six-career games with multiple 50-plus-yard field goals, the most in NFL history.
- At L.A. Chargers (12/22), snapped on three made field goals, including a season-long-tying 56-yarder from Justin Tucker. Recorded a special teams tackle in the victory.

2017 (16/0 - Baltimore): Appeared in all 16 games. Snapped on punts and kicks, helping Sam Koch place a franchise-record and NFL-best 40 punts inside the 20-yard line and Justin Tucker make 34 of 37 field goals (91.9 percent), tying his franchise record of 141 points.

- At Cincinnati (9/10), snapped on two made field goals from Justin Tucker and helped Sam Koch register six punts for 250 yards (41.3 gross avg.), including two punts inside the 20-yard line, in the 20-0 season-opening victory.
- Against Chicago (10/15), handled snapping duties, helping Justin Tucker connect on three field goals and Sam Koch boot seven punts for 386 yards (55.0 avg.).
- At Minnesota (10/22), snapped on three made field goals, including a season-long 57-yarder from Justin Tucker. Added a special teams tackle on coverage.
- At Green Bay (11/19), served as the long snapper and helped Sam Koch place five of seven punts inside the 20, in a shutout victory.
- At Cleveland (12/17), handled snapping duties, helping Sam Koch place four punts inside the 20-yard line, including three punts inside the five-yard line.

2016 (16/0 - Baltimore): Earned his second straight Pro Bowl nod after handling all snapping duties and helping Justin Tucker score a franchise record 141 points by connecting on 37 of 38 field goal attempts (lone miss was a block), including 10 of 10 from 50-plus yards. Helped Tucker earn a second Pro Bowl invitation and become a unanimous first-team All-Pro selection.

- Against Cincinnati (11/27), snapped on four made field goals from Justin Tucker, who became the first kicker in NFL history to make three field goals of 50-plus yards in the first half of a game.
- Against Philadelphia (12/18), appeared in his 100th career game.

2015 (16/0 - Baltimore): Named to his first career Pro Bowl after snapping on 74 punts, 29 extra points and 40 field goal attempts. Helped Sam Koch earn first career Pro Bowl invite with 46.7 gross and 42.9 net averages.

- At Miami (12/6), snapped on two field goals and an extra point from Justin Tucker, who became the fastest kicker in NFL history to reach the 500-point milestone (60 games).

2014 (7/0 - Baltimore): Saw action in the first seven games of the season, snapping on 21 punts, extra points and 18 field goal attempts, before being placed on injured reserve on Oct. 20.

- Against Atlanta (10/19), snapped on punts, field goal attempts and extra points before leaving the game with a knee injury in the 29-7 victory.

2013 (16/0 - Baltimore): Played in all 16 games for the third consecutive season and snapped on 91 punts, 41 field goal attempts and 26 extra points. Tied a career high with two special teams stops.

- At Detroit (12/16), snapped on a franchise-record six made field goals, including a franchise record 61-yard game-winner by Justin Tucker, in the 18-16 victory.

2012 (16/0, 4/0 - Baltimore): Saw action in all 16 games at long snapper and tied a career-high with two special teams tackles while snapping on 83 punts, 42 extra points and 33 field goal attempts. Played in all four postseason games, snapping on 16 extra points, 22 punts and four field goal attempts in the Ravens' Super Bowl XLVII title run.

- Against Oakland (11/11), snapped on a franchise-record extra points, punts and field goal attempts, and was a part of the successful fake field goal attempt that Sam Koch ran in for a touchdown in the 55-20 win.

2011 (16/0, 2/0 - Baltimore): Saw action in all 16 games for the first time in his career and snapped on 73 punts, 40 extra point attempts and 39 field goal attempts. Appeared as a reserve in both postseason contests.

- Against Pittsburgh (9/11), snapped on punts, field goal attempts and extra points, including a fake punt Sam Koch ran in for a two-point conversion.

2010 (15/0 - Baltimore): Saw action in 15 games and posted two special teams tackles before being placed on injured reserve on Dec. 29 missing the final regular season game.

- At N.Y. Jets (9/13), snapped on six punts and a field goal attempt in his NFL debut.
- At Cleveland (12/26), snapped on three punts, both extra point attempts and two field goal attempts after significantly injuring his knee in the second quarter.

COLLEGE:

- Played 39 games in three seasons as the primary long snapper at Tennessee.
- As a senior (2009), handled deep snapper duties on punts, extra points and field goals, the third consecutive year in which he served that role. Often led the charge down field on punts and finished the season with three tackles.
- As a junior (2008), saw action in 12 games. Served as Tennessee's deep snapper for all punts and placements for the second year in a row. Contributed four tackles on special teams, tying for seventh in that category.
- As a sophomore (2007), saw action as the deep snapper in all 14 games and helped placekicker Daniel Lincoln to All-America status and consensus Freshman All-SEC honors.
- In 2006, was a squad member.
- As a true freshman (2005), redshirted.
- Graduated with a degree in accounting from Tennessee.

PERSONAL:

- Attended Evangelical Christian (Memphis, Tenn.) High School, helping guide the Eagles to a state championship appearance as a senior and the semifinal game as a junior.
- As a senior, played center and long snapper earning All-State honorable mention and the Memphis Commercial Appeal Best of Preps Award.
- Began his role as the deep snapper during his junior season of high school.
- Played on the defensive and offensive lines as freshman and sophomore.
- Follow Cox on X and Instagram at @morgancox46.
- Born Morgan Cox on April 26, 1986 in Collierville, Tenn.

MORGAN COX'S NFL STATISTICS

REGULAR SEASON

Year	Team	GP	GS	SpT
				Tackles
2010	Baltimore	15	0	1
2011	Baltimore	16	0	0
2012	Baltimore	16	0	2
2013	Baltimore	16	0	2
2014	Baltimore	7	0	0
2015	Baltimore	16	0	0
2016	Baltimore	16	0	2
2017	Baltimore	16	0	1
2018	Baltimore	16	0	1
2019	Baltimore	16	0	0
2020	Baltimore	15	0	2
2021	Tennessee	17	0	1
2022	Tennessee	17	0	1
2023	Tennessee	17	0	1
NFL Totals		216	0	14

PLAYOFFS

Year	Team	GP	GS	SpT
				Tackles
2011	Baltimore	2	0	0
2012	Baltimore	4	0	0
2018	Baltimore	1	0	0
2019	Baltimore	1	0	0
2020	Baltimore	2	0	0
2021	Tennessee	1	0	0
NFL Totals		11	0	0

Additional Statistics

Fumble Recovery - 1 (2013)

79 LLOYD CUSHENBERRY III

CENTER • 6'4" • 315 LBS • COLLEGE: LOUISIANA STATE
ACQUIRED: UNRESTRICTED FREE AGENT (DEN) - 2024
NFL EXPERIENCE (NFL/TITANS): 5/1 • HOMETOWN: CARVILLE, LA.
GAMES PLAYED/GAMES STARTED: 57/57 (PLAYOFFS: 0/0)



PRO: The Titans signed Lloyd Cushenberry III during the 2024 offseason to solidify the center position along the offensive front. The 6-foot-4-inch, 315-pounder was selected by the Denver Broncos in the third round of the 2020 NFL Draft and started 57 games at center for the club during his first four NFL campaigns. The Louisiana State product was the Titans' starting center in 2019 and was a key component in the team's 15-0 record and the College Football Playoff Championship title. He helped LSU shatter numerous school offensive records and lead the NCAA in total offense (568.5) and offensive touchdowns (93), while ranking second in passing yards per game (401.6).

CAREER HIGHLIGHTS:

- As a rookie in 2020, Cushenberry became the first Broncos center and just the third center in the last five seasons to start all 16 of his team's games during his rookie season. He was also one of two rookies in the NFL to play 100 percent of their team's offensive snaps.

TITANS TIDBITS:

- At Louisiana State, Cushenberry was the first offensive lineman to be awarded the No. 18 jersey (wore a patch on his uniform during the game), which is given to the player that best represents what it means to be an LSU football player – on and off the field.

CAREER TRANSACTIONS:

- The Carville, La., native was selected by the Denver Broncos in the third round (83rd overall) of the 2020 NFL Draft.
- Signed by the Titans as an unrestricted free agent on March 14, 2024.

SEASON RECAPS:

2023 (17/17 - Denver): Started all 17 games at center for the Broncos and helped open holes for Denver ball carriers to amass 1,810 yards and eight touchdowns on the ground.

2022 (8/8 - Denver): Started eight games at center, totaling 502 offensive snaps. Placed on injured reserve on Nov. 8 and missed the final nine games of the season.

2021 (16/16 - Denver): Started all 16 games at center, logging the most snaps (1,039) among the team's offensive players.

2020 (16/16 - Denver): Started all 16 games at center for the Broncos and was one of two rookies in the NFL (tackle Tristan Wirfs) to play 100 percent (1,100) of their team's offensive snaps. Became the first Broncos center and just the third center in the last five seasons (Garrett Bradbury, Ryan Kelly) to start all 16 of his team's games during his rookie season.

- Against Tennessee (9/14), made his NFL debut and became just the second rookie center and 12th rookie offensive lineman in franchise history to start in Week 1.

COLLEGE:

- Played in 39 games at Louisiana State, starting the final 28 contests at center from 2018-19 and compiling a 25-3 record during that span. Developed into one of the best centers in LSU history, earning second team All-America honors in 2019.
- As a junior (2019), started all 15 games at center, helping the Tigers to a 15-0 mark and the CFP National Championship. Led team in total

snaps with 1,037 and was the leader of a Tigers' line that was named the Joe Moore Award winner as the top offensive line in the nation. Helped pave the way for 1,000-yard rusher Clyde Edwards-Helaire and Heisman Trophy Award winner Joe Burrow.

- As a sophomore (2018), started all 13 games at center for the Tigers and finished second on the team with 973 total offensive snaps. Played every snap in 11 of LSU's 13 games and missed only eight total snaps in SEC contests.
- As a redshirt freshman (2017), played in 11 games primarily on special teams, but saw action in six games on the offensive line
- As a freshman (2016), redshirted and was selected to the First-Year SEC Academic Honor Roll.
- Graduated in December of 2019 with a degree in sport administration from Louisiana State.

PERSONAL:

- Attended Dutchtown (La.) High School, where he was named to the All-Louisiana second-team offense.
- As a senior, earned first-team District 5-5A honors while helping Dutchtown to an 8-4 overall mark and a berth in the second round of the Louisiana 5A playoffs.
- As a junior, selected second-team District 5-5A honors.
- Son of Debbie and Lloyd Cushenberry Jr.
- Follow Cushenberry on X at @LCush79 and on Instagram at @lcush_79.
- Born Lloyd Cushenberry III on Nov. 22, 1997 in Baton Rouge, La.

LLOYD CUSHENBERRY III'S NFL STATISTICS

REGULAR SEASON

Year	Team	GP	GS
2020	Denver	16	16
2021	Denver	16	16
2022	Denver	8	8
2023	Denver	17	17
NFL Totals		57	57

Starts Breakdown:

2020 - C 16; 2021 - C 16; 2022 - C 8; 2023 - C 17

Additional Career Statistics

Fumble Recoveries - 1 (2020)



90 MARLON DAVIDSON

DEFENSIVE TACKLE • 6'3" • 303 LBS

COLLEGE: AUBURN • ACQUIRED: FREE AGENT - 2023

NFL EXPERIENCE (NFL/TITANS): 4/2 • HOMETOWN: GREENVILLE, ALA.

GAMES PLAYED/GAMES STARTED: 24/4 (PLAYOFFS: 0/0)



PRO: The Titans signed Marlon Davidson to the team's practice squad in October of the 2023 season and eventually to the active roster where he appeared in five games with three starts. The 6-foot-3-inch, 303-pounder spent the 2023 preseason with the San Francisco 49ers. The Greenville, Ala., native originally entered the NFL as a second round pick (47th overall) by the Atlanta Falcons. Over two seasons with the Falcons, he appeared in 19 games with one start and recorded 31 tackles, a sack and an interception returned for a touchdown.

CAREER HIGHLIGHTS:

- On Dec. 5, 2021, Davidson recorded his first interception when he picked off Tampa Bay's Tom Brady at the Buccaneers' three-yard line and returned it for a touchdown. It was the first time a defensive lineman recorded an interception for a touchdown for the Falcons since 2013.

TITANS TIDBITS:

- Davidson comes from a family of Auburn defensive linemen as his older brother, Ken Carter, played defensive line for the Tigers from 2010-13 and was a member of the 2010 National Championship team.
- Davidson finds inspiration in his late mother, Cynthia Carter, through his play on the field. "I got picked 47th in the draft and wore No. 47 in high school because that was my mama's age when she passed. That's crazy, man. That's powerful," Davidson said upon being drafted in 2020. "Everything I do is for my lady. Everything I do, I do it for her."
- Davidson and his three brothers, Marvin, Terrence and Ken, have a tight bond formed through their childhood growing up in rural Alabama. The brothers grew up with lots of freedom. They ran around with their cousins, riding four wheelers and bikes and playing basketball on the dirt road. From the moment Davidson could walk, he was a part of the scrum wrestling for the football in the grass. To this day, Davidson credits being where he is today in part to his three older brothers' hard love.

CAREER TRANSACTIONS:

- The Greenville, Ala., native was selected by the Atlanta Falcons in the second round (47th overall) of the 2020 NFL Draft.
- Released by the Falcons on Oct. 25, 2022.
- Signed by the San Francisco 49ers as a free agent on May 8, 2023.
- Released by the 49ers on Aug. 29, 2023 and signed to the team's practice squad a day later.
- Released by the 49ers on Oct. 4, 2023.
- Signed by the Titans to the team's practice squad on Oct. 25, 2023.
- Activated from the practice squad to the active roster standard elevation on Dec. 11, 2023.
- Activated from the practice squad to the active roster standard elevation on Dec. 16, 2023.
- Signed by the Titans to the active roster from the practice squad on Dec. 22, 2023.

SEASON RECAPS:

2023 (0/0 - San Francisco; 5/3 - Tennessee): Saw action in five games with three starts in his first season with the Titans and registered 10 tackles, a sack, four quarterback pressures and two stops for loss. Spent six games on the Titans' practice squad. Spent the first four games of the season on the 49ers' practice squad before being released on Oct. 4.

- At Miami (12/11), made his Titans debut as a reserve on the defensive front and notched a tackle.
- Against Houston (12/17), played as a reserve at defensive tackle and

tallied two tackles, including a sack and a quarterback pressure. Came off the edge and dropped Case Keenum for an eight-yard sack in overtime.

- Against Seattle (12/24), registered his first start in a Titans uniform and produced two tackles, including a stop for loss and three quarterback pressures. Sprinted into the backfield and dropped Zach Charbonnet for a three-yard loss on a rush up the middle late in the final stanza.
- At Houston (12/31), started at defensive tackle and recorded two tackles.
- Against Jacksonville (1/7), started at defensive tackle and collected three tackles.

2022 (0/0 - Atlanta): Started the season on injured reserve for the Falcons before being released on Oct. 25, 2022.

2021 (11/1 - Atlanta): Played in 11 games with one start and tallied 21 tackles, a sack, an interception returned for a touchdown, a forced fumble, a fumble recovery and a pass defended. Made his first start at New Orleans (11/7/21).

- At Tampa Bay (9/19), logged two tackles and his first career sack when he dropped Tom Brady for an eight-yard loss.
- Against Carolina (10/31), tallied four tackles to tie his career-high.
- At New Orleans (11/7), made his first career start and recorded two tackles and half a sack.
- At Jacksonville (11/28), tallied his first career fumble recovery to set up a Falcons touchdown.
- Against Tampa Bay (12/5), recorded his first career interception by picking off Tom Brady and returning it for a touchdown.

2020 (8/0 - Atlanta): Saw action in eight games and recorded eight tackles and a pass defended as a rookie. Made his NFL debut against Chicago (9/27).

- Against Chicago (9/27), made his NFL debut as a reserve defensive tackle and recorded four tackles.
- Against Las Vegas (11/29), tied his career-high with four tackles.

COLLEGE:

- Started all 51 games he appeared in over four seasons at Auburn (2016-19) and registered 175 tackles, 29.5 tackles for loss, 17 sacks, nine pass defended, four forced fumbles, four fumble recoveries and three blocked kicks.
- As a senior (2019), started 12 games and finished the season with 48 tackles, 12.5 tackles for loss, 7.5 sacks, two forced fumbles, a fumble recovery and a pass defended. Earned second-team All-American and first-team All-SEC honors.
- As a junior (2018), started all 13 games and registered 46 tackles, 4.5 tackles for loss, 3.5 sacks, three passes defended, three blocked kicks and a fumble recovery.
- As a sophomore (2017), started 13 games and recorded 43 tackles, 6.5 tackles for loss, 3.5 sacks, a forced fumble, a fumble recovery and a pass defended.
- As a freshman (2016), started all 13 games and finished with 38 tackles, six tackles for loss, four passes defended, 2.5 sacks, a forced fumble and a fumble recovery. Named to the SEC All-Freshman team.
- Graduated with a degree in sports management in December 2019.

PERSONAL:

- Attended George Washington Carver (Montgomery, Ala.) High School where he was named 5A lineman of the year after recording 65 tackles,



19 tackles for loss, eight sacks, four forced fumbles, three fumble recoveries, two interceptions and two touchdowns as a senior.

- Also lettered in basketball.
- Son of Marvin Davidson Sr. and the late Cynthia Carter.
- Has three brothers: Terrance, Ken and Marvin III.
- Follow Davidson on X at @marlondavidson7 and Instagram at @_mkd7_
- Born Marlon Davidson on May 11, 1998 in Greenville, Ala.

MARLON DAVIDSON'S TITANS GAME-BY-GAME

2023 Tennessee Titans

Date	Opp	W/L	P/S	Tot	Solo	Asst	Sk	- Yds	QBP	TFL	Int	- Yds	-TD	PD	FF	FR	- Yds	SpT	
Oct 29	Atl	W	PS																
Nov 2	@ Pit	L	PS																
Nov 12	@ TB	L	PS																
Nov 19	@ Jax	L	PS																
Nov 26	Car	W	PS																
Dec 3	Ind	L	PS																

Dec 11	@ Mia	W	p	1	0	1	0.0	0.0	0	0	0	0	0	0	0	0	0	0	0
Dec 17	Hou	L	p	2	2	0	1.0	8.0	1	1	0	0	0	0	0	0	0	0	0
Dec 24	Sea	L	S	2	1	1	0.0	0.0	3	1	0	0	0	0	0	0	0	0	0
Dec 31	@ Hou	L	S	2	2	0	0.0	0.0	0	0	0	0	0	0	0	0	0	0	0
Jan 7	Jax	W	S	3	1	2	0.0	0.0	0	0	0	0	0	0	0	0	0	0	0
Totals				4-7	5/3	10	6	4	1.0	8.0	4	2	0	0	0	0	0	0	0

MARLON DAVIDSON'S NFL STATISTICS

REGULAR SEASON

Year	Team	GP	GS	TACKLES							INTERCEPTIONS					FUMBLES			
				Tot	Solo	Asst	Sk	Yds	QBP	TFL	No	Yds	Lg	TD	PD	FF	FR	Yds	SpT
2020	Atlanta	8	0	8	2	6	0.0	0.0	3	0	0	0	0	1	0	0	0	0	
2021	Atlanta	11	1	21	12	9	1.0	8.0	4	1	1	3	3t	1	1	0	1	0	
2022	Atlanta																		
2023	Tennessee	5	3	10	6	4	1.0	8.0	4	2	0	0	0	0	0	0	0	0	
NFL Totals		24	4	39	20	19	2.0	16.0	11	3	1	3	3t	1	2	0	1	0	

Single-Game Highs

- Tackles - 4 (Three times, last vs. Carolina 10/31/21)
- Sacks - 1 (Twice, last vs. Houston 12/17/23)
- Quarterback Pressures - 3 vs. Seattle (12/24/23)
- Fumble Recovery - 1 at Jacksonville (11/28/21)
- Pass Defensed - 1 (Twice, last vs. Tampa Bay 12/5/21)
- Tackles for Loss - 1 (Three times, last vs. Seattle 12/24/23)
- Interceptions - 1 vs. Tampa Bay (12/5/21)

Additional Statistics

- Touchdowns - 1 (three-yard interception return vs. Tampa Bay, 12/5/21)




47 JOJO DOMANN

LINEBACKER • 6'1" • 230 LBS

COLLEGE: NEBRASKA • ACQUIRED: FREE AGENT - 2023

NFL EXPERIENCE (NFL/TITANS): 2/2 • HOMETOWN: COLORADO SPRINGS, COLO.

GAMES PLAYED/GAMES STARTED: 21/0 (PLAYOFFS: 0/0)



PRO: The Titans signed JoJo Domann to the team's practice squad in December of the 2023 season to bring depth to the inside linebacker room and special teams units. He appeared in five games with the Titans. The 6-foot-1-inch, 230-pounder was originally signed as an undrafted free agent by the Indianapolis Colts in 2022. He showcased versatility and athleticism in 16 games played during his rookie season, recording seven tackles on the kickoff team and a stop on the punt team. The Colorado Springs, Colo., native appeared in 51 games with 26 starts at Nebraska (2016-21), where he tallied 219 tackles, 25.5 tackles for loss, five sacks, 18 passes defended, nine forced fumbles and two fumble recoveries.

CAREER HIGHLIGHTS:

- As a rookie in 2022, Domann appeared in 16 games for the Colts and recorded eight special teams tackles.
- In Week 15 of the 2022 season against the Vikings, Domann recovered a blocked punt and returned it 24 yards for a touchdown.
- In his final season at Nebraska (2021), he was named the team's defensive MVP after compiling 72 tackles, two sacks, five passes defended, two interceptions and two forced fumbles.

TITANS TIDBITS:

- Domann's father, Craig, is a longtime NFL agent and his mother, Teddi, heads public relations for their agency 360 Sports.
- As a child, JoJo would attend his dad's nonprofit pro football camp in Colorado Springs as a participant and now volunteers as a professional for the camp. This will be the 19th year the camp has been held.
- JoJo's brother Brock currently plays in the German Football League.
- In college, Domann volunteered time at Make-A-Wish, A Day of Service, and the Nebraska Football Road Race. Also spent time volunteering at local hospitals.
- Domann played with Titans linebacker Luke Gifford at Nebraska from 2016-18.

CAREER TRANSACTIONS:

- The Colorado Springs, Colo., native was originally signed by the Indianapolis Colts as a rookie free agent on May 13, 2022.
- Waived by the Colts on Sept. 8, 2023 after being placed on injured reserve on Aug. 29.
- Signed by the Titans to the team's practice squad on Dec. 6, 2023.
- Activated from the practice squad to the active roster standard elevation on Dec. 11, 2023.
- Activated from the practice squad to the active roster standard elevation on Dec. 16, 2023.
- Signed by the Titans to the active roster from the practice squad on Dec. 23, 2023.

SEASON RECAPS:

- 2023 (5/0 - Tennessee):** Saw action as a reserve in five games with the Titans and registered three special teams tackles.
- At Miami (12/11), made his Titans debut as a reserve on special teams and notched a tackle on coverage units.
 - Against Houston (12/17), tallied a special teams tackle on coverage units.
 - Against Seattle (12/24), saw action as a reserve on special teams.
 - At Houston (12/31), played as a reserve on special teams.

- Against Jacksonville (1/7), collected a special teams tackle on coverage units.

2022 (16/0 - Indianapolis): Played in 16 games as a rookie exclusively on special teams and tied for second on the team with eight special teams tackles. Made his NFL debut at Houston as a reserve on special teams (9/11/22).

- Against Tennessee (10/2), tied for the team lead with three special teams tackles.
- Against Jacksonville (10/16), recorded a tackle on special teams.
- At Las Vegas (11/13), recorded a tackle on special teams.
- Against Minnesota (12/17), recovered a punt blocked by Ifeadi Odenigbo and returned it 24 yards for a touchdown. Also recorded a special teams tackle.
- Against L.A. Chargers (12/23), recorded a tackle on special teams.
- At N.Y. Giants (1/1), recorded a tackle on special teams.

COLLEGE:

- In five seasons at Nebraska (2016-21), Domann appeared in 51 games with 26 starts and tallied 209 tackles, 25.5 tackles for loss, 5.5 sacks, two interceptions, 18 passes defended, nine forced fumbles and two fumble recoveries.
- As a graduate (2021), started all 10 games and recorded 72 tackles, two sacks, five passes defended, two interceptions and two forced fumbles. He was named the team's Defensive MVP, earned second-team All-Big Ten honors and named a second-team All-American by Associated Press and Pro Football Focus.
- As a senior (2020), started all eight games at outside linebacker and led the Huskers with 58 tackles, 6.5 tackles for loss, five passes defended, two forced fumbles and a fumble recovery. Recorded a career-high in tackles despite the shortened season.
- As a junior (2019), made the full-time switch to outside linebacker after primarily playing safety for his first three years. Started six games and recorded a career-high 52 tackles, ranked second on the team with 11 tackles for loss, and had six passes defended, two forced fumbles and 2.5 sacks.
- As a sophomore (2018), started two games at outside linebacker and also played safety. Finished with 19 tackles, a tackle for loss, a sack, two forced fumbles, a fumble recovery and two passes defended.
- As a redshirt sophomore (2017), suffered an injury in spring practice that kept him on the sidelines during the fall.
- As a freshman (2016), saw action in every game, primarily on special teams. Totaled eight tackles and a forced fumble, all on special teams.
- Graduated with a degree in advertising and public relations from Nebraska in May of 2020.

PERSONAL:

- Attended Pine Creek (Colorado Springs, Colo.) High School where he was ranked as the top overall prospect in Colorado by 247Sports. Played offense, defense and special teams.
- Helped Pine Creek's team to a 38-3 record during his final three seasons at the school, including two state titles in the Class 4 ranks.
- Selected as the Prep Colorado Player of the Year in 2015.
- Named to the Colorado academic all-state team three times (2013-15).
- Son of Craig and Teddi and brother of Brock and Rylee.



- Follow Domann on Instagram at @jojodomann and on X at @TheDomannator.
- Born Johansen Ted Domann on July 28, 1997 in Colorado Springs, Colo.

JOJO DOMANN'S GAME-BY-GAME

2022 Indianapolis Colts

Date	Opp	W/L	P/S	Tot	Solo	Asst	Sk	- Yds	QBP	TFL	Int	- Yds	-TD	PD	FF	FR	- Yds	SpT	
Sept 11	@ Hou	T	p	0	0	0	0.0	0.0	0	0	0	0	0	0	0	0	0	0	0
Sept 18	@ Jax	L	p	0	0	0	0.0	0.0	0	0	0	0	0	0	0	0	0	0	0
Sept 25	KC	W	p	0	0	0	0.0	0.0	0	0	0	0	0	0	0	0	0	0	0
Oct 2	Ten	L	p	0	0	0	0.0	0.0	0	0	0	0	0	0	0	0	0	0	3
Oct 6	@ Den	W	p	0	0	0	0.0	0.0	0	0	0	0	0	0	0	0	0	0	0
Oct 16	Jax	W	p	0	0	0	0.0	0.0	0	0	0	0	0	0	0	0	0	0	1
Oct 23	@ Ten	L	IA	0	0	0	0.0	0.0	0	0	0	0	0	0	0	0	0	0	0
Oct 30	Was	L	p	0	0	0	0.0	0.0	0	0	0	0	0	0	0	0	0	0	0
Nov 6	@ NE	L	p	0	0	0	0.0	0.0	0	0	0	0	0	0	0	0	0	0	0
Nov 13	@ LV	W	p	0	0	0	0.0	0.0	0	0	0	0	0	0	0	0	0	0	1
Nov 20	Phi	L	p	0	0	0	0.0	0.0	0	0	0	0	0	0	0	0	0	0	0
Nov 28	Pit	L	p	0	0	0	0.0	0.0	0	0	0	0	0	0	0	0	0	0	0
Dec 4	@ Dal	L	p	0	0	0	0.0	0.0	0	0	0	0	0	0	0	0	0	0	0
Dec 17	@ Min	L	p	0	0	0	0.0	0.0	0	0	0	0	0	0	0	0	0	0	1
Dec 26	LAC	L	p	0	0	0	0.0	0.0	0	0	0	0	0	0	0	0	0	0	1
Jan 1	NYG	L	p	0	0	0	0.0	0.0	0	0	0	0	0	0	0	0	0	0	1
Jan 8	Hou	L	p	0	0	0	0.0	0.0	0	0	0	0	0	0	0	0	0	0	0
Totals			4-12-1	16/0	0	0	0	0.0	0.0	0	0	0	0	0	0	0	0	0	8

2023 Tennessee Titans

Date	Opp	W/L	P/S	Tot	Solo	Asst	Sk	- Yds	QBP	TFL	Int	- Yds	-TD	PD	FF	FR	- Yds	SpT	
Dec 11	@ Mia	W	p	0	0	0	0.0	0.0	0	0	0	0	0	0	0	0	0	0	1
Dec 17	Hou	L	p	0	0	0	0.0	0.0	0	0	0	0	0	0	0	0	0	0	1
Dec 24	Sea	L	p	0	0	0	0.0	0.0	0	0	0	0	0	0	0	0	0	0	0
Dec 31	@ Hou	L	p	0	0	0	0.0	0.0	0	0	0	0	0	0	0	0	0	0	0
Jan 7	Jax	W	p	0	0	0	0.0	0.0	0	0	0	0	0	0	0	0	0	0	1
Totals			2-3	5/0	0	0	0	0.0	0.0	0	0	0	0	0	0	0	0	0	3

JOJO DOMANN'S NFL STATISTICS

REGULAR SEASON		TACKLES									INTERCEPTIONS					FUMBLES			
Year	Team	GP	GS	Tot	Solo	Asst	Sk	Yds	QBP	TFL	No	Yds	Lg	TD	PD	FF	FR	Yds	SpT
2022	Indianapolis	16	0	0	0	0	0.0	0.0	0	0	0	0	0	0	0	0	0	0	8
2023	Tennessee	5	0	0	0	0	0.0	0.0	0	0	0	0	0	0	0	0	0	0	3
NFL Totals		21	0	0	0	0	0.0	0.0	0	0	0	0	0	0	0	0	0	0	11

Single-Game Highs

Special Teams Tackles - 3 vs. Tennessee (10/2/22)



14 COLTON DOWELL

WIDE RECEIVER • 6'3" • 212 LBS

COLLEGE: TENNESSEE-MARTIN • ACQUIRED: 7TH ROUND - 2023

NFL EXPERIENCE (NFL/TITANS): 2/2 • HOMETOWN: LEBANON, TENN.

GAMES PLAYED/GAMES STARTED: 10/1 (PLAYOFFS: 0/0)



PRO: The Titans selected Colton Dowell in the seventh round (228th overall) of the 2023 NFL Draft. The 6-foot-3-inch, 212-pounder possesses a unique blend of size, speed, ball skills and explosiveness. During his rookie season, he appeared in 10 games, primarily contributing on special teams while adding one reception for three yards. The Lebanon, Tenn., native played six seasons at UT Martin (2017-22) where he saw action in 47 games with 34 starts, recording 177 receptions for 2,796 yards and 19 touchdowns.

CAREER HIGHLIGHTS:

- Dowell was named first-team All-OVC and to The Bluebloods all-conference first team his senior year after tallying 67 receptions for 1,036 yards and six touchdowns.
- Broke all-time receiving yards mark at UT Martin finishing his career with 2,796 yards while ranking third in school history with 19 touchdowns and 177 receptions.
- Became just the fourth player in program history to eclipse 1,000 receiving yards in a season.

TITANS TIDBITS:

- Dowell's hidden talents are that he can juggle and play the guitar.
- Growing up in Lebanon, Tenn., Dowell was a fan of the Titans, attending training camp practices at Ascension Saint Thomas Sports Park and games at Nissan Stadium.

CAREER TRANSACTIONS:

- The Lebanon, Tenn., native was selected by the Titans in the seventh round (228th overall) of the 2023 NFL Draft.

SEASON RECAPS:

2023 (10/1): Saw action in 10 games with a start at wide receiver as a rookie and caught one pass for three yards. Registered three special teams tackles. Was inactive for six games. Placed on injured reserve on Jan. 6 and missed the regular season finale. Led or tied for the team lead in special teams tackles twice in 2023 (vs. CAR, vs. IND). Made his NFL debut against Cincinnati (10/1/23).

- Against Cincinnati (10/1), played as a reserve at wide receiver and on special teams in his first career NFL contest.
- Against Carolina (11/26), led the team with two special teams tackles on coverage units.
- Against Indianapolis (12/3), tied for the team lead with a special teams tackle on coverage units.
- Against Seattle (12/24), played as a reserve at wide receiver and snared his first career reception for three yards.
- At Houston (12/31), made his first career start at wide receiver before leaving the game late in the second quarter with an injury.

COLLEGE:

- During six seasons at Tennessee-Martin, Dowell appeared in 47 games with 34 starts and recorded 177 receptions for 2,796 yards and 19 touchdowns. Named first-team All-OVC in 2020 and 2022 and second team All-OVC in 2019 and 2021. Registered 11 career 100-yard receiving games. He became UT-Martin's all-time leader in receiving yards.
- As a graduate (2022), started all 11 games for the Skyhawks at wide receiver. Tallied 67 receptions for 1,036 yards and six touchdowns to lead the team to an OVC Championship. Became the fourth player in

program history to eclipse 1,000 receiving yards in a season. Ranked amongst FCS leaders in receiving yards per game (ninth), receiving yards (13th), and receptions per game (19th). Ranked among OVC leaders in receptions (second), receiving yards (second), receiving yards per game (second) and touchdowns (fourth).

- As a senior (2021), started six games for the Skyhawks before suffering a season-ending injury. Tallied 22 receptions for 398 yards and two touchdowns. Was named to All-OVC second team. Helped team to OVC Championship and second round berth in FCS NCAA Division 1 playoffs. Averaged 18.1 yards per catch to lead the OVC and 66.3 yards per game to rank third in the OVC.
- As a junior (2020), started all seven games. Led the team with 40 receptions for 459 yards and four touchdowns. Ranked among OVC leaders in receptions (first), receiving yards (second), touchdowns (second), receptions per game (5.7, second) and receiving yards per game (65.6, third). Ranked 21st nationally in both receiving touchdowns and receiving yards. Named to All-OVC first team and OVC Commissioner's Honor Roll.
- As a sophomore (2019), played in 12 games with 10 starts between wide receiver and tight end. Recorded 38 receptions for 765 yards and four touchdowns. Average 20.1 yards per catch and 64.0 all-purpose yards per game. Tabbed to HERO Sports Sophomore All-American honorable mention squad, All-OVC second team and Phil Steele All-OVC first team.
- As a redshirt freshman (2018), played in 11 games and compiled 10 receptions for 138 yards and three touchdowns.
- As a freshman (2017), redshirted and did not see any game action.
- Graduated from Tennessee-Martin with a degree in exercise science in December of 2021.

PERSONAL:

- Attended Wilson Central High School (Tenn.) and played for coach Brad Dedman. Guided the Wildcats to a 8-3 record with a playoff berth in 2016.
- Tallied 44 receptions for 799 yards and five touchdowns. Averaged 18.2 yards per catch and notched three 100-yard receiving games.
- Named to the Region 6-3A all-region squad.
- Played in the 2016 Toyota East vs. West All-Star Game.
- Son of Chris and Tracy Dowell. Has one older brother named Coleby.
- Follow Dowell on X at @ColtonDowell2 and Instagram at @colton_dowell15
- Born Colton Davis Dowell on Apr. 19, 1999 in Lebanon, Tenn.



COLTON DOWELL'S GAME-BY-GAME

2023 Tennessee Titans					RECEIVING														
Date	Opp.	W/L	P/S	No	Yds	Avg	Lg	TD											
Sept 10	@ NO	L	IA						Dec 3	Ind	L	p	0	0	-	0	0		
Sept 17	LAC	W	IA						Dec 11	@ Mia	W	p	0	0	-	0	0		
Sept 24	@ Cle	L	IA						Dec 17	Hou	L	p	0	0	-	0	0		
Oct 1	Cin	W	p	0	0	-	0	0	Dec 24	Sea	L	p	1	3	3.0	3	0		
Oct 8	@ Ind	L	p	0	0	-	0	0	Dec 31	@ Hou	L	S	0	0	-	0	0		
Oct 15	Bal	L	p	0	0	-	0	0	Jan 7	Jax	W	IR							
Oct 29	Atl	W	IA						Totals				6-11	10/1	1	3	3.0	3	0
Nov 2	@ Pit	L	IA																
Nov 12	@ TB	L	IA																
Nov 19	@ Jax	L	p	0	0	-	0	0											
Nov 26	Car	W	p	0	0	-	0	0											

COLTON DOWELL'S NFL STATISTICS

REGULAR SEASON				RECEIVING						RUSHING				
Year	Team	GP	GS	No	Yds	Avg	Lg	TD	Att	Yds	Avg	Lg	TD	
2023	Tennessee	10	1	1	3	3.0	3	0	0	0	-	0	0	
NFL Totals		10	1	1	3	3.0	3	0	0	0	-	0	0	

Single-Game Highs

Receptions - 1 vs. Seattle (12/24/23)
 Receiving Yards - 3 vs. Seattle (12/24/23)
 Long Reception - 3 vs. Seattle (12/24/23)
 Receiving Touchdowns -

Additional Statistics

Special Teams Tackles - 3 (2023)
 Misc. Tackles - 1 (2023)



79 JAELYN DUNCAN

OFFENSIVE LINE • 6'6" • 306 LBS

COLLEGE: MARYLAND • ACQUIRED: 6TH ROUND - 2023

NFL EXPERIENCE (NFL/TITANS): 2/2 • HOMETOWN: NEW CARROLLTON, MD.

GAMES PLAYED/GAMES STARTED: 10/5 (PLAYOFFS: 0/0)



PRO: The Titans selected Jaelyn Duncan in the sixth round (186th overall) of the 2023 NFL Draft. The 6-foot-6-inch, 306-pounder brings quick feet and patient hands to the trenches of the offensive line. As a rookie, Duncan appeared in 10 games, making five starts at left tackle. The New Carrollton, Md., native appeared in 42 games with 39 starts at left tackle over five seasons at Maryland.

TITANS TIDBITS:

- Growing up, Duncan didn't play organized sports and wasn't introduced to football until he was a freshman at Northern High School. As a freshman, Duncan played travel football for the Patuxent Rhinos 15-U team. He then joined the varsity team at Northern as a sophomore where he played until transferring for his senior year to St. Frances Academy, a Catholic high school in Baltimore with many high-profile recruits.
- Duncan said he relied on his sheer physical advantages until his redshirt freshman year of college when he really began to understand and implement different techniques into his game.
- Duncan and Titans first-round draft pick Peter Skoronski faced off in the Big Ten, worked out together and share the same trainer. Duncan has also reunited with Titans tight end and Maryland alum Chig Okonkwo.

CAREER TRANSACTIONS:

- The New Carrollton, Md., native was selected by the Tennessee Titans in the sixth round (186th overall) of the 2023 NFL Draft.

SEASON RECAPS:

2023 (10/5): Played in 10 games with five starts at left tackle as a rookie. Was inactive for seven contests. Made his NFL debut against the L.A. Chargers (9/17/23). Registered his first career NFL start against Carolina (11/26/23).

- At Pittsburgh (11/2), saw limited action as a reserve at left tackle after Andre Dillard left the game with an injury in the third quarter.
- At Jacksonville (11/19), entered the game as a reserve at right tackle after Chris Hubbard left the contest with an injury late in the second quarter.
- Against Carolina (11/26), made his first career NFL start at left tackle.
- Against Indianapolis (12/3), started at left tackle and helped open holes for Titans' ball carriers to gain 177 yards on the ground, including 102 yards and two rushing scores from Derrick Henry.
- At Miami (12/11), started at left tackle and protected for an offense that amassed a season-best 403 total yards, including a career-high 327 passing yards for Will Levis.
- Against Seattle (12/24), started at left tackle and helped open holes for Titans' rushers to gain 162 yards on the ground. Left the game in the third quarter with an injury.

COLLEGE:

- In five seasons at Maryland (2018-22), Duncan appeared in 42 games with 39 starts. A four-year starter on the offensive line, Duncan won the starting left tackle position one game into his redshirt freshman campaign. Was named Honorable Mention All-Big Ten three times during his career (2020-22).
- As a senior (2022), started all 12 games he appeared in. Blocked for a Maryland passing offense that ranked third in the Big Ten in 2022 by averaging 259.8 yards per game in the air. Participated in the Reese's Senior Bowl and was chosen to participate in the NFL Combine. Named

Honorable Mention All-Big Ten.

- As a junior (2021), appeared in all 13 games with 11 starts at left tackle. Part of Pro Football Focus Offensive Line of the Week for efforts against Kent State (9/25). Blocked for the record-setting pass offense, which set a program record for most passing yards in a season with 3,960. Protected Taulia Tagovailoa, who broke program records in passing yards (3,860), passing touchdowns (26), completions (328), completion percentage (69.2%) and 300-yard passing games (seven). Named Honorable Mention All-Big Ten.
- As a sophomore (2020), started all five games, one of only six Terps to play in all five contests. Helped block for Big Ten's second-highest ranked passing offense, averaging 264 yards per game. Opened holes for Jake Funk, who averaged 8.60 yards per carry, the second-highest average in the FBS. Protected for Taulia Tagovailoa, who threw for 1,011 yards in just four games, including the 10th highest passing total in a single game in program history with 394 in win over Minnesota (10/30). Named Honorable Mention All-Big Ten.
- As a redshirt freshman (2019), appeared in all 12 games, starting in the final 11 at left tackle. Blocked for a running back tandem in Javon Leake and Anthony McFarland Jr., who were one of only two duos on power five teams in the country to both have seven rushing touchdowns. Blocked for Javon Leake, who averaged 7.2 yards per carry, the fourth-highest total of the country. Contributed to an offense that had three games scoring over 45 points. Blocked for the second-most points in Maryland history with 79 vs Howard (8/31).
- Redshirted in 2018.
- Graduated in December of 2022 with a degree in family science from Maryland.

PERSONAL:

- Attended Northern (Md.) High School for his first three years of high school before transferring to St. Frances for his senior year.
- Earned Baltimore Sun first-team All-Metro honors at left tackle after helping the Panthers to a 13-0 record against local and national opponents. and the MIAA A Conference Championship.
- Was a 4-star recruit and ranked third overall in the state of Maryland according to ESPN. A 2017 Under Armour All-American.
- Chose the University of Maryland over many other schools so that he could stay close to friends and family.
- Son of Tamika Duncan.
- Has one daughter named Ava.
- Follow Duncan on X at @king_jay70 and on Instagram at @__bigdawgjay__
- Born Jaelyn Alexander Duncan on July 8, 2000 in Silver Springs, Md.



JAELYN DUNCAN'S NFL STATISTICS

REGULAR SEASON

Year	Team	GP	GS
2023	Tennessee	10	5
NFL Totals		10	5

Starts Breakdown:

2023 - LT 5



3 CALEB FARLEY

CORNERBACK • 6'2" • 197 LBS

COLLEGE: VIRGINIA TECH • ACQUIRED: 1ST ROUND - 2021

NFL EXPERIENCE (NFL/TITANS): 4/4 • HOMETOWN: MAIDEN, N.C.

GAMES PLAYED/GAMES STARTED: 12/2 (PLAYOFFS: 0/0)



PRO: The Titans selected Caleb Farley with the 22nd overall pick in the first round of the 2021 NFL Draft. The 6-foot-2 inch, 197-pound defender possesses a rare combination of size and speed for an athlete at his position. The Maiden, N.C., native appeared in 12 contests with two starts during his first two seasons, totaling 14 tackles and a pass defended before landing on season-ending injured reserve in both campaigns. Farley spent most of the 2023 season on the physically unable to perform list while recovering from an injury and was designated to return to practice late in the season.

TITANS TIDBITS:

- Farley credits his late mother, Robin Farley, for instilling in him the faith that has carried him through hard times. Robin lost her life to breast cancer on Jan. 2, 2018, but not before providing him lessons that continue to instruct his life. "She filled my heart with the love of God," Caleb says, "and that's why I am where I am today."
- Farley only began playing cornerback as a redshirt freshman at Virginia Tech after switching from wide receiver. He took to his new position quickly, intercepting six passes in 24 games with the Hokies.
- Growing up he was a big fan of boxer Floyd Mayweather and made it a point to watch all of Mayweather's fights.
- Farley was the third Virginia Tech cornerback selected in the first round in the NFL's "common draft" era (since 1967), joining DeAngelo Hall (2004) and Kyle Fuller (2014). At the age of nine, he met Hall at a youth track-and-field event and got Hall to sign one of the medals he won. He still has the memento.
- Farley is a movie buff. His favorites include "Braveheart," "Troy" and "The Count of Monte Cristo."
- In 2021, Farley made a "childhood dream" come true when he surprised his grandmother by gifting her a new car.

CAREER TRANSACTIONS:

- The Maiden, N.C., native was selected by the Titans in the first round (22nd overall) of the 2021 NFL Draft.

SEASON RECAPS:

2023 (0/0): Placed on reserve/physically unable to perform list on Aug. 29 and missed the entire season.

2022 (9/1): Played in nine games with a start at cornerback and posted 10 tackles. Placed on injured reserve on Nov. 15 and missed the final eight contests.

- At Buffalo (9/19), started at cornerback and collected four tackles. Teamed with Zach Cunningham to stop James Cook for no gain on a rush off left end late in the opening stanza.
- At Indianapolis (10/2), saw action as a reserve at cornerback and tied a career-high with four tackles.
- Against Denver (11/13), played as a reserve on special teams before leaving the game in the third quarter with an injury.

2021 (3/1): Played in three games with a start at cornerback during his rookie campaign and collected four tackles and a pass defended. Was inactive for three contests. Placed on injured reserve on Oct. 19 and missed the final 11 regular season games and the postseason contest. Made his NFL debut against Arizona (9/12/21). Made his first career start against Buffalo (10/18/21).

- Against Arizona (9/12), saw action in his first NFL contest as a reserve

at cornerback and on special teams.

- At Jacksonville (10/10), saw significant action as a reserve at cornerback and compiled two tackles and a pass defended. Broke up a pass intended for Laviska Shenault Jr. late in the fourth quarter.
- Against Buffalo (10/18), made his first career start at cornerback and registered two tackles before leaving the game in the second quarter with an injury.

COLLEGE:

- During two seasons at Virginia Tech, Farley appeared in 24 games with 23 starts, seeing action in his redshirt sophomore and redshirt junior campaigns. His career totals included six interceptions, 25 passes defended, 56 tackles, one sack, two quarterback hits and nine kickoff returns for 155 yards (17.2 avg.). He was a medical redshirt as a true freshman and opted out of the 2020 campaign due to COVID-19 concerns.
- As a redshirt junior (2020), opted out of the season during the COVID-19 pandemic.
- As a redshirt sophomore (2019), started all 11 games in which he appeared. Named first team All-ACC after leading the conference with 16 passes defended and tying for second in the conference with four interceptions. Also totaled 20 tackles and a quarterback hit.
- As a redshirt freshman (2018), appeared in 13 games with 12 starts. Earned honorable mention for the Mayo Clinic Comeback Player of the Year Award. Registered 36 tackles, one tackle for loss, one sack, two interceptions, nine passes defended and one quarterback hit. Also added seven kickoff returns for 152 total yards (21.7 avg.).
- As a true freshman (2017), redshirted.
- Majored in communication studies at Virginia Tech.

PERSONAL:

- Attended Maiden (N.C.) High School, where he played quarterback for the Blue Devils. His 124 career touchdowns ranked sixth in the state's record book at the time of his graduation.
- As a senior in 2016, he was named the Southern District 7 Player of the Year. Earned second team All-State honors and set a Maiden school record for rushing in a single season with 2,574 yards. Rushed for 37 touchdowns in addition to his 1,776 passing yards and 21 passing touchdowns. His 58 total touchdowns in a single season ranked third in North Carolina history. Set the state record for touchdowns in a game twice, in back-to-back games, with eight in each contest.
- As a junior, passed for 1,831 yards and 20 touchdowns and rushed for 1,534 yards and 18 touchdowns.
- Also participated in track and field (100, 200, 4x100, long jump) and basketball (point guard).
- Follow Farley on X at @IamCalebFarley and on Instagram at @cr_farley.
- Son of the late Robert Farley and the late Robin Farley.
- Has a dog, a Presa Canario named Legend.
- Has one brother, Joshua, who competed in track and field at Appalachian State.
- Born Caleb Ray Farley on Nov. 2, 1998 in Maiden, N.C.



CALEB FARLEY'S GAME-BY-GAME

2021 Tennessee Titans

Date	Opp	W/L	P/S	Tot	Solo	Asst	Sk	- Yds	QBP	TFL	Int	- Yds	-TD	PD	FF	FR	- Yds	SpT
Sept 12	Ari	L	p	0	0	0	0.0	0.0	0	0	0	0	0	0	0	0	0	0
Sept 19	@ Sea	W	IA															
Sept 26	Ind	W	IA															
Oct 3	@ NYJ	L	IA															
Oct 10	@ Jax	W	p	2	2	0	0.0	0.0	0	0	0	0	0	1	0	0	0	0
Oct 18	Buf	W	S	2	2	0	0.0	0.0	0	0	0	0	0	0	0	0	0	0
Oct 24	KC			Placed on injured reserve on Oct. 19														
Totals		4-2	3/1	4	4	0	0.0	0.0	0	0	0	0	0	1	0	0	0	0

2022 Tennessee Titans

Date	Opp	W/L	P/S	Tot	Solo	Asst	Sk	- Yds	QBP	TFL	Int	- Yds	-TD	PD	FF	FR	- Yds	SpT
Sept 11	NYG	L	p	1	1	0	0.0	0.0	0	0	0	0	0	0	0	0	0	0
Sept 19	@ Buf	L	S	4	3	1	0.0	0.0	0	0	0	0	0	0	0	0	0	0
Sept 25	LV	W	p	0	0	0	0.0	0.0	0	0	0	0	0	0	0	0	0	0
Oct 2	@ Ind	W	p	4	4	0	0.0	0.0	0	0	0	0	0	0	0	0	0	0
Oct 9	@ Was	W	p	1	1	0	0.0	0.0	0	0	0	0	0	0	0	0	0	0
Oct 23	Ind	W	p	0	0	0	0.0	0.0	0	0	0	0	0	0	0	0	0	0
Oct 30	@ Hou	W	p	0	0	0	0.0	0.0	0	0	0	0	0	0	0	0	0	0
Nov 6	@ KC	L	p	0	0	0	0.0	0.0	0	0	0	0	0	0	0	0	0	0
Nov 13	Den	W	p	0	0	0	0.0	0.0	0	0	0	0	0	0	0	0	0	0
Nov 17	@ GB			Placed on injured reserve on Nov. 15														
Totals		7-10	9/1	10	9	1	0.0	0.0	0	0	0	0	0	0	0	0	0	0

CALEB FARLEY'S NFL STATISTICS

REGULAR SEASON		TACKLES										INTERCEPTIONS					FUMBLES			
Year	Team	GP	GS	Tot	Solo	Asst	Sk	Yds	QBP	TFL	No	Yds	Lg	TD	PD	FF	FR	Yds	SpT	
2021	Tennessee	3	1	4	4	0	0.0	0.0	0	0	0	0	0	1	0	0	0	0	0	
2022	Tennessee	9	1	10	9	1	0.0	0.0	0	0	0	0	0	0	0	0	0	0	0	
2023	Tennessee	Reserve/PUP																		
NFL Totals		12	2	14	13	1	0.0	0.0	0	0	0	0	0	1	0	0	0	0	0	

Single-Game Highs

Tackles - 4 (Twice, last at Indianapolis 10/2/22)

Passes Defensed - 1 at Jacksonville (10/10/21)



6 NICK FOLK

KICKER • 6'1" • 225 LBS

COLLEGE: ARIZONA • ACQUIRED: TRADE (NE) - 2023

NFL EXPERIENCE (NFL/TITANS): 17/2 • HOMETOWN: SHERMAN OAKS, CALIF.

GAMES PLAYED/GAMES STARTED: 228/0 (PLAYOFFS: 6/0)



PRO BOWL: 2007

PRO: The Titans acquired Nick Folk prior to the start of the 2023 regular season to add stability and veteran experience to the kicking game. During the 2023 season, Folk led the NFL with a career best 96.7 percent accuracy on field goals while connecting on 29 of 30 attempts. He also set a new NFL record with an ongoing streak of 78 consecutive field goals made under 40 yards. Prior to arriving in Tennessee, the 6-foot-1-inch, 225-pounder appeared in 211 games over 15 seasons with the Dallas Cowboys (2007-09), N.Y. Jets (2010-16), Tampa Bay Buccaneers (2017) and New England Patriots (2019-22). The University of Arizona product became the 35th NFL player to reach 300 career field goals and he holds the NFL record with 64 consecutive regular season field goals made under 50 yards.

CAREER HIGHLIGHTS:

- Enters the 2024 season 19th in NFL history with 382 career field goals and ranks third among active kickers.
- In 2023, Folk led the NFL with a career-best 96.7 percent accuracy on field goals which also established a new franchise record for a single season.
- Is one of six NFL players to have at least five seasons with 30 field goals.
- Enters the 2024 season with a streak of 78 straight field goals made under 40 yards which is an NFL record.
- Holds the NFL record with 64 consecutive regular season field goals made under 50 yards.

TITANS TIDBITS:

- Folk is a dual citizen of both the United States and Germany.
- Folk's mother is a direct descendant of William Bradford, an original Mayflower passenger and governor of Plymouth Colony.
- The Children's Tumor Foundation has a special place in Folk's heart. His cousin, Blake, has neurofibromatosis (NF), a genetic disorder that causes tumors to grow on nerves throughout the body. The term NF represents three distinct disorders: NF1, NF2 and schwannomatosis. For Blake, his NF impacts him most where his optic nerves cross in his brain. He currently has five brain tumors. Though NF affects over 2.5 million people worldwide, it is still relatively unknown in the general public. The Children's Tumor Foundation's MAKE NF VISIBLE campaign brings awareness and inclusion to all NF patients. Those with visible signs of NF struggle to be seen as more than just their NF, while patients whose NF is invisible struggle to make others understand. MAKE NF VISIBLE is about seeing NF, and seeing the person living with it. Learn more at makenfvisible.org.

CAREER TRANSACTIONS:

- The Sherman Oaks, Calif., native was originally selected by the Dallas Cowboys in the sixth round (178th overall) of the 2007 NFL Draft.
- Waived by the Cowboys on Dec. 22, 2009.
- Signed by the N.Y. Jets as a free agent on Feb. 23, 2010.
- Released by the Jets on Feb. 24, 2017.
- Signed by the Tampa Bay Buccaneers as a free agent on March 20, 2017.

- Released by the Buccaneers on Feb. 22, 2018.
- Signed by the New England Patriots as a free agent on Oct. 30, 2019.
- Released by the Patriots on Nov. 29, 2019 and re-signed by the team on Dec. 7, 2019.
- Released by the Patriots on Sept. 5, 2020 and signed to the team's practice squad a day later.
- Activated from the practice squad to the active roster standard elevation on Sept. 12, 2020.
- Signed by the Patriots to their active roster from the practice squad on Sept. 16, 2020.
- Released by the Patriots on Aug. 31, 2021 and signed to the team's practice squad a day later.
- Activated from the practice squad to the active roster standard elevation on Sept. 11, 2021.
- Activated from the practice squad to the active roster standard elevation on Sept. 18, 2021.
- Signed by the Patriots to their active roster from the practice squad on Sept. 21, 2021.
- Traded by the Patriots to the Titans on Aug. 29, 2023 in exchange for a 2025 seventh-round pick.

SEASON RECAPS:

2023 (17/0 - Tennessee): Saw action in all 17 games in his first season with the Titans. Led the NFL with a career-best 96.7 percent accuracy on field goals. His 96.7 percent accuracy on field goals also established a new franchise record for a single season. Connected on 29 of 30 field goals and 28 of 30 extra point chances for 115 points. It was his 11th career 100-point season and his fourth consecutive season reaching that mark. Punted twice for 81 yards. Has made 78 consecutive field goals on attempts from less than 40 yards which is a new NFL record. Named AFC Special Teams Player of the Week after nailing the game-winning field goal against the L.A. Chargers (9/17/23).

- At New Orleans (9/10), made his Titans debut and connected on all five of his field goals (50, 27, 31, 45, 29) which tied his career-high mark. Gave the Titans an early 3-0 lead with a 50-yard field goal in the opening quarter. Increased the Titans lead to 6-3 with a 27-yard field goal in the opening stanza. Nailed a 31-yard field goal to give the Titans a 9-6 halftime advantage. Cut the Saints' lead to 16-12 with a 45-yard field goal early in the fourth quarter. Connected on a 29-yard field goal to pull the Titans to within one at 16-15 with 2:20 remaining in the game.
- Against L.A. Chargers (9/17), named AFC Special Teams Player of the Week after making good on both of his field goals (33, 41) and all three extra point chances. Connected on his 13th career game-winning field goal. Cut the Chargers' lead to 14-10 with a 33-yard field goal as time expired in the first half. Nailed the game-winning, 41-yard field goal midway through the overtime session.
- Against Cincinnati (10/1), made good on both field goals (53, 35) and all three extra point tries. Evened the score at 3-3 with a 53-yard field goal in the opening stanza. Increased the Titans' advantage with a 35-yard field goal in the third quarter.
- At Indianapolis (10/8), made good on all three field goal attempts (27, 53, 34) and his lone extra point chance. Gave the Titans an early 3-0



lead with a 27-yard field goal in the opening quarter. Cut the Colts' lead to 10-6 with a 53-yard field goal in the second stanza. Connected on a 34-yard field goal to get the Titans to within a point at 17-16 late in the third quarter.

- In London, against Baltimore (10/15), connected on all three field goals (26, 27, 38) and his lone extra point chance. Evened the score at 3-3 with a 26-yard field goal in the first quarter. Nailed a 27-yard field goal to cut the Ravens' lead to 18-6 in the third quarter. Made it a one-score game with a 38-yard field goal late in the final stanza.
- At Pittsburgh (11/2), connected on all three field goals (36, 26, 48) and his lone extra point try. Registered his 51st career game with three or more field goals. With a 36-yard field goal in the first quarter, set a new NFL record for the most consecutive field goals made under 40 yards. It was his 71st such field goal without a miss, breaking the mark established by Justin Tucker from 2016 to 2020. Nailed a 36-yard field goal as time expired in the first half to give the Titans a 13-10 halftime advantage. Made good on a 48-yard field goal late in the third quarter to give the Titans a 16-13 lead.
- At Tampa Bay (11/12), made good on two of three field goal attempts (38, 27). Gave the Titans an early 3-0 lead with a 38-yard field goal in the opening stanza. Made 20 consecutive field goals as a member of the Titans, which tied for the longest streak in franchise history before missing a 51-yard attempt in the second quarter. Connected on a 27-yard field goal early in the fourth quarter.
- Against Indianapolis (12/3), nailed both field goal attempts (24, 46) and connected on two of three extra point opportunities. Served as the team's punter after Ryan Stonehouse left the game with an injury in the fourth quarter, marking the first time he punted in 16 NFL seasons. Punted twice for 81 yards (40.5 avg.) with a long of 41 yards. Gave the Titans a 10-7 lead with a 24-yard field goal late in the opening quarter. Gave the Titans the lead in overtime with a 46-yard field goal.
- At Miami (12/11), connected on both field goals (28, 23) and both extra point chances. Gave the Titans a 10-7 halftime advantage with a 28-yard field goal as time expired in the second quarter. Nailed a 23-yard field goal to give the Titans a 13-10 lead late in the third quarter.
- Against Houston (12/17), made good on his lone field goal (45) and one of two extra point chances. Reached the 100-point mark (103) for the 11th time in his career and for the fourth consecutive season. Increased the Titans lead to 16-9 with a 45-yard field goal in the fourth quarter.

2022 (17/0 - New England): Played in all 17 games and made 32 of 37 field goal attempts and 32 of 35 extra point attempts for 128 total points. Kicked five field goals in two games: against Detroit (10/9) and at the N.Y. Jets (10/30). Was AFC Special Teams Player of the Week for his performance against the Jets.

- At Cleveland (10/16), extended his NFL record to 64 straight field goals made under 50 yards with a 19-yard field goal in the first quarter, but the streak ended in the fourth quarter with a 45-yard field goal that was wide right. It was Folk's first miss from inside the 50-yard line since a 45-yard field goal attempt in the 2020 season-opener against Miami on Sept. 13.
- At Buffalo (1/8), made a 24-yard field goal in the third quarter to extend his streak to 60 straight field goals made under 40 yards. His last miss under 40 yards was a 31-yard field goal attempt on Oct. 12, 2017 against New England when he played for Tampa Bay.

2021 (17/0, 1/0 - New England): Began the season on the practice squad. Was elevated to the active roster for the first two games before being signed to the 53-man roster on Sept. 21. Played in all 17 regular season games and recorded an NFL-leading 150 points (tied with Daniel Carlson of the Raiders). Finished the season 36 of 39 on field goals and 42 of 47 on extra points. His 92.3 conversion rate was the second-highest of his career, behind the 92.9 mark he set in 2020. Had a career-high 36 field goals, which was second in the NFL. Tied the team record for most 50-yard field goals in a season with five 50-yard field goals. Had four or more field goals in a game five times. Became the 35th NFL player to reach 300 career field goals.

- Against Tampa Bay (10/3), set the Patriots team-record with 36 consecutive field goals with a 27-yarder before missing a 56-yarder with under a minute to go in the game, ending his streak. The 36 straight field goals are tied for the sixth-longest streak in NFL history.
- At Houston (10/10), connected on all four field goals in the victory (52, 52, 32 and 21) and earned AFC Special Teams Player of the Week for

his performance.

- Against Tennessee (11/28), connected on five of six field goals (22, 37, 44, 28 and 52) and set a career-high with 18 total points.

2020 (16/0 - New England): Initially began the season on the practice squad before being added to the 53-man roster prior to the season opener. Played in all 16 games and finished the season 26 of 28 on field goals and 30 of 33 on extra points. The 92.9 field goal conversion rate marked the highest percentage of his career and the third-highest in team history. Finished the season with 26 consecutive made field goals. After missing his first two field goals of the season, Folk did not miss, marking the second-longest field goal streak in team history and the longest streak in his career. Became the first kicker in NFL history to kick two game-winning field goals as time expired in a single season in NFL history. Kicked a 51-yarder at N.Y. Jets (11/9) and a 50-yarder vs. Arizona (11/29) with no time left to win both contests.

- At N.Y. Jets (11/9), lifted the Patriots to a 30-27 win with a 51-yard field goal as time expired, the longest game-winning field goal as time expired in team history. Went three for three on field goals overall and made all three extra point attempts. Was named AFC Special Teams Player of the Week.
- Against Arizona (11/29), successfully made both extra point attempts and went two for two on field goals, including a game-winning, walk-off 50-yard field goal as time expired in the win. Was named AFC Special Teams Player of the Week.

2019 (7/0, 1/0 - New England): Appeared in seven regular season games with the Patriots and successfully converted 14 of 17 field goal attempts and all 12 extra point tries. Was released on Nov. 29 and re-signed on Dec. 7. Saw action in the playoff contest and connected on both field goals and an extra point.

- At Baltimore (11/3), made his Patriots debut and booted both field goals (22, 19) and made both extra points he attempted in the loss.
- At Philadelphia (11/17), made all three field goals he attempted (35, 22, 39) in the win.
- Against Buffalo (12/21), connected on all four kicks he attempted with three field goals (36, 51, 20) and one extra point in the win. The 51-yard field goal in the third quarter was his season-long.
- Against Tennessee (1/4), made both field goals (36, 21) he attempted and an extra point in the AFC Wild Card loss.

2018 (0/0): Was out of the National Football League. Spent the 2019 NFL offseason with the Arizona Hotshots of the Alliance of American Football.

2017 (4/0 - Tampa Bay): Played in four games for the Buccaneers and converted six of 11 field-goals and seven of nine extra points before suffering a season-ending injury. Placed on injured reserve on Oct. 9 and missed the final 12 contests.

2016 (16/0 - N.Y. Jets): Played in all 16 games and made 27 of 31 field goals and 24 of 26 extra points. Posted five games of three or more made field goals.

- At Buffalo (9/15), registered a season-high 13 points, including tying a season-high with four extra points.
- Against New England (11/27), connected on a season-long 51-yard field goal.

2015 (8/0 - N.Y. Jets): Appeared in eight games for the Jets and converted 13 of 16 field goals and all 19 extra points. Was placed on season-ending injured reserve on Nov. 10.

- At New England (10/25), connected on all three field-goal attempts and both extra-point attempts for a season-high 11 points, including a season-long 55-yard field goal.

2014 (16/0 - N.Y. Jets): Played in all 16 games and successfully made 32 of 39 field goal attempts and all 23 extra points. Had five games of three or more made field goals.

- Against Buffalo (10/26), booted a season-long 55-yard field goal.
- At Minnesota (12/7), connected on a career-high five field goals and an extra point for a season-high 16 points.

2013 (16/0 - N.Y. Jets): Saw action in all 16 games and converted 33



of 36 field goals and all 27 extra points for 126 points scored. Had five games of three or more made field goals.

- Against Tampa Bay (9/8), was named AFC Special Teams Player of the Week after successfully booting an extra point and three field goals, including a late-game winner in the season-opening win.
- Against New Orleans (11/3), posted a season-high 14 points on four field-goals and two extra points, earning AFC Special Teams Player of the Week for his efforts.
- At Carolina (12/15), kicked a season-long 54-yard field goal.

2012 (16/0 - N.Y. Jets): Played in all 16 games and converted 21 of 27 field goals and all 30 extra points attempted, finishing the season with 93 points.

- Against Buffalo (9/9), tied a career-high with six extra points made and kicked two field goals in the season-opening win.
- At New England (10/21), tallied a season-high 14 points by connecting on all four field goal attempts and two extra points. Kicked a season-long 54-yard field goal.

2011 (16/0 - N.Y. Jets): Kicked in all 16 games and finished the season making good on 19 of 25 field goals and 44 of 44 on extra points for 101 points.

- Against Jacksonville (9/18), posted a season-high 12 points scored on three field goals and three extra points made.
- At Washington (12/4), booted a season-long 51-yard field goal in the win.

2010 (16/0, 3/0 - N.Y. Jets): Played in all 16 regular season contests and successfully converted 30 of 39 field goals and all 37 extra points, tallying 127 points. Saw action in all three playoff games and converted two of three field goals and all eight extra-point attempts.

- Against Minnesota (10/11), notched a single-game career-high 17 points after kicking five field goals and two extra points in the win. His five field goals made also tied a career high.
- At Denver (10/17), booted a career-long 56-yard field goal.

2009 (14/0 - Dallas): Appeared in 14 games for the Cowboys and converted 18 of 28 field-goal attempts and all 36 extra points, finishing the season with 90 points. Released by Dallas on Dec. 22.

- Against Atlanta (10/25), tallied a season-high 13 points on three made field goals and four extra points in the win.

2008 (16/0 - Dallas): Played in all 16 games for the Cowboys, scoring 102 points on 20 of 22 field goals and all 42 extra points attempted.

- Against San Francisco (11/23), registered a season-high 15 points on four made field goals and three extra points in the win.

2007 (16/0, 1/0 - Dallas): Kicked in all 16 regular season games as a rookie for the Cowboys, posting 131 points on 26 of 31 field goals and 53 of 53 extra points. Successfully converted one field goal and two extra points in the divisional playoffs. Earned Pro Bowl honors and was named to the PFWA All-Rookie Team.

- Against N.Y. Giants (9/9), made his NFL debut and made a single-game career-high six extra points in the season-opening win. Also made one field goal.
- At Buffalo (10/8), named NFC Special Teams Player of the Week for converting all four field-goal attempts and an extra points in the win.

COLLEGE:

- Played collegiately at Arizona, where he made 30 of 47 field goals, with a long of 53 yards. Also went 79 of 81 on extra points.
- Also had 96 punts for 4,242 yards (44.2 avg.), including a long of 61 yards.
- As a senior (2006), earned first-team All-Pac-10 honors after hitting on 15 of 20 field goal attempts, with a long of 52 yards.
- Earned honorable mention All-Pac-10 honors as a junior (2005), making 31 of 33 extra points and seven of 11 field goals.
- Won the starting kicking job as a sophomore for the Wildcats (2004) and earned All-Pac-10 honorable mention after making eight of 13 field goal attempts and all 18 of his extra points.
- As a redshirt freshman (2003), played in 10 games and took over as the placekicker in the last four contests.

- Majored in marketing at Arizona.

PERSONAL:

- Attended Notre Dame High School (Sherman Oaks, Calif.), where he was named to the All-California Interscholastic Federation Southern Section second-team kicker and first-team punter.
- Finished his prep career by hitting five-of-nine field goal attempts, including a long of 52 yards.
- Lettered four years in football and soccer.
- Was named to All-Mission League Academic Team and won the Scholar-Athlete Award.
- Married to wife, Julianne.
- Follow Folk on Instagram and Twitter @nickfolk2.
- Born Nicholas Alexander Folk on Nov. 5, 1984 in Los Angeles, Calif.



NICK FOLK'S GAME-BY-GAME

2007 Dallas Cowboys

Date	Opp	W/L	PAT		FG			1-19		20-29		30-39		40-49		50+		LG	Pts	Kick-by-Kick	Kickoffs			
			Ma	Att	Ma	Att	Pct	Ma	Att	Ma	Att	Ma	Att	Ma	Att	Ma	Att				No	InEZ	TB	PctTB
Sept 9	NYG	W	6	6	1	1	100.0	0	0	0	0	1	1	0	0	0	0	31	9	31	8	4	1	12.5
Sept 16	@ Mia	W	4	4	3	3	100.0	0	0	2	2	0	0	1	1	0	0	47	13	26, 28, 47	8	3	1	12.5
Sept 23	@ Chi	W	4	4	2	3	66.7	0	0	0	1	1	1	1	0	0	44	10	30, 23b, 44	7	2	0	0.0	
Sept 30	StL	W	5	5	0	0	-	0	0	0	0	0	0	0	0	0	-	5		6	2	1	16.7	
Oct 8	@ Buf	W	1	1	4	4	100.0	0	0	1	1	1	1	1	1	1	1	53	13	47, 29, 37, 53	4	2	0	0.0
Oct 14	NE	L	3	3	2	2	100.0	0	0	1	1	1	1	0	0	0	38	9	38, 23	6	1	0	0.0	
Oct 21	Min	W	3	3	1	2	50.0	0	0	0	0	0	0	1	1	0	1	45	6	50m, 45	5	1	1	20.0
Nov 4	@ Phi	W	5	5	1	1	100.0	0	0	1	1	0	0	0	0	0	22	8	22	7	0	0	0.0	
Nov. 11	@ NYG	W	4	4	1	1	100.0	0	0	0	0	0	0	1	1	0	44	7	44	6	0	0	0.0	
Nov. 18	Was	W	4	4	0	1	0.0	0	0	0	0	0	0	0	0	1	-	4	51m	5	1	0	0.0	
Nov 22	NYJ	W	4	4	2	2	100.0	0	0	1	1	0	0	1	1	0	46	10	46, 27	7	0	0	0.0	
Nov 29	GB	W	4	4	3	3	100.0	0	0	2	2	0	0	0	0	1	51	13	26, 51, 25	8	1	0	0.0	
Dec 9	@ Det	W	4	4	0	1	0.0	0	0	0	0	0	0	0	1	-	4	50m	5	1	0	0.0		
Dec 16	Phi	L	0	0	2	2	100.0	0	0	1	1	1	1	0	0	0	33	6	33, 23	3	0	0	0.0	
Dec 22	@ Car	W	2	2	2	2	100.0	0	0	1	1	0	0	1	1	0	37	8	37, 30	5	0	0	0.0	
Dec 30	@ Was	L	0	0	2	3	66.7	0	0	0	1	2	2	0	0	0	37	6	28m, 37, 30	3	0	0	0.0	
Totals	13-3		53	53	26	31	83.9	0	0	10	12	7	7	7	7	2	5	53	131	93	18	4	4.3	
Playoffs																								
Jan 13	NYG	L	2	2	1	1	100.0	0	0	0	0	1	1	0	0	0	0	34	5	34	4	0	0	0.0
Totals	0-1		2	2	1	1	100.0	0	0	0	0	1	1	0	0	0	0	34	5		4	0	0	0.0

2008 Dallas Cowboys

Date	Opp	W/L	PAT		FG			1-19		20-29		30-39		40-49		50+		LG	Pts	Kick-by-Kick	Kickoffs			
			Ma	Att	Ma	Att	Pct	Ma	Att	Ma	Att	Ma	Att	Ma	Att	Ma	Att				No	InEZ	TB	PctTB
Sept 7	@ Cle	W	4	4	0	0	-	0	0	0	0	0	0	0	0	0	4			5	1	0	0.0	
Sept 15	Phi	W	5	5	2	2	100.0	0	0	0	0	0	0	1	1	1	1	51	11	51, 47	8	0	0	0.0
Sept 21	@ GB	W	3	3	2	2	100.0	0	0	1	1	1	1	0	0	0	39	9	25, 39	6	0	0	0.0	
Sept 28	Was	L	3	3	1	1	100.0	0	0	0	0	1	1	0	0	0	36	6	36	3	2	0	0.0	
Oct 5	Cin	W	4	4	1	1	100.0	0	0	0	0	1	1	0	0	0	30	7	30	6	2	0	0.0	
Oct 12	@ Ari	L	3	3	1	2	50.0	0	0	0	0	0	0	1	1	0	52	6	37m, 52	4	0	0	0.0	
Oct 19	@ StL	L	2	2	0	1	0.0	0	0	0	0	0	0	0	1	0	-	2	46m	3	0	0	0.0	
Oct 26	TB	W	1	1	2	2	100.0	0	0	0	0	1	1	1	1	0	45	7	38, 45	2	1	0	0.0	
Nov 2	@ NYG	L	2	2	0	0	-	0	0	0	0	0	0	0	0	0	-	2		3	0	0	0.0	
Nov 16	@ Was	W	2	2	0	0	-	0	0	0	0	0	0	0	0	0	-	2		3	0	0	0.0	
Nov 23	SF	W	3	3	4	4	100.0	0	0	0	0	0	0	4	4	0	48	15	48, 41, 47, 42	8	0	0	0.0	
Nov 27	Sea	W	4	4	2	2	100.0	0	0	0	0	0	0	2	2	0	42	10	41, 42	7	1	0	0.0	
Dec 7	@ Pit	L	1	1	2	2	100.0	0	0	0	0	1	1	1	1	0	44	7	44, 33	3	0	0	0.0	
Dec 14	NYG	W	2	2	0	0	-	0	0	0	0	0	0	0	0	0	-	2		4	1	0	0.0	
Dec 20	Bal	L	3	3	1	1	100.0	0	0	0	0	1	1	0	0	0	35	6	35	5	0	0	0.0	
Dec 28	@ Phi	L	0	0	2	2	100.0	0	0	0	0	1	1	1	1	0	42	6	37, 42	3	0	0	0.0	
Totals	9-7		42	42	20	22	90.9	0	0	1	1	7	8	10	11	2	2	52	102	73	8	0	0.0	

2009 Dallas Cowboys

Date	Opp	W/L	PAT		FG			1-19		20-29		30-39		40-49		50+		LG	Pts	Kick-by-Kick	Kickoffs			
			Ma	Att	Ma	Att	Pct	Ma	Att	Ma	Att	Ma	Att	Ma	Att	Ma	Att				No	InEZ	TB	PctTB
Sept 13	@ TB	W	4	4	2	2	100.0	0	0	1	1	0	0	0	0	1	51	10	51, 22	0	0	0	-	
Sept 20	NYG	L	4	4	1	1	100.0	0	0	0	0	0	0	1	1	0	47	7	47	0	0	0	-	
Sept 28	Car	W	1	1	2	3	66.7	1	1	1	1	0	0	0	1	0	24	7	40m, 24, 19	0	0	0	-	
Oct 4	@ Den	L	1	1	1	1	100.0	0	0	0	0	0	0	1	1	0	49	4	49	0	0	0	-	
Oct 11	@ KC	W	2	2	2	3	66.7	0	0	2	2	0	0	0	1	0	28	8	40m, 22, 28	0	0	0	-	
Oct 25	Atl	W	4	4	3	3	100.0	0	0	0	0	2	2	1	1	0	46	13	38, 46, 34	0	0	0	-	
Nov 1	Sea	W	5	5	1	2	50.0	0	0	0	0	0	0	1	2	0	40	8	48m, 40	0	0	0	-	
Nov 8	@ Phi	W	2	2	2	2	100.0	0	0	1	1	1	1	0	0	0	33	8	22, 33	0	0	0	-	
Nov 15	@ GB	L	1	1	0	1	0.0	0	0	0	0	0	1	0	0	0	-	1	38m	0	0	0	-	
Nov 22	Was	W	1	1	0	1	0.0	0	0	0	0	0	0	0	1	0	-	1	46m	0	0	0	-	
Nov 26	Oak	W	3	3	1	2	50.0	0	0	0	0	1	1	0	1	0	36	6	36, 49m	0	0	0	-	
Dec 6	@ NYG	L	3	3	1	3	33.3	0	0	0	0	1	1	0	1	0	34	6	34, 57m, 42m	0	0	0	-	
Dec 13	SD	L	2	2	1	2	50.0	0	0	0	0	1	1	0	1	0	31	5	31, 42m	0	0	0	-	
Dec 19	@ NO	W	3	3	1	2	50.0	0	0	0	1	0	0	1	1	0	44	6	44, 24m	0	0	0	-	
Totals	9-5		36	36	18	28	64.3	1	1	5	6	6	7	5	12	1	2	51	90	0	0	0	-	

Released on Dec. 22, 2009



NICK FOLK'S GAME-BY-GAME

2010 N.Y. Jets

Date	Opp	W/L	PAT		FG			1-19		20-29		30-39		40-49		50+		LG	Pts	Kick-by-Kick	Kickoffs				
			Ma	Att	Ma	Att	Pct	Ma	Att	Ma	Att	Ma	Att	Ma	Att	Ma	Att				No	InEZ	TB	PctTB	
Sept 13	Bal	L	0	0	3	3	100.0	0	0	2	2	0	0	1	1	0	0	48	9	23, 28, 48	4	0	0	0.0	
Sept 19	NE	W	2	2	2	2	100.0	0	0	0	0	1	1	1	1	0	0	49	8	49, 36	5	2	0	0.0	
Sept 26	@ Mia	W	4	4	1	2	50.0	0	0	0	0	1	1	0	0	0	1	30	7	61b, 30	6	2	0	0.0	
Oct 3	@ Buf	W	5	5	1	2	50.0	1	1	0	0	0	1	0	0	0	19	8	30m, 19	7	1	1	14.3		
Oct 11	Min	W	2	2	5	5	100.0	0	0	2	2	2	2	0	0	1	1	53	17	25, 53, 22, 34, 31	8	3	0	0.0	
Oct 17	@ Den	W	3	3	1	1	100.0	0	0	0	0	0	0	0	0	1	1	56	6	56	5	5	5	100.0	
Oct 31	GB	L	0	0	0	1	0.0	0	0	0	0	0	1	0	0	0	0	-	0	37m	1	0	0	0.0	
Nov 7	@ Det	W	2	2	3	3	100.0	0	0	0	0	3	3	0	0	0	0	36	11	31, 36, 30	4	3	0	0.0	
Nov 14	@ Cle	W	2	2	2	5	40.0	0	0	2	3	0	0	0	2	0	0	27	8	27, 48m, 24m, 25, 47m	5	1	1	20.0	
Nov 21	Hou	W	3	3	3	4	75.0	0	0	0	0	3	3	0	0	0	1	37	12	37, 33, 53m, 30	7	0	0	0.0	
Nov 25	Cin	W	3	3	1	2	50.0	0	0	1	1	0	0	0	1	0	0	27	6	27, 44m	5	0	0	0.0	
Dec 6	@ NE	L	0	0	1	2	50.0	0	0	0	0	1	1	0	0	0	1	39	3	53m, 39	2	0	0	0.0	
Dec 12	Mia	L	0	0	2	2	100.0	0	0	0	0	1	1	1	1	0	0	42	6	35, 42	3	1	0	0.0	
Dec 19	@ Pit	W	2	2	2	2	100.0	0	0	1	1	1	1	0	0	0	0	34	8	25, 34	5	0	0	0.0	
Dec 26	@ Chi	L	4	4	2	2	100.0	0	0	1	1	1	1	0	0	0	0	34	10	26, 34	7	0	0	0.0	
Jan 2	Buf	W	5	5	1	1	100.0	0	0	1	1	0	0	0	0	0	0	28	8	28	7	0	0	0.0	
Totals			11-5	37	37	30	39	76.9	1	1	10	11	14	16	3	6	2	5	56	127		81	18	7	8.6
Playoffs																									
Jan 8	@ Ind	W	2	2	1	1	100.0	0	0	0	0	1	1	0	0	0	0	32	5	32	3	2	1	33.3	
Jan 16	@ NE	W	4	4	0	1	0.0	0	0	0	0	0	1	0	0	0	0	-	4	30m	5	1	0	0.0	
Jan 23	@ Pit	L	2	2	1	1	100.0	0	0	0	0	0	0	1	1	0	0	42	5	42	4	0	0	0.0	
Totals			2-1	8	8	2	3	66.7	0	0	0	0	1	2	1	1	0	0	42	14		12	3	1	8.3

2011 N.Y. Jets

Date	Opp	W/L	PAT		FG			1-19		20-29		30-39		40-49		50+		LG	Pts	Kick-by-Kick	Kickoffs				
			Ma	Att	Ma	Att	Pct	Ma	Att	Ma	Att	Ma	Att	Ma	Att	Ma	Att				No	InEZ	TB	PctTB	
Sept 11	Dal	W	3	3	2	2	100.0	0	0	0	0	1	1	0	0	1	1	50	9	34, 50	6	5	4	66.7	
Sept 18	Jax	W	3	3	3	3	100.0	0	0	1	1	1	1	1	1	0	0	45	12	38, 45, 23	7	3	1	14.3	
Sept 25	@ Oak	L	3	3	1	1	100.0	0	0	1	1	0	0	0	0	0	0	21	6	21	5	4	2	40.0	
Oct 2	@ Bal	L	2	2	1	1	100.0	0	0	0	0	0	0	1	1	0	0	40	5	40	4	0	0	0.0	
Oct 9	@ NE	L	3	3	0	0	-	0	0	0	0	0	0	0	0	0	0	-	3	-	4	3	1	25.0	
Oct 17	Mia	W	3	3	1	1	100.0	0	0	1	1	0	0	0	0	0	0	28	6	28	5	5	1	20.0	
Oct 23	SD	W	3	3	2	2	100.0	0	0	0	0	2	2	0	0	0	0	35	9	35, 30	6	6	0	0.0	
Nov 6	@ Buf	W	3	3	2	3	66.7	0	0	0	0	0	0	1	1	1	2	50	9	49, 50m, 50	6	2	2	33.3	
Nov 13	NE	L	2	2	0	1	0.0	0	0	0	1	0	0	0	0	0	0	-	2	24m	3	3	1	33.3	
Nov 17	@ Den	L	1	1	2	4	50.0	0	0	1	1	0	0	1	1	0	2	45	7	52m, 21, 61m, 45	4	4	1	25.0	
Nov 27	Buf	W	4	4	0	0	-	0	0	0	0	0	0	0	0	0	0	-	4	-	5	4	2	40.0	
Dec 4	@ Was	W	4	4	2	3	66.7	0	0	0	0	0	0	1	2	1	1	51	10	45, 51, 40m	7	3	0	0.0	
Dec 11	KC	W	5	5	0	0	-	0	0	0	0	0	0	0	0	0	0	-	5	-	6	0	0	0.0	
Dec 18	@ Phi	L	1	1	2	2	100.0	0	0	1	1	1	1	0	0	0	0	39	7	39, 28	5	2	1	20.0	
Dec 24	NYG	L	2	2	0	1	0.0	0	0	0	0	0	0	0	1	0	0	-	2	44m	3	2	0	0.0	
Jan 1	@ Mia	L	2	2	1	1	100.0	0	0	0	0	1	1	0	0	0	0	31	5	31	3	3	1	33.3	
Totals			8-8	44	44	19	25	76.0	0	0	5	6	6	6	5	7	3	6	51	101		79	49	17	21.5

2012 New York Jets

Date	Opp	W/L	PAT		FG			1-19		20-29		30-39		40-49		50+		LG	Pts	Kick-by-Kick	Kickoffs				
			Ma	Att	Ma	Att	Pct	Ma	Att	Ma	Att	Ma	Att	Ma	Att	Ma	Att				No	InEZ	TB	PctTB	
Sept 9	Buf	W	6	6	2	2	100.0	0	0	1	1	1	1	0	0	0	0	39	12	25, 39	9	8	6	66.7	
Sept 16	@ Pit	L	1	1	1	1	100.0	0	0	0	0	1	1	0	0	0	0	38	4	38	3	2	1	33.3	
Sept 23	@ Mia	W	2	2	3	3	100.0	0	0	1	1	2	2	0	0	0	0	33	11	33, 20, 33	5	5	1	20.0	
Sept 30	SF	L	0	0	0	0	-	0	0	0	0	0	0	0	0	0	0	-	0	-	1	1	0	0.0	
Oct 8	Hou	L	2	2	1	1	100.0	0	0	1	1	0	0	0	0	0	0	21	5	21	3	1	0	0.0	
Oct 14	Ind	W	5	5	0	0	-	0	0	0	0	0	0	0	0	0	0	-	5	-	6	3	2	33.3	
Oct 21	@ NE	L	2	2	4	4	100.0	0	0	1	1	0	0	2	2	1	1	54	14	54, 21, 43, 43	8	6	1	12.5	
Oct 28	Mia	L	0	0	1	2	50.0	0	0	0	0	1	2	0	0	0	0	38	3	35b, 38	2	0	0	0.0	
Nov 11	@ Sea	L	1	1	0	0	-	0	0	0	0	0	0	0	0	0	0	-	1	-	2	0	0	0.0	
Nov 18	@ StL	W	3	3	2	4	50.0	0	0	0	1	0	0	0	1	2	2	51	9	51, 26b, 51, 44m	6	5	1	16.7	
Nov 22	NE	L	2	2	1	1	100.0	0	0	0	0	1	1	0	0	0	0	32	5	32	4	0	0	0.0	
Dec 2	Ari	W	1	1	0	2	0.0	0	0	0	0	0	0	0	1	0	1	-	1	46m, 52m	2	1	0	0.0	
Dec 9	@ Jax	W	2	2	1	1	100.0	0	0	0	0	0	0	1	1	0	0	44	5	44	4	3	0	0.0	
Dec 17	@ Ten	L	1	1	1	1	100.0	0	0	1	1	0	0	0	0	0	0	22	4	22	3	1	0	0.0	
Dec 23	SD	L	2	2	1	1	100.0	0	0	0	0	0	0	1	1	0	0	40	5	40	4	4	0	0.0	
Dec 30	@ Buf	L	0	0	3	4	75.0	0	0	2	2	0	1	1	1	0	0	47	9	47, 23, 38, 30b	4	2	0	0.0	
Totals			6-10	30	30	21	27	77.8	0	0	7	8	6	8	5	7	3	4	54	93		66	42	12	18.2



NICK FOLK'S GAME-BY-GAME

2013 New York Jets

Date	Opp	W/L	PAT		FG			1-19		20-29		30-39		40-49		50+		LG	Pts	Kick-by-Kick	Kickoffs				
			Ma	Att	Ma	Att	Pct	Ma	Att	Ma	Att	Ma	Att	Ma	Att	Ma	Att				No	InEZ	TB	PctTB	
Sept 8	TB	W	1	1	3	3	100.0	0	0	0	0	1	1	2	2	0	0	48	10	43, 30, 48	5	4	2	40.0	
Sept 12	@ NE	L	1	1	1	1	100.0	0	0	0	0	1	1	0	0	0	0	37	4	37	3	3	2	66.7	
Sept 22	Buf	W	3	3	2	2	100.0	0	0	0	0	1	1	1	1	0	0	47	9	47, 34	5	5	4	80.0	
Sept 29	@ Ten	L	1	1	2	2	100.0	0	0	0	0	0	0	2	2	0	0	47	7	45, 47	4	4	4	100.0	
Oct 7	@ Atl	W	3	3	3	3	100.0	0	0	1	1	1	1	1	1	0	0	43	12	22, 36, 43	6	5	5	83.3	
Oct 13	Pit	L	0	0	2	2	100.0	0	0	1	1	1	1	0	0	0	0	39	6	25, 39	3	2	1	33.3	
Oct 20	NE	W	3	3	3	3	100.0	0	0	0	0	2	2	1	1	0	0	42	12	37, 37, 42	7	7	3	42.9	
Oct 27	@ Cin	L	0	0	3	3	100.0	0	0	0	0	0	0	2	2	1	1	50	9	45, 47, 50	4	3	0	0.0	
Nov 3	NO	W	2	2	4	4	100.0	0	0	1	1	1	1	2	2	0	0	47	14	39, 21, 47, 45	7	5	4	57.1	
Nov 17	@ Buf	L	2	2	0	1	0.0	0	0	0	0	0	0	0	1	0	0	-	2	48m	3	3	2	66.7	
Nov 24	@ Bal	L	0	0	1	1	100.0	0	0	1	1	0	0	0	0	0	0	27	3	27	2	0	0	0.0	
Dec 1	Mia	L	0	0	1	1	100.0	0	0	1	1	0	0	0	0	0	0	20	3	20	2	2	0	0.0	
Dec 8	Oak	W	4	4	3	3	100.0	0	0	1	1	0	0	1	1	1	1	51	13	41, 23, 51	8	2	0	0.0	
Dec 15	@ Car	L	2	2	2	2	100.0	0	0	0	0	1	1	0	0	1	1	54	8	54, 33	4	2	1	25.0	
Dec 22	Cle	W	3	3	1	2	50.0	0	0	1	1	0	0	0	1	0	0	21	6	21, 49m	4	3	1	25.0	
Dec 29	@ Mia	W	2	2	2	3	66.7	0	0	1	1	1	2	0	0	0	0	35	8	35m, 35, 26	5	2	1	20.0	
Totals			8-8	27	27	33	36	91.7	0	0	8	8	10	11	12	14	3	3	54	126		72	52	30	41.7

2014 New York Jets

Date	Opp	W/L	PAT		FG			1-19		20-29		30-39		40-49		50+		LG	Pts	Kick-by-Kick	Kickoffs				
			Ma	Att	Ma	Att	Pct	Ma	Att	Ma	Att	Ma	Att	Ma	Att	Ma	Att				No	InEZ	TB	PctTB	
Sept 7	Oak	W	1	1	2	2	100.0	0	0	0	0	0	0	2	2	0	0	45	7	45, 42	5	4	2	40.0	
Sept 14	@GB	L	3	3	1	1	100.0	0	0	0	0	0	0	0	0	1	1	52	6	52	5	4	3	60.0	
Sept 22	Chi	L	1	1	4	4	100.0	0	0	2	2	0	0	2	2	0	0	43	13	43, 28, 22, 42	6	4	2	33.3	
Sept 28	Det	L	2	2	1	1	100.0	0	0	1	1	0	0	0	0	0	0	27	5	27	4	4	2	50.0	
Oct 5	@SD	L	0	0	0	0	-	0	0	0	0	0	0	0	0	0	0	-	0		1	1	1	100.0	
Oct 12	Den	L	2	2	1	1	100.0	0	0	0	0	1	1	0	0	0	0	30	5	30	4	4	2	50.0	
Oct 16	@NE	L	1	1	4	5	80.0	0	0	2	2	0	0	2	2	0	1	47	13	22, 47, 46, 27, 58b	6	4	2	33.3	
Oct 26	Buf	L	2	2	1	1	100.0	0	0	0	0	0	0	0	0	1	1	55	5	55	4	3	2	50.0	
Nov 2	@KC	L	1	1	1	1	100.0	0	0	0	0	1	1	0	0	0	0	39	4	39	2	2	0	0.0	
Nov 9	Pit	W	2	2	2	3	66.7	0	0	1	1	1	1	0	1	0	0	30	8	23, 45m, 30	5	4	1	20.0	
Nov 24	@Buf	L	0	0	1	1	100.0	0	0	1	1	0	0	0	0	0	0	27	3	27	2	1	1	50.0	
Dec 1	Mia	L	1	1	2	4	50.0	0	0	0	0	0	0	2	4	0	0	45	7	40, 48m, 45, 45m	4	0	0	0.0	
Dec 7	@Min	L	1	1	5	5	100.0	0	0	2	2	2	2	1	1	0	0	44	16	36, 33, 22, 24, 44	7	3	0	0.0	
Dec 14	@Ten	W	1	1	1	2	50.0	0	0	0	0	0	0	0	0	1	2	51	4	53m, 51	0	0	0	0.0	
Dec 21	NE	L	1	1	3	4	75.0	0	0	2	2	1	1	0	0	0	1	37	10	26, 23, 37, 52b	5	4	0	0.0	
Dec 28	@Mia	W	4	4	3	4	75.0	0	0	2	2	1	1	0	1	0	0	39	13	45m, 26, 23, 39	8	6	3	60.0	
Totals			4-12	23	23	32	39	82.1	0	0	13	13	13	13	9	13	3	6	55	119		68	48	21	30.9

2015 New York Jets

Date	Opp	W/L	PAT		FG			1-19		20-29		30-39		40-49		50+		LG	Pts	Kick-by-Kick	Kickoffs				
			Ma	Att	Ma	Att	Pct	Ma	Att	Ma	Att	Ma	Att	Ma	Att	Ma	Att				No	InEZ	TB	PctTB	
Sept 13	Cle	W	4	4	1	1	100.0	0	0	0	0	1	1	0	0	0	0	34	7	34	6	-	5	83.3	
Sept 21	@Ind	W	2	2	2	3	66.7	0	0	0	0	1	1	1	2	0	0	46	8	35, 48m, 46	5	-	1	20.0	
Sept 27	Phi	L	2	2	1	1	100.0	0	0	0	0	0	0	0	0	1	1	53	5	53	3	-	2	66.7	
Oct 4	@Mia	W	3	3	2	3	66.7	0	0	1	1	0	0	1	2	0	0	48	9	22, 48, 40m,	6	-	0	0.0	
Oct 18	Was	W	4	4	2	3	66.7	0	0	0	0	2	2	0	1	0	0	39	10	35, 39, 49m	7	-	2	28.6	
Oct 25	@NE	L	2	2	3	3	100.0	0	0	1	1	1	1	0	0	1	1	55	11	20, 30, 55	5	-	2	40.0	
Nov 1	@Oak	L	2	2	2	2	100.0	0	0	0	0	1	1	1	1	0	0	40	8	40, 38	5	-	1	20.0	
Nov 8	Jax	W	0	0	0	0	-	0	0	0	0	0	0	0	0	0	0	-	0		0	-	0	0.0	
Totals			5-3	19	19	13	16	81.3	0	0	2	2	6	6	3	6	2	2	55	58		37	-	13	35.1

2016 New York Jets

Date	Opp	W/L	PAT		FG			1-19		20-29		30-39		40-49		50+		LG	Pts	Kick-by-Kick	Kickoffs			
			Ma	Att	Ma	Att	Pct	Ma	Att	Ma	Att	Ma	Att	Ma	Att	Ma	Att				No	InEZ	TB	PctTB
Sept 11	Cin	L	1	2	3	4	75.0	0	0	2	3	0	0	1	1	0	0	45	10	22b, 45, 20, 23	6	-	3	50.0
Sep 15	@Buf	W	4	4	3	3	100.0	0	0	2	2	1	1	0	0	0	0	36	13	28, 29, 36	8	-	3	37.5
Sep 25	@KC	L	0	0	1	1	100.0	0	0	1	1	0	0	0	0	0	0	28	3	28	2	-	0	0.0
Oct 2	Sea	L	2	2	1	1	100.0	0	0	0	0	1	1	0	0	0	0	34	5	34	3	-	1	33.3
Oct 9	@Pit	L	1	1	2	2	100.0	0	0	0	0	1	1	1	1	0	0	48	7	35, 48	4	-	3	75.0
Oct 17	@Ari	L	0	0	1	1	100.0	0	0	0	0	1	1	0	0	0	0	39	3	39	2	-	2	100.0
Oct 23	Bal	W	3	3	1	2	50.0	0	0	1	1	0	0	0	0	0	1	22	6	22, 51b	5	-	5	100.0
Oct 30	@Cle	W	4	4	1	1	100.0	0	0	1	1	0	0	0	0	0	0	24	7	24	6	-	4	66.7
Nov 6	@Mia	L	2	2	3	3	100.0	0	0	3	3	0	0	0	0	0	0	28	11	23, 21, 28	6	-	3	50.0



NICK FOLK'S GAME-BY-GAME

Nov 7	@ Car	W	3	3	1	2	50.0	0	0	0	0	1	1	0	0	0	1	37	6	37, 54M	2	-	1	50.0
Nov 14	Cle	W	6	6	1	1	100.0	0	0	0	0	1	1	0	0	0	0	38	9	38	2	-	0	0.0
Nov 18	@ Atl	W	1	2	4	4	100.0	0	0	0	0	2	2	1	1	1	1	53	13	32, 44, 53, 33	1	-	0	0.0
Nov 28	Ten	W	3	3	5	6	83.3	0	0	2	2	1	1	1	1	2	52	18	22, 37, 44, 53, 28, 52	0	-	0	-	
Dec 6	@ Buf	W	0	0	2	2	100.0	0	0	0	0	1	1	1	1	1	0	41	6	41, 34	4	-	3	75.0
Dec 18	@ Ind	L	2	2	1	1	100.0	0	0	1	1	0	0	0	0	0	0	25	5	25	1	-	0	0.0
Dec 26	Buf	L	3	3	0	0	-	0	0	0	0	0	0	0	0	0	0	-	3	-	0	-	0	-
Jan 2	Jax	W	5	6	1	1	100.0	0	0	0	0	0	0	1	1	0	0	43	8	43	0	-	0	-
Jan 9	@ Mia	L	3	3	1	1	100.0	0	0	0	0	0	0	1	1	0	0	43	6	43	0	-	0	-
Totals	10-7		42	47	36	39	92.3	0	0	9	9	11	11	11	11	5	8	53	150		10	-	4	40.0
Playoffs																								
Jan 15	@ Buf	L	2	2	1	1	100.0	0	0	0	0	0	0	1	1	0	0	44	5	44	2	-	0	0.0
Totals		L	2	2	1	1	100.0	0	0	0	0	0	0	1	1	0	0	44	5		2	-	0	0.0

2022 New England Patriots

Date	Opp	W/L	PAT		FG			1-19		20-29		30-39		40-49		50+		LG	Pts	Kick-by-Kick	Kickoffs			
			Ma	Att	Ma	Att	Pct	Ma	Att	Ma	Att	Ma	Att	Ma	Att	Ma	Att				No	InEZ	TB	PctTB
Sept 11	@ Mia	L	1	1	0	0	-	0	0	0	0	0	0	0	0	0	0	-	1		0	0	0	-
Sept 18	@ Pit	W	2	2	1	2	50.0	0	0	1	1	0	0	0	0	0	1	28	5	28, 52m	0	0	0	-
Sept 25	Bal	L	2	2	2	2	100.0	0	0	0	0	1	1	0	0	1	1	50	8	35, 50	0	0	0	-
Oct 2	@ GB	L	3	3	1	1	100.0	0	0	0	0	1	1	0	0	0	0	37	6	37	1	NA	0	0.0
Oct 9	Det	W	2	2	5	5	100.0	0	0	1	1	3	3	1	1	0	0	44	17	37, 32, 44, 37, 29	0	0	0	-
Oct 16	@ Cle	W	5	5	1	2	50.0	1	1	0	0	0	0	0	1	0	0	19	8	19, 45m	0	0	0	-
Oct 24	Chi	L	2	2	0	0	-	0	0	0	0	0	0	0	0	0	0	-	2		0	0	0	-
Oct 30	@ NYJ	W	1	1	5	5	100.0	0	0	0	0	1	1	3	3	1	1	52	16	31, 42, 49, 45, 52	0	0	0	-
Nov 6	Ind	W	2	2	4	4	100.0	0	0	1	1	0	0	3	3	0	0	49	14	34, 46, 23, 25	0	0	0	-
Nov 20	NYJ	W	1	1	1	3	33.3	0	0	1	1	0	0	0	2	0	0	24	4	24, 44m, 43m	3	NA	0	-
Nov 24	@ Min	L	2	2	4	4	100.0	0	0	2	2	1	1	1	1	0	0	46	14	34, 46, 23, 25	7	NA	1	14.3
Dec 1	Buf	L	1	1	1	2	50.0	0	0	0	0	1	1	0	1	0	0	39	4	48m, 39	0	0	0	-
Dec 12	@ Ari	W	3	3	2	2	100.0	0	0	1	1	0	0	0	0	1	1	51	9	51, 23	5	NA	0	0.0
Dec 18	@ LV	L	1	1	3	3	100.0	0	0	1	1	0	0	1	1	1	1	54	10	24, 47, 54	6	NA	0	0.0
Dec 24	Cin	L	0	2	0	0	-	0	0	0	0	0	0	0	0	0	0	-	0		0	0	0	-
Jan 1	Mia	W	2	3	1	1	100.0	0	0	0	0	0	0	1	1	0	0	49	5	49	5	NA	2	40.0
Jan 8	Buf	L	2	2	1	1	100.0	0	0	1	1	0	0	0	0	0	0	24	5	24	5	NA	0	0.0
Totals	8-9		32	35	32	37	82.9	1	1	9	9	8	8	10	14	4	5	54	128		32	10	3	9.4

2023 Tennessee Titans

Date	Opp	W/L	PAT		FG			1-19		20-29		30-39		40-49		50+		LG	Pts	Kick-by-Kick	Kickoffs			
			Ma	Att	Ma	Att	Pct	Ma	Att	Ma	Att	Ma	Att	Ma	Att	Ma	Att				No	InEZ	TB	PctTB
Sept 10	@ NO	L	0	0	5	5	100.0	0	0	2	2	1	1	1	1	1	1	50	15	50, 27, 31, 45, 29	6	2	1	16.7
Sept 17	LAC	W	3	3	2	2	100.0	0	0	0	0	1	1	1	1	0	0	41	9	33, 41	5	4	4	80.0
Sept 24	@ Cle	L	0	0	1	1	100.0	0	0	0	0	0	0	1	1	0	0	44	3	44	2	2	1	50.0
Oct 1	Cin	W	3	3	2	2	100.0	0	0	0	0	1	1	0	0	1	1	53	9	53, 35	6	5	5	83.3
Oct 8	@ Ind	L	1	1	3	3	100.0	0	0	1	1	1	1	0	0	1	1	53	10	27, 53, 34	5	3	3	60.0
Oct 15	Bal	L	1	1	3	3	100.0	0	0	2	2	1	1	0	0	0	0	38	10	26, 27, 38	5	4	2	40.0
Oct 29	Atl	W	4	4	0	0	-	0	0	0	0	0	0	0	0	0	0	-	4		5	4	3	60.0
Nov 2	@ Pit	L	1	1	3	3	100.0	0	0	0	0	2	2	1	1	0	0	48	10	36, 36, 48	4	3	2	50.0
Nov 12	@ TB	L	0	0	2	3	66.7	0	0	1	1	1	1	0	0	0	1	38	6	38, 51wr, 27	3	3	3	100.0
Nov 19	@ Jax	L	2	2	0	0	-	0	0	0	0	0	0	0	0	0	0	-	2		3	1	1	33.3
Nov 26	Car	W	2	2	1	1	100.0	0	0	0	0	0	0	0	0	1	1	53	5	53	3	1	0	0.0
Dec 3	Ind	L	2	3	2	2	100.0	0	0	1	1	0	0	1	1	0	0	46	8	24, 46	6	5	5	83.3
Dec 11	@ Mia	W	2	2	2	2	100.0	0	0	2	2	0	0	0	0	0	0	28	8	28, 23	5	2	1	20.0
Dec 17	Hou	L	1	2	1	1	100.0	0	0	0	0	0	0	1	1	0	0	45	4	45	4	3	1	25.0
Dec 24	Sea	L	2	2	1	1	100.0	0	0	0	0	1	1	0	0	0	0	33	5	33	0	0	0	-
Dec 31	@ Hou	L	0	0	1	1	100.0	0	0	0	0	0	0	0	0	1	1	53	3	53	0	0	0	-
Jan 7	Jax	W	4	4	0	0	-	0	0	0	0	0	0	0	0	0	0	-	4		0	0	0	-
Totals	6-11		28	30	29	30	96.7	0	0	9	9	9	9	6	6	5	6	53	115		62	42	32	51.6



NICK FOLK'S NFL STATISTICS

REGULAR SEASON			PAT		FG			1-19		20-29		30-39		40-49		50+		Kickoffs					
Date	Team	GP	Ma	Att	Ma	Att	Pct	Ma	Att	Ma	Att	Ma	Att	Ma	Att	Ma	Att	LG	Pts	No	InEZ	TB	PctTB
2007	Dallas	16	53	53	26	31	83.9	0	0	10	12	7	7	7	7	2	5	53	131	93	18	4	4.3
2008	Dallas	16	42	42	20	22	90.9	0	0	1	1	7	8	10	11	2	2	52	102	73	8	0	0.0
2009	Dallas	14	36	36	18	28	64.3	1	1	5	6	6	7	5	12	1	2	51	90	0	0	0	-
2010	N.Y. Jets	16	37	37	30	39	76.9	1	1	10	11	14	16	3	6	2	5	56	127	81	18	7	8.6
2011	N.Y. Jets	16	44	44	19	25	76.0	0	0	5	6	6	6	5	7	3	6	51	101	79	49	17	21.5
2012	N.Y. Jets	16	30	30	21	27	77.8	0	0	7	8	6	8	5	7	3	4	54	93	66	42	12	18.2
2013	N.Y. Jets	16	27	27	33	36	91.7	0	0	8	8	10	11	12	14	3	3	54	126	72	52	30	41.7
2014	N.Y. Jets	16	23	23	32	39	82.1	0	0	13	13	7	7	9	13	3	6	55	119	68	48	21	30.9
2015	N.Y. Jets	8	19	19	13	16	81.3	0	0	2	2	6	6	3	6	2	2	55	58	37	10	13	35.1
2016	N.Y. Jets	16	24	26	27	31	87.1	0	0	12	13	10	11	3	3	2	4	51	105	69	33	39	56.5
2017	Tampa Bay	4	7	9	6	11	54.5	0	0	2	2	1	2	2	5	1	2	50	25	17	3	13	76.5
2019	New England	7	12	12	14	17	82.4	1	1	5	5	3	3	4	7	1	1	51	54	1	0	0	0.0
2020	New England	16	30	33	26	28	92.9	0	0	6	6	7	7	11	12	2	3	51	108	3	0	0	0.0
2021	New England	17	42	47	36	39	92.3	0	0	9	9	11	11	11	11	5	8	53	150	10	6	4	40.0
2022	New England	17	32	35	32	37	86.5	1	1	9	9	8	8	10	14	4	5	54	128	32	10	3	56.2
2023	Tennessee	17	28	30	29	30	96.7	0	0	9	9	9	9	6	6	5	6	53	115	62	42	32	51.6
NFL Totals		228	486	503	382	456	83.8	4	4	113	120	118	127	106	141	41	64	56	1,632	763	339	195	25.6

PLAYOFFS			PAT		FG			1-19		20-29		30-39		40-49		50+		Kickoffs					
Date	Team	GP	Ma	Att	Ma	Att	Pct	Ma	Att	Ma	Att	Ma	Att	Ma	Att	Ma	Att	LG	Pts	No	InEZ	TB	PctTB
2007	Dallas	1	2	2	1	1	100.0	0	0	0	0	1	1	0	0	0	0	34	5	4	0	0	0.0
2010	N.Y. Jets	3	8	8	2	3	66.7	0	0	0	0	1	2	1	1	0	0	42	14	12	3	1	8.3
2019	New England	1	1	1	2	2	100.0	0	0	1	1	1	1	0	0	0	0	36	7	0	0	0	-
2021	New England	1	2	2	1	1	100.0	0	0	0	0	0	0	1	1	0	0	44	5	2	0	0	0.0
Playoff Totals		6	13	13	6	7	85.7	0	0	1	1	3	4	2	2	0	0	44	31	18	3	1	5.6

Single-Game Highs

Field Goals Made - 5 (Five times, last at New Orleans 9/10/23)
 Field Goal Attempts - 6 vs. Tennessee (11/28/21)
 Longest Field Goal - 56 at Denver (10/17/10)
 PATs Made - 6 (Five times, last vs. Cleveland 11/14/21)
 PATs Attempted - 7 vs. N.Y. Jets (10/24/21)
 Points - 18 vs. Tennessee (11/28/21)
 Special Teams Tackles - 1 (2007), 1 (2008), 1 (2010), 1 (2016)

Playoff Single-Game Highs

Field Goals Made - 2 vs. Tennessee (1/4/20)
 Field Goal Attempts - 2 vs. Tennessee (1/4/20)
 Longest Field Goal - 44 at Buffalo (1/15/22)
 PATs Made - 4 at New England (1/16/11)
 PATs Attempted - 4 at New England (1/16/11)
 Points - 7 vs. Tennessee (1/4/20)

Additional Statistics

Punts - 2 for 81 yards with a 41-yard long (2023)

Regular Season Game-Winning Field Goals (12)*

10/8/07 at Buffalo (53 yards)
 11/7/10 at Detroit (30 yards, OT)
 9/11/11 vs. Dallas (50 yards)
 9/23/12 at Miami (33 yards, OT)
 9/8/13 vs. Tampa Bay (48 yards)
 10/7/13 at Atlanta (43 yards)
 10/20/13 vs. New England (42 yards, OT)
 10/1/17 vs. N.Y. Giants (34 yards)
 11/9/20 at N.Y. Jets (51 yards)
 11/29/20 vs. Arizona (50 yards)
 10/10/21 at Houston (21 yards)
 9/17/23 vs. L.A. Chargers (41 yards, OT)

Playoff Game-Winning Field Goals (1)*

1/8/11 at Indianapolis (32 yards)

* A game-winning field goal is defined as one that was the final score of the game and gave the kicker's team the lead at any time in the fourth quarter or overtime.




25 ERIC GARROR

DEFENSIVE BACK • 5'8" • 174 LBS

COLLEGE: LOUISIANA-LAFAYETTE • ACQUIRED: FREE AGENT - 2023

NFL EXPERIENCE (NFL/TITANS): 2/2 • HOMETOWN: MOBILE, ALA.

GAMES PLAYED/GAMES STARTED: 12/4 (PLAYOFFS: 0/0)



PRO: The Titans signed Eric Garror as an undrafted free agent following a rookie camp tryout to add speed and depth to the defensive back rotation as well as the special teams room. As a rookie in 2023, he appeared in 12 games with four starts at cornerback. Also returned 21 punts for a team-best 159 yards. The 5-foot-8-inch, 174-pounder appeared in 62 games over five seasons at Louisiana-Lafayette and totaled 129 tackles, 35 passes defended and nine interceptions. The Mobile, Ala., native also returned 93 punts for 778 yards and three touchdowns during his collegiate career.

CAREER HIGHLIGHTS:

- As a rookie in 2023, Garror returned 21 punts for a team-best 159 yards.
- In 2021, Garror was a member of the Sun Belt Championship team at Louisiana-Lafayette. In the title game against Appalachian State, he recorded a pass breakup. The team also won the New Orleans Bowl that year.
- Returned two punts for touchdowns during his final season, including an 83-yarder in the season opener that earned him the Louisiana Sports Writers Association's Special Teams Player of the Week honor.

TITANS TIDBITS:

- The Louisiana-Lafayette product had a unique journey to the NFL. After going undrafted, Garror was invited to a rookie camp tryout by the Titans where he made an early impression. Garror continued to compete all the way through training camp before landing on the practice squad during final roster selection.

CAREER TRANSACTIONS:

- The Mobile, Ala., native was signed by the Titans as an undrafted free agent on May 15, 2023.
- Waived by the Titans on Aug. 29, 2023 and added to the practice squad a day later.
- Activated from the practice squad to the active roster standard elevation on Sept. 16, 2023.
- Signed by the Titans to the active roster from the practice squad on Oct. 28, 2023.

SEASON RECAPS:

- 2023 (12/4):** Played in 12 games with four starts at cornerback as a rookie and registered 22 tackles, two quarterback pressures, two passes defended and a stop for loss. Returned 21 punts for a team-best 159 yards with a long return of 15 yards. Spent five games on the Titans' practice squad. Tied for the team lead in passes defended once in 2023 (vs. SEA). Made his NFL debut against the L.A. Chargers (9/17/23).
- Against L.A. Chargers (9/17), saw action as a reserve on special teams in his first career NFL contest.
 - Against Atlanta (10/29), made his first career start as the nickelback and notched four tackles with a quarterback pressure. Served as the team's punt returner, totaling 32 yards on five returns for a 6.4-yard average.
 - At Tampa Bay (11/12), saw action as a reserve at cornerback and collected five tackles, including a stop for loss and a quarterback pressure. Returned three punts for 23 yards with a long return of 15 yards. Teamed with Monty Rice to stuff Chase Edmonds for a two-yard loss on a short pass in the second quarter.
 - Against Indianapolis (12/3), returned four punts for 36 yards with a long return of 15 yards.

- At Miami (12/11), saw action as a reserve at cornerback and notched a tackle. Returned four punts for 30 yards with a long return of 14 yards.
- Against Houston (12/17), saw significant action as a reserve at cornerback and tallied three tackles with a pass defended. Broke up a pass intended for Xavier Hutchinson along the sideline late in the fourth quarter.
- Against Seattle (12/24), started at cornerback and produced two tackles with a pass defended. Helped end a Seahawks' drive by breaking up a third-and-11 pass intended for Jake Bobo in the first stanza.
- At Houston (12/31), started at cornerback and recorded two tackles.

COLLEGE:

- Appeared in 62 games over five seasons at Louisiana-Lafayette (2018-22) and recorded 129 tackles, three tackles for loss, 35 passes defended, one sack and nine interceptions. Also returned 93 punts for 778 yards and three touchdowns.
- As a graduate (2022), played in 13 games and recorded 26 tackles, two interceptions and eight passes defended. Also returned 26 punts for 392 yards and two touchdowns. His 15.1 yards per punt return was the third-best in the nation. Also returned three kickoffs for 51 yards. Was one of four players to return two punts for touchdowns. Earned first team All-Sun Belt Conference.
- As a senior (2021), appeared in 14 games. Tallied 23 tackles, two interceptions and nine passes defended. Returned 24 punts for 139 yards and three kickoffs for 38 yards. Earned second-team All-Sun Belt Conference honors.
- As a junior (2020), started in 10 games and finished with 23 tackles, three interceptions and six passes defended. Returned 20 punts for 156 yards and one touchdown. His three interceptions tied for the second most on the team, eighth most in the Sun Belt and 31st most nationally. His return yardage ranked 16th nationally, while he tied for fourth nationally with his one score. Also returned one kickoff for 28 yards. Earned third team All-Sun Belt Conference honors.
- As a sophomore (2019), started in all 14 games and recorded 35 tackles, half a tackle for loss and eight passes defended. Returned 25 punts for 127 yards and one kickoff for 10 yards. Ranked third in the Sun Belt and 30th in FBS with a 6.7 punt return yards per game.
- As a freshman (2018), appeared in 11 games. Tallied 22 tackles, one sack, two interceptions and four passes defended.
- Graduated with a degree in general studies from Louisiana-Lafayette in December 2022.

PERSONAL:

- Attended McGill Toolen (Ala.) High School where he lettered in football and basketball.
- Finished his senior season with 29 tackles and four interceptions while on defense and also finished with 220 receiving yards and two touchdowns.
- Was part of the AHSAA All-State team and was an All-Coastal Alabama performer.
- Follow Garror on X at @ericgarror5 and on Instagram at @egarror_7.
- Born Eric Kyleed Cameron Garror on March 31, 2000 in Mobile, Ala.



ERIC GARROR'S GAME-BY-GAME

2023 Tennessee Titans

Date	Opp	W/L	P/S	Tot	Solo	Asst	Sk	- Yds	QBP	TFL	Int	- Yds	-TD	PD	FF	FR	- Yds	SpT	
Sept 10	@ NO	L	PS																
Sept 17	LAC	W	p	0	0	0	0.0	0.0	0	0	0	0	0	0	0	0	0	0	0
Sept 24	@ Cle	L	PS																
Oct 1	Cin	W	PS																
Oct 8	@ Ind	L	PS																
Oct 15	Bal	L	PS																
Oct 29	Atl	W	S	4	4	0	0.0	0.0	1	0	0	0	0	0	0	0	0	0	0
Nov 2	@ Pit	L	p	1	1	0	0.0	0.0	0	0	0	0	0	0	0	0	0	0	0
Nov 12	@ TB	L	p	5	4	1	0.0	0.0	1	1	0	0	0	0	0	0	0	0	0
Nov 19	@ Jax	L	p	2	1	1	0.0	0.0	0	0	0	0	0	0	0	0	0	0	0
Nov 26	Car	W	p	0	0	0	0.0	0.0	0	0	0	0	0	0	0	0	0	0	0

Dec 3	Ind	L	p	0	0	0	0.0	0.0	0	0	0	0	0	0	0	0	0	0	0
Dec 11	@ Mia	W	p	1	1	0	0.0	0.0	0	0	0	0	0	0	0	0	0	0	0
Dec 17	Hou	L	p	3	3	0	0.0	0.0	0	0	0	0	0	0	0	1	0	0	0
Dec 24	Sea	L	S	2	2	0	0.0	0.0	0	0	0	0	0	0	0	1	0	0	0
Dec 31	@ Hou	L	S	2	2	0	0.0	0.0	0	0	0	0	0	0	0	0	0	0	0
Jan 7	Jax	W	S	2	1	1	0.0	0.0	0	0	0	0	0	0	0	0	0	0	0
Totals				6-11	12/4	22	19	3	0.0	0.0	2	1	0	0	0	2	0	0	0

ERIC GARROR'S RETURN GAME-BY-GAME

2023 Tennessee Titans

Date	Opp	W-L	P/S	PUNT RETURNS					KICKOFF RETURNS											
				No	FC	Yds	Avg	Lg	TD	No	Yds	Avg	Lg	TD						
Sept 10	@ NO	L	PS																	
Sept 17	LAC	W	p	0	0	0	-	0	0	0	0	-	0	0	0	0	0	0	0	0
Sept 24	@ Cle	L	PS																	
Oct 1	Cin	W	PS																	
Oct 8	@ Ind	L	PS																	
Oct 15	Bal	L	PS																	
Oct 29	Atl	W	S	5	1	32	6.4	15	0	0	0	-	0	0	0	0	0	0	0	
Nov 2	@ Pit	L	p	2	1	7	3.5	8	0	0	0	-	0	0	0	0	0	0	0	
Nov 12	@ TB	L	p	3	1	23	7.7	15	0	0	0	-	0	0	0	0	0	0	0	

Nov 19	@ Jax	L	p	1	0	15	15.0	15	0	0	0	-	0	0	0	0	0	0	0
Nov 26	Car	W	p	2	1	16	8.0	11	0	0	0	-	0	0	0	0	0	0	0
Dec 3	Ind	L	p	4	0	36	9.0	15	0	0	0	-	0	0	0	0	0	0	0
Dec 11	@ Mia	W	p	4	1	30	7.5	14	0	0	0	-	0	0	0	0	0	0	0
Dec 17	Hou	L	p	0	0	0	-	0	0	0	0	-	0	0	0	0	0	0	0
Dec 24	Sea	L	S	0	0	0	-	0	0	0	0	-	0	0	0	0	0	0	0
Dec 31	@ Hou	L	S	0	0	0	-	0	0	0	0	-	0	0	0	0	0	0	0
Jan 7	Jax	W	S	0	0	0	-	0	0	0	0	-	0	0	0	0	0	0	0
Totals				6-11	12/4	21	5	159	7.6	15	0	0	0	0	0	0	0	0	0

ERIC GARROR'S NFL STATISTICS

REGULAR SEASON

Year	Team	GP	GS	TACKLES					INTERCEPTIONS					FUMBLES					
				Tot	Solo	Asst	Sk	Yds	QBP	TFL	No	Yds	Lg	TD	PD	FF	FR	Yds	SpT
2023	Tennessee	12	4	22	19	3	0.0	0.0	2	1	0	0	0	0	2	0	0	0	0
NFL Totals		12	4	22	19	3	0.0	0.0	2	1	0	0	0	0	2	0	0	0	0

REGULAR SEASON

Year	Team	PUNT RETURNS					KICKOFF RETURNS					
		No	FC	Yds	Avg	Lg	TD	No	Yds	Avg	Lg	TD
2023	Tennessee	21	5	159	7.6	15	0	0	0	-	0	0
NFL Totals		21	5	159	7.6	15	0	0	0	-	0	0

Single-Game Highs

Tackles - 5 at Tampa Bay (11/12/23)
 Quarterback Pressures - 1 (Twice, last at Tampa Bay 11/12/23)
 Tackles for Loss - 1 at Tampa Bay (11/12/23)
 Passes Defensed - 1 (Twice, last vs. Seattle 12/24/23)

Punt Returns - 5 vs. Atlanta (10/29/23)
 Punt Return Yards - 36 vs. Indianapolis (12/3/23)
 Punt Return Long - 15 (Four times, last vs. Indianapolis (12/3/23)




50 JACK GIBBENS

LINEBACKER • 6'3" • 242 LBS

COLLEGE: MINNESOTA • ACQUIRED: FREE AGENT - 2022

NFL EXPERIENCE (NFL/TITANS): 2/2 • HOMETOWN: BULVERDE, TEXAS

GAMES PLAYED/GAMES STARTED: 19/15 (PLAYOFFS: 0/0)



PRO: The Titans signed Jack Gibbens as an undrafted free agent following the 2022 NFL Draft. The 6-foot-3-inch, 242-pounder was waived during final roster cuts in 2022 and rejoined the practice squad in Week 2. He would eventually appear in five games with two starts as a rookie. In 2023, he won a starting job at inside linebacker during training camp and went on to play in 14 games with 13 starts. Prior to entering the NFL, he appeared in 13 games with 13 starts in one season at Minnesota. The Bulverde, Texas, native transferred to Minnesota after four seasons at Abilene Christian (2017-20) where he saw action in 39 games.

CAREER HIGHLIGHTS:

- In 2023, Gibbens ranked second on the Titans defense with 92 total tackles. He added one sack, seven quarterback pressures, three tackles for loss, three passes defended and three stops on special teams.

TITANS TIDBITS:

- As a rookie, he was nicknamed 'Dr. Gibby' by then-head coach Mike Vrabel because of Gibbens' intelligence.
- Gibbens spent time working as a financial analysis intern and served as a teaching and research assistant during college.
- While in college, Gibbens volunteered with two organizations: New Horizons, which helps children through counseling, foster care, and adoption; and Palm House, which provides neighborhood resources.

CAREER TRANSACTIONS:

- The Bulverde, Texas, native was signed by the Titans as a rookie free agent on May 13, 2022.
- Waived by the Titans on Aug. 30, 2022.
- Signed by the Titans to the team's practice squad on Sept. 12, 2022.
- Signed by the Titans to the team's active roster off of the practice squad on Dec. 10, 2022.

SEASON RECAPS:

2023 (14/13): Saw action in 14 games with 13 starts at linebacker and ranked second on the team with a career-high 92 tackles. Added a sack, seven quarterback pressures, three stops for loss, three passes defended and three special teams stops. Placed on injured reserve on Dec. 23 and missed the final three contests. Led the team in tackles twice in 2023 (vs. CIN, vs. IND). Tied for the team lead in passes defended once in 2023 (vs. CAR).

- At New Orleans (9/10), started at linebacker and notched six tackles, including a stop for loss. Registered a special teams tackle on coverage units. Teamed with Azeez Al-Shaair to stuff Jamaal Williams for a one-yard loss on a rush off right tackle in the third quarter.
- At Cleveland (9/24), tallied seven tackles to go along with his first two career quarterback pressures. Registered a special teams stop.
- Against Cincinnati (10/1), led the team with a career-high-tying 10 tackles to go along with a pass defended. Batted down a pass intended for Ja'Marr Chase in the second quarter.
- At Indianapolis (10/8), recorded a career-high-tying 10 tackles. Combined with Amani Hooker to stuff Zack Moss for no gain on a rush off left tackle in the second quarter.
- In London, against Baltimore (10/15), registered nine tackles and a quarterback pressure. Forced the Ravens to settle for a field goal by combining with Jaleel Johnson to stonewall Gus Edwards for no gain on a third-and-one rush early in the opening quarter.

- Against Atlanta (10/29), notched five tackles, including his first career sack and a quarterback pressure. Collected his first career sack by dropping Desmond Ridder for a nine-yard loss in the second quarter.
- Against Carolina (11/26), started at linebacker and posted two tackles, a quarterback pressure and a pass defended. Teamed with Sean Murphy-Bunting to break up a pass intended for Adam Thielen in the second quarter.
- Against Indianapolis (12/3), led the team with a career-high 13 tackles to go along with a pass defended and a quarterback pressure. Deflected a pass intended for Michael Pittman Jr. early in the second quarter.
- At Miami (12/11), notched five tackles on defense and a special teams stop on coverage units. Stuffed De'Von Achane for no gain on a short pass in the final stanza.
- Against Houston (12/17), tallied eight tackles, including a stop for loss and a quarterback pressure. Teamed with Azeez Al-Shaair to stonewall Andrew Beck for a five-yard loss on a short pass in the second quarter. Combined with Roger McCreary to stuff Devin Singletary for a one-yard loss on a rush off left end in the third quarter.

2022 (5/2): Appeared in five games with two starts at linebacker as a rookie and registered 27 tackles, an interception and a special teams stop. Spent 11 games on the team's practice squad before being elevated to the active roster on Dec. 10. Saw action in his first career NFL contest against Jacksonville (12/11/22).

- Against Jacksonville (12/11), made his NFL debut as a reserve at linebacker and on special teams.
- At L.A. Chargers (12/18), played as a reserve at linebacker and recorded six tackles.
- Against Houston (12/24), saw significant action as a reserve at linebacker and notched seven tackles with his first career interception. Posted a special teams tackle on coverage units. Combined with Denico Autry to stonewall Royce Freeman for a three-yard loss on a rush off left tackle in the third stanza. Intercepted a Davis Mills pass that was deflected by Tre Avery in the third quarter.
- Against Dallas (12/29), made his first career NFL start at linebacker and collected a career-high 10 tackles. Teamed with Tair Tart to stuff Ezekiel Elliott for no gain on a rush off left guard in the opening stanza. Forced a Cowboys' field goal by combining with Tarell Basham to stonewall Elliott for a three-yard loss on a rush up the middle late in the first quarter. Stopped Elliott for no gain on a rush off left end early in the third period.
- At Jacksonville (1/7), started at middle linebacker and totaled four tackles.

COLLEGE:

- Appeared in 13 games with 13 starts in one season at Minnesota (2021) and tallied 92 tackles, 4.5 tackles for loss, three passes defended and one forced fumble. Earned All-Big Ten honorable mention recognition.
- Transferred to Minnesota after playing four seasons at Abilene Christian (2017-20) where he saw action in 39 games and recorded 257 tackles, 22 tackles for loss, seven sacks, five interceptions, 16 passes defended, one forced fumble, three fumble recoveries and one blocked kick.
- As a redshirt senior (2021), started all 13 games in his lone season at Minnesota and amassed 92 tackles, 4.5 tackles for loss, three passes defended and one forced fumble. Earned All-Big Ten honorable mention recognition. Transferred to Minnesota from Abilene Christian.
- As a senior (2020), saw action in six contests and notched 49 tackles,



4.5 tackles for loss, two sacks, one interception, one forced fumble, two fumble recoveries and one blocked kick.

- As a junior (2019), appeared in 12 games and tallied a career-high 104 tackles. Added 8.5 tackles for loss, 2.5 sacks, a career-best two interceptions, eight passes defended and one fumble recovery.
- As a sophomore (2018), played in 11 games and amassed 77 tackles, 8.5 tackles for loss, 2.5 sacks, one interception and six passes defended. Earned Southland Conference honorable mention accolades.
- As a freshman (2017), saw action in 10 contests and notched 27 tackles, 0.5 tackle for loss and one interception.
- Graduated from Abilene Christian in August 2020 with a degree in accounting and finance.
- Graduated from Minnesota in December 2021 with a master's in accounting.

PERSONAL:

- Attended Smithson Valley (Texas) High School where he was named first team all-district as a senior.
- His combined stats during his junior and senior seasons included 228 tackles, 28 tackles for loss and seven sacks.
- Married to Colleen.
- Has two brothers, Will and Brad, and two sisters, Victoria and Kristin.
- Son of Dan and Jeri Gibbens.
- Follow Gibbens on X at @johngibbens18 and on Instagram at @jack.gibbens.
- Born John Wyatt Gibbens on Nov. 24, 1998 in Bulverde, Texas.

JACK GIBBENS' GAME-BY-GAME

2022 Tennessee Titans

Date	Opp	W/L	P/S	Tot Solo Asst	Sk	- Yds	QBP	TFL	Int	- Yds	-TD	PD	FF	FR	- Yds	SpT
Sept 19	@ Buf	L	PS													
Sept 25	LV	W	PS													
Oct 2	@ Ind	W	PS													
Oct 9	@ Was	W	PS													
Oct 23	Ind	W	PS													
Oct 30	@ Hou	W	PS													
Nov 6	@ KC	L	PS													
Nov 13	Den	W	PS													
Nov 17	@ GB	W	PS													
Nov 27	Cin	L	PS													
Dec 4	@ Phi	L	PS													
Dec 11	Jax	L	p	0	0	0	0.0	0.0	0	0	0	0	0	0	0	0
Dec 18	@ LAC	L	p	6	3	3	0.0	0.0	0	0	0	0	0	0	0	0
Dec 24	Hou	L	p	7	4	3	0.0	0.0	0	0	1	7	0	1	0	0
Dec 29	Dal	L	S	10	5	5	0.0	0.0	0	0	0	0	0	0	0	0
Jan 7	@ Jax	L	S	4	4	0	0.0	0.0	0	0	0	0	0	0	0	0
Totals	7-9	5/2		27	16	11	0.0	0.0	0	0	1	7	0	1	0	0

2023 Tennessee Titans

Date	Opp	W/L	P/S	Tot Solo Asst	Sk	- Yds	QBP	TFL	Int	- Yds	-TD	PD	FF	FR	- Yds	SpT
Sept 10	@ NO	L	S	6	5	1	0.0	0.0	0	1	0	0	0	0	0	0
Sept 17	LAC	W	S	5	3	2	0.0	0.0	0	0	0	0	0	0	0	0
Sept 24	@ Cle	L	S	7	4	3	0.0	0.0	2	0	0	0	0	0	0	0
Oct 1	Cin	W	S	10	4	6	0.0	0.0	0	0	0	0	0	1	0	0
Oct 8	@ Ind	L	S	10	7	3	0.0	0.0	0	0	0	0	0	0	0	0
Oct 15	Bal	L	S	9	6	3	0.0	0.0	1	0	0	0	0	0	0	0
Oct 29	Atl	W	S	5	3	2	1.0	9.0	1	1	0	0	0	0	0	0
Nov 2	@ Pit	L	S	6	4	2	0.0	0.0	0	0	0	0	0	0	0	0
Nov 12	@ TB	L	S	2	0	2	0.0	0.0	0	0	0	0	0	0	0	0
Nov 19	@ Jax	L	p	4	1	3	0.0	0.0	0	0	0	0	0	0	0	0
Nov 26	Car	W	S	2	2	0	0.0	0.0	1	0	0	0	0	1	0	0
Dec 3	Ind	L	S	13	9	4	0.0	0.0	1	0	0	0	0	1	0	0
Dec 11	@ Mia	W	S	5	3	2	0.0	0.0	0	0	0	0	0	0	0	0
Dec 17	Hou	L	S	8	3	5	0.0	0.0	1	1	0	0	0	0	0	0
Dec 24	Sea															
Dec 31	@ Hou															
Jan 7	Jax															
Totals	5-9	14/13		92	54	38	1.0	9.0	7	3	0	0	0	3	0	0

Placed on injured reserve on Dec. 23

JACK GIBBENS' NFL STATISTICS

REGULAR SEASON

Year	Team	GP	GS	TACKLES				Sk	Yds	QBP	TFL	INTERCEPTIONS				FUMBLES			
				Tot	Solo	Asst						No	Yds	Lg	TD	PD	FF	FR	Yds
2022	Tennessee	5	2	27	16	11	0.0	0.0	0	0	1	7	7	0	1	0	0	0	1
2023	Tennessee	14	13	92	54	38	1.0	9.0	7	3	0	0	0	0	3	0	0	0	3
NFL Totals		19	15	119	70	49	1.0	9.0	7	3	1	7	7	0	4	0	0	0	4

Single-Game Highs

Tackles - 13 vs. Indianapolis (12/3/23)

Sacks - 1 vs. Atlanta (10/29/23)

Interceptions - 1 vs. Houston (12/24/22)

Quarterback Pressures - 2 at Cleveland (9/24/23)

Passes Defensed - 1 (Four times, last vs. Indianapolis 12/3/23)

Special Teams Tackles - 1 (Four times, last at Miami 12/11/23)



57 LUKE GIFFORD

LINEBACKER • 6'3" • 243 LBS

COLLEGE: NEBRASKA • ACQUIRED: UNRESTRICTED FREE AGENT - 2023 (DAL)

NFL EXPERIENCE (NFL/TITANS): 6/2 • HOMETOWN: LINCOLN, NEB.

GAMES PLAYED/GAMES STARTED: 57/1 (PLAYOFFS: 3/0)



PRO: Luke Gifford joined the Titans as an unrestricted free agent in 2023 after spending his first four seasons with the Dallas Cowboys. The 6-foot-3-inch, 243-pounder is a rangy linebacker that has excelled on special teams coverage units during his NFL career. The Lincoln, Neb., native appeared in 11 games with a start at linebacker during the 2023 season and ranked third on the team in special teams tackles. Gifford, a former rookie free agent, makes his biggest impact as a core member of the Titans' special teams units having collected 36 special teams stops in 57 career games, as well as provide veteran depth in the linebacking corps.

CAREER HIGHLIGHTS:

- Gifford has either led or finished second on his team in special teams tackles in three of his first four NFL campaigns. He ranked first on the Cowboys with a career-best 12 special teams stops in 2022.

TITANS TIDBITS:

- Gifford was the recipient of Nebraska's prestigious Sam Foltz Hero 27 Award in 2018 for exceptional leadership, consistent and dedicated community service, and positive influence on the team.

CAREER TRANSACTIONS:

- The Lincoln, Neb., native was originally signed by the Dallas Cowboys as a rookie free agent on May 1, 2019.
- Signed by the Cowboys as an unrestricted free agent on March 21, 2022.
- Signed by the Titans as an unrestricted free agent on March 20, 2023.

SEASON RECAPS:

2023 (11/1 - Tennessee): Played in 11 games with a start at linebacker in his first season with the Titans and ranked third on the team with six special teams tackles. Was inactive for three games. Placed on injured reserve on Dec. 23 and missed the final three contests. Led the team in special teams tackles twice in 2023 (at CLE, at TB).

- At New Orleans (9/10), made his Titans debut as a reserve on special teams.
- Against L.A. Chargers (9/17), registered a special teams tackle on coverage units.
- At Cleveland (9/24), recorded his first career start, opening the game at outside linebacker. Led the team with two special teams tackles on coverage units.
- Against Atlanta (10/29), played as a reserve on special teams in his 50th career regular season game.
- At Tampa Bay (11/12), led the team with a special teams tackle on coverage units.

2022 (16/0, 2/0 - Dallas): Appeared in 16 games as a reserve and led the team with a career-high 12 special teams stops and a forced fumble. Posted five tackles on defense. Was inactive for one contest.

- At Green Bay (11/13), posted a career-best five special teams tackles on coverage units.
- At Minnesota (11/20), notched two special team stops and a forced fumble on coverage units.
- At Washington (1/8), registered two tackles as a reserve linebacker.

2021 (16/0, 1/0 - Dallas): Saw action in 16 games as a reserve linebacker and posted six tackles, including a stop for loss. Tied for second on the

team with five special teams tackles with a blocked punt. Was inactive for the regular season opener. Played as a reserve in the postseason contest and notched a pair of special teams stops.

- At New England (10/17), blocked his first career punt on a Jake Bailey attempt, recovered it and returned it to the Patriots' 17-yard line.
- At Philadelphia (1/8), posted a career-best three defensive tackles in the regular season finale.
- Against San Francisco (1/16), posted two special teams stops in his playoff debut.

2020 (8/0 - Dallas): Played in eight games and finished second on the team with seven special teams tackles. Was inactive for six contests and missed two games because of a league-mandated suspension.

- Against Cleveland (10/4), tallied two special teams stops.
- Against Philadelphia (12/27), registered two special teams tackles on coverage units.

2019 (6/0 - Dallas): Played as a reserve in six games as a rookie and tied for fourth on the team with six special teams tackles. Was inactive for eight contests, including the first five games of the season. Placed on injured reserve on Dec. 17 and missed the final two games.

- At N.Y. Jets (10/13), made his NFL debut as a reserve on special teams.
- At N.Y. Giants (11/4), saw action as a reserve and posted three special teams stops on coverage units.

COLLEGE:

- During a four-year career at Nebraska, played in 29 games with 19 starts and totaled 109 tackles, seven sacks, 19 tackles for loss and three interceptions. Earned honorable-mention All-Big Ten recognition as a senior.

- Received the Pat Clare Award in 2018 as he best exemplified the commitment and courage to overcome injury.

- As a senior (2018), started all 12 games while serving as a team captain for the Cornhuskers. Set career-highs in tackles (62), sacks (5.5), tackles for loss (13), interceptions (two) and forced a fumble. His 5.5 sacks were the most by a Nebraska linebacker since 2005.

- As a junior (2017), started each of the first seven games at outside linebacker before missing the final five contests because of injury. Totaled 39 tackles with five stops for loss and 1.5 sacks, while recording his first pass breakup and interception.

- As a sophomore (2016), saw limited action as a reserve linebacker in four games, recording an assisted tackle.

- As a redshirt freshman (2015), played in each of the first six games and had seven tackles, including a tackle for a loss before being sidelined for the second half of the season with an injury.

- Redshirted as a freshman in 2014.

- Earned his degree in business management from Nebraska.

PERSONAL:

- Attended Southeast (Lincoln, Neb.) High School, playing linebacker while also seeing action on offense.

- As a senior, passed for 970 yards and five touchdowns, while rushing for an additional 742 yards and eight touchdowns, leading Southeast to the Class A state playoffs. Also starred in the secondary, making 50 tackles with two interceptions and five pass breakups.

- Was a first-team All-Nebraska defensive back selection by the Omaha



World-Herald as a senior and also earned Super State accolades from the Lincoln Journal Star.

- As a junior, helped Southeast to a 9-2 record and a trip to the state quarterfinals. Caught seven passes for 125 yards, while also starring in the secondary.
- Was a first-team Super State selection as a junior, and earned second-team All-Nebraska honors in 2012. Gifford was also a member of the Knights' 2011 state championship team
- Was a multi-sport athlete, competing on the Southeast basketball team.
- Son of Sam and Shannon Gifford.
- Follow Gifford on X at @luke_gifford and on Instagram at @luke_gifford.
- Born Luke Gifford on Aug. 28, 1995 in Lincoln, Neb.

LUKE GIFFORD'S TITANS GAME-BY-GAME

2023 Tennessee Titans

Date	Opp	W/L	P/S	Tot	Solo	Asst	Sk	- Yds	QBP	TFL	Int	- Yds	-TD	PD	FF	FR	- Yds	SpT	
Sept 10	@ NO	L	p	0	0	0	0.0	0.0	0	0	0	0	0	0	0	0	0	0	0
Sept 17	LAC	W	p	0	0	0	0.0	0.0	0	0	0	0	0	0	0	0	0	0	1
Sept 24	@ Cle	L	S	0	0	0	0.0	0.0	0	0	0	0	0	0	0	0	0	0	2
Oct 1	Cin	W	IA																
Oct 8	@ Ind	L	IA																
Oct 15	Bal	L	IA																
Oct 29	Atl	W	p	0	0	0	0.0	0.0	0	0	0	0	0	0	0	0	0	0	0
Nov 2	@ Pit	L	p	0	0	0	0.0	0.0	0	0	0	0	0	0	0	0	0	0	0
Nov 12	@ TB	L	p	0	0	0	0.0	0.0	0	0	0	0	0	0	0	0	0	0	1
Nov 19	@ Jax	L	p	0	0	0	0.0	0.0	0	0	0	0	0	0	0	0	0	0	0
Nov 26	Car	W	p	0	0	0	0.0	0.0	0	0	0	0	0	0	0	0	0	0	1

Dec 3	Ind	L	p	0	0	0	0.0	0.0	0	0	0	0	0	0	0	0	0	0	0
Dec 11	@ Mia	W	p	0	0	0	0.0	0.0	0	0	0	0	0	0	0	0	0	0	0
Dec 17	Hou	L	p	0	0	0	0.0	0.0	0	0	0	0	0	0	0	0	0	0	1
Dec 24	Sea																		
Dec 31	@ Hou																		
Jan 7	Jax																		
Totals				5-9	11/1	0	0	0	0.0	0.0	0	0	0	0	0	0	0	0	6

Placed on injured reserve on Dec. 23

LUKE GIFFORD'S NFL STATISTICS

REGULAR SEASON			TACKLES							INTERCEPTIONS					FUMBLES				
Year	Team	GP	GS	Tot	Solo	Asst	Sk	Yds	QBP	TFL	No	Yds	Lg	TD	PD	FF	FR	Yds	SpT
2019	Dallas	6	0	0	0	0	0.0	0.0	0	0	0	0	0	0	0	0	0	0	6
2020	Dallas	8	0	0	0	0	0.0	0.0	0	0	0	0	0	0	0	0	0	0	7
2021	Dallas	16	0	6	5	1	0.0	0.0	0	1	0	0	0	0	0	0	0	0	5
2022	Dallas	16	0	5	3	2	0.0	0.0	0	0	0	0	0	0	0	1	0	0	12
2023	Tennessee	11	1	0	0	0	0.0	0.0	0	0	0	0	0	0	0	0	0	0	6
NFL Totals		57	1	11	8	3	0.0	0.0	0	1	0	0	0	0	0	1	0	0	36

PLAYOFFS			TACKLES							INTERCEPTIONS					FUMBLES				
Year	Team	GP	GS	Tot	Solo	Asst	Sk	Yds	QBP	TFL	No	Yds	Lg	TD	PD	FF	FR	Yds	SpT
2021	Dallas	1	0	0	0	0	0.0	0.0	0	0	0	0	0	0	0	0	0	0	2
2022	Dallas	2	0	0	0	0	0.0	0.0	0	0	0	0	0	0	0	0	0	0	3
NFL Totals		3	0	0	0	0	0.0	0.0	0	0	0	0	0	0	0	0	0	0	5

Single-Game Highs

Tackles - 3 at Philadelphia (1/8/22)
Tackle for Loss - 1 vs. Philadelphia (9/27/21)
Special Teams Tackles - 5 at Green Bay (11/13/22)

Playoff Single-Game Highs

Special Teams Tackles - 2 (Twice, last at Tampa Bay (1/16/23))

Additional Statistics

Blocked Punt - 1 at New England (10/17/21)
Special Teams Forced Fumble - 1 at Minnesota (11/20/22)



30 TAY GOWAN

DEFENSIVE BACK • 6'2" • 185 LBS

COLLEGE: CENTRAL FLORIDA • ACQUIRED: FREE AGENT - 2023

NFL EXPERIENCE (NFL/TITANS): 2/1 • HOMETOWN: COVINGTON, GA.

GAMES PLAYED/GAMES STARTED: 6/0 (PLAYOFFS: 0/0)



PRO: The Titans signed Tay Gowan to the practice squad during the 2023 season. The 6-foot-2-inch, 185-pound defender brings depth and length to the defensive backfield. Gowan appeared in one game during the 2023 season. The Covington, Ga., native was originally drafted by the Arizona Cardinals in the sixth round of 2021 NFL Draft but was traded to the Philadelphia Eagles midway through his rookie campaign. Gowan appeared in two games with the Eagles before joining the Minnesota Vikings in 2022.

CAREER HIGHLIGHTS:

- In 2019, Pro Football Focus gave Gowan an 80.1 coverage grade after he gave up just 20 receptions on 50 targets at Central Florida. According to the ratings site, his 26.6 passer rating allowed in single coverage in 2019 was the best in the nation.

TITANS TIDBITS:

- Gowan's driving force for his decision to opt out of his final year at Central Florida during the COVID-19 pandemic was his daughter, Skylar, who was born prematurely at just two pounds. He took action to not risk exposing her while navigating the unknown of the virus.
- Gowan was one of five Central Florida players, and one of three defensive backs selected in the 2021 Draft. Both marks set school records for a single draft.

CAREER TRANSACTIONS:

- The Covington, Ga., native was selected by the Arizona Cardinals in the sixth round (223rd overall) of the 2021 NFL Draft.
- Traded by the Cardinals along with a 2022 fifth round pick to the Philadelphia Eagles in exchange for tight end Zach Ertz on Oct. 15, 2021.
- Waived by the Eagles on Aug. 30, 2022.
- Signed by the Minnesota Vikings to the team's practice squad on Sept. 1, 2022.
- Activated from the Vikings practice squad to the active roster standard elevation on Nov. 19, 2022.
- Activated from the Vikings practice squad to the active roster standard elevation on Nov. 24, 2022.
- Activated from the Vikings practice squad to the active roster standard elevation on Dec. 10, 2022.
- Signed by the Vikings to a future's contract on Jan. 16, 2023.
- Waived by the Vikings on Sept. 7, 2023.
- Signed by the Titans to the team's practice squad on Oct. 9, 2023.
- Activated from the practice squad to the active roster standard elevation on Dec. 23, 2023.

SEASON RECAPS:

2023 (1/0 - Tennessee): Played as a reserve in one contest. Spent 11 games on the Titans' practice squad.

- Against Seattle (12/24), made his Titans debut and saw limited action as a reserve on special teams.

2022 (3/0, 0/0 - Minnesota): Saw action as a reserve in three games primarily on special teams. Spent 14 regular season games and the postseason contest on the Vikings' practice squad.

- Against Dallas (11/20), made his Vikings debut as a reserve on special teams.

2021 (0/0 - Arizona; 2/0 - Philadelphia): Started his rookie season with the Cardinals and was inactive for five games before being traded to the Eagles on Oct. 15. Appeared in two games as a reserve with the Eagles and notched one defensive tackle and one special teams stop. Made his NFL debut at Detroit (10/31/21).

- At Detroit (10/31), made his NFL debut as a reserve on defense and special teams. Tallied a special teams tackle on coverage units.
- Against Dallas (1/8), recorded his first career defensive tackle.

COLLEGE:

- Began his collegiate career at University of Miami (Ohio) (2016-2017), before transferring to Butler Community College (2018). Finished his collegiate career at University of Central Florida (2019). In three seasons, played in 24 games and totaled 59 tackles, eight interceptions, 12 passes defended, three tackles for loss and a fumble recovery.

- As a senior (2020), opted out of the season due to the COVID-19 pandemic.

- As a junior (2019), transferred to Central Florida and played in 12 of 13 games, starting nine at cornerback. Tallied 31 tackles, two interceptions, eight passes defended, a fumble recovery and a tackle for loss. Named second team All-American Conference by Pro Football Focus.

- As a sophomore (2018), transferred to Butler Community College and finished the season with 27 tackles, six interceptions, including one returned for a touchdown and four passes defended. Earned first team All-Kansas Jayhawk Community College honors

- As a redshirt freshman (2017), appeared in three games at Miami (Ohio) and recorded a tackle.

- As a freshman (2016), redshirted.

- Majored in interdisciplinary studies at University of Central Florida.

PERSONAL:

- Attended Newton (Ga.) High School. Was a team captain and earned first team All-State as a senior.

- As a senior (2015), posted four interceptions and 15 pass breakups.

- Follow Gowan on X at @focused_4

- Son of Linda Gowan and is the oldest of four children.

- Born Quentadrian Gowan on Jan. 7, 1998 in Covington, Ga.



TAY GOWAN'S TITANS GAME-BY-GAME

2023 Tennessee Titans

Date	Opp	W/L	P/S	Tot	Solo	Asst	Sk	- Yds	QBP	TFL	Int	-Yds	-TD	PD	FF	FR	-Yds	SpT	
Oct 15	Bal	L	PS																
Oct 29	Atl	W	PS																
Nov 2	@ Pit	L	PS																
Nov 12	@ TB	L	PS																
Nov 19	@ Jax	L	PS																
Nov 26	Car	W	PS																

Dec 3	Ind	L	PS																
Dec 11	@ Mia	W	PS																
Dec 17	Hou	L	PS																
Dec 24	Sea	L	p	0	0	0	0.0	0.0	0	0	0	0	0	0	0	0	0	0	0
Dec 31	@ Hou	L	PS																
Jan 7	Jax	W	PS																
Totals				4-8	1/0		0	0	0	0.0	0.0	0	0	0	0	0	0	0	0

TAY GOWAN'S NFL STATISTICS

REGULAR SEASON		TACKLES										INTERCEPTIONS					FUMBLES			
Year	Team	GP	GS	Tot	Solo	Asst	Sk	Yds	QBP	TFL	No	Yds	Lg	TD	PD	FF	FR	Yds	SpT	
2021	Philadelphia	2	0	1	0	1	0.0	0.0	0	0	0	0	0	0	0	0	0	0	1	
2022	Minnesota	3	0	0	0	0	0.0	0.0	0	0	0	0	0	0	0	0	0	0	0	
2023	Tennessee	1	0	0	0	0	0.0	0.0	0	0	0	0	0	0	0	0	0	0	0	
NFL Totals		6	0	1	0	1	0.0	0.0	0	0	0	0	0	0	0	0	0	0	1	

Single-Game Highs

Tackles - 1 vs. Dallas (1/8/22)

Special Teams Tackles - 1 at Detroit (10/31/21)




51 CEDRIC GRAY

LINEBACKER • 6'2" • 234 LBS

COLLEGE: NORTH CAROLINA • ACQUIRED: 4TH ROUND - 2024

NFL EXPERIENCE (NFL/TITANS): ROOKIE • HOMETOWN: CHARLOTTE N.C.

GAMES PLAYED/GAMES STARTED: 0/0 (PLAYOFFS: 0/0)



PRO: The Titans selected Cedric Gray in the fourth round of the 2024 NFL Draft. The 6-foot-3-inch, 234-pounder brings a versatile skill set as a defender and is known as a sideline-to-sideline talent that displays speed and athleticism to excel in the NFL. The two-time All-ACC selection recorded 369 tackles, 30 stops for loss, 8.5 sacks and five interceptions in 51 games with the Tar Heels.

TITANS TIDBITS:

- Gray originally envisioned himself as a wide receiver prior to attending North Carolina, but he went from playing with Drake Maye in youth 7-on-7 camps to practicing against him in college. When he arrived on the Chapel Hill campus from Ardrey Kell High School, he exchanged his 11 jersey number he wore throughout his life — an ode to his favorite player Julio Jones — for No. 33.
- Gray has two older brothers, Devon and Michael Jr., who were “definitely hard on me, definitely rough on me, put a chip on my shoulder, made me tougher. So, I’m appreciative of them, and they definitely attributed to helping to make me who I am.”

CAREER TRANSACTIONS:

- The Charlotte, N.C., native was selected by the Titans in the fourth round (106th overall) of the 2024 NFL Draft.

COLLEGE:

• Played in 51 games with 37 starts over four seasons at North Carolina and recorded 369 tackles, 30 tackles for loss, 8.5 sacks, five interceptions, 13 passes defended, six forced fumbles and five fumble recoveries. Was a two-time first team All-ACC selection and a 2023 Butkus Award semifinalist.

AS A SENIOR (2023), started all 12 games he appeared in and posted a team-best 121 tackles, five sacks, 11 stops for loss, seven quarterback pressures, two forced fumbles, two fumble recoveries, an interception and four passes defended. Named first-team All-ACC by the league and the Associated Press. Recorded five double-digit tackle games and ranked second in the ACC with 121 tackles.

- At Pittsburgh (9/23), registered seven tackles, three quarterback pressures, a stop for loss, a fumble recovery and a pass defended.
- Against Syracuse (10/7), notched eight tackles, one sack, a quarterback pressure and a forced fumble.
- Against Miami (Fla.) (10/14), tallied 10 tackles, a stop for loss, an interception, a fumble recovery and a pass defended to earn ACC Linebacker of the Week honors.
- Against Virginia (10/21), collected 18 tackles, 1.5 stops for loss and a quarterback pressure to earn Senior Bowl Defensive Player of the Week honors.
- Against Campbell (11/4), recorded nine tackles, three stops for loss, two sacks and one forced fumble.
- At North Carolina State (11/25), registered 17 tackles, including a stop for loss and a half sack.

AS A JUNIOR (2022), started all 14 games at linebacker and tallied a team-best 145 tackles, a sack, 12 stops for loss, two interceptions, six passes defended, three forced fumbles and two fumble recoveries. Tabbed first-team All-ACC by the league and the Associated Press. Voted a team captain and was selected the team’s William Fuller

Defensive MVP. His 145 tackles and 82 solos ranked first among Power 5 players and recorded double-digit tackles in six games.

- At Georgia State (9/10), named ACC Linebacker of the Week after coming up with 14 tackles and two stops for loss.
- Against Virginia Tech (10/1), made eight tackles and collected an interception.
- Against Pittsburgh (10/29), posted a game-high nine tackles, a quarterback hurry and forced and recovered a fumble against Pitt’s Israel Abanikanda in the fourth quarter that led to a UNC touchdown three plays later.
- At Virginia (11/5), posted a then career-high 16 tackles, two stops for loss, two passes defended and a sack
- Against Georgia Tech (11/19), notched 14 tackles to go along with 1.5 stops for loss, a hurry and a pass defended.
- Against Oregon (12/28), recorded eight tackles, two stops for loss, a pass defended and a quarterback pressure in the Holiday Bowl.

AS A SOPHOMORE (2021), appeared in all 13 games and started the last 11 games at linebacker. Tied for fourth in the ACC with a team-leading 100 tackles and had five stops for loss, 2.5 sacks, three passes defended, two hurries, two interceptions, one forced fumble and one fumble recovery. Recorded double-figure tackle totals in five of the last eight games.

- Against Miami (Fla.) (10/16), named ACC Linebacker of the Week after his performance against the Hurricanes when he had six tackles, two interceptions and another breakup. His game-saving interception with six seconds left saw Gray become the first UNC player with two interceptions in a game since 2019.
- Against Wake Forest (11/6), led the way with 12 tackles against the Demon Deacons.
- At North Carolina State (11/26), recorded 12 tackles, 1.5 tackles for loss, a half sack, a hurry and a fumble recovery.
- Against South Carolina (12/30), posted a career-high 13 tackles, two stops for loss and one sack in the Duke’s Mayo Bowl.

AS A TRUE FRESHMAN (2020), appeared in all 12 games as a linebacker and on special teams.

- Graduated with a degree in sports administration from North Carolina in December 2023.

PERSONAL:

- Attended Ardrey Kell (Charlotte, N.C.) and was a three-year team captain as a wide receiver and safety. Was a two-way athlete who caught 143 passes for 2,467 yards and 27 touchdowns over three prep seasons and posted 130 tackles, 4.5 sacks, 12 tackles for loss and three interceptions in two years on defense.
- Selected the SoMECK Conference Defensive Player of the year as a senior after leading Ardrey Kell to an 11-2 record and a trip to the second round of the state playoffs. Tallied 70 tackles, 1.5 sacks, six stops for loss, three interceptions, two passes defended, a forced fumble and a fumble recovery. Also caught 51 passes for 892 yards and 13 touchdowns.
- As a junior, helped the Knights to a 5-1 conference record and a berth in the state playoffs. Recorded 60 tackles, three sacks, six stops for loss and eight pressures. Added 55 receptions for 891 yards and 10 scores.
- As a sophomore, made 37 catches for 684 yards and four touchdowns.
- Also played basketball for three seasons.



- Son of Esther Gray and Michael Gray Sr.
- Follow Gray on Instagram at @33.ced and on X at @cedthr33.
- Born Cedric Malik Gray on Oct. 30, 2002 in Fort Washington, Md.

CEDRIC GRAY'S COLLEGE STATISTICS

REGULAR SEASON		TACKLES										INTERCEPTIONS					FUMBLES		
Year	Team	GP	GS	Tot	Solo	Asst	Sk	Yds	QBP	TFL	No	Yds	Lg	TD	PD	FF	FR	Yds	
2020	North Carolina	12	0	3	0	3	0.0	0.0	0	0	0	0	0	0	0	0	0	0	
2021	North Carolina	13	11	100	53	47	2.5	18.0	2	7	2	21	21	0	3	1	1	0	
2022	North Carolina	14	14	145	82	63	1.0	7.0	5	12	2	30	17	0	6	3	2	0	
2023	North Carolina	12	12	121	64	57	5.0	48.0	7	11	1	0	0	0	4	2	2	6	
Totals		51	37	369	199	170	8.5	73.0	14	30	5	51	21	0	13	6	5	6	

Single-Game Highs

Tackles - 18 vs. Virginia (10/21/23)

Tackle For Loss - 3 vs. Campbell (11/4/23)

Sacks - 2 vs. Campbell (11/4/23)

Interceptions - 2 vs. Miami (Fla.) (10/16/21)

Passes Defensed - 3 vs. Miami (Fla.) (10/16/21)

Forced Fumbles - 1 (Six times, last vs. Campbell 11/4/23)

Fumble Recoveries - 1 (Five times, last vs. Miami (Fla.) 10/14/23)



92 JAYLEN HARRELL

OUTSIDE LINEBACKER • 6'4" • 247 LBS

COLLEGE: MICHIGAN • ACQUIRED: 7TH ROUND - 2024

NFL EXPERIENCE (NFL/TITANS): 0/0 • HOMETOWN: TAMPA, FLA.

GAMES PLAYED/GAMES STARTED: 0/0 (PLAYOFFS: 0/0)



PRO: The Titans selected Jaylen Harrell in the seventh round (252nd overall) of the 2024 NFL Draft. The 6-foot-4-inch, 247-pounder brings versatility in both run and pass defense to the linebacker core. A four-year letterman at Michigan, Harrell appeared in 46 games with 31 starts off the edge for the Wolverines. He compiled 78 tackles, 19 tackles for loss, eight sacks, two forced fumbles and three pass breakups in a career that ended in three straight Big Ten Championships (2021-23) and a College Football Playoff National Title (2023).

CAREER HIGHLIGHTS:

- During his time in Ann Arbor, Harrell was Academic All-Big Ten three times (2021-23) and was selected All-Big Ten honorable mention two times (2022-23).

TITANS TIDBITS:

- Harrell played with Titans offensive lineman Nicholas Petit-Frere in high school and Titans running back Hassan Haskins in college.
- His father, James, played linebacker in the NFL for the Detroit Lions (1979-83, 85-86) and the Kansas City Chiefs (1987). He also played for the USFL's Tampa Bay Bandits from 1984-85.

CAREER TRANSACTIONS:

- The Tampa, Fla., native was drafted in the seventh round (252nd overall) of the 2024 NFL Draft.

COLLEGE:

- Appeared in 46 games with 31 starts in four years at the University of Michigan (2020-23). Accumulated 78 tackles, 19 tackles for loss, eight sacks, two forced fumbles and three passes defended while being named All-Big Ten honorable mention two times by coaches and media. During his time in Ann Arbor, Harrell was Academic All-Big Ten three times (2021-23) and All-Big Ten honorable mention twice (2022-23).

AS A SENIOR (2023), started all 15 games for the national champion Wolverines, earning All-Big Ten honorable mention and Academic All-Big Ten honors. Tallied 31 tackles, nine tackles for loss, 6.5 sacks, two forced fumbles and one pass breakup.

- Against UNLV (9/9), set a career-high with five total tackles.
- Against Bowling Green (9/16), tallied two tackles, one of which was a strip sack.
- At Minnesota (10/7), tallied three tackles, one for loss.
- Against Indiana (10/14), got in the backfield for a career-high two sacks and a forced fumble.
- Against Purdue (11/4), recorded three quarterback hurries and two quarterback hits.
- At Penn State (11/11), matched a career-high with five tackles and recorded one sack.
- At Maryland (11/18), recorded a sack for a nine-yard loss.
- Against Ohio State, tallied one tackle and hurried the quarterback late in the game on a game-ending interception.
- Against Iowa (12/2), had 1.5 tackles for loss, a sack and pass defended to impact the Big Ten Conference title game.
- Against Alabama (1/1), tallied two tackles, one for loss in the Rose Bowl/CFP Semifinal.
- Against Washington (1/8), contributed one tackle in the CFP National Championship.

AS A JUNIOR (2022), saw action in 13 games with 12 starts at edge. Earned his third varsity letter and was selected All-Big Ten honorable

mention after compiling 30 tackles, 7.5 tackles for loss and 3.5 sacks. Added five quarterback hurries and two passes defended.

- At Colorado State (9/3), shared Defensive Player of the Week honors after tallying eight total pressures, four tackles and recording a half-sack in the win.
- Against Connecticut (9/17), made three tackles, hurried the quarterback and recorded a tackle for loss.
- At Iowa (10/1), tallied three tackles, a stop for loss and a quarterback hurry.
- At Indiana (10/8), recorded two tackles for loss and a sack.
- Against Illinois (11/19), shared Defensive Player of the Week honors after posting four tackles.
- At Ohio State (11/26), had two stops and a pass break up.
- Against Purdue (12/3), contributed two sacks in the Big Ten Conference Championship Game.

AS A SOPHOMORE (2021), played in all 14 games and made three starts at linebacker. Amassed 15 tackles and 2.5 tackles for loss, earning his second varsity letter.

- Against Western Michigan (9/4), made his defensive debut at outside linebacker while also playing special teams.
- Against Northern Illinois (9/18), made his first start at outside linebacker and contributed three tackles and a tackle for loss.
- Against Iowa (12/4), started and made four tackles, hurried the quarterback and tallied a tackle for loss in the conference championship game.
- Against Georgia (12/31), made four tackles in the Orange Bowl/CFP Semifinal.

AS A FRESHMAN (2020), earned his first varsity letter after appearing in four games. Made two tackles and shared Defensive Player of the Week honors for helping prepare the team for the Minnesota game.

- Against Michigan State (10/31), made his college debut and contributed on special teams.
- Graduated with a degree in Sport Management from Michigan in December 2023.

PERSONAL:

- Attended Berkeley Preparatory School (Tampa, Fla.) and was coached by Dominick Ciao (2016-20). Harrell was a four-year starter on varsity and a team captain his senior year (2020). Playing defensive end, linebacker, running back, fullback and tight end in high school, he helped the Bucks reach the second round of the state Class 3A Playoffs as a senior.
- Ranked a four-star recruit, the 12th-rated wide-side defensive end, the 52nd-best recruit in Florida and the 301st overall recruit in the nation by 247Sports composite. A ESPN300 member, he was rated as the No. 4 player at his position, the No. 27 prospect in Florida and the 172nd overall player nationally. Selected MaxPreps Sophomore and Junior All-American and a candidate for the 2019 High School Butkus Award.
- As a junior (2018), posted career-highs with 106 tackles, 20 tackles for loss and five sacks.
- Named the team's defensive MVP in both his junior and senior season.
- Also played basketball in high school.
- Follow Harrell on X at @jayharrell32, on TikTok at @jayh32 and on Instagram at @_jayharrell32.
- Son of Aria Siplin and James Harrell. Brother of Dominique and Anthony Harrell.
- Born Jaylan Davon Harrell on May 1, 2002 in Tampa, Fla.



JAYLEN HARRELL'S COLLEGE STATISTICS

SEASON		TACKLES										INTERCEPTIONS					FUMBLES			
Year	Team	GP	GS	Tot	Solo	Asst	Sk	Yds	QBP	TFL	No	Yds	Lg	TD	PD	FF	FR	Yds	Blk	
2020	Michigan	4	0	2	0	2	0.0	0.0	0	0.0	0	0	0	0	0	0	0	0	0	
2021	Michigan	14	4	15	5	10	0.0	0.0	0	2.5	0	0	0	0	0	0	0	0	0	
2022	Michigan	13	12	30	19	11	3.5	27.0	0	7.5	0	0	0	0	2	0	0	0	0	
2023	Michigan	15	15	31	15	16	7.5	55.0	0	10.0	0	0	0	0	1	1	0	0	0	
Totals		46	31	78	39	39	11.0	82.0	0	20.0	0	0	0	0	3	1	0	0	0	

Single-Game Highs

Tackles - 5 (twice) last at Penn State (11/11/23)

Sacks - 2 (twice) last vs. Indiana (10/14/23)

Passes Defensed - 1 (twice) last vs. Iowa (12/2/23)

Forced Fumbles - 1 (twice) last vs Indiana (10/14/23)

Tackles For Loss - 1.0 (five times) last at Minnesota (10/7/23)




82 TRE'SHAUN HARRISON

WIDE RECEIVER • 5'11" • 188 LBS

COLLEGE: OREGON STATE • ACQUIRED: FREE AGENT - 2023

NFL EXPERIENCE (NFL/TITANS): 1/1 • HOMETOWN: SEATTLE, WASH.

GAMES PLAYED/GAMES STARTED: 0/0 (PLAYOFFS: 0/0)



PRO: The Titans signed Tre'Shaun Harrison as an undrafted free agent on May 12, 2023. The 5-foot-11-inch, 188-pounder spent the 2023 season on the Titans practice squad. The Seattle, Wash. native played in 27 games with 17 starts over three seasons at Oregon State (2020-22). He tallied 90 receptions for 1,147 yards and eight touchdowns for the Beavers. Harrison transferred to Oregon State after two seasons at Florida State (2018-19) where he saw action in 24 games and recorded 37 receptions for 355 yards and three touchdowns with the Seminoles. He also had nine kickoff returns for 174 yards.

CAREER TRANSACTIONS:

- The Seattle, Wash., native was originally signed by the Titans as an undrafted free agent on May 12, 2023.
- Waived by the Titans on Aug. 29, 2023 and signed to the team's practice squad a day later.

SEASON RECAPS:

2023 (0/0 - Tennessee): Spent the entire season on the Titans practice squad.

COLLEGE:

- Played his last three seasons (2020-22) at Oregon State after transferring from Florida State where he played in 24 games for the Seminoles. Ended his college career with 127 receptions for 1,502 yards and 11 touchdowns in five collegiate seasons.
- As a senior (2022), started all 12 games and led Oregon State with 52 receptions for 604 yards. Scored four touchdowns and was named All-Pac-12 honorable mention and Phil Steele All-Pac-12 fourth team.
- As a redshirt junior (2021), played in all 13 games, making four starts. Recorded 29 receptions for 401 yards and three touchdowns. Added six carries for 23 yards. Was named Pro Football Focus honorable mention All-Pac 12.
- As a junior (2020), joined the Oregon State program in January 2021 and played in the two final games of the season, starting in one. Caught nine passes for 142 yards and one touchdown. Transferred from Florida State after the 2019 season.
- As a sophomore (2019), appeared in the first 12 games and totaled 398 all-purpose yards at Florida State. Recorded 27 receptions for 289 yards and two touchdowns, five kickoff returns for 99 yards and four rushes for 10 yards.
- As a freshman (2018), played in all 12 games for the Seminoles and recorded 10 receptions for 66 yards and one touchdown. Also added 23 yards on two rush attempts and 75 yards on four kickoff returns.
- Graduated with a degree in public health, human development and family science from Oregon State in May 2022.

PERSONAL:

- Attended Garfield (Wash.) High School in Seattle, Washington.
- Consensus four-star athlete and No. 2 prospect in the state of Washington.
- Tabbed as the No. 4-ranked athlete in the country by 247Sports, 10th by Rivals and 14th by ESPN.
- As a senior, recorded 55 catches for 1,102 yards and 12 touchdowns while spending time as a defensive back and the primary return specialist. Named the 2017 Washington Player of the Year by the News Tribune.
- As a junior, was named the 3A Metro Valley Offensive Player of the Year while earning first-team all-league safety honors.
- Follow Harrison on X at @Treshaunn__ and on Instagram at @treshaun.harrison
- Born Tre'Shaun Markel Harrison on June 26, 2000 in Seattle, Wash.

TRESHAUN HARRISON'S NFL STATISTICS

REGULAR SEASON		RECEIVING							RUSHING				
Year	Team	GP	GS	No	Yds	Avg	Lg	TD	Att	Yds	Avg	Lg	TD
2023	Tennessee	0	0										
NFL Totals		0	0	0	0	-	-	0	0	0	-	-	0



25 HASSAN HASKINS

RUNNING BACK • 6'2" • 228 LBS

COLLEGE: MICHIGAN • ACQUIRED: 4TH ROUND - 2022

NFL EXPERIENCE: 3/3 • HOMETOWN: ST. LOUIS, MO.

GAMES PLAYED/GAMES STARTED: 15/1 (PLAYOFFS: 0/0)



PRO: The Titans selected Hassan Haskins in the fourth round of the 2022 NFL Draft. As a rookie, he appeared in 15 games with one start, serving as a reserve running back behind starter Derrick Henry and also contributing as a key special teams performer before missing the entire 2023 season with a season-ending injury suffered in the preseason. The 6-foot-2-inch, 228-pounder is a stout running back that has a physical, grinding approach to his carries that wears down opposing defenses.

CAREER HIGHLIGHTS:

- As a rookie in 2022, Haskins led the Titans with 414 kickoff return yards on 19 attempts and placed third on the squad with 13 special teams tackles. His 13 special teams tackles ranked second among all NFL rookies (14 by New England's Brenden Schooler) and led all NFL players whose primary position was on offense.
- In 2021, Haskins was named first-team All Big Ten after rushing 270 times for 1,327 yards with a school-record 20 rushing touchdowns.
- As a senior, Haskins enjoyed quite the final game against rival Ohio State, posting a career-best 169 rushing yards while tying a Michigan record with five rushing touchdowns. His five rushing scores against the Buckeyes are the most for any opponent ever against Ohio State.
- Haskins had only 26 negative rushing yards his entire career and did not fumble in 452 rushing attempts.

TITANS TIDBITS:

- Hassan's brother, Maurice Alexander, was a fourth-round pick by the Rams in 2014 and has also played for the Seahawks and Bills.
- Haskins can execute a standing backflip.

CAREER TRANSACTIONS:

- The St. Louis, Mo., native was selected by the Titans in the fourth round (131st overall) of the 2022 NFL Draft.

SEASON RECAPS:

2023 (0/0): Placed on injured reserve on Aug. 28 after suffering an injury in the preseason and missed the entire season.

2022 (15/1): Saw action in 15 games with one start at running back as a rookie and carried the ball 25 times for 93 yards to go along with 11 receptions for 57 yards. Led the team with 414 kickoff return yards on 19 attempts. Ranked third on the team with 13 special teams tackles. Was inactive for two contests. Led the team in rushing yards twice (at BUF, vs. DAL). Led or tied for the team lead in special teams tackles four times (at IND, at HOU, at KC, vs. CIN).

- Against N.Y. Giants (9/11), made his NFL debut as a reserve at running back and on special teams.
- At Buffalo (9/19), saw significant action as a reserve at running back and led the team with 37 rushing yards on nine carries. Returned two kickoffs for 40 yards.
- At Indianapolis (10/2), registered four kickoff returns for 105 yards with a long return of 37 yards. Tied for the team lead with a special teams tackle on coverage units. Kickstarted the Titans' third scoring drive with a 37-yard kickoff return in the second quarter.
- At Washington (10/9), recorded two special teams tackles on coverage units.
- Against Indianapolis (10/23), played as a reserve at running back and caught a five-yard pass. Returned two kickoffs for 45 yards and posted a

special teams stop on coverage units.

- At Houston (10/30), led the team with three special teams tackles on coverage units. Returned one kickoff for 17 yards.
- At Kansas City (11/6), led the team with a career-best four special teams tackles. Became the first Titans player with four total special teams tackles in a game since Matthias Farley in 2021. He was the first offensive player for the Titans with four special teams tackles in a game since tight end Craig Stevens had four in 2009. Carried the ball once for five yards and caught one pass for two yards. Returned four kickoffs for 72 yards.
- At L.A. Chargers (12/18), played as a reserve at running back and carried the ball once for eight yards. Snared two receptions for seven yards out of the backfield. Extended the Titans' final touchdown drive with an eight-yard run on third-and-one late in the fourth quarter.
- Against Dallas (12/29), made his first career NFL start at running back and carried the ball 12 times for 40 yards. Snared two receptions for 13 yards. Extended the Titans' touchdown drive with a two-yard rumble on fourth-and-two in the third quarter.

COLLEGE:

- During four seasons at Michigan, Haskins appeared in 36 career games with 22 starts at running back and carried the ball 452 times for 2,324 yards and scored 30 rushing touchdowns. Named 2021 first-team All-Big Ten and earned honorable mention all-conference in 2019 and 2020. Registered 10 career 100-yard rushing games. Became the 24th running back in school history to surpass 2,000 rushing yards. Had only 26 negative rushing yards his entire career and did not fumble in 452 rushing attempts.
- As a senior (2021), started all 14 games at running back and carried the ball 270 times for 1,327 yards and scored a school-record 20 rushing touchdowns. Added 18 receptions for 131 yards. Posted four 150-yard rushing efforts and six overall games with more than 100 rushing yards. Had only six negative rushing yards all season. Selected All-Big Ten first team by the coaches and media and Associated Press All-American third team. Received Michigan's Offensive Player of the Year award and was voted by his teammates as the Toughest Player Award winner. Credited with 96 runs resulting in a first down (No. 1 in FBS) and forced 50 missed tackles. Ranked fourth in the NCAA in rushing touchdowns (20) and broke former Wolverine Ron Johnson's school record of 19 which was set in 1968.
- As a junior (2020), saw action in six games with two starts and received All-Big Ten honorable mention from the coaches and media. Was the team's leading rusher with 375 yards on 61 carries and a team-high six rushing scores. Produced back-to-back 100-yard rushing efforts to conclude the abbreviated campaign.
- As a sophomore (2019), played in 13 games and started six contests at tailback. Named the Most Improved Player on offense and received All-Big Ten honorable mention from the coaches and media. Was the team's second-leading rusher with 121 carries for 622 yards with four touchdowns. Caught six passes for 40 yards out of the backfield.
- As a freshman (2018), earned first varsity letter after playing in three contests. Spent time working with both the running backs and linebackers during the season.
- Majored in American culture at Michigan.

PERSONAL:

- Attended Eureka Senior (St. Louis, Mo.) High School and helped lead



the team to the 2017 6A State semifinals.

- Selected the 2017 Missouri Football Coaches Association Class 6A Offensive Player of the Year as well as USA Today's Missouri Offensive Player of the Year. Named 2017 Class 6A first-team all-state running back by the Missouri Football Coaches Association and Missouri Media.
- Was a two-time Suburban West American Offensive Player of the Year (2016-17). Selected to the 2017 St. Louis Dispatch All-Metro first team as a senior and earned second-team honors at running back as a junior.
- As a senior (2017), rushed 255 times for 2,197 yards and 31 touchdowns, averaging 8.6 yards per carry. Rushed for 100 yards or more in 12 of 13 contests, including five games with 200 or more rushing yards. Also caught 12 passes for 165 yards and two touchdowns and returned a punt 50 yards for a touchdown. Added 25 tackles with nine sacks and two fumble recoveries on defense.
- As a junior (2016), rushed 242 times for 1,509 yards and 19 touchdowns. Posted nine 100-yard rushing efforts during the season, including seven straight games. Caught 36 passes for 294 yards and two touchdowns. Also registered 34 tackles and 12 sacks.
- Also played basketball and track in high school, finishing second in the high jump in the state championships.
- Follow Haskins on X at @h2_3125 and on Instagram at @h2_2535.
- Son of Hassan Haskins and Lynette McAlpine.
- His nickname is H2.
- Born Hassan Askiali Haskins Jr. on Nov. 26, 1999 in St. Louis, Mo.

HASSAN HASKINS' GAME-BY-GAME

2022 Tennessee Titans				RUSHING					RECEIVING																
Date	Opp	W/L	P/S	Att	Yds	Avg	Lg	TD	No	Yds	Avg	Lg	TD												
Sept 11	NYG	L	p	0	0	-	0	0	0	0	-	0	0												
Sept 19	@ Buf	L	p	9	37	4.1	9	0	1	0	0.0	0	0												
Sept 25	LV	W	p	0	0	-	0	0	0	0	-	0	0												
Oct 2	@ Ind	W	p	0	0	-	0	0	0	0	-	0	0												
Oct 9	@ Was	W	p	0	0	-	0	0	0	0	-	0	0												
Oct 23	Ind	W	p	0	0	-	0	0	1	5	5.0	5	0												
Oct 30	@ Hou	W	p	0	0	-	0	0	0	0	-	0	0												
Nov 6	@ KC	L	p	1	5	5.0	5	0	1	2	2.0	2	0												
Nov 13	Den	W	p	0	0	-	0	0	0	0	-	0	0												
Nov 17	@ GB	W	p	0	0	-	0	0	0	0	-	0	0												
Nov 27	Cin	L	p	0	0	-	0	0	0	0	-	0	0												
				Totals										7-10	15/1	25	93	3.7	12	0	11	57	5.2	10	0

Dec 4	@ Phi	L	IA																						
Dec 11	Jax	L	IA																						
Dec 18	@ LAC	L	p	1	8	8.0	8	0	2	7	3.5	9	0												
Dec 24	Hou	L	p	0	0	-	0	0	2	17	8.5	9	0												
Dec 29	Dal	L	S	12	40	3.3	12	0	2	13	6.5	10	0												
Jan 7	@ Jax	L	p	2	3	1.5	3	0	2	13	6.5	9	0												
				Totals										7-10	15/1	25	93	3.7	12	0	11	57	5.2	10	0

HASSAN HASKINS' RETURN GAME-BY-GAME

2022 Tennessee Titans				PUNT RETURNS					KICKOFF RETURNS																	
Date	Opp	W-L	P/S	No	FC	Yds	Avg	Lg	TD	No	Yds	Avg	Lg	TD												
Sept 11	NYG	L	p	0	0	0	-	0	0	0	0	-	0	0												
Sept 19	@ Buf	L	p	0	0	0	-	0	0	2	40	20.0	20	0												
Sept 25	LV	W	p	0	0	0	-	0	0	1	29	29.0	29	0												
Oct 2	@ Ind	W	p	0	0	0	-	0	0	4	105	26.3	37	0												
Oct 9	@ Was	W	p	0	0	0	-	0	0	0	0	-	0	0												
Oct 23	Ind	W	p	0	0	0	-	0	0	2	45	22.5	28	0												
Oct 30	@ Hou	W	p	0	0	0	-	0	0	1	17	17.0	17	0												
Nov 6	@ KC	L	p	0	0	0	-	0	0	4	72	18.0	22	0												
Nov 13	Den	W	p	0	0	0	-	0	0	1	17	17.0	17	0												
Nov 17	@ GB	W	p	0	0	0	-	0	0	4	89	22.3	27	0												
				Totals										7-10	15/1	0	0	0	-	0	0	19	414	21.8	37	0

Nov 27	Cin	L	p	0	0	0	-	0	0	0	0	-	0	0												
Dec 4	@ Phi	L	IA																							
Dec 11	Jax	L	IA																							
Dec 18	@ LAC	L	p	0	0	0	-	0	0	0	0	-	0	0												
Dec 24	Hou	L	p	0	0	0	-	0	0	0	0	-	0	0												
Dec 29	Dal	L	p	0	0	0	-	0	0	0	0	-	0	0												
Jan 7	@ Jax	L	p	0	0	0	-	0	0	0	0	-	0	0												
				Totals										7-10	15/1	0	0	0	-	0	0	19	414	21.8	37	0



HASSAN HASKINS' NFL STATISTICS

REGULAR SEASON				RUSHING					RECEIVING				
Year	Team	GP	GS	No	Yds	Avg	Lg	TD	Att	Yds	Avg	Lg	TD
2022	Tennessee	15	1	25	93	3.7	12	0	11	57	5.2	10	0
2023	Tennessee												
				Injured Reserve									
NFL Totals		15	1	25	93	3.7	12	0	11	57	5.2	10	0

REGULAR SEASON		PUNT RETURNS						KICKOFF RETURNS				
Year	Team	No	FC	Yds	Avg	Lg	TD	No	Yds	Avg	Lg	TD
2022	Tennessee	0	0	0	-	0	0	19	414	21.8	37	0
2023	Tennessee											
		Injured Reserve										
NFL Totals		0	0	0	-	0	0	19	414	21.8	37	0

Single-Game Highs

Rushes - 12 vs. Dallas (12/29/22)
 Rushing Yards - 40 vs. Dallas (12/29/22)
 Long Rush - 12 vs. Dallas (12/29/22)
 Receptions - 2 (Four times, last at Jacksonville 1/7/23)
 Receiving Yards - 17 vs. Houston (12/24/22)
 Long Reception - 10 vs. Dallas (12/29/22)

Kickoff Returns - 4 (Three times, last at Green Bay 11/17/22)
 Kickoff Return Yards - 105 at Indianapolis (10/2/22)
 Long Kickoff Return - 37 at Indianapolis (10/2/22)

Additional Statistics

Special Teams Tackles - 13 (2022)




37 AMANI HOOKER

SAFETY • 5'11" • 210 LBS

COLLEGE: IOWA • ACQUIRED: 4TH ROUND - 2019

NFL EXPERIENCE (NFL/TITANS): 6/6 • HOMETOWN: MINNEAPOLIS, MINN.

GAMES PLAYED/GAMES STARTED: 66/37 (PLAYOFFS: 5/1)



PRO: The Titans traded up to select Amani Hooker with the 116th overall pick in the fourth round of the 2019 NFL Draft. The 5-foot-11-inch, 210-pound defender was coveted for his versatility, having played safety, and a hybrid linebacker/cornerback position at Iowa. Hooker played in 66 games in his first five NFL seasons and amassed 245 tackles, seven interceptions and 22 passes defended. He will be relied upon for his defensive leadership and saavy ballhawking ability in the Titans' secondary.

CAREER HIGHLIGHTS:

- In 2023, Hooker started 13 games at safety and ranked fourth on the team with a career-best 80 tackles and finished second on the squad with seven passes defended.
- In 2020, Hooker tied for the team lead with four interceptions while posting 44 tackles and eight passes defended.

TITANS TIDBITS:

- Hooker was named a finalist for Minnesota's Mr. Football in 2015. Yet he had just two FBS scholarship offers. When the in-state university showed hesitancy after multiple workouts, Hooker knew he belonged at Iowa saying, "love who loves me."
- In February 2019, Hooker helped crowdfund about \$1,200 for the Park Center high school football program through a Pledge-It campaign raising a dollar amount for every inch of his vertical jump at the NFL Scouting Combine. His 37-inch jump ranked fifth among safeties and equaled money for better equipment at his alma mater.
- Amani's brother, Quinton, played basketball for North Dakota and helped take the team to the NCAA tournament his senior year. Quinton was Minnesota's Mr. Basketball in high school and currently plays basketball professionally in France.

CAREER TRANSACTIONS:

- The Minneapolis, Minn., native was selected by the Titans in the fourth round (116th overall) of the 2019 NFL Draft.

SEASON RECAPS:

2023 (13/13): Started 13 games at safety and ranked fourth on the team with 80 tackles. Finished second on the squad with seven passes defended. Added an interception, two quarterback pressures and three stops for loss. Posted four tackles, a forced fumble and a fumble recovery on special teams. Rushed once for two yards on a fake punt. Placed on injured reserve on Dec. 22 and missed the final three contests. Led the team in tackles twice in 2023 (at CLE, vs. CAR). Led or tied for the team lead in passes defended three times in 2023 (at NO, vs. IND, at MIA). Tied for the team lead in special teams tackles twice in 2023 (vs. BAL, vs. IND).

- At New Orleans (9/10), started at safety and notched four tackles, an interception, another pass defended and a stop for loss. Registered a special teams tackle, forced fumble and fumble recovery on coverage units. Gave the Titans ideal field position by forcing a Rashid Shaheed fumble and recovering the loose ball at the Saints' 24-yard line on the opening kickoff of the contest. Stuffed Shaheed for a one-yard loss on a short pass late in the first quarter. Intercepted a Derek Carr pass intended for Juwan Johnson on third-and-eight late in the opening stanza. Broke up a third-and-seven pass intended for Johnson in the third quarter.
- At Cleveland (9/24), started at safety and led the team with 11 tackles

to go along with a quarterback pressure. Combined with Azeez Al-Shaair to drop Kareem Hunt for a one-yard loss on a rush off left tackle in the fourth quarter.

- Against Cincinnati (10/1), posted five tackles, including a stop for loss and a pass defended. Deflected a pass intended for Tee Higgins at the goalline in the opening quarter. Stuffed Joe Mixon for a two-yard loss on a rush in the final stanza.
- Against Atlanta (10/29), notched seven tackles and a pass defended. Converted a first down with a two-yard rush on a fake punt on fourth-and-one in the opening stanza. Halted a Falcons drive by breaking up a pass intended for Van Jefferson on third-and-10 in the final stanza.
- Against Carolina (11/26), led the team with 10 tackles. Posted a special teams tackle on coverage units. Sealed the victory by dropping DJ Chark Jr. for no gain on a fourth-and-six pass late in the final stanza.
- Against Indianapolis (12/3), registered three tackles and a team-best two passes defended. Posted a special teams tackle on coverage units. Broke up a pass intended for Michael Pittman Jr. in the second quarter. Defended a pass intended for Josh Downs late in the second quarter. Intercepted a two-point conversion attempt from Gardner Minshew II and raced the length of the field for two points late in the third quarter.
- At Miami (12/11), notched five tackles and a pass defended. Helped limit the NFL's top-ranked passing offense to 208 net yards. Defended a pass intended for Durham Smythe in the third quarter.

2022 (9/9): Started nine games at safety and registered 46 tackles, an interception, four quarterback pressures, a stop for loss, three passes defended, a forced fumble and a fumble recovery. Was inactive for eight games. Led or tied for the team lead in tackles twice in 2022 (vs. IND, vs. CIN). Tied for the team lead in passes defended twice in 2022 (vs. NYG, at BUF). Tied for the team lead in quarterback pressures once in 2022 (vs. JAX).

- Against N.Y. Giants (9/11), posted four tackles and an interception. Halted a Giants' scoring drive by intercepting a Daniel Jones pass intended for Saquon Barkley in the end zone in the fourth quarter.
- Against Las Vegas (9/25), notched six tackles and a forced fumble. Forced a Josh Jacobs fumble that rolled out of bounds at the Titans' two-yard line early in the fourth quarter.
- Against Indianapolis (10/23), returned to the lineup as a starter at safety and tied for the team lead with 10 tackles, including a stop for loss and a fumble recovery. Stuffed Deon Jackson for a one-yard loss on a rush off right end in the second quarter. Sealed the victory by recovering a Michael Pittman fumble that was forced by Terrance Mitchell late in the fourth quarter.
- Against Cincinnati (11/27), returned to the lineup and started at safety in his 50th career regular season game. Led the team with eight tackles.
- Against Jacksonville (12/11), posted four tackles and a pass defended. Tied for the team lead with three quarterback pressures. Broke up a pass intended for Christian Kirk late in the third quarter.
- At Jacksonville (1/7), returned to the lineup as a starter at safety and totaled five tackles.

2021 (12/12, 1/1): Started 12 games at safety and ranked fourth on the team with a career-best 62 tackles. Posted an interception, four passes defended, a stop for loss and a forced fumble. Placed on injured reserve on Sept. 15 and missed four games before being activated from injured reserve designated to return on Oct. 18. Was inactive for one



contest. Started the postseason contest and registered seven tackles, an interception, another pass defended and a special teams stop. Led or tied for the team lead in tackles twice in 2021 (at LAR, vs. MIA). Led or tied for the team lead in passes defended twice in 2021 (vs. SF, vs. CIN). Tied for the team lead in special teams tackles once in 2021 (vs. CIN).

- Against Arizona (9/12), started at safety and collected six tackles before leaving the game late in the second quarter with an injury. Hauled in a six-yard pass from Matthias Farley on a fake punt late in the first quarter.
- Against Buffalo (10/18), returned to the lineup as a starter at safety and registered nine tackles with a forced fumble. Forced a Zack Moss fumble that landed out of bounds in the opening quarter.
- At Indianapolis (10/31), started at safety and posted four tackles with a pass defended. Defended a deep pass intended for Mo Alie-Cox late in the second quarter.
- At L.A. Rams (11/7), started at safety and led the team with a career-best 12 tackles. Stopped Darrell Henderson Jr. short of the first down with a diving tackle on a short third-and-three pass in the fourth quarter.
- Against Jacksonville (12/12), started at safety and posted two tackles with a pass defended. Broke up a pass intended for James O'Shaughnessy late in the third quarter.
- Against San Francisco (12/23), started at safety and tallied six tackles with an interception while helping limit All-Pro tight end George Kittle to just two receptions for 21 yards. Set up the Titans first touchdown of the evening by intercepting a Jimmy Garoppolo pass intended for Deebo Samuel and returning it 21 yards to the San Francisco 18-yard line in the third quarter.
- Against Miami (1/2), started at safety and tied for the team lead with six tackles to go along with a pass defended. Stopped Jaylen Waddle for no gain on a short pass in the first quarter. Defended a pass intended for DeVante Parker in the fourth quarter.
- Against Cincinnati (1/22), made his first career postseason start at safety and registered seven tackles, an interception, another pass defended and a special teams stop. Halted a Bengals' drive by breaking up a third-and-five pass intended for Tee Higgins in the third quarter. Made a diving interception of a Joe Burrow tipped pass that set up the Titans' tying-touchdown late in the third quarter.

2020 (16/3, 1/0): Played in all 16 games with three starts at safety and tied for the team lead with four interceptions. Collected 44 tackles, a stop for loss and eight passes defended. Ranked fourth on the team with seven special teams tackles. Played as a reserve in the postseason contest. Tied for the team lead in passes defended twice at 2020 (at BAL, at HOU). Tied for the team lead in special teams tackles once in 2020 (at HOU). Collected his first career interception at Minnesota (9/27/20). Made his first career NFL start at Baltimore (11/22/20).

- Against Jacksonville (9/20), played as a reserve at safety and posted two tackles and a pass defended. Broke up a deep pass intended for Collin Johnson in the end zone late in the second quarter.
- At Minnesota (9/27), saw action as a reserve at safety and registered a tackle and his first career interception. Sealed the victory by intercepting a deep pass intended for Adam Thielen that was originally deflected by Kevin Byard late in the fourth quarter.
- Against Pittsburgh (10/25), played as a reserve at safety and registered three tackles and two passes defended, including an interception. Notched a special teams tackle on coverage units. Broke up a pass intended for James Conner in the second quarter. Intercepted a Ben Roethlisberger pass in the end zone that was initially deflected by Jayon Brown late in the final quarter.
- Against Chicago (11/8), played as a reserve at safety and tallied a career-high seven tackles. Registered two special teams tackles on coverage units. Sealed the victory by recovering an onside kick late in the fourth quarter.
- At Baltimore (11/22), made his first career start at safety and totaled six tackles with an interception and another pass defended. Defended a deep pass intended for Marquise Brown in the end zone in the second quarter. Intercepted Lamar Jackson's deep pass intended for Devin Duvernay late in the third quarter.
- At Jacksonville (12/13), started at safety and notched seven tackles, including a stop for loss. Rushed for a first down on a four-yard carry on a fake punt. Stuffed James Robinson for a one-yard loss on a rush up the middle early in the first quarter.
- At Houston (1/3), saw action as a reserve at safety and notched two

tackles and an interception in the Titans' division-clinching victory. Collected a special teams tackle on coverage units. Intercepted a Deshaun Watson pass intended for Brandin Cooks in the first quarter.

2019 (16/0, 3/0): Played as a reserve safety in all 16 games as a rookie and collected 13 tackles. Ranked third on the team with eight special teams tackles. Saw action as a reserve in all three postseason contests and notched three tackles on defense and a special teams stop on coverage units. Caught one pass for 28 yards on a fake punt. Tied for the team lead in special teams tackles five times in 2019 (at JAX, vs. BUF, vs. TB, at IND, at HOU). Appeared in his first career NFL contest at Cleveland (9/8/19).

- At Cleveland (9/8), made his NFL debut as a reserve at safety and on special teams. Notched a stop on special teams coverage units.
- At Jacksonville (9/19), saw action as a reserve at safety and on special teams. Tied for the team lead with a special teams stop.
- At Atlanta (9/29), played as a reserve at safety and registered four tackles.
- Against Tampa Bay (10/27), saw action as a reserve at safety and tallied a tackle. Notched a special teams tackle on coverage units.
- Against Jacksonville (11/24), played as a reserve at safety and on special teams. Notched two tackles on special teams coverage units.
- At Indianapolis (12/1), saw action as a reserve at safety and posted two tackles. Tied for the team lead with a special teams tackle on coverage units.
- At Oakland (12/8), saw significant action as a reserve at safety and amassed three tackles.
- Against Houston (12/15), played as a reserve at safety and on special teams.
- At New England (1/4), saw action as a reserve safety in his postseason debut and posted two tackles.
- At Kansas City (1/19), saw action as a reserve at safety and on special teams. Posted a special teams tackle on coverage units and hauled in his first career reception on a fake punt. Extended the Titans' final touchdown drive with a 28-yard reception from Brett Kern on a fake punt in the fourth quarter.

COLLEGE:

- During a three-year career at Iowa, played in 36 games with 19 starts and totaled 125 tackles, six interceptions, a sack, 3.5 tackles for loss and nine passes defended. Declared for the NFL Draft following his junior campaign.
- As a junior (2018), named Tatum-Woodson Defensive Back of the Year in the Big Ten. Selected second team All-America by The Associated Press and USA Today and All-Big Ten by league coaches and media. Selected as Roy Carver Most Valuable Player for the Iowa defense. Started all 13 games and shared the team lead with four interceptions and seven pass break-ups, while ranking second with 65 tackles.
- As a sophomore (2017), saw action in 10 games with six starts and recorded 56 tackles, two interceptions with a touchdown return, and two passes defended. Named to Associated Press All-Bowl team following his performance in Pinstripe Bowl win over Boston College.
- As a freshman (2016), saw action in all 13 games, primarily on special teams, recording three solo tackles and one assist.
- Majored in sports and recreation management with a minor in entrepreneurship at Iowa.

PERSONAL:

- Attended Parker Center (Brooklyn Park, Minn.), High School where he played primarily safety and wide receiver, but also lined up as cornerback, running back, quarterback and linebacker.
- As a senior, was selected Conference MVP, named first team All-State and was a finalist for "Mr. Football."
- In his final high school campaign, the team captain set the school record for interceptions in a season (11) and helped team post a 9-3 record, while reaching state playoffs.
- Named second team All-State as a junior and third-team All-State as a sophomore and was selected first team All-Conference for three straight seasons.
- Also played basketball.
- List of favorites: (TV show) "Naruto"; (movies) "Transformers" series;



(musician) Drake; (meal) My mom's chicken and rice; (dessert) My mom's brownies or her scotcheroos; (childhood sports team) Miami Heat because of Dwyane Wade and LeBron James; and (hidden talent) Fortnite.

- Follow Hooker on X @amaniball.
- Follow Hooker on Instagram at @amanihooker27.
- Born Amani Corvelle Hooker on June 14, 1998 in Minneapolis, Minn.

AMANI HOOKER'S GAME-BY-GAME

2019 Tennessee Titans

Date	Opp	W/L	P/S	Tot Solo Asst	Sk - Yds	QBP	TFL	Int - Yds -TD	PD	FF	FR - Yds	SpT
Sept 8	@ Cle	W	p	0 0 0	0.0 0.0	0	0 0	0 0 0 0 0 0	0	0	0 0	0 1
Sept 15	Ind	L	p	0 0 0	0.0 0.0	0	0 0	0 0 0 0 0 0	0	0	0 0	0 0
Sept 19	@ Jax	L	p	0 0 0	0.0 0.0	0	0 0	0 0 0 0 0 0	0	0	0 0	0 1
Sept 29	@ Atl	W	p	4 3 1	0.0 0.0	0	0 0	0 0 0 0 0 0	0	0	0 0	0 0
Oct 6	Buf	L	p	0 0 0	0.0 0.0	0	0 0	0 0 0 0 0 0	0	0	0 0	0 1
Oct 13	@ Den	L	p	0 0 0	0.0 0.0	0	0 0	0 0 0 0 0 0	0	0	0 0	0 0
Oct 20	LAC	W	p	1 1 0	0.0 0.0	0	0 0	0 0 0 0 0 0	0	0	0 0	0 0
Oct 27	TB	W	p	1 0 1	0.0 0.0	0	0 0	0 0 0 0 0 0	0	0	0 0	0 1
Nov 3	@ Car	L	p	0 0 0	0.0 0.0	0	0 0	0 0 0 0 0 0	0	0	0 0	0 0
Nov 10	KC	W	p	2 1 1	0.0 0.0	0	0 0	0 0 0 0 0 0	0	0	0 0	0 0
Nov 24	Jax	W	p	0 0 0	0.0 0.0	0	0 0	0 0 0 0 0 0	0	0	0 0	0 2
Dec 1	@ Ind	W	p	2 2 0	0.0 0.0	0	0 0	0 0 0 0 0 0	0	0	0 0	0 1
Dec 8	@ Oak	W	p	3 1 2	0.0 0.0	0	0 0	0 0 0 0 0 0	0	0	0 0	0 0
Dec 15	Hou	L	p	0 0 0	0.0 0.0	0	0 0	0 0 0 0 0 0	0	0	0 0	0 0
Dec 22	NO	L	p	0 0 0	0.0 0.0	0	0 0	0 0 0 0 0 0	0	0	0 0	0 0
Dec 29	@ Hou	W	p	0 0 0	0.0 0.0	0	0 0	0 0 0 0 0 0	0	0	0 0	0 1
Totals		9-7	16/0	13 8 5	0.0 0.0	0	0 0	0 0 0 0 0 0	0	0	0 0	0 8

Playoffs

Jan 4	@ NE	W	p	2 0 2	0.0 0.0	0	0 0	0 0 0 0 0 0	0	0	0 0	0 0
Jan 11	@ Bal	W	p	1 0 1	0.0 0.0	0	0 0	0 0 0 0 0 0	0	0	0 0	0 0
Jan 19	@ KC	L	p	0 0 0	0.0 0.0	0	0 0	0 0 0 0 0 0	0	0	0 0	0 1
Totals		2-1	3/0	3 0 3	0.0 0.0	0	0 0	0 0 0 0 0 0	0	0	0 0	0 1

2020 Tennessee Titans

Date	Opp	W/L	P/S	Tot Solo Asst	Sk - Yds	QBP	TFL	Int - Yds -TD	PD	FF	FR - Yds	SpT
Sept 14	@ Den	W	p	0 0 0	0.0 0.0	0	0 0	0 0 0 0 0 0	0	0	0 0	0 1
Sept 20	Jax	W	p	2 2 0	0.0 0.0	0	0 0	0 0 0 0 1 0	0	0	0 0	0 0
Sept 27	@ Min	W	p	1 1 0	0.0 0.0	0	0 1	3 0 1 0 0 0	0	0	0 0	0 0
Oct 13	Buf	W	p	2 2 0	0.0 0.0	0	0 0	0 0 0 0 0 0	0	0	0 0	0 1
Oct 18	Hou	W	p	1 1 0	0.0 0.0	0	0 0	0 0 0 0 0 0	0	0	0 0	0 0
Oct 25	Pit	L	p	3 2 1	0.0 0.0	0	0 1	0 0 2 0 0 0	0	0	0 0	0 1
Nov 1	@ Cin	L	p	1 0 1	0.0 0.0	0	0 0	0 0 0 0 0 0	0	0	0 0	0 1
Nov 8	Chi	W	p	7 5 2	0.0 0.0	0	0 0	0 0 0 0 0 0	0	0	0 0	0 2
Nov 12	Ind	L	p	1 1 0	0.0 0.0	0	0 0	0 0 0 0 0 0	0	0	0 0	0 0
Nov 22	@ Bal	W	S	6 3 3	0.0 0.0	0	0 1	6 0 2 0 0 0	0	0	0 0	0 0
Nov 29	@ Ind	W	p	0 0 0	0.0 0.0	0	0 0	0 0 0 0 1 0	0	0	0 0	0 0
Dec 6	Cle	L	p	2 1 1	0.0 0.0	0	0 0	0 0 0 0 0 0	0	0	0 0	0 0
Dec 13	@ Jax	W	S	7 5 2	0.0 0.0	0	1 0	0 0 0 0 0 0	0	0	0 0	0 0
Dec 20	Det	W	S	7 5 2	0.0 0.0	0	0 0	0 0 0 0 0 0	0	0	0 0	0 0
Dec 27	@ GB	L	p	2 1 1	0.0 0.0	0	0 0	0 0 0 0 0 0	0	0	0 0	0 0
Jan 3	@ Hou	W	p	2 1 1	0.0 0.0	0	0 1	2 0 1 0 0 0	0	0	0 0	0 1
Totals		11-5	16/3	44 30 14	0.0 0.0	0	1 4	11 0 8 0 0	0	0	0 0	0 7

Playoffs

Jan 10	Bal	L	p	0 0 0	0.0 0.0	0	0 0	0 0 0 0 0 0	0	0	0 0	0 0
Totals		0-1	1/0	0 0 0	0.0 0.0	0	0 0	0 0 0 0 0 0	0	0	0 0	0 0

2021 Tennessee Titans

Date	Opp	W/L	P/S	Tot Solo Asst	Sk - Yds	QBP	TFL	Int - Yds -TD	PD	FF	FR - Yds	SpT
Sept 12	Ari	L	S	6 6 0	0.0 0.0	0	0 0	0 0 0 0 0 0	0	0	0 0	0 0
Sept 19	@ Sea	W	IR									
Sept 26	Ind	W	IR									
Oct 3	@ NYJ	L	IR									
Oct 10	@ Jax	W	IR									
Oct 18	Buf	W	S	9 6 3	0.0 0.0	0	0 0	0 0 0 0 1 0	0	0	0 0	0 0
Oct 24	KC	W	IA									
Oct 31	@ Ind	W	S	4 2 2	0.0 0.0	0	0 0	0 0 0 0 1 0	0	0	0 0	0 0
Nov 7	@ LAR	W	S	12 8 4	0.0 0.0	0	0 0	0 0 0 0 0 0	0	0	0 0	0 0
Nov 14	NO	W	S	4 2 2	0.0 0.0	0	0 0	0 0 0 0 0 0	0	0	0 0	0 0
Nov 21	Hou	L	S	4 1 3	0.0 0.0	0	0 0	0 0 0 0 0 0	0	0	0 0	0 0

Nov 28	@ NE	L	S	5 3 2	0.0 0.0	0	0 0	0 0 0 0 0 0	0	0	0 0	0 0
Dec 12	Jax	W	S	2 2 0	0.0 0.0	0	0 0	0 0 0 0 0 0	0	1	0 0	0 0
Dec 19	@ Pit	L	S	2 1 1	0.0 0.0	0	0 0	0 0 0 0 0 0	0	0	0 0	0 0
Dec 23	SF	W	S	6 2 4	0.0 0.0	0	0 1	21 0 1 0 0 0	0	0	0 0	0 0
Jan 2	Mia	W	S	6 3 3	0.0 0.0	0	0 0	0 0 0 0 0 0	0	1	0 0	0 0
Jan 9	@ Hou	W	S	2 2 0	0.0 0.0	0	0 1	0 0 0 0 0 0	0	0	0 0	0 0
Totals		12-5	12/12	62 38 24	0.0 0.0	0	1 1	21 0 4 1 0	0	0	0 0	0 0

Playoffs

Jan 22	Cin	L	S	7 4 3	0.0 0.0	0	0 1	15 0 2 0 0 0	0	0	0 0	0 1
Totals		0-1	1/1	7 4 3	0.0 0.0	0	0 1	15 0 2 0 0	0	0	0 0	0 1

2022 Tennessee Titans

Date	Opp	W/L	P/S	Tot Solo Asst	Sk - Yds	QBP	TFL	Int - Yds -TD	PD	FF	FR - Yds	SpT
Sept 11	NYG	L	S	4 3 1	0.0 0.0	0	0 1	0 0 1 0 0 0	0	0	0 0	0 0
Sept 19	@ Buf	L	S	2 2 0	0.0 0.0	0	0 0	0 0 0 0 1 0	0	0	0 0	0 0
Sept 25	LV	W	S	6 5 1	0.0 0.0	0	0 0	0 0 0 0 0 0	0	1	0 0	0 0
Oct 2	@ Ind	W	IA									
Oct 9	@ Was	W	IA									
Oct 23	Ind	W	S	10 9 1	0.0 0.0	0	1 0	0 0 0 0 0 0	0	0	0 1	0 0
Oct 30	@ Hou	W	S	1 1 0	0.0 0.0	0	0 0	0 0 0 0 0 0	0	0	0 0	0 0
Nov 6	@ KC	L	IA									
Nov 13	Den	W	IA									
Nov 17	@ GB	W	IA									
Nov 27	Cin	L	S	8 6 2	0.0 0.0	0	0 0	0 0 0 0 0 0	0	0	0 0	0 0
Dec 4	@ Phi	L	S	6 4 2	0.0 0.0	1	0 0	0 0 0 0 0 0	0	0	0 0	0 0
Dec 11	Jax	L	S	4 4 0	0.0 0.0	3	0 0	0 0 0 0 1 0	0	0	0 0	0 0
Dec 18	@ LAC	L	IA									
Dec 24	Hou	L	IA									
Dec 29	Dal	L	IA									
Jan 7	@ Jax	L	S	5 5 0	0.0 0.0	0	0 0	0 0 0 0 0 0	0	0	0 0	0 0
Totals		7-10	9/9	46 39 7	0.0 0.0	4	1 1	0 0 3 1 1	0	0	0 0	0 0

2023 Tennessee Titans

Date	Opp	W/L	P/S	Tot Solo Asst	Sk - Yds	QBP	TFL	Int - Yds -TD	PD	FF	FR - Yds	SpT
Sept 10	@ NO	L	S	4 2 2	0.0 0.0	0	1 1	10 0 2 0 0 0	0	0	0 0	0 1
Sept 17	LAC	W	IA									
Sept 24	@ Cle	L	S	11 9 2	0.0 0.0	1	0 0	0 0 0 0 0 0	0	0	0 0	0 0
Oct 1	Cin	W	S	5 4 1	0.0 0.0	0	1 0	0 0 0 0 1 0	0	0	0 0	0 0
Oct 8	@ Ind	L	S	4 2 2	0.0 0.0	0	0 0	0 0 0 0 0 0	0	0	0 0	0 0
Oct 15	Bal	L	S	7 6 1	0.0 0.0	0	1 0	0 0 0 0 0 0	0	0	0 0	0 1
Oct 29	Atl	W	S	7 7 0	0.0 0.0	0	0 0	0 0 0 0 1 0	0	0	0 0	0 0
Nov 2	@ Pit	L	S	7 6 1	0.0 0.0	0	0 0	0 0 0 0 0 0	0	0	0 0	0 0
Nov 12	@ TB	L	S	5 4 1	0.0 0.0	1	0 0	0 0 0 0 0 0	0	0	0 0	0 0
Nov 19	@ Jax	L	S	4 3 1	0.0 0.0	0	0 0	0 0 0 0 0 0	0	0	0 0	0 0
Nov 26	Car	W	S	10 8 2	0.0 0.0	0	0 0	0 0 0 0 0 0	0	0	0 0	0 1
Dec 3	Ind	L	S	3 2 1	0.0 0.0	0	0 0	0 0 0 0 2 0	0	0	0 0	0 1
Dec 11	@ Mia	W	S	5 4 1	0.0 0.0	0	0 0	0 0 0 0 1 0	0	0	0 0	0 0
Dec 17	Hou	L	S	8 8 0	0.0 0.0	0	0 0	0 0 0 0 0 0	0	0	0 0	0 0
Dec 24	Sea											
Dec 31	@ Hou											
Jan 7	Jax											
Totals		5-9	13/13	80 65 15	0.0 0.0	2	3 1	10 0 7 0 0	0	0	0 0	0 4

Placed on injured reserve on Dec. 22



AMANI HOOKER'S NFL STATISTICS

REGULAR SEASON				TACKLES							INTERCEPTIONS					FUMBLES			
Year	Team	GP	GS	Tot	Solo	Asst	Sk	Yds	QBP	TFL	No	Yds	Lg	TD	PD	FF	FR	Yds	SpT
2019	Tennessee	16	0	13	8	5	0.0	0.0	1	0	0	0	0	0	0	0	0	0	8
2020	Tennessee	16	3	44	30	14	0.0	0.0	0	1	4	11	6	0	8	0	0	0	7
2021	Tennessee	12	12	62	38	24	0.0	0.0	0	1	1	21	21	0	4	1	0	0	0
2022	Tennessee	9	9	46	39	7	0.0	0.0	4	1	1	0	0	0	3	1	1	0	0
2023	Tennessee	13	13	80	65	15	0.0	0.0	2	3	1	10	10	0	7	0	0	0	4
NFL Totals		66	37	245	180	65	0.0	0.0	6	6	7	42	21	0	22	2	1	0	19

PLAYOFFS				TACKLES							INTERCEPTIONS					FUMBLES			
Year	Team	GP	GS	Tot	Solo	Asst	Sk	Yds	QBP	TFL	No	Yds	Lg	TD	PD	FF	FR	Yds	SpT
2019	Tennessee	3	0	3	0	3	0.0	0.0	0	0	0	0	0	0	0	0	0	0	0
2020	Tennessee	1	0	0	0	0	0.0	0.0	0	0	0	0	0	0	0	0	0	0	0
2021	Tennessee	1	1	7	4	3	0.0	0.0	0	0	1	15	15	0	2	0	0	0	1
NFL Totals		5	1	10	4	6	0.0	0.0	0	0	1	15	15	0	2	0	0	0	1

Single-Game Highs

Tackles - 12 at L.A. Rams (11/7/21)
 Interceptions - 1 (Seven times, last at New Orleans 9/10/23)
 Passes Defensed - 2 (Four times, last vs. Indianapolis 12/3/23)
 Quarterback Pressures - 3 vs. Jacksonville (12/11/22)
 Forced Fumble - 1 (Twice, last vs. Las Vegas 9/25/22)
 Fumble Recovery - 1 vs. Indianapolis (10/23/22)
 Special Teams Tackles - 2 (Twice, last vs. Chicago 11/8/20)

Defensive Two-Point Conversion - 1 vs. Indianapolis (12/3/23)
 Misc Tackles - 1 vs. Indianapolis (12/3/23)

Playoff Single-Game Highs

Tackles - 7 vs. Cincinnati (1/22/22)
 Interceptions - 1 vs. Cincinnati (1/22/22)
 Passes Defensed - 2 vs. Cincinnati (1/22/22)
 Special Teams Tackles - 1 vs. Cincinnati (1/22/22)

Additional Statistics

Rushes - 1 for 4 yards at Jacksonville (12/13/20); 1 for 2 yards vs. Atlanta (10/29/23)
 Receptions - 1 for 6 yards vs. Arizona (9/12/21)
 Special Teams Forced Fumble - 1 at New Orleans (9/10/23)
 Special Teams Fumble Recovery - 1 at New Orleans (9/10/23)

Additional Playoff Statistics

Receptions - 1 for 28 yards at Kansas City (1/19/20); 1 for 6 yards vs. Arizona (9/12/21)



DeANDRE HOPKINS

WIDE RECEIVER • 6'1" • 212 LBS

COLLEGE: CLEMSON • ACQUIRED: FREE AGENT - 2023

NFL EXPERIENCE (NFL/TITANS): 12/2 • HOMETOWN: CENTRAL, S.C.

GAMES PLAYED/GAMES STARTED: 162/161 (PLAYOFFS: 6/6)



PRO BOWL: 2015, 2017, 2018, 2019, 2020

PRO: The Titans signed DeAndre Hopkins as a free agent in the 2023 offseason. The 6-foot-1-inch, 212-pounder brings a veteran presence to a young receiving room and possesses an impressive combination of size, catch radius, a talent to win contested catches and an ability to read defenses. Entering 2024, the four-time All-Pro (first-team 2017-19, second team 2020) and five-time Pro Bowl selection ranks first in receptions (928), first in first down receptions (642), first in receiving yards (12,355) and third in receiving touchdowns (78) since entering the league in 2013. Hopkins was selected with the 27th overall pick in the 2013 NFL Draft out of Clemson and spent his first seven seasons with the Houston Texans before being traded to the Arizona Cardinals in 2020.

CAREER HIGHLIGHTS:

- In his first 11 seasons, Hopkins established himself as one of the premier receivers in NFL history with 928 receptions for 12,355 yards and 78 touchdowns while starting in 161 games.
- Hopkins is a five-time Pro Bowl selection (2015, 2017-20) and four-time All-Pro selection. Named first team All-Pro in three straight seasons (2017-19) and second team All-Pro in 2020.
- Through 2023, Hopkins has surpassed 100 receptions four times in his career, has seven seasons of 1,000-plus receiving yards, three seasons with 10-plus touchdowns and has posted 100-plus receiving yards in a game 43 times.
- From 2013 to 2023, ranked first in receptions (928), first in first down receptions (642), first in receiving yards (12,355), third in receiving touchdowns (78) and first in receptions of 25-plus yards (113) during the regular season.
- Enters 2024 with at least one reception in all 162 career games played during the regular season. That represents the longest active streak in the NFL and is the third-longest in the Super Bowl era to begin a career.
- Was the only NFL player to have 100-plus receptions every season between 2018-20.
- Hopkins (two) joins Davante Adams (two) as the only active NFL players with at least 100 receptions, 1,500 receiving yards and 11 touchdown receptions in multiple seasons (2015, 2018).
- In 2023, Hopkins became one of 17 players in NFL history to reach 900 receptions, 12,000 receiving yards and 75 touchdown catches during a career. Only five players—Hopkins, Marvin Harrison, Jerry Rice, Brandon Marshall and Larry Fitzgerald—reached all three milestones within their first 11 NFL seasons.
- In Week 10 of the 2020, season Hopkins hauled in a 43-yard pass from Kyler Murray over three Buffalo Bills defenders in the end zone with two seconds remaining for the game-winning touchdown. The play was dubbed "Hail Murray" and won the 2021 ESPY for "Best Play."
- In 2019, finished the season with 104 receptions for 1,165 yards and seven touchdowns and was named first-team AP NFL All-Pro for the third consecutive year.
- In 2018, named to his second consecutive AP NFL All-Pro first team and Pro Bowl after posting 115 receptions for 1,572 yards and 11 touchdowns.
- In 2017, Hopkins posted 96 receptions for 1,378 yards and 13

touchdowns earning him first-team AP NFL All-Pro and Pro Bowl honors. His 13 receiving touchdowns led the league. Became one of two players in 2017 to score a receiving touchdown in five consecutive games.

- In 2015, named to his first Pro Bowl and selected second-team AP NFL All-Pro after finishing the year with 111 receptions for 1,521 yards and 11 touchdowns. Became the first player in NFL history with at least nine catches and 145 receiving yards in three consecutive games (Weeks 4-6).
- In 2014, recorded 76 receptions for 1,210 yards and six touchdowns. He became the 25th player in NFL history to amass 2,000 yards receiving through his first two seasons. Recorded a career-high 238 receiving yards on nine receptions in Week 13 against the Titans.
- In 2013, Hopkins started all 16 games and finished the season with 52 receptions for 802 yards. Earned a spot on the PFWA All-Rookie Team and was voted the Texans Rookie of the Year by teammates. Was named NFL Offensive Rookie of the Month in September after recording 20 receptions for 270 yards and a touchdown.

TITANS TIDBITS:

- Started his annual NFL FLAG Football League in 2021, a program that teaches the fundamentals of football through a no-contact rule and team-oriented environment.
- Hopkins' mother, Sabrina Greenlee, established the SMOOTH Foundation to assist survivors of domestic violence. In addition to providing financial assistance to the foundation, Hopkins also spends time meeting with women his mother mentors and speaking to high school students about his past experiences.
- Following his freshman season at Clemson, Hopkins briefly joined the basketball team. He appeared in seven games for the Tigers, recording a rebound, steal, block and an assist.

CAREER TRANSACTIONS:

- The Central, S.C., native was selected by the Houston Texans in the first round (27th overall) of the 2013 NFL Draft.
- Traded by the Texans to the Arizona Cardinals on March 13, 2020.
- Released by the Cardinals on May 26, 2023.
- Signed by the Titans as a free agent on July 24, 2023.

SEASON RECAPS:

2023 (17/16 - Tennessee): Played in all 17 games with 16 starts at wide receiver. Led the team with 75 receptions, 1,057 receiving yards and seven receiving touchdowns. Rushed twice for nine yards. Has caught at least one pass in all 162 career games played, the longest active streak in the NFL. Has 43 career 100-yard receiving performances (including the playoffs), including three in 2023 (at IND, vs. ATL, at MIA). Led or tied for the team lead in receptions 10 times in 2023 (at NO, vs. LAC, at IND, vs. ATL, at PIT, at JAX, vs. IND, at MIA, at HOU, vs. JAX). Led the team in receiving yards 11 times in 2023 (at NO, at CLE, vs. CIN, at IND, vs. ATL, at JAX, vs. CAR, vs. IND, at MIA, at HOU, vs. JAX).

- At New Orleans (9/10), started at wide receiver in his Titans debut and led the team with seven receptions and 65 receiving yards. Extended the Titans' fourth scoring drive with a 16-yard catch on third-and-10 in the final



quarter.

- Against L.A. Chargers (9/17), tied for the team lead with four catches for 40 yards. Kept the Titans' second scoring drive alive with a nine-yard grab on third-and-four in the third quarter. Extended the Titans' final touchdown drive with a 14-yard catch on third-and-four in the fourth stanza. Set up the Titans' game-winning field goal with a 14-yard reception to the Chargers' 23-yard line in overtime.
- At Cleveland (9/24), led the team with 48 receiving yards on three catches. Hauled in a 26-yard pass down the left sideline late in the second quarter.
- Against Cincinnati (10/1), led the team with 63 receiving yards on four receptions. Kept the Titans' first touchdown drive alive with a 38-yard grab down the right sideline on third-and-seven in the second stanza. Converted a pair of third downs during the Titans' final scoring march: a six-yard catch on third-and-five and a 12-yard hookup on third-and-five in the third stanza.
- At Indianapolis (10/8), started at wide receiver in his 150th career regular season game and collected team-highs with eight catches and 140 receiving yards. Snared an 11-yard pass on third-and-six during the Titans' opening scoring drive in the first quarter. Set up the Titans' first touchdown with a pair of catches for 52 yards in the third quarter.
- Against Atlanta (10/29), tied for the team lead with four catches for a team-best 128 yards while tying a career-high with three receiving scores. Registered his first career game with at least 100 receiving yards and three touchdown receptions. Became the third player in NFL history to catch the first career touchdown pass of four different players, joining Marvin Harrison and Joey Galloway. Gave Tennessee a 7-3 lead with his first touchdown in a Titans uniform, a 47-yard bomb from Will Levis, late in the first quarter. Got open across the middle for a 16-yard touchdown grab and a 14-3 lead in the second quarter. Increased the Titans lead to 21-9 with a 61-yard reception late in the third quarter.
- At Pittsburgh (11/2), tied for the team lead with four receptions for 60 yards. Rushed once for five yards. Converted a first-and-23 with a 29-yard reception in the first quarter. Extended the Titans' touchdown drive with a five-yard catch on third-and-three in the second quarter.
- At Jacksonville (11/19), led the team with four receptions and 59 receiving yards to go along with a touchdown. Got the Titans on the scoreboard with a 43-yard touchdown catch on the final play of the third quarter.
- Against Indianapolis (12/3), led the squad with five receptions and 75 receiving yards with a touchdown. Set up the Titans' second touchdown with a 27-yard catch, his 900th career reception, to the Colts' five-yard line in the second quarter. Caught an 18-yard pass in the second quarter to hit the 12,000-yard career receiving mark. He became the 29th player in NFL history to reach the plateau. Evened the score at 25-25 with a three-yard touchdown grab in the fourth stanza. Became the fifth NFL player to record 900 receptions (903), 12,000 receiving yards (12,072) and 75 receiving touchdowns (76) within his first 11 seasons, joining Marvin Harrison, Jerry Rice, Brandon Marshall and Larry Fitzgerald.
- At Miami (12/11), led the team with seven receptions and 124 receiving yards with a touchdown. Set up the Titans' field goal just before halftime with an acrobatic, 45-yard catch down to the Miami 10-yard line late in the second quarter. Got the Titans to within one score with a three-yard touchdown grab in the fourth quarter. Kickstarted the Titans' game-winning touchdown drive with a 36-yard reception late in the final stanza.
- At Houston (12/31), saw action as a reserve at wide receiver for the first time in his career and led the team with seven catches and 72 receiving yards. Set up the Titans' field goal with an 18-yard grab along the sideline with a second remaining in the first half. With a 14-yard catch in the third quarter, he reached the 1,000-yard receiving mark for the seventh time in his career. He joined 29 previous NFL players who have recorded at least seven 1,000-yard receiving seasons.
- Against Jacksonville (1/7), led the team with seven catches and 46 receiving yards with a touchdown. Increased the Titans lead to 28-13 with a six-yard touchdown grab early in the third quarter.

2022 (9/9 - Arizona) Started nine games and finished with 64 receptions for 717 yards and three touchdowns. Led the Cardinals in receiving yards and ranked second in receptions. Registered three games of 10-plus receptions, only Larry Fitzgerald (four in 2017) had more games with 10-plus receptions in a season in franchise history. Was suspended for the first six games of the season. Was inactive the last two games of the

season due to injury.

- Against New Orleans (10/20), made his first start of the season and led the team with 10 receptions and 103 receiving yards.
- At Minnesota (10/30), recorded 12 receptions for 159 yards and one touchdown. His first catch of the game was the 800th of his career. Only two players in NFL history reached 800 receptions at a younger age than Hopkins (30 years, 146 days)—Larry Fitzgerald (30 years, 57 days) and Antonio Brown (30 years, 138 days). The game was the 138th of his career. Only four players in NFL history reached 800 career receptions in fewer games; Antonio Brown (126), Julio Jones (127), Marvin Harrison (131) and Andre Johnson (137). The 159 receiving yards marked the 39th time he registered 100-yards receiving in a game, among active players only Julio Jones (50) has more 100-yard receiving games.
- Against Seattle (11/6), had four receptions for 36 yards and one touchdown.
- Against L.A. Rams (11/13), finished the game with 10 receptions for 98 yards. Marked the 15th time in his career, he registered 10+ receptions in a game and the third of the season.
- Against San Francisco (11/21), hauled in nine passes for 91 yards. Surpassed 11,000 receiving yards for his career. Hopkins joined Julio Jones and DeSean Jackson as the only active players with 11,000+ receiving yards in their career at the conclusion of the 2022 season. At 30 years, 168 days old, he became the fourth-youngest player in NFL history to reach the 11,000 receiving yards milestone.
- Against L.A. Chargers (11/27), led the team with 87 receiving yards on four receptions with one touchdown. The touchdown marked the 71st of his career. Among active players, only Davante Adams (83) and Mike Evans (78) have more receiving touchdowns.
- Against New England (12/12), led the team with seven receptions for 79 yards.
- At Denver (12/18), led the team with seven receptions for 60 yards.

2021 (10/10 - Arizona): Started all 10 games he was active for and recorded a team-high eight touchdown receptions on 42 catches for 572 yards. Was named a Cardinals team captain for the first time. Was inactive for three games. Placed on injured reserve on Dec. 18, 2021 and missed the rest of the season.

- At Tennessee (9/12), led the team with 83 receiving yards on six receptions and added two touchdowns, marking his 11th-career multiple-touchdown game and first with the Cardinals.
- Against Minnesota (9/19), recorded four receptions for 54 yards and one touchdown. Recorded a receiving touchdown in the first two games to open the season for the first time since 2016 and his three touchdown catches marked the highest total of his career through the first two games of a season.
- Against San Francisco (10/10), tallied team highs in receptions (nine), and yards (87). Also added a touchdown. Reached 770 receptions for his career, the most in NFL history prior to a player's 30th birthday (he did not turn 30 until 6/6/22). On the Cardinals' final touchdown drive, he registered two receptions on back-to-back plays to give Arizona a 17-7 lead. With the Cardinals leading 17-10 and facing a second-and-eight with 3:25 left, he hauled in an 11-yard reception for a first down to seal the game.
- At Cleveland (10/17), caught three passes for 55 yards and two touchdowns. Matched his previous season's touchdown total (six) and trailed only two players in franchise history for the most touchdown catches through the first six games of a season.
- Against Houston (10/24), totaled a team-high seven receptions for 53 yards and one touchdown.
- Against Green Bay (10/28), led the team with 66 receiving yards on just two receptions.
- At Chicago (12/5), caught two passes for 32 yards and one touchdown for an offense that became just the fifth team in NFL history to go at least five straight games without a turnover.
- Against L.A. Rams (12/13), had five receptions for 54 yards.

2020 (16/16 - Arizona): Started 16 games and recorded 115 receptions for 1,407 yards and six touchdowns. His receptions tied for second in the NFL, his receiving yards ranked third and he was tied for second in 100-yard games (seven) during his first season with the Cardinals. Named second-team All-Pro and was selected to his fifth Pro Bowl, joining Davante Adams, Keenan Allen and Tyreek Hill as the four wide receivers selected to the Pro Bowl in each of the last four seasons. Named the



Lloyd Herberg team MVP by the local PFWA chapter. Established a franchise record for the most receptions in a season and ranked eighth in team history for the most receiving yards in a season. Posted his fourth-career 100-catch season, tied for the third most in NFL history through a player's first eight seasons.

- At San Francisco (9/13), established a franchise record for the most receptions in a season-opener with a career-high 14 catches (tied for the second-highest single-game total in franchise history). Posted 151 receiving yards for an offense that gained 404 total net yards against the 49ers.
- Against Washington (9/20) had a game-high eight receptions for 68 yards and a touchdown.
- Against Detroit (9/27), gained 137 yards on a game-high 10 receptions.
- At N.Y. Jets (10/11), had six receptions for 131 yards and a touchdown, becoming the fourth-youngest player in NFL history to reach 9,000 career receiving yards (Randy Moss, Calvin Johnson and Larry Fitzgerald) with his first catch of the day. Secured an acrobatic 45-yard catch while falling out of bounds at the Jets 44-yard line before a grabbing a 37-yard touchdown reception on the Cardinals fourth quarter scoring drive.
- At Dallas (10/19), had two receptions for 73 yards and a pair of first downs that extended touchdown drives on Monday Night Football. Helped the Cardinals score a season-high 38 points and gain 438 total yards.
- Against Seattle (10/25), caught 10 passes for 103 yards and a 35-yard touchdown on Sunday Night Football. Helped the Cardinals gain 519 total yards against the Seahawks.
- Against Miami (11/8), caught three passes for 30 yards, breaking an NFL record for most receptions in a player's first eight games with a team and tying a franchise record for the most catches through the first eight games of a season (60).
- Against Buffalo (11/15), caught seven passes for 127 yards including a 43-yard game-winning Hail Mary touchdown with just two seconds remaining in regulation. Earned Bridgestone Clutch Performance Play of the Year and the "Best Play" award at the 2021 ESPYS for the "Hail Murray." Marked his fourth-career game-winning touchdown catch in the fourth quarter/overtime and the first to come with under a minute left on the clock. Earned NFC Offensive Player of the Week honors for his performance.
- At Seattle (11/19), had five receptions for 51 yards on Thursday Night Football, becoming the youngest player in NFL history to reach 700 career receptions (28 years, 166 days).
- Against L.A. Rams (12/6), gained 52 yards and scored one touchdown on a team-high eight receptions, eclipsing the 1,000-yard mark for the sixth time in his career and fourth consecutive season.
- At N.Y. Giants (12/13), caught nine passes for a game-high 136 yards, marking his sixth 100-yard outing of the season and fourth such performance at MetLife Stadium in four career games at the venue.
- Against Philadelphia (12/20), totaled nine receptions for a season-high 169 yards and what would turn out to be the game-winning touchdown on a 20-yard catch in the fourth quarter. Had receptions of 45 and 44 yards for an offense that gained a season-high 526 total net yards against the Eagles. Became just the fourth different player in franchise history to reach 100 receptions in a season.
- Against San Francisco (12/26), posted a game-high eight receptions, establishing a new franchise record for receptions in a season (111). Tallied 48 receiving yards on the eight receptions.
- At L.A. Rams (1/3), recorded four receptions for 35 yards. Surpassed 10,000 receiving yards for his career. At 28 years, 211 days old he became the youngest player in NFL history to reach the milestone. Became just the seventh player in NFL history with 10,000-plus receiving yards in his first eight seasons.

2019 (15/15, 2/2 - Houston): Started 15 games and had 104 receptions for 1,165 yards and seven touchdowns. Was his third consecutive season with at least 1,000 receiving yards. Named first-team All-Pro and voted to his fourth Pro Bowl. Marked his third consecutive season being named first-team All-Pro. Started both playoff contests and recorded postseason career highs in receptions (15) and receiving yards (208). Marked his third season between 2013-19 with more than 100 receptions, which is tied for the NFL's second most since 2013 (Antonio Brown). Tied for the AFC lead with five games of 100-plus receiving yards during the regular season. Registered at least five receptions in each game he played, extending his streak to 18 consecutive games with five-or-more catches, the longest

active streak in the NFL.

- At New Orleans (9/9), led the team with 111 receiving yards and two touchdowns on eight catches. Had at least 100 receiving yards for a fourth consecutive game for the first time since Weeks 3-6 of the 2015 season, which tied the longest streak of games with 100-plus receiving yards in his career.
- Against Atlanta (10/6), registered seven receptions for 88 yards while appearing in his 100th-career game. Became the 14th player in Texans history to play in at least 100 games with the team.
- At Indianapolis (10/20), finished with a team-high 106 receiving yards and a touchdown on nine receptions, notching his second 100-yard performance of the season and the 27th of his career. Marked his 10th consecutive game with at least five receptions.
- Against Oakland (10/27), totaled 109 receiving yards on a season-high 11 receptions, his second-consecutive 100-yard performance and the 28th of his career. Surpassed 8,000 career receiving yards at 27 years, 4 months, 22 days old, becoming the third-youngest player in NFL history to reach the milestone behind Randy Moss (26 years, 9 months, 25 days) and Larry Fitzgerald (27 years, 3 months, 20 days).
- At Jacksonville (11/3), recorded 48 yards and a touchdown on eight receptions in the win at Wembley Stadium in London. Marked his 12th-consecutive game with at least five receptions, tying his own franchise record (12 straight in 2015).
- At Baltimore (11/17), finished with a game-high 80 yards on seven receptions. At 27 years, 5 months, 12 days old, reached 600 receptions for his career, becoming the second-youngest player in NFL history to reach the milestone (Larry Fitzgerald; 27 years, 3 months, 20 days). Became the first player in Texans history to record at least seven catches in six-straight games.
- Against Indianapolis (11/21), posted 94 yards and two touchdowns on six receptions, marking his second game during the season with multiple touchdown receptions. Was his 10th career game with multiple touchdown catches, tying Andre Johnson (10) for the most such games in franchise history.
- Against New England (12/1), recorded a team-high 64 receiving yards on five receptions and threw his first career touchdown pass. Threw a six-yard touchdown pass to Deshaun Watson in the fourth quarter. Extended his streak to 15 consecutive games with at least five receptions, the longest streak in team history.
- Against Denver (12/8), led the team with 120 receiving yards and a touchdown on seven receptions. Registered his AFC leading fourth 100-yard performance of the season and his 29th career game with at least 100 receiving yards.
- At Tennessee (12/15), finished with 119 receiving yards on six receptions, including 98 receiving yards on four catches in the fourth quarter. Marks the second-most fourth quarter receiving yards in a game in franchise history, trailing his own record in Week 8 of 2017 at Seattle (106). It was his second-consecutive game with 100 receiving yards and fifth 100-yard outing of the season.
- Against Buffalo (1/4), totaled six receptions for 90 yards and converted a two-point conversion in Wild Card win. Hauled in the then-longest reception in Texans postseason history with a 41-yard grab and passed Andre Johnson (25) for the most career postseason receptions in franchise history with 28.
- At Kansas City (1/12), established postseason career highs for receptions (nine) and receiving yards (118) in the Divisional Round matchup. His 118 receiving yards set a Texans postseason record and his nine catches tied for the second-most in team history in a playoff contest. Became the third player in team history to record 100+ receiving yards in a playoff game, joining Andre Johnson (2011) and Keke Coutee (2018). Extended his streak to six consecutive postseason games with at least five receptions, the longest active streak in the NFL, the longest streak in franchise history and tied for the fifth longest playoff streak in NFL history, trailing only Julian Edelman (13 games from 2013-2018), Wes Welker (10, 2007-13), Jerry Rice (10, 1988-92) and Antonio Brown (seven, 2011-17).

2018 (16/16, 1/1 - Houston): Started all 16 games and set career highs in receptions (115) and receiving yards (1,572) and finished with his second-most touchdowns in a season (11). Earned AP All-Pro First Team honors for a second-consecutive season. Selected to his third-career and second-consecutive Pro Bowl. Tied Andre Johnson for the most



receptions (115) in a single season in franchise history. Started in the postseason contest and recorded five receptions for 37 yards.

- At New England (9/9), finished with a team-high 78 yards receiving on eight catches extending his streak to 10 consecutive games with 60-plus scrimmage yards, dating back to Week 8 of 2017.
- At Tennessee (9/16) recorded 110 yards receiving and one touchdown on six receptions (18.3 avg.). At 26 years, three months and 10 days, became the third youngest player in NFL history to reach 6,000 receiving yards behind only Randy Moss (25 years, eight months, 27 days) and Larry Fitzgerald (26 years, 0 months, 13 days).
- Against N.Y. Giants (9/23), finished second on the team with 86 receiving yards on four receptions. Extended his streak to 12 consecutive games with 60-or-more yards from scrimmage, dating back to Week 8 of the 2017 season, which is the longest active streak in the NFL.
- At Indianapolis (9/30), led the team with 169 yards on 10 receptions and one touchdown. His 24-yard reception in overtime set up a game-winning 37-yard field goal by Ka'iimi Fairbairn.
- Against Dallas (10/7), recorded a team-high 151 receiving yards on nine receptions and notched his first career pass defended on the Cowboys' Hail Mary play as time expired in regulation. Tied Andre Johnson (six) for the most receptions of 25-plus yards through Week 5 of a season in franchise history.
- Against Buffalo (10/14), registered a team-high 63 yards receiving on five receptions and one touchdown.
- At Jacksonville (10/21), recorded three receptions for 50 yards and one touchdown. Caught his 40th career touchdown, becoming the fastest player in franchise history to reach 40 career touchdowns in his 86th career game, passing Andre Johnson (99 games).
- Against Miami (10/25), finished with a team-high six receptions for 82 yards and two touchdowns. Tallied 13 touchdown receptions in 15 games played with Deshaun Watson.
- At Denver (11/4), tallied 10 receptions for 105 yards and one touchdown. Extended his streak to 18 consecutive games with at least 50 yards receiving, which is the longest streak in franchise history and tied Jerry Rice and Warren Wells (18) for the fourth-longest streak in NFL history. Broke his own franchise record for the most receiving yards (870 in 2015) through the first nine games of a season in franchise history.
- At Washington (11/18), caught five passes for 56 yards and one touchdown. Tied his own franchise record for the most consecutive games with one touchdown (five).
- Against Indianapolis (12/9), finished with four receptions for 36 yards and one touchdown. Recorded the 29th receiving touchdown at home in his career, which is the second-most in the NFL over that span behind only Antonio Brown.
- At N.Y. Jets (12/15), recorded 10 receptions for a season-high 170 yards and two touchdowns. At 26 years, six months and three days, became the second-youngest player in NFL history to reach 7,000 career receiving yards behind only Larry Fitzgerald (26 years, three months, 20 days).
- At Philadelphia (12/23), finished with nine receptions for 104 yards. Eclipsed 100 receptions in a season for the second time in his career (111 in 2015).
- Against Jacksonville (12/30), caught a single-game career-high 12 passes for 147 receiving yards. Recorded at least 100 yards in three consecutive games for the first time since Weeks 4-6 of the 2015 season. Joined Jerry Rice, Marvin Harrison and Brandon Marshall as the only receivers to record at least 100 receptions, 1,500 yards and 11 touchdowns in multiple seasons in NFL history.
- Against Indianapolis (1/5), notched five receptions for 37 yards in the Wild Card Round.

2017 (15/15 - Houston): Started 15 games and finished the season with 96 receptions for 1,378 yards and 13 touchdowns. Earned AP NFL All-Pro First Team, PFWA All-NFL Team and Pro Football Focus First Team Offense honors. Named a starter in his second Pro Bowl appearance. Led the NFL in receiving touchdowns with a single-season franchise-record and single-season career-high 13. Caught a touchdown in an NFL-high and franchise-record 10 different games and tied for the second-most games with two or more receiving touchdowns in the NFL (two). Ranked first in the NFL among wide receivers and third among all non-kickers in points scored with a single-season career-high 78. Scored a receiving touchdown in five straight games, becoming the first player in franchise history to do so and one of two players (Robbie Anderson) in the NFL to

do so in 2017. Became the first player in team history with a touchdown reception in eight straight home games and the only player in the NFL to score a rushing or receiving touchdown in every home game in 2017.

- Against Jacksonville (9/10), recorded seven receptions for 55 yards and a touchdown in the home opener.
- At New England (9/24), caught seven passes for the third straight game and tallied 76 yards.
- Against Kansas City (10/8), posted four receptions for 52 yards and a career-best three touchdown receptions. He became the second player in team history with three-or-more touchdown receptions in a single game and passed Kevin Walter (25) for the fifth most touchdowns in franchise history.
- At Seattle (10/29), caught eight passes for 224 yards and one touchdown. The 224 receiving yards was the second-most in the NFL and second-most in his career. Became the only player in team history to catch six touchdowns in a four-game span. The 10th player in NFL history to notch 224+ yards and a touchdown in a game on two separate occasions and topped 5,000 receiving yards for his career.
- At Baltimore (11/27), finished with a game-high seven receptions for a game-high 125 yards (17.9 yards per reception average). With the performance, became the fourth NFL player to top 1,000 receiving yards on the season, tied Andre Johnson (2003-07) for the most 100-yard games through a player's first five seasons in team history (17), passed Owen Daniels (385) for the second most receptions in team history.
- Against San Francisco (12/10), registered a season-high 11 receptions for 149 yards and two touchdowns. Recorded his 11th receiving touchdown of the year. Posted his 18th career game with 100+ receiving yards, the most in a player's first five seasons in franchise history, and continued his streak of scoring in every home game (seven).
- Against Pittsburgh (12/25), recorded four receptions for 65 yards and one touchdown increasing his NFL lead and franchise records to 13 receiving touchdowns and 10 games with one-or-more receiving touchdowns. Became the first player in franchise history to produce a touchdown reception in eight straight home games and produced 55-plus scrimmage yards in nine straight games to become the only receiver to string together such a streak in the NFL.

2016 (16/16, 2/2 - Houston): Started all 16 games and compiled 954 yards on 78 receptions and four touchdowns. Finished tied for second in the NFL in third-down receptions (28), tied for 24th in receptions (78) and 29th in receiving yards (954). Led the team in receptions, receiving yards and tied for the lead in touchdowns. Started in both postseason contests and recorded 11 receptions for 132 yards and one touchdown.

- Against Detroit (10/30), recorded four receptions for 44 yards. This marked 3,967 career receiving yards and passed Andre Johnson (3,953 from 2003-06) for the most receiving yards by a Texans player in the first four seasons of his career.
- At Jacksonville (11/13), surpassed 4,000 receiving yards for his career with a team-high five receptions for 48 yards.
- At Tennessee (1/1), recorded seven receptions for 123 yards for his 13th career 100-yard receiving game.
- Against Oakland (1/7), led the team with five receptions for 67 yards and his first career postseason touchdown in the AFC Wild Card round.
- At New England (1/14), posted team highs of six receptions for 65 yards in the AFC Divisional round.

2015 (16/16, 1/1 - Houston): Started all 16 games and recorded 111 receptions for 1,521 yards, six 100-yard receiving games and 11 touchdowns. Earned Pro Bowl and Associated Press NFL All-Pro second team. Ranked third in the NFL in receptions and yards and tied for seventh in receiving touchdowns. Passed Andre Johnson for the most receptions (239), receiving yards (3,533), receiving touchdowns (19) and 100-yard receiving games (11) in a player's first three seasons in franchise history. Started his first career postseason game against Kansas City (1/9). and led the team with six receptions for 69 yards.

- Against Kansas City (9/13), led both teams with 98 receiving yards and two touchdowns on nine receptions. Scored 14 total points (two receiving touchdowns, one two-point conversion), which was the second-highest single-game total by a wide receiver in team history.
- At Atlanta (10/4), recorded 157 receiving yards with nine receptions. Posted back-to-back 100-yard receiving games for the first time in his career.



- Against Indianapolis (10/8), led the team with a career-high 11 catches for 169 yards and posted his first career game with 10+ receptions.
- At Jacksonville (10/18), caught 10 passes for 148 yards and two touchdowns. Recorded his fourth consecutive 100-yard receiving game, which tied the franchise record (Andre Johnson, 2008). Became the first player in NFL history with at least nine catches and 145 receiving yards in three consecutive games (Weeks 4-6). Had the second-most receptions (52) and fourth-most yards (726) through six games in NFL history. Second player in team history with back-to-back games with 10 catches.
- Against N.Y. Jets (11/22), recorded five receptions for 118 yards and two touchdowns which put him at 204 career receptions and 3,057 career receiving yards. At 23 years, 169 days old, became the third-youngest player in NFL history to reach 200 career receptions and 3,000 career receiving yards, behind only Larry Fitzgerald (23 years, 108 days) and David Boston (23 years, 126 days). Became the fastest player in team history to reach 200 receptions and 3,000 receiving yards, doing so in his 42nd career game. The previous records were held by Andre Johnson (43 and 48 games respectively). Became the first player in team history to accumulate 1,000 receiving yards in the first 10 games of a season. Notched his 10th career 100-yard receiving game. Tied Andre Johnson (three in 2009) for the most multiple touchdown games in a single season in team history.
- Against New England (12/13), caught three passes for 52 yards (17.3 avg.), including a long of 40 yards. Set a single-season career high in receiving yards, surpassing his previous high of 1,210 receiving yards in 2014.
- At Tennessee (12/27), had seven receptions for 117 yards and one touchdown. Became just the third wide receiver in NFL history at age 23-or younger with 1,400 receiving yards and 11 receiving touchdowns in a season (Isaac Bruce, Randy Moss).
- Against Kansas City (1/9), in his first career playoff start led the team with six receptions for 69 yards in the AFC Wild Card game.

2014 (16/16 - Houston): Started all 16 games and recorded 76 receptions for 1,210 yards and six touchdowns. Named a Pro Bowl alternate after becoming the second player in franchise history to eclipse the 1,000-yard mark.

- Against Washington (9/7), hauled in a career long 76-yard touchdown in the second quarter. Finished the game with four receptions for 89 yards.
- At Oakland (9/14), recorded three receptions for 22 yards and a 12-yard touchdown.
- At N.Y. Giants (9/21), registered a six-catch, 116-yard performance and went over the 1,000-yard mark for his career. It was the second 100-yard game of his career.
- Against Buffalo (9/28), set a career high for touchdowns in a season (3) when he caught a 35-yard touchdown in the second quarter. Finished the game with five catches for 64 yards.
- At Dallas (10/5), led the team with six receptions for 63 yards.
- At Pittsburgh (10/20), caught six passes for 108 yards for his third career game with 100 yards receiving.
- At Tennessee (10/16), recorded five receptions for 95 yards to move into eighth place on the franchise's yards receiving list.
- Against Philadelphia (11/2), caught six passes for 115 yards and a touchdown for his third 100-yard receiving game of the season and fourth of his career.
- Against Cincinnati (11/23), recorded five receptions for 39 yards and caught his 100th career pass and passed his single-season career high (802 yards).
- Against Tennessee (11/3), had career-highs of 238 yards receiving, two touchdowns receiving and nine receptions. It was the fourth 200-yard receiving game and second highest total in franchise history. Averaged 26.4 yards per reception, the highest single-game average for a player with at least five receptions in franchise history. Tied a franchise single-game record with four receptions of 25+ yards. Became the second player in franchise history to eclipse the 1,000-yard mark in franchise history. Had 117 yards receiving in the first half and 121 in the second half, the first time in his career he had over 100 yards in a single half.
- At Jacksonville (12/7), had four catches for 49 yards. Also recovered an offensive fumble to keep a drive alive.
- At Indianapolis (12/14), led all receivers with five receptions for 77 yards.
- Against Baltimore (12/21), recorded five receptions for 38 yards to become the fifth player in franchise history with more than 2,000 receiving

yards and the second youngest (22 years, 198 days) player in NFL history to reach 2,000 yards receiving. Became the 25th player in NFL history with 2,000 yards receiving through his first two seasons.

2013 (16/16 - Houston): Started all 16 games at wide receiver and finished the season with 52 receptions for 802 yards and two touchdowns. Earned a spot on the PFWA All-Rookie Team and was voted the Texans Rookie of the Year by teammates. Caught at least one pass in all 16 games. Named NFL Offensive Rookie of the Month in September after finishing the month with 20 receptions for 270 yards and a touchdown. Appeared in his first NFL game and started at wide receiver at San Diego (9/9). Posted his first career touchdown against Tennessee (9/15).

- At San Diego (9/9), made his first career start in his NFL debut and recorded five receptions for 66 yards.
- Against Tennessee (9/15), had seven receptions for 117 yards and the game-winning touchdown in overtime to become the youngest player in NFL history to score the game-winning touchdown in overtime at 21 years and 101 days. His seven receptions tied the second-most receptions and the 117 yards was the second-most receiving yards by a Texans rookie in franchise history.
- At Baltimore (9/22), recorded a game-high six receptions for 60 yards at Baltimore.
- At Kansas City (10/20), recorded three receptions for 76 yards and a touchdown.
- At Arizona (11/10), tallied a game-high six receptions for 69 yards.
- Against New England (12/1), caught two passes for 77 yards, including a career-long and franchise-long reception by a rookie 66-yarder.

COLLEGE:

- Played in 39 games with 32 starts over three seasons (2010-12) at Clemson and recorded 206 receptions for 3,020 yards and 27 touchdowns. Also added 32 yards on a pair of kickoff returns and 82 yards on 12 punt returns to amass 3,134 all-purpose yards. Left Clemson ranked first in school history in receiving yards, first in receiving touchdowns, first in 100-yard receiving games (12) and second in receptions.
- Became the second player in ACC history to total at least 50 receptions as both a freshman and sophomore. Had at least one reception in each of his last 36 games, tied for a school record.
- Only player in school history with multiple 100-yard receiving performances in bowl games as he tallied 32 receptions for 403 yards and three touchdowns in three postseason appearances.
- As a junior (2012), started all 13 games and led the team with 82 receptions for 1,405 yards and 18 touchdowns. Was a semi-finalist for the Biletnikoff Award, given to the nation's top receiver, Hopkins was also a Maxwell Award Watch List member, earning second-team All-American honors from The NFL Draft Report, Athlon, CBSSports.com, Lindy's, Phil Steele, and Scout.com, in addition to being named third-team by the Associated Press and honorable mention from Sports Illustrated. Was an unanimous All-ACC first-team pick.
- His 82 grabs tied Sammy Watkins (2011) for second on the school and eighth on the ACC season-record list. His 1,405 receiving yards set a school record and is the second-best season total in ACC annals. His 18 touchdown catches set both school and conference records.
- As a sophomore (2011), played in 14 games with 11 starts and finished with 72 receptions for 978 yards and five touchdowns. Received All-American honorable mention and All-ACC first-team honors from The NFL Draft Report.
- As a freshman (2010), appeared in 12 games with eight starts and led the team in receptions with 52 for 637 yards and four touchdowns. His receptions and yards gained set new school freshman records. Also had two kickoff returns for 32 yards and two punt returns for 33 yards. Earned Freshman All-American third-team accolades from Phil Steele and The NFL Draft Report, Freshman All-ACC honors and was Clemson's Rookie of the Year. Gained at least 100 yards in his final four appearances. Following the football season, had a brief stint on the basketball team, appearing in seven games and recording a block, rebound, steal and assist.
- Majored in community recreation, sport and camp management at Clemson.

PERSONAL:

- Attended D.W. Daniel (Central, S.C.) where he had 57 receptions



for 1,266 yards and 18 touchdowns on offense and 28 interceptions, including five returned for touchdowns during his prep career. Also returned 11 punts for 289 yards and three touchdowns, along with two kickoff returns for 119 yards and one touchdown as a senior. Led D.W. Daniel High to a 37-4 record during his career.

- Rated the 12th-best wide receiver in the nation and the state's eighth-best overall prospect by Rivals.com and was the 14th-ranked cornerback by Scout.com.
- Super Prep's sixth-ranked athlete in the state, he received All-State first-team honors from the Charlotte Observer and The State, adding All-Southern honors from the Orlando Sentinel. Was a finalist for state's "Mr. Football" accolade, he was twice named All-State (defense) by the AP.
- Participated in the Offense-Defense All American game and the Shrine Bowl.
- Two-time Seneca Daily Journal Player of the Year and Anderson Independent Player of the Year choice, in addition to receiving Class AAA All-State honors from the High School Sports Report as a junior and senior.
- Added co-region player of the year recognition as a senior and was a three-time all-region pick.
- Also a four-year starter for the school's basketball team, he earned All-State honors three times and tallied more than 1,300 points, 400 rebounds, 600 assists and 200 steals in his prep career. Led the team to a state title as a senior, the school's first title since 1967.
- His uncle, the late Terry Smith, had 162 receptions as a Clemson Tiger from 1990-93.
- Follow Hopkins on X at @DeAndreHopkins and on Instagram at @deandrehopkins
- Born DeAndre Rashaun Hopkins on June 6, 1992 in Clemson, S.C.



DeANDRE HOPKINS' GAME-BY-GAME

2013 Houston Texans					RECEIVING				
Date	Opp.	W/L	P/S	No	Yds	Avg	Lg	TD	
Sept 9	@ SD	W	S	5	66	13.2	30	0	
Sept 15	Ten	W	S	7	117	16.7	28	1	
Sept 22	@ Bal	L	S	6	60	10.0	18	0	
Sept 29	Sea	L	S	2	27	13.5	16	0	
Oct 6	@ SF	L	S	2	23	11.5	18	0	
Oct 13	StL	L	S	3	47	15.7	22	0	
Oct 20	@ KC	L	S	3	76	25.3	35	1	
Nov 3	Ind	L	S	3	54	18.0	31	0	
Nov 10	@ Ari	L	S	6	69	11.5	22	0	
Nov 17	Oak	L	S	1	7	7.0	7	0	
Nov 24	Jax	L	S	1	8	8.0	8	0	
Dec 1	NE	L	S	2	77	38.5	66	0	
Dec 5	@ Jax	L	S	3	76	25.3	46	0	
Dec 15	@ Ind	L	S	3	52	17.3	39	0	
Dec 22	Den	L	S	1	8	8.0	9	0	
Dec 29	@ Ten	L	S	4	35	8.8	19	0	
Totals	2-14	16/16		52	802	15.4	66	2	

2014 Houston Texans					RECEIVING				
Date	Opp.	W/L	P/S	No	Yds	Avg	Lg	TD	
Sept 7	Was	W	S	4	89	22.3	76t	1	
Sept 14	@ Oak	W	S	3	22	7.3	12t	1	
Sept 21	@ NYG	L	S	6	116	19.3	49	0	
Sept 28	Buf	W	S	5	64	12.8	35t	1	
Oct 5	@ Dal	L	S	6	63	10.5	19	0	
Oct 9	Ind	L	S	1	12	12.0	12	0	
Oct 20	@ Pit	L	S	6	108	18.0	32	0	
Oct 26	@ Ten	W	S	5	95	19.0	23	0	
Nov 2	Phi	L	S	6	115	19.2	45	1	
Nov 16	@ Cle	W	S	4	80	20.0	41	0	
Nov 23	Cin	L	S	5	39	7.8	13	0	
Nov 30	Ten	W	S	9	238	26.4	58t	2	
Dec 7	@ Jax	W	S	4	49	12.3	28	0	
Dec 14	@ Ind	L	S	5	77	15.4	35	0	
Dec 21	Bal	W	S	5	38	7.6	9	0	
Dec 28	Jax	W	S	2	5	2.5	7	0	
Totals	9-7	16/16		76	1210	15.9	76t	6	

2015 Houston Texans					RECEIVING				
Date	Opp.	W/L	P/S	No	Yds	Avg	Lg	TD	
Sept 13	KC	L	S	9	98	10.9	17	2	
Sept 20	@ Car	L	S	5	53	10.6	16	0	
Sept 27	TB	W	S	8	101	12.6	29	1	
Oct 4	@ Atl	L	S	9	157	17.4	28	0	
Oct 8	Ind	L	S	11	169	15.4	34	0	
Oct 18	@ Jax	W	S	10	148	14.8	29	2	
Oct 25	@ Mia	L	S	6	50	8.3	11	0	
Nov 1	Ten	W	S	8	94	11.8	21t	1	
Nov 16	@ Cin	W	S	5	57	11.4	22t	1	
Nov 22	NYJ	W	S	5	118	23.6	61t	2	
Nov 29	NO	W	S	5	36	7.2	13	0	
Dec 6	@ Buf	L	S	5	88	17.6	29	1	
Dec 13	NE	L	S	3	52	17.3	40	0	
Dec 20	@ Ind	W	S	8	94	11.8	28	0	
Dec 27	@ Ten	W	S	7	117	16.7	44	1	
Jan 3	Jax	W	S	7	89	12.7	20	0	
Totals	9-7	16/16		111	1521	13.7	61t	11	
Playoffs									
Jan 9	KC	L	S	6	69	11.5	17	0	
Totals	0-1	1/1		6	69	11.5	17	0	

2016 Houston Texans					RECEIVING				
Date	Opp.	W/L	P/S	No	Yds	Avg	Lg	TD	
Sept 11	Chi	W	S	5	54	10.8	23t	1	
Sept 18	KC	W	S	7	113	16.1	35	1	
Sept 22	@ NE	L	S	4	56	14.0	16	0	

Oct 2	Ten	W	S	1	4	4.0	4	0
Oct 9	@ Min	L	S	5	56	11.2	25	1
Oct 16	Ind	W	S	9	71	7.9	12	0
Oct 24	@ Den	L	S	5	36	7.2	12	0
Oct 30	Det	W	S	4	44	11.0	14	0
Nov 13	@ Jax	W	S	5	48	9.6	16	0
Nov 21	@ Oak	L	S	5	58	11.6	24	0
Nov 27	SD	L	S	5	70	14.0	19	0
Dec 4	@ GB	L	S	3	58	19.3	44t	1
Dec 11	@ Ind	W	S	2	33	16.5	22	0
Dec 18	Jax	W	S	8	87	10.9	16	0
Dec 24	Cin	W	S	3	43	14.3	21	0
Jan 1	@ Ten	L	S	7	123	17.6	51	0
Totals	9-7	16/16		78	954	12.2	51	4
Playoffs								
Jan 7	Oak	W	S	5	67	13.4	38	1
Jan 9	@ NE	L	S	6	65	10.8	19	0
Totals	1-1	2/2		11	132	12.0	38	1

2017 Houston Texans					RECEIVING				
Date	Opp.	W/L	P/S	No	Yds	Avg	Lg	TD	
Sept 10	Jax	L	S	7	55	7.9	12	1	
Sept 14	@ Cin	W	S	7	73	10.4	25	0	
Sept 24	@ NE	L	S	7	76	10.9	21	0	
Oct 1	Ten	W	S	10	107	10.7	21	1	
Oct 8	KC	L	S	4	52	13.0	34t	3	
Oct 15	Cle	W	S	2	19	9.5	16	1	
Oct 29	@ Sea	L	S	8	224	28.0	72t	1	
Nov 5	Ind	L	S	6	86	14.3	34t	1	
Nov 12	@ LAR	L	S	7	111	15.9	36	0	
Nov 19	Ari	W	S	4	76	19.0	34	1	
Nov 27	@ Bal	L	S	7	125	17.9	39	0	
Dec 3	@ Ten	L	S	8	80	10.0	17	0	
Dec 10	SF	L	S	11	149	13.5	29t	2	
Dec 17	@ Jax	L	S	4	80	20.0	40	1	
Dec 25	Pit	L	S	4	65	16.3	38	1	
Dec 31	@ Ind	L	DNP						
Totals	4-12	16/16		96	1378	14.4	72t	13	

2018 Houston Texans					RECEIVING				
Date	Opp.	W/L	P/S	No	Yds	Avg	Lg	TD	
Sept 9	@ NE	L	S	8	78	9.8	17	0	
Sept 16	@ Ten	L	S	6	110	18.3	31	1	
Sept 23	NYG	L	S	6	86	14.3	24	0	
Sept 30	@ Ind	W	S	10	169	16.9	30	1	
Oct 7	Dal	W	S	9	151	16.8	49	0	
Oct 14	Buf	W	S	5	63	12.6	24	1	
Oct 21	@ Jax	W	S	3	50	16.7	31	1	
Oct 25	Mia	W	S	6	82	13.7	49t	2	
Nov 4	@ Den	W	S	10	105	10.5	16t	1	
Nov 18	@ Was	W	S	5	56	11.2	16t	1	
Nov 26	Ten	W	S	5	74	14.8	28	0	
Dec 2	Cle	W	S	7	91	13.0	29	0	
Dec 9	Ind	L	S	4	36	9.0	13	1	
Dec 15	@ NYJ	W	S	10	170	17.0	45t	2	
Dec 23	@ Phi	L	S	9	104	11.6	18	0	
Dec 30	Jax	W	S	12	147	12.3	43	0	
Totals	11-5	16/16		115	1572	13.7	49t	11	
Playoffs									
Jan 5	Ind	L	S	5	37	7.4	13	0	
Totals	0-1	1/1		5	37	7.4	13	0	

2019 Houston Texans					RECEIVING				
Date	Opp.	W/L	P/S	No	Yds	Avg	Lg	TD	
Sept 9	@ NO	L	S	8	111	13.9	38	2	
Sept 15	Jax	W	S	5	40	8.0	14	0	
Sept 22	@ LAC	W	S	6	67	11.2	34	0	
Sept 29	Car	L	S	5	41	8.2	14	0	



DeANDRE HOPKINS' GAME-BY-GAME

Oct 6		Atl	W	S	7	88	12.6	29	0
Oct 13	@	KC	W	S	9	55	6.1	18	0
Oct 20	@	Ind	L	S	9	106	11.8	21	1
Oct 27		Oak	W	S	11	109	9.9	21	0
Nov 3	@	Jax	W	S	8	48	6.0	21	1
Nov 17	@	Bal	L	S	7	80	11.4	20	0
Nov 21		Ind	W	S	6	94	15.7	35t	2
Dec 1		NE	W	S	5	64	12.8	27	0
Dec 8		Den	L	S	7	120	17.1	43t	1
Dec 15	@	Ten	W	S	6	119	19.8	35	0
Dec 21	@	TB	W	S	5	23	4.6	7	0
Dec 29		Ten	L	DNP					
Totals			10-6	15/15	104	1165	11.2	43t	7

Playoffs									
Jan 4		Buf	W	S	6	90	15.0	41	0
Jan 12	@	KC	L	S	9	118	13.1	38	0
Totals			1-1	2/2	15	208	13.9	41	0

2020 Arizona Cardinals									
RECEIVING									
Date	Opp.	W/L	P/S	No	Yds	Avg	Lg	TD	
Sept 13	@	SF	W	S	14	151	10.8	33	0
Sept 20		Was	W	S	8	68	8.5	25	1
Sept 27		Det	L	S	10	137	13.7	30	0
Oct 4	@	Car	L	S	7	41	5.9	13	0
Oct 11	@	NYJ	W	S	6	131	21.8	45	1
Oct 19	@	Dal	W	S	2	73	36.5	60	0
Oct 25		Sea	W	S	10	103	10.3	35t	1
Nov 8		Mia	L	S	3	30	10.0	17	0
Nov 15		Buf	W	S	7	127	18.1	43t	1
Nov 19	@	Sea	L	S	5	51	10.2	23	0
Nov 29	@	NE	L	S	5	55	11.0	16	0
Dec 6		LAR	L	S	8	52	6.5	10	1
Dec 13	@	NYG	W	S	9	136	15.1	41	0
Dec 20		Phi	W	S	9	169	18.8	45	1
Dec 26		SF	L	S	8	48	6.0	9	0
Jan 3	@	LAR	L	S	4	35	8.8	16	0
Totals			8-8	16/16	115	1407	12.2	60	6

2021 Arizona Cardinals									
RECEIVING									
Date	Opp.	W/L	P/S	No	Yds	Avg	Lg	TD	
Sept 12	@	Ten	W	S	6	83	13.8	38	2
Sept 19		Min	W	S	4	54	13.5	16	1
Sept 26	@	Jax	W	S	3	21	7.0	8	0
Oct 3	@	LAR	W	S	4	67	16.8	25	0
Oct 10		SF	W	S	6	87	14.5	30	1
Oct 17	@	Cle	W	S	3	55	18.3	33	2
Oct 24		Hou	W	S	7	53	7.6	15	1
Oct 28		GB	L	S	2	66	33.0	55	0
Nov 7	@	SF	W	IA					
Nov 14		Car	L	IA					
Nov 21	@	Sea	W	IA					
Dec 5	@	Chi	W	S	2	32	16.0	20t	1
Dec 13		LAR	L	S	5	54	10.8	15	0
Dec 19	@	Det	L	IR					
Dec 25		Ind	L	IR					
Jan 2	@	Dal	W	IR					
Jan 9		Sea	L	IR					
Totals			11-6	10/10	42	572	13.6	55	8

2022 Arizona Cardinals									
RECEIVING									
Date	Opp.	W/L	P/S	No	Yds	Avg	Lg	TD	
Sept 11		KC	L	SUS					
Sept 18	@	LV	W	SUS					
Sept 25		LAR	L	SUS					
Oct 2	@	Car	W	SUS					
Oct 9		Phi	L	SUS					
Oct 16	@	Sea	L	SUS					
Oct 20		NO	W	S	10	103	10.3	18	0

Oct 30	@	Min	L	S	12	159	13.3	33	1
Nov 6		Sea	L	S	4	36	9.0	22t	1
Nov 13	@	LAR	W	S	10	98	9.8	25	0
Nov 21		SF	L	S	9	91	10.1	17	0
Nov 27		LAC	L	S	4	87	21.8	33t	1
Dec 12		NE	L	S	7	79	11.3	23	0
Dec 18	@	Den	L	S	7	60	8.6	18	0
Dec 25		TB	L	S	1	4	4.0	4	0
Jan 1	@	Atl	L	IA					
Jan 8	@	SF	L	IA					
Totals			4-13	9/9	64	717	11.2	33t	3

2023 Tennessee Titans									
RECEIVING									
Date	Opp.	W/L	P/S	No	Yds	Avg	Lg	TD	
Sept 10	@	NO	L	S	7	65	9.3	16	0
Sept 17		LAC	W	S	4	40	10.0	14	0
Sept 24	@	Cle	L	S	3	48	16.0	26	0
Oct 1		Cin	W	S	4	63	15.8	38	0
Oct 8	@	Ind	W	S	8	140	17.5	36	0
Oct 15		Bal	W	S	1	20	20.0	20	0
Oct 29		Atl	W	S	4	128	32.0	61t	3
Nov 2	@	Pit	L	S	4	60	15.0	29	0
Nov 12	@	TB	L	S	3	27	9.0	15	0
Nov 19	@	Jax	L	S	4	59	14.8	43t	1
Nov 26		Car	W	S	3	49	16.3	19	0
Dec 3		Ind	L	S	5	75	15.0	27	1
Dec 11	@	Mia	W	S	7	124	17.7	45	1
Dec 17		Hou	L	S	2	21	10.5	17	0
Dec 24		Sea	L	S	2	20	10.0	13	0
Dec 31	@	Hou	L	p	7	72	10.3	18	0
Jan 7		Jax	W	S	7	46	6.6	16	1
Totals			6-11	17/16	75	1,057	14.1	61t	7



DeANDRE HOPKINS' NFL STATISTICS

REGULAR SEASON				RECEIVING					RUSHING				
Year	Team	GP	GS	No	Yds	Avg	Lg	TD	Att	Yds	Avg	Lg	TD
2013	Houston	16	16	52	802	15.4	66	2	0	0	-	0	0
2014	Houston	16	16	76	1,210	15.9	76t	6	0	0	-	0	0
2015	Houston	16	16	111	1,521	13.7	61t	11	0	0	-	0	0
2016	Houston	16	16	78	954	12.2	51	4	0	0	-	0	0
2017	Houston	15	15	96	1,378	14.4	72t	13	0	0	-	0	0
2018	Houston	16	16	115	1,572	13.7	49t	11	1	-7	-7.0	-7	0
2019	Houston	15	15	104	1,165	11.2	43t	7	2	18	9.0	12	0
2020	Arizona	16	16	115	1,407	12.2	60	6	1	1	1.0	1	0
2021	Arizona	10	10	42	572	13.6	55	8	0	0	-	0	0
2022	Arizona	9	9	64	717	11.2	33t	3	0	0	-	0	0
2023	Tennessee	17	16	75	1,057	14.1	61t	7	2	9	4.5	5	0
NFL Totals		162	161	928	12,355	13.3	76t	78	6	21	3.5	12	0

PLAYOFFS				RECEIVING					RUSHING				
Year	Team	GP	GS	No	Yds	Avg	Lg	TD	Att	Yds	Avg	Lg	TD
2015	Houston	1	1	6	69	11.5	17	0	0	0	-	0	0
2016	Houston	2	2	11	132	12.0	38	1	0	0	-	0	0
2018	Houston	1	1	5	37	7.4	13	0	0	0	-	0	0
2019	Houston	2	2	15	208	13.9	41	0	0	0	-	0	0
NFL Totals		6	6	37	446	12.1	41	1	0	0	-	0	0

Single-Game Highs

Receptions - 14 at San Francisco (9/13/20)
 Receiving Yards - 238 vs. Tennessee (11/30/14)
 Long Reception - 76t vs. Washington (9/7/14)
 Touchdowns - 3 (Twice, last vs. Atlanta 10/29/23)
 Rushes - 1 (Six times, last vs. Indianapolis 12/3/23)
 Rushing Yards - 12 vs. Denver (12/8/19)
 Longest Rush - 12 vs. Denver (12/8/19)

Additional Statistics

Misc. Tackles - 2 (2016), 3 (2023)
 Pass Attempts - 0 for 1 (2018); 1 for 2 for 6-yard touchdown and one interception (2019); 0 for 1 (2023)
 Fumble Recoveries - 2 (2014); 1 (2022)
 Two-Point Conversions - 1 reception (2015); 1 reception (2019)

Playoff Single-Game Highs

Receptions - 9 at Kansas City (1/12/20)
 Receiving Yards - 118 at Kansas City (1/12/20)
 Long Reception - 41 vs. Buffalo (1/4/20)
 Touchdowns - 1 vs. Oakland (1/7/17)

Additional Playoff Statistics

Misc. Tackles - 1 (2015); 1 (2016)
 Two-Point Conversions - 1 reception (2019)



19 JHA'QUAN JACKSON

WIDE RECEIVER • 5'9" • 188 LBS

COLLEGE: TULANE • ACQUIRED: 6TH ROUND - 2024

NFL EXPERIENCE (NFL/TITANS): ROOKIE • HOMETOWN: LULING, LA.

GAMES PLAYED/GAMES STARTED: 0/0 (PLAYOFFS: 0/0)



PRO: The Titans selected Jha'Quan Jackson in the sixth round of the 2024 NFL Draft. The 5-foot-9-inch, 188-pound possesses a unique blend of speed, ball skills and explosiveness that creates opportunity to compete at wide receiver at the NFL level. The Luling, La., native is an experienced punt and kickoff returner as well. He played five seasons at Tulane (2019-23) where he saw action in 55 games, posting 109 receptions for 1,743 yards and 17 touchdowns.

TITANS TIDBITS:

- Jackson's uncle is NFL Hall of Fame safety Ed Reed.
- Jackson is a close friend and former roommate of Titans current running back Tyjae Spears at Tulane.
- Jackson is also close with former Titans running back/returner and Hahnville High School alumnus Darius Reynaud. Jackson and Reynaud speak "about once a week ever since I was in high school."

CAREER TRANSACTIONS:

- The Luling, La., native was selected by the Titans in the sixth round (182nd overall) of the 2024 NFL Draft.

COLLEGE:

- Jackson played five seasons at Tulane, appearing in 55 games and recording 109 receptions for 1,743 yards with 17 touchdowns. Returned 60 punts for 677 yards with a score and 36 kickoffs for 772 yards.

AS A GRADUATE (2023), finished the season with 26 catches for 439 yards and four touchdown catches. Earned an All-AAC third team at punt returner after bringing back nine punts for 110 yards with a long return of 36 yards. Finished seventh in the league in yards per reception (16.88). Named to CSC's Academic All-District Team. Missed four games due to injury.

- Against South Alabama (9/2), posted season-highs in receiving yards (106) and receiving touchdowns (two) in the season-opening victory.
- Against Mississippi (9/9), grabbed four passes for 83 yards with a 41-yard touchdown catch.
- At Southern Mississippi (9/16), hauled in two receptions for 41 yards with a 35-yard touchdown grab.
- At Memphis (10/13), posted a season-high six catches in the win.

AS A SENIOR (2022), played in all 14 games with nine starts at wide receiver and caught 33 passes for 554 yards and three touchdowns. Also returned 21 punts for 213 yards and a touchdown. Named second team All-AAC as a returner. His 886 all-purpose yards (554 receiving, 111 punt, eight rush and 213 kick) were the third-most on the team.

- Against Memphis (10/22), his 90-yard touchdown return was the second-longest in both school and conference history.
- Against Southern California (1/2), his 87-yard touchdown reception in the Goodyear Cotton Bowl tied the Cotton Bowl record and was tied for the third-longest in school history.

AS A JUNIOR (2021), showed himself to be one of the most versatile weapons in the American Athletic Conference as he finished the regular season with 1,003 all-purpose yards. Posted 17 receptions for 294 yards with a touchdown. Named Phil Steele All-American Athletic Conference fourth team.

- Against Morgan State (9/11), ran all over the field, hauling in three catches for 21 yards and a touchdown, three kick returns for 59 yards and three punt returns for 36 yards.
- At Ole Miss (9/18), posted a season-high 203 yards off eight kick returns.

- At Southern Methodist (10/21), collected a season-high 93 receiving yards on two receptions.

AS A SOPHOMORE (2020), established himself as one of the Green Wave's most versatile offensive options, finishing the regular season with 788 all-purpose yards. Led the team in touchdown receptions (eight), tied for the lead in receptions (31) and was second on the squad in receiving yards (425).

- At Central Florida (10/24), posted a breakout performance, as he had a 54-yard punt return, totaled a season-high 59 yards receiving and had 67 kickoff return yards en route to a season-high 180 all-purpose yards. Also caught a season-best two touchdowns.
- At East Carolina (11/7), collected a season-best seven receptions for 57 yards.
- Against Memphis (12/5), closed out the regular season on a high note, posting three catches for 57 yards with a touchdown.
- Against Nevada (12/22), caught two passes for 69 yards and two touchdowns in the Famous Idaho Potato Bowl.

AS A FRESHMAN (2019), appeared in eight games and posted two catches for 31 yards with a touchdown.

- Against Connecticut (10/12), collected his first career touchdown as he hauled in a 14-yard scoring grab.
- At Temple (11/16), hauled in a season-long 17-yard reception.
- Graduated from Tulane with a degree in communications in May 2023. Current completing a master's degree in sports studies.

PERSONAL:

- Attended Hahnville (Boutte, La.) High School and led the team to a 6-0 record in 5A District 7, going 12-3 overall in his junior year to earn a spot in the 2017 Allstate Sugar Bowl/LHSAA Non-Select Prep Classic Championship.
- Earned three-star ratings from 247Sports.com and Rivals.com and ranked 40th in the state of Louisiana according to Rivals and 90th among 2019 recruits on 247Sports.com.
- Also played baseball as a centerfielder and ran track (4x100 and 100-meter dash).
- Son of Samantha Lewis and Patrick Jackson.
- Has eight siblings (5 sisters and 3 brothers).
- Nicknamed ATM (Automatic Touchdown Machine).
- Follow Jackson on X at @_Quann4, on TikTok at @jhaquanjackson and on Instagram at @quann.4.
- Born Jha'Quan Brian Jackson on May 15, 2000 in Metairie, La.



JHA'QUAN JACKSON'S COLLEGE STATISTICS

Year	Team	GP	RECEIVING					RUSHING				
			No	Yds	Avg	Lg	TD	Att	Yds	Avg	Lg	TD
2019	Tulane	8	2	31	15.5	17	1	0	0	-	0	0
2020	Tulane	11	31	425	13.7	42t	8	2	31	15.5	17	1
2021	Tulane	12	17	294	17.3	50	1	4	26	6.5	12	0
2022	Tulane	14	33	554	16.8	87t	3	1	8	8.0	8	0
2023	Tulane	10	26	439	16.9	48t	4	5	51	10.2	24	0
College Totals		55	109	1,743	16.0	87t	17	12	116	9.7	24	1

Year	Team	PUNT RETURNS					KICKOFF RETURNS				
		No	Yds	Avg	Lg	TD	No	Yds	Avg	Lg	TD
2020	Tulane	16	222	13.9	54	0	5	110	22.0	43	0
2021	Tulane	14	132	9.4	26	0	26	551	21.2	42	0
2022	Tulane	21	213	10.1	90t	1	5	111	22.2	40	0
2023	Tulane	9	110	12.2	36	0	0	0	-	0	0
College Totals		60	677	11.3	90t	1	36	772	21.4	43	0

Single-Game Highs

Receptions - 7 (Twice, last at South Florida 10/15/22)
 Receiving Yards - 106 vs. South Alabma (9/2/23)
 Long Reception - 87t vs. Southern California (1/2/23)
 Receiving Touchdowns - 2 (Three times, last vs. South Alabama 9/2/23)
 Rushing Attempts - 2 vs. Alabama-Birmingham (9/30/23)
 Rushing Yards - 32 vs. Alabama-Birmingham (9/30/23)
 Long Rush - 24 vs. Alabama-Birmingham (9/30/23)
 Rushing Touchdowns - 1 vs. Army (11/14/20)

Punt Returns - 5 vs. Temple (10/31/20)
 Punt Return Yards - 89 vs. Memphis (10/22/22)
 Long Punt Return - 90t vs. Memphis (10/22/22)
 Punt Return Touchdowns - 1 vs. Memphis (10/22/22)
 Kickoff Returns - 8 at Mississippi (9/18/21)
 Kickoff Return Yards - 203 at Mississippi (9/18/21)
 Long Kickoff Return - 43 vs. Memphis (12/5/20)



5 KEARIS JACKSON

WIDE RECEIVER • 5'11" • 196 LBS

COLLEGE: GEORGIA • ACQUIRED: FREE AGENT - 2023

NFL EXPERIENCE (NFL/TITANS): 2/2 • HOMETOWN: FORT VALLEY, GA.

GAMES PLAYED/GAMES STARTED: 2/0 (PLAYOFFS: 0/0)



PRO: The Titans signed Kearis Jackson as a rookie free agent following the 2023 NFL Draft. The 5-foot-11-inch, 196-pounder made the 53-man roster out of training camp and brings experience in the return game in addition to being a sure-handed receiver. As a rookie, he appeared in two games and returned six punts for 48 yards before ending the season on injured reserve. The Fort Valley, Ga., native played five seasons at Georgia (2018-22), where he saw action in 55 games with 14 starts and was a member of two national championship teams.

TITANS TIDBITS:

- Jackson won the 2017 Georgia Class 3A state high school shot put championship.

CAREER TRANSACTIONS:

- The Fort Valley, Ga., native was signed by the Titans as an undrafted free agent on May 15, 2023.

SEASON RECAPS:

2023 (2/0): Played as a reserve in two games as a rookie and returned six punts for 48 yards. Placed on injured reserve on Sept. 22 and missed the final 15 contests. Made his NFL debut at New Orleans (9/10/23).

- At New Orleans (9/10), saw action as a return specialist in his first career NFL contest. Returned four punts for 37 yards with a long return of 14 yards.
- Against L.A. Chargers (9/17), brought back two punts for 11 yards.

COLLEGE:

- Appeared in 55 games with 14 starts over five seasons at Georgia (2018-22) and recorded 78 receptions for 1,107 yards and four touchdowns. Also returned 35 kickoffs for 805 yards and 42 punts for 338 yards.
- As a graduate (2022), played in all 15 games with three starts. Finished the season with 21 receptions for 320 yards and returned 18 kickoffs for 391 yards en route to helping the Bulldogs to a perfect 15-0 record, SEC Championship and National Championship. Named to the 2022 All-State AFCA Good Works Teams.
- As a senior (2021), appeared in 15 games with two starts for the National Champions. Recorded 16 receptions for 194 yards and a touchdown. Returned 22 punts for 189 yards for a 8.6-yard average, which ranked 19th nationally in punt-return average. Also had six kickoff returns for 116 yards.
- As a junior (2020), played in 10 games with two starts at wide receiver. Was Georgia's leading receiver with 36 receptions for 514 yards and three touchdowns. He was also the Bulldogs leading punt and kickoff returner with 11 kickoffs for 298 yards and 15 punts for 87 yards. Named one of three student representatives on the UGA Athletics Board of Directors. Also UGA's representative at the SEC Football Leadership Council.
- As a sophomore (2019), played in 11 games with seven starts. Tallied five receptions for 79 yards.
- As a freshman (2018), appeared in four games. Had one carry for six yards. Enrolled in January of 2018 and participated in spring drills.
- Graduated with a degree in housing management and policy from Georgia in December 2021.

PERSONAL:

- Attended Peach County (Ga.) High School and was selected to play in the 2018 Under Armour All-American Game.

- Named to Nike's 'The Opening' finals and was an ESPN four-star prospect, number 38 prospect nationally, number four wide receiver in the nation and number 6 overall prospect in Georgia.
- Named to the 2017 All-State first team offense by the Atlanta Journal Constitution and the second team offense by the Associate Press.
- Collected 47 receptions for 852 yards his senior season, averaging 18.1 yards per catch with nine touchdowns, guiding the Trojans to a 13-2 record and a runner-up finish in the 2017 GHSA 3A state championship.
- Recorded 52 catches for 739 yards with nine receiving touchdowns to go along with and four rushing scores, leading Peach County to a 12-2 season and the semifinals of the 2016 GHSA 3A state championship.
- Also lettered in track. Won the 2017 Class 3A state shot put championship. Led Peach County to three 4A region championships and received two Men's High Point Awards. In addition to shot put, competed in the 100-meter dash, 200-meter dash, 400-meter dash, and discus events.
- Follow Jackson on X at @king_kearis and Instagram at @king.kearis.
- Born Kearis Jamarcus Jackson on Dec. 9, 1999 in Fort Valley, Ga.



KEARIS JACKSON'S RETURN GAME-BY-GAME

2023 Tennessee Titans				PUNT RETURNS							KICKOFF RETURNS						
Date	Opp	W-L	P/S	No	FC	Yds	Avg	Lg	TD	No	Yds	Avg	Lg	TD			
Sept 10	@ NO	L	p	4	0	37	9.3	14	0	0	0	-	0	0	Nov 26	Car	
Sept 17	LAC	W	p	2	3	11	5.5	11	0	0	0	-	0	0	Dec 3	Ind	
Sept 24	@ Cle			Placed on injured reserve on Sept. 22												Dec 11	@ Mia
Oct 1	Cin														Dec 17	Hou	
Oct 8	@ Ind														Dec 24	Sea	
Oct 15	Bal														Dec 31	@ Hou	
Oct 29	Atl														Jan 6/7	Jax	
Nov 2	@ Pit														Totals		
Nov 12	@ TB															1-1	
Nov 19	@ Jax															2/0	
																6	
																3	
																48	
																8.0	
																14	
																0	
																0	
																0	
																0	

KEARIS JACKSON'S NFL STATISTICS

REGULAR SEASON		RECEIVING							RUSHING				
Year	Team	GP	GS	No	Yds	Avg	Lg	TD	Att	Yds	Avg	Lg	TD
2023	Tennessee	2	0	0	0	-	0	0	0	0	-	0	0
NFL Totals		2	0	0	0	-	0	0	0	0	-	0	0

REGULAR SEASON		PUNT RETURNS					KICKOFF RETURNS					
Year	Team	No	FC	Yds	Avg	Lg	TD	No	Yds	Avg	Lg	TD
2023	Tennessee	6	3	48	8.0	14	0	0	0	-	0	0
NFL Totals		6	3	48	8.0	14	0	0	0	-	0	0

Single-Game Highs

Receptions -	Punt Returns - 4 at New Orleans (9/10/23)
Receiving Yards -	Punt Return Yards - 37 at New Orleans (9/10/23)
Long Reception -	Punt Return Long - 14 at New Orleans (9/10/23)
Touchdown Receptions -	



39 MATTHEW JACKSON

SAFETY • 6'1" • 209 LBS

COLLEGE: EASTERN KENTUCKY • ACQUIRED: FREE AGENT - 2023

NFL EXPERIENCE (NFL/TITANS): 2/2 • HOMETOWN: NASHVILLE, TENN.

GAMES PLAYED/GAMES STARTED: 10/0 (PLAYOFFS: 0/0)



PRO: The Titans signed Matthew Jackson as a rookie free agent after the 2023 NFL Draft. The 6-foot-1-inch, 209-pounder made the 53-man roster out of training camp and possesses a strong work ethic with a proven ability to contribute on special teams. As a rookie in 2023, he appeared in 10 games while notching five special teams tackles. The Nashville, Tenn., native played five seasons at Eastern Kentucky (2018-22) where he saw action in 50 games with 27 starts, recording 294 tackles, 27.5 tackles for loss, eight sacks, two interceptions, 14 passes defended, three forced fumbles and five fumble recoveries.

TITANS TIDBITS:

- As a rookie, Jackson organized a holiday shopping spree for local families alongside his fellow defensive back teammates. "I grew up in the same neighborhoods and went to the same kind of schools as they did. So seeing somebody that came up in the same schools and same environment that they are in, should give them a push up and make sure they know that they have support."
- Growing up in Nashville, Tenn., Jackson was invited to the Titans' local pro day prior to the 2023 NFL Draft. Both him and fellow rookie Colton Dowell were in attendance and trained together during the pre-draft process.
- Although he played outside linebacker during his five-year college career, Jackson entered the NFL Draft as a safety.

CAREER TRANSACTIONS:

- The Nashville, Tenn., native was signed by the Titans as an undrafted free agent on May 12, 2023.
- Waived by the Titans on Nov. 18, 2023 and signed to the team's practice squad two days later.
- Signed by the Titans to the active roster from the practice squad on Jan. 6, 2024.

SEASON RECAPS:

- 2023 (10/0):** Played as a reserve in 10 games as a rookie. Tied for fourth on the team with five special teams tackles. Added a stop on defense. Tied for the team lead in special teams tackles three times in 2023 (vs. CIN, vs. BAL, vs. ATL). Made his NFL debut at New Orleans (9/10/23).
- At New Orleans (9/10), saw action as a reserve on special teams in his first career NFL contest.
 - At Cleveland (9/24), tallied his first career tackle in reserve duty at safety late in the fourth quarter.
 - Against Cincinnati (10/1), posted a special teams tackle on coverage units.
 - In London, against Baltimore (10/15), posted a special teams tackle on coverage units.
 - Against Atlanta (10/29), collected a special teams tackle on coverage units.
 - At Pittsburgh (11/2), tallied a special teams tackle on coverage units.
 - Against Jacksonville (1/7), returned to the field and collected a special teams tackle on coverage units.

COLLEGE:

- During five seasons at Eastern Kentucky, Jackson appeared in 50

games with 27 starts and recorded 294 tackles, 27.5 tackles for loss, eight sacks, two interceptions, 14 passes defended, three forced fumbles and five fumble recoveries.

- As a graduate (2022), started in 10 games and led the team with 87 tackles. Also recorded 7.5 tackles for loss, two sacks, four passes defended, a forced fumble and two fumble recoveries. Was named a third-team Stats Perform All-American, fourth-team Phil Steele/DraftScout All-American, Phil Steele first-team All-ASUN and an ASUN All-Conference selection.
- As a senior (2021), started all 11 games and tied for the team high with 102 tackles. Led team with 11 tackles for loss. Also recorded 3.5 sacks, eight passes defended, two interceptions and two forced fumbles. Was named a Buck Buchanan Award finalist, Phil Steele ASUN Defensive Player of the Year, Phil Steele first-team All-ASUN and ASUN All-Conference selection.
- As a junior (2020), played in eight games and started at linebacker in six contests. Led the team with 79 tackles, including eight tackles for loss and 2.5 sacks. Also had two fumble recoveries and two passes defended. Led the nation in the fall in fumbles recovered, ranked ninth in tackles per game (9.9) and was 15th in tackles for loss per game (1.0).
- As a sophomore (2019), appeared in 10 games. Totaled 15 tackles, including a stop for a loss. Regularly played on special teams.
- As a redshirt freshman (2018), played in all 11 games, primarily on special teams. Finished the season with 11 tackles and a fumble recovery. Selected as the Ohio Valley Conference Co-Specialist of the Week after recovering a kickoff against Tennessee-Martin (Oct. 13) at the Skyhawks' 23-yard line, setting up what proved to be the winning touchdown.
- As a freshman (2018), redshirted and saw no game action.
- Graduated with a degree in sports management from Eastern Kentucky in December of 2022.

PERSONAL:

- Attended Hillsboro (Tenn.) High School and was the leading tackler in 2016. Finished with 64 tackles and two interceptions. Returned an interception 100 yards for a score.
- Was a team captain.
- Also a member of the track team, winning the city championship in the long jump and competing in the state tournament.
- Has two daughters, Summer and Winter.
- Son of Brian Jackson and Andrea Clark.
- Follow Jackson on Instagram at @mattajack12 and on X at @mattajack12
- Born Matthew Alexander Jackson on Nov. 9, 1998 in Chicago, Ill.



MATTHEW JACKSON'S GAME-BY-GAME

2023 Tennessee Titans

Date	Opp	W/L	P/S	Tot	Solo	Asst	Sk	- Yds	QBP	TFL	Int	- Yds	-TD	PD	FF	FR	- Yds	SpT																																																																																																																																																				
Sept 10	@ NO	L	p	0	0	0	0.0	0.0	0	0	0	0	0	0	0	0	0	0	0																																																																																																																																																			
Sept 17	LAC	W	p	0	0	0	0.0	0.0	0	0	0	0	0	0	0	0	0	0	0																																																																																																																																																			
Sept 24	@ Cle	L	p	1	0	1	0.0	0.0	0	0	0	0	0	0	0	0	0	0	0																																																																																																																																																			
Oct 1	Cin	W	p	0	0	0	0.0	0.0	0	0	0	0	0	0	0	0	0	0	1																																																																																																																																																			
Oct 8	@ Ind	L	p	0	0	0	0.0	0.0	0	0	0	0	0	0	0	0	0	0	0																																																																																																																																																			
Oct 15	Bal	L	p	0	0	0	0.0	0.0	0	0	0	0	0	0	0	0	0	0	1																																																																																																																																																			
Oct 29	Atl	W	p	0	0	0	0.0	0.0	0	0	0	0	0	0	0	0	0	0	1																																																																																																																																																			
Nov 2	@ Pit	L	p	0	0	0	0.0	0.0	0	0	0	0	0	0	0	0	0	0	1																																																																																																																																																			
Nov 12	@ TB	L	p	0	0	0	0.0	0.0	0	0	0	0	0	0	0	0	0	0	0																																																																																																																																																			
Nov 19	@ Jax	L	PS																																																																																																																																																																			
Nov 26	Car	W	PS																																																																																																																																																																			
				<table border="1" style="width: 100%; border-collapse: collapse;"> <tr> <td>Dec 3</td> <td>Ind</td> <td>L</td> <td>PS</td> <td></td><td></td><td></td><td></td><td></td><td></td><td></td><td></td><td></td><td></td><td></td><td></td><td></td><td></td><td></td><td></td><td></td> </tr> <tr> <td>Dec 11</td> <td>@ Mia</td> <td>W</td> <td>PS</td> <td></td><td></td><td></td><td></td><td></td><td></td><td></td><td></td><td></td><td></td><td></td><td></td><td></td><td></td><td></td><td></td><td></td> </tr> <tr> <td>Dec 17</td> <td>Hou</td> <td>L</td> <td>PS</td> <td></td><td></td><td></td><td></td><td></td><td></td><td></td><td></td><td></td><td></td><td></td><td></td><td></td><td></td><td></td><td></td><td></td> </tr> <tr> <td>Dec 24</td> <td>Sea</td> <td>L</td> <td>PS</td> <td></td><td></td><td></td><td></td><td></td><td></td><td></td><td></td><td></td><td></td><td></td><td></td><td></td><td></td><td></td><td></td><td></td> </tr> <tr> <td>Dec 31</td> <td>@ Hou</td> <td>L</td> <td>PS</td> <td></td><td></td><td></td><td></td><td></td><td></td><td></td><td></td><td></td><td></td><td></td><td></td><td></td><td></td><td></td><td></td><td></td> </tr> <tr> <td>Jan 7</td> <td>Jax</td> <td>W</td> <td>p</td> <td>0</td> <td>0</td> <td>0</td> <td>0.0</td> <td>0.0</td> <td>0</td> <td>0</td> <td>0</td> <td>0</td> <td>0</td> <td>0</td> <td>0</td> <td>0</td> <td>0</td> <td>0</td> <td>0</td> <td>1</td> </tr> <tr> <td>Totals</td> <td></td> <td></td> <td></td> <td>6-11</td> <td>10/0</td> <td>1</td> <td>0</td> <td>1</td> <td>0.0</td> <td>0.0</td> <td>0</td> <td>0</td> <td>0</td> <td>0</td> <td>0</td> <td>0</td> <td>0</td> <td>0</td> <td>0</td> <td>5</td> </tr> </table>																Dec 3	Ind	L	PS																		Dec 11	@ Mia	W	PS																		Dec 17	Hou	L	PS																		Dec 24	Sea	L	PS																		Dec 31	@ Hou	L	PS																		Jan 7	Jax	W	p	0	0	0	0.0	0.0	0	0	0	0	0	0	0	0	0	0	0	1	Totals				6-11	10/0	1	0	1	0.0	0.0	0	0	0	0	0	0	0	0	0	5
Dec 3	Ind	L	PS																																																																																																																																																																			
Dec 11	@ Mia	W	PS																																																																																																																																																																			
Dec 17	Hou	L	PS																																																																																																																																																																			
Dec 24	Sea	L	PS																																																																																																																																																																			
Dec 31	@ Hou	L	PS																																																																																																																																																																			
Jan 7	Jax	W	p	0	0	0	0.0	0.0	0	0	0	0	0	0	0	0	0	0	0	1																																																																																																																																																		
Totals				6-11	10/0	1	0	1	0.0	0.0	0	0	0	0	0	0	0	0	0	5																																																																																																																																																		

MATTHEW JACKSON'S NFL STATISTICS

REGULAR SEASON		TACKLES										INTERCEPTIONS					FUMBLES			
Year	Team	GP	GS	Tot	Solo	Asst	Sk	Yds	QBP	TFL	No	Yds	Lg	TD	PD	FF	FR	Yds	SpT	
2023	Tennessee	10	0	1	0	1	0.0	0.0	0	0	0	0	0	0	0	0	0	0	5	
NFL Totals		10	0	1	0	1	0.0	0.0	0	0	0	0	0	0	0	0	0	0	5	

Single-Game Highs

Tackles - 1 at Cleveland (9/24/23)

Special Teams Tackles - 1 (Five times, last vs. Jacksonville 1/7/24)



69 SEBASTIAN JOSEPH-DAY

DEFENSIVE LINE • 6'4" • 310 LBS

COLLEGE: RUTGERS • ACQUIRED: UNRESTRICTED FREE AGENT (SF) - 2024

NFL EXPERIENCE (NFL/TITANS): 6/1 • HOMETOWN: STROUDSBURG, PA.

GAMES PLAYED/GAMES STARTED: 71/68 (PLAYOFFS: 7/3)



SUPER BOWL: 2021

PRO: The Titans signed Sebastian Joseph-Day early in the 2024 offseason to bolster the experience, versatility and depth of the defensive front. The 6-foot-4-inch, 310-pounder entered the NFL as a sixth-round pick of the L.A. Rams in 2018. After not seeing game action his entire rookie campaign, the Rutgers product appeared in 39 regular season games with 38 starts and amassed 137 tackles and six sacks in three seasons (2019-21) with the Rams. Joseph-Day joined the L.A. Chargers during the 2022 offseason and played in 30 regular season games with the club before joining the San Francisco 49ers for the playoff push late in the 2023 regular season.

CAREER HIGHLIGHTS:

- Joseph-Day has played in seven career postseason contests, including two Super Bowls, and captured the Lombardi trophy as a member of the L.A. Rams in 2021.
- In 2022, Joseph-Day started 16 games in his first season with the Chargers and set a career-best with 56 tackles, including eight tackles for loss, two sacks, an interception, a forced fumble and a fumble recovery.
- In 2019, Joseph-Day saw action in all 16 games with 15 starts at nose tackle for the Rams and tallied 44 tackles, two sacks, five stops for loss and a pass defended.

TITANS TIDBITS:

- While in Los Angeles, Joseph-Day was a co-host of a podcast with boxing legend Mike Tyson. On the podcast, Hotboxin' with Mike Tyson, Joseph-Day and Tyson interviewed Ne-Yo, Hasbulla, The Undertaker, Terrell Owens, T-Pain and Tony Hawk, among others.
- Joseph-Day, who's nickname is 'Bash,' has hosted a digital series called 'Dine N Bash.' The show combines his passion for food and culture, highlighting local Los Angeles restaurants and sharing their origin stories, top dishes and what makes them unique. Joseph-Day began the show during the COVID-19 pandemic as a way to showcase local businesses.

CAREER TRANSACTIONS:

- The Stroudsburg, Pa., native was originally selected by the L.A. Rams in the sixth round (195th overall) of the 2018 NFL Draft.
- Signed by the L.A. Chargers as an unrestricted free agent on March 17, 2022.
- Released by the Chargers on Dec. 22, 2023.
- Signed by the San Francisco 49ers as a free agent on Dec. 27, 2023.
- Signed by the Titans as an unrestricted free agent on March 20, 2024.

SEASON RECAPS:

2023 (14/14 - L.A. Chargers; 2/0, 3/0 - San Francisco): Started the first 14 games of the season with the Chargers and collected 32 tackles, three sacks and 25 quarterback pressures. Released by the Chargers on Dec. 22. Signed by the 49ers as a free agent on Dec. 27 and saw action as a reserve in the final two regular season contests, amassing five tackles. Played as a reserve in all three postseason games and registered three tackles.

- At Minnesota (9/24), registered four tackles, including a five-yard sack of Kirk Cousins in the third quarter.

- Against Dallas (10/16), posted three tackles, including a sack of Dak Prescott.
- At Green Bay (11/19), notched three tackles, including a five-yard sack of Jordan Love early in the second stanza.
- Against L.A. Rams (1/7), registered a season-best five tackles in his second game with the 49ers.
- Against Kansas City (2/11), saw action as a reserve in Super Bowl LVIII and posted a tackle.

2022 (16/16, 1/1 - L.A. Chargers): Started 16 games along the defensive front in his first season with the Chargers, totaling a career-high 56 tackles, including eight tackles for loss, two sacks, an interception, a forced fumble and a fumble recovery. Became the first interior defensive lineman since 2010 to have 50 tackles, eight tackles for loss and an interception in a single season. Was inactive for one contest. Started the postseason contest and notched three tackles, including a half sack.

- Against Jacksonville (9/25), registered seven tackles and two tackles for loss. Dropped Travis Etienne for a loss of four yards in the fourth quarter.
- At Houston (10/2), logged three solo stops, including a six-yard sack of Davis Mills on third down in the fourth quarter to force a fourth-and-long, which led to a Chargers interception.
- Against Seattle (10/23), collected four tackles, including the fourth-quarter stop of Kenneth Walker III behind the goal line to register a safety. Partnered with Troy Reeder on the safety, registering the first of the season for the Bolts and first safety by a Chargers defensive unit since the 2020 season finale.
- Against Kansas City (11/20), tallied four tackles, adding a forced fumble of Patrick Mahomes on a scramble, his first forced fumble since 2020 and first as a member of the Chargers.
- At Arizona (11/27), collected two solo tackles and a fumble recovery in the road win. On Arizona's opening drive, landed on a fumble caused by Derwin James Jr., to corral his first career fumble recovery.
- Against L.A. Rams (1/1), totaled four tackles, including a sack, in his first game against his former team. On third-and-nine in the fourth quarter, dropped Baker Mayfield for a loss of 10 yards, registering his second sack of the season. Contributed to a defense that allowed just 111 net passing yards, the second-fewest allowed in a single game to that point.
- At Denver (1/8), closed out the regular season with his first career interception, while adding one tackle. In the third quarter, hauled in a Russell Wilson deflected pass to log his first career pick, returning the takeaway four yards.
- At Jacksonville (1/14), tallied three tackles, including a half-sack, to go along with a pass defended in the wild card matchup. Partnered with Kenneth Murray Jr. to drop Trevor Lawrence for a sack in the opening stanza. Notched a pass defended after deflecting a pass that eventually led to a Drue Tranquill interception.

2021 (7/7, 1/0 - L.A. Rams): Started the first seven games and collected 38 tackles and three sacks before suffering an injury. Was inactive for one contest before being placed on injured reserve on Nov. 5. Missed the final nine regular season games and three postseason contests before being designated to return on Feb. 11 in time for Super Bowl LVI.

- At Indianapolis (9/19), collected a career-high nine tackles and brought



down Carson Wentz to tally his first sack of the season.

- Against Arizona (10/3), amassed eight tackles in the divisional bout, including a sack of Kyler Murray on a third-and-nine in the third quarter — his second-career sack of the Arizona signalcaller.
- Against Detroit (10/24), notched five tackles and a sack of his former teammate Jared Goff in the third quarter.
- Against Cincinnati (2/13), activated off of injured reserve for Super Bowl LVI and aided in the Rams' win over the Bengals to claim the franchise's second world championship.

2020 (16/16, 2/2 - L.A. Rams): Started all 16 regular season games and tallied 55 tackles, a sack, a forced fumble and three passes defended. Started both postseason contests and notched eight tackles.

- Against Dallas (9/13), started the season opener on the defensive line and tallied three tackles with one quarterback hit on Dak Prescott.
- Against N.Y. Giants (10/4), started along the defensive line and posted four solo tackles.
- Against Seattle (11/15), started along the defensive line and recorded three solo tackles in addition to his second-career pass defended.
- Against San Francisco (11/29), started along the defensive line and recorded seven tackles and the first forced fumble of his career.
- At Seattle (12/27), started along the defensive line and notched three tackles, including a 10-yard sack of Russell Wilson.
- At Seattle (1/9), started on the defensive line in his first postseason appearance and assisted on two tackles.
- At Green Bay (1/16), recorded six tackles in the divisional matchup.

2019 (16/15 - L.A. Rams): Appeared in all 16 games with 15 starts at nose tackle and tallied 44 tackles, two sacks, five stops for loss and a pass defended.

- Against Tampa Bay (9/29), started at nose tackle and recorded his first career sack when he dropped Jameis Winston for a three-yard loss in the opening quarter.
- At Seattle (10/3), started at nose tackle and recorded a then career-high six tackles with a quarterback hit.
- Against San Francisco (10/13), started at nose tackle and tied a then career-high with six tackles, including a tackle for loss and a quarterback hit.
- At Arizona (12/1), started at nose tackle and posted four tackles, including a seven-yard sack of Kyler Murray in the third stanza.

2018 (0/0, 0/0 - L.A. Rams): Spent the entire season on the Rams 53-man roster, but was inactive for all 16 regular season games and three postseason contests.

COLLEGE:

- Saw action in 50 career games, including 49 consecutive contests to end his five-year career (2013-17) at Rutgers. Compiled 97 tackles, 3.5 sacks, two passes defended and two forced fumbles.
- As a senior (2017), started all 12 games at nose tackle and was named honorable mention All-Big Ten in the coaches' vote. Split the Homer Hazel Award as the team's MVP and was honored as the team's recipient

of the Big Ten Sportsmanship Award. Totaled 41 tackles with 4.5 for a loss, 1.5 sacks, a pass defended, a forced fumble and a blocked field goal. Named to the Academic All-Big Ten list for the third-straight year.

- As a junior (2016), played in all 12 games with 11 starts at nose tackle and collected 30 tackles, 3.5 stops for loss, a sack, a forced fumble and a blocked field goal. Named to the Academic All-Big Ten list.
- As a sophomore (2015), started all 12 games at nose tackle and finished third on the team with 5.5 stops for loss to go along with 22 tackles. Was named to the Academic All-Big Ten team.
- As a redshirt freshman (2014), played in all 13 games on the defensive line and registered three total tackles on the season.
- As a freshman (2013), appeared in one game, recording a tackle for loss in collegiate debut. Redshirted after suffering an injury.
- Graduated with a degree in journalism and media studies from Rutgers. Was a graduate student in the labor studies program in his final year with the Scarlet Knights.

PERSONAL:

- Attended Stroudsburg (Pa.) High School where he was coached by Joe Bernard and was rated as the No. 30 prospect out of the state of Pennsylvania by Rivals.
- As a senior, totaled 40 tackles, with 17 stops for loss, to go with two forced fumbles. Helped lead the Mountaineers to back-to-back Mountain Valley Conference champions with a 10-2 record in his final season. Accepted a bid to play in the Chesapeake Bowl, which is a senior-only high school all-star game presented by the Mid Atlantic Football Foundation and the Maryland Sports Commission.
- As a junior, picked up 25 tackles and six sacks as a part of a defensive unit that held opponents to an average of 13.4 points per game.
- Follow Joseph-Day on X at @SJD_51 and on Instagram at @sir_bash_alot.
- Born Sebastian Joseph on March 21, 1995 in Stroudsburg, Pa.



SEBASTIAN JOSEPH-DAY'S GAME-BY-GAME

2018 Los Angeles Rams

Date	Opp	W/L	P/S	Tot Solo Asst	Sk - Yds	QBP	TFL	Int - Yds -TD	PD	FF	FR - Yds	SpT
Sept 10	@ Oak	W	IA									
Sept 16	Ari	W	IA									
Sept 23	LAC	W	IA									
Sept 27	Min	W	IA									
Oct 7	@ Sea	W	IA									
Oct 14	@ Den	W	IA									
Oct 21	@ SF	W	IA									
Oct 28	GB	W	IA									
Nov 4	@ NO	L	IA									
Nov 11	Sea	W	IA									
Nov 19	KC	W	IA									
Dec 2	@ Det	W	IA									
Dec 9	@ Chi	L	IA									
Dec 16	Phil	L	IA									
Dec 23	@ Ari	W	IA									
Dec 30	SF	W	IA									
Totals		13-3	0/0	0	0	0	0.0	0.0	0	0	0	0

Playoffs

Jan 12	Dal	W	IA									
Jan 20	@ NO	W	IA									
Feb 3	NE	L	IA									
Totals		2-1	0/0	0	0	0	0.0	0.0	0	0	0	0

2019 Los Angeles Rams

Date	Opp	W/L	P/S	Tot Solo Asst	Sk - Yds	QBP	TFL	Int - Yds -TD	PD	FF	FR - Yds	SpT
Sept 8	@ Car	W	S	0	0	0	0.0	0.0	0	0	0	0
Sept 15	NO	W	S	1	0	1	0.0	0.0	1	0	0	0
Sept 22	@ Cle	W	S	1	0	1	0.0	0.0	0	0	0	0
Sept 29	TB	L	S	3	3	0	1.0	3.0	1	2	0	0
Oct 3	@ Sea	L	S	6	3	3	0.0	0.0	0	0	0	0
Oct 13	SF	L	S	6	5	1	0.0	0.0	1	1	0	0
Oct 20	@ Atl	W	S	1	1	0	0.0	0.0	0	0	0	0
Oct 27	Cin	W	p	1	1	0	0.0	0.0	0	0	0	0
Nov 10	@ Pit	L	S	1	0	1	0.0	0.0	4	0	0	0
Nov 17	Chi	W	S	5	2	3	0.0	0.0	0	0	0	0
Nov 25	Bal	L	S	3	2	1	0.0	0.0	0	0	0	0
Dec 1	@ Ari	W	S	4	3	1	1.0	7.0	1	1	0	0
Dec 8	Sea	W	S	1	0	1	0.0	0.0	0	0	0	0
Dec 15	@ Dal	L	S	4	2	2	0.0	0.0	0	0	0	0
Dec 21	@ SF	L	S	4	2	2	0.0	0.0	2	1	0	0
Dec 29	Ari	W	S	3	1	2	0.0	0.0	0	0	0	0
Totals		9-7	16/15	44	25	19	2.0	10.0	10	5	0	0

2020 Los Angeles Rams

Date	Opp	W/L	P/S	Tot Solo Asst	Sk - Yds	QBP	TFL	Int - Yds -TD	PD	FF	FR - Yds	SpT
Sept 13	Dal	W	S	3	2	1	0.0	0.0	1	0	0	0
Sept 20	@ Phi	W	S	3	3	0	0.0	0.0	0	0	0	0
Sept 27	@ Buf	L	S	3	2	1	0.0	0.0	0	0	0	0
Oct 4	NYG	W	S	4	4	0	0.0	0.0	1	0	0	0
Oct 11	@ Was	W	S	2	1	1	0.0	0.0	0	0	0	0
Oct 18	@ SF	L	S	3	2	1	0.0	0.0	2	0	0	0
Oct 26	Chi	W	S	0	0	0	0.0	0.0	2	0	0	0
Nov 1	@ Mia	L	S	5	3	2	0.0	0.0	0	0	0	0
Nov 15	Sea	W	S	3	3	0	0.0	0.0	0	0	0	0
Nov 23	@ TB	W	S	3	1	2	0.0	0.0	0	0	0	0
Nov 29	SF	L	S	7	4	3	0.0	0.0	0	0	0	0
Dec 6	@ Ari	W	S	4	1	3	0.0	0.0	0	0	0	0
Dec 10	NE	W	S	5	3	2	0.0	0.0	0	0	0	0
Dec 20	NYJ	L	S	7	4	3	0.0	0.0	0	0	0	0
Dec 27	@ Sea	L	S	3	2	1	1.0	10.0	1	1	0	0
Jan 3	Ari	W	S	0	0	0	0.0	0.0	2	0	0	0
Totals		10-6	16/16	55	35	20	1.0	10.0	9	1	0	0

Playoffs

Jan 9	@ Sea	W	S	2	0	2	0.0	0.0	0	0	0	0
Jan 16	@ GB	L	S	6	2	4	0.0	0.0	0	0	0	0
Totals		1-1	2/2	8	2	6	0.0	0.0	0	0	0	0

2021 Los Angeles Rams

Date	Opp	W/L	P/S	Tot Solo Asst	Sk - Yds	QBP	TFL	Int - Yds -TD	PD	FF	FR - Yds	SpT
Sept 12	Chi	W	S	2	1	1	0.0	0.0	1	0	0	0
Sept 19	@ Ind	W	S	9	6	3	1.0	10.0	4	1	0	0
Sept 26	TB	W	S	3	2	1	0.0	0.0	2	0	0	0
Oct 3	Ari	L	S	8	7	1	1.0	3.0	1	1	0	0
Oct 7	@ Sea	W	S	8	3	5	0.0	0.0	1	0	0	0
Oct 17	@ NYG	W	S	3	1	2	0.0	0.0	0	0	0	0
Oct 24	Det	W	S	5	3	2	1.0	5.0	5	1	0	0
Oct 31	@ Hou	W	IA									
Nov 7	Ten											
Nov 15	@ SF											
Nov 28	@ GB											

Placed on injured reserve Nov. 5

Dec 5	Jax											
Dec 13	@ Ari											
Dec 21	Sea											
Dec 26	@ Min											
Jan 2	@ Bal											
Jan 9	SF											

Totals		7-1	7/7	38	23	15	3.0	18.0	9	3	0	0
---------------	--	------------	------------	-----------	-----------	-----------	------------	-------------	----------	----------	----------	----------

2022 Los Angeles Chargers

Date	Opp	W/L	P/S	Tot Solo Asst	Sk - Yds	QBP	TFL	Int - Yds -TD	PD	FF	FR - Yds	SpT
Sept 11	LV	W	S	0	0	0	0.0	0.0	1	0	0	0
Sept 15	@ KC	L	S	4	2	2	0.0	0.0	0	0	0	0
Sept 25	Jax	L	S	7	4	3	0.0	0.0	0	2	0	0
Oct 2	@ Hou	W	S	4	2	2	1.0	6.0	5	2	0	0
Oct 9	@ Cle	W	S	5	1	4	0.0	0.0	1	0	0	0
Oct 17	Den	W	S	3	2	1	0.0	0.0	2	0	0	0
Oct 23	Sea	L	S	4	2	2	0.0	0.0	0	1	0	0
Nov 6	@ Atl	W	S	2	1	1	0.0	0.0	0	0	0	0
Nov 13	@ SF	L	S	4	3	1	0.0	0.0	0	2	0	0
Nov 20	KC	L	S	4	1	3	0.0	0.0	3	0	0	0
Nov 27	@ Ari	W	S	2	2	0	0.0	0.0	0	0	0	0
Dec 4	@ LV	L	S	5	1	4	0.0	0.0	2	0	0	0
Dec 11	Mia	W	IA									
Dec 18	Ten	W	S	5	3	2	0.0	0.0	0	1	0	0
Dec 26	@ Ind	W	S	2	1	1	0.0	0.0	2	0	0	0
Jan 1	LAR	W	S	4	2	2	1.0	10.0	1	1	0	0
Jan 8	@ Den	L	S	1	0	1	0.0	0.0	2	0	1	0
Totals		10-7	16/16	56	27	29	2.0	16.0	19	9	1	4

Playoffs

Jan 14	@ Jax	L	S	3	1	2	0.5	3	1	0	0	0
Totals		0-1	1/1	3	1	2	0.5	3	1	0	0	0

2023 Los Angeles Chargers

Date	Opp	W/L	P/S	Tot Solo Asst	Sk - Yds	QBP	TFL	Int - Yds -TD	PD	FF	FR - Yds	SpT
Sept 10	Mia	L	S	0	0	0	0.0	0.0	1	0	0	0
Sept 17	@ Ten	L	S	4	0	4	0.0	0.0	0	0	0	0
Sept 24	@ Min	W	S	4	2	2	1.0	5.0	4	2	0	0
Oct 1	LV	W	S	4	3	1	0.0	0.0	3	0	0	0
Oct 16	Dal	L	S	3	3	0	1.0	0.0	2	0	0	0
Oct 22	@ KC	L	S	0	0	0	0.0	0.0	3	0	0	0
Oct 29	Chi	W	S	2	1	1	0.0	0.0	1	0	0	0
Nov 6	@ NYJ	W	S	1	0	1	0.0	0.0	3	0	0	0
Nov 12	Det	L	S	3	1	2	0.0	0.0	0	0	0	0
Nov 19	@ GB	L	S	3	2	1	1.0	5.0	4	1	0	0
Nov 26	Bal	L	S	1	0	1	0.0	0.0	2	0	0	0
Dec 3	@ NE	W	S	2	0	2	0.0	0.0	0	0	0	0
Dec 10	Den	L	S	2	1	1	0.0	0.0	1	0	0	0
Dec 14	@ LV	L	S	3	2	1	0.0	0.0	1	0	0	0
Totals		5-9	14/14	32	15	17	3.0	10.0	25	3	0	0

2023 San Francisco 49ers

Date	Opp	W/L	P/S	Tot Solo Asst	Sk - Yds	QBP	TFL	Int - Yds -TD	PD	FF	FR - Yds	SpT
Dec 31	@ Was	W	p	0	0	0	0.0	0.0	0	0	0	0
Jan 7	LAR	L	p	5	4	1	0.0	0.0	0	0	0	0
Totals		1-1	2/0	5	4	1	0.0	0.0	0	0	0	0

Playoffs

Jan 20	GB	W	p	2	2	0	0.0	0.0	0	0	0	0
Jan 28	Det	W	p	0	0	0	0.0	0.0	0	0	0	0
Feb 11	@ KC	L	p	1	0	1	0.0</					

SEBASTIAN JOSEPH-DAY'S NFL STATISTICS

REGULAR SEASON		TACKLES									INTERCEPTIONS					FUMBLES			
Year	Team	GP	GS	Tot	Solo	Asst	Sk	Yds	QBP	TFL	No	Yds	Lg	TD	PD	FF	FR	Yds	SpT
2018	L.A. Rams	0	0	0	0	0	0.0	0.0	0	0	0	0	0	0	0	0	0	0	0
2019	L.A. Rams	16	15	44	25	19	2.0	10.0	10	5	0	0	0	0	1	0	0	0	0
2020	L.A. Rams	16	16	55	35	20	1.0	10.0	9	1	0	0	0	0	3	1	0	0	0
2021	L.A. Rams	7	7	38	23	15	3.0	18.0	14	3	0	0	0	0	0	0	0	0	0
2022	L.A. Chargers	16	16	56	27	29	2.0	16.0	19	9	1	4	4	0	1	1	1	0	0
2023	LAC/SF	16	14	37	19	18	3.0	10.0	25	3	0	0	0	0	0	0	0	0	0
NFL Totals		71	68	230	129	101	11.0	64.0	77	21	1	4	4	0	5	2	1	0	0

PLAYOFFS		TACKLES									INTERCEPTIONS					FUMBLES			
Year	Team	GP	GS	Tot	Solo	Asst	Sk	Yds	QBP	TFL	No	Yds	Lg	TD	PD	FF	FR	Yds	SpT
2018	L.A. Rams	0	0	0	0	0	0.0	0.0	0	0	0	0	0	0	0	0	0	0	0
2020	L.A. Rams	2	2	8	2	6	0.0	0.0	0	0	0	0	0	0	0	0	0	0	0
2021	L.A. Rams	1	0	0	0	0	0.0	0.0	0	0	0	0	0	0	0	0	0	0	0
2022	L.A. Chargers	1	1	3	1	2	0.5	3.0	1	0	0	0	0	0	1	0	0	0	0
2023	San Francisco	3	0	3	2	1	0.0	0.0	0	0	0	0	0	0	0	0	0	0	0
NFL Totals		7	3	14	5	9	0.5	3.0	1	0	0	0	0	0	1	0	0	0	0

Single-Game Highs

Tackles - 9 at Indianapolis (9/19/21)
 Sacks - 1 (11 times, last at Green Bay 11/19/23)
 Interceptions - 1 at Denver (1/8/23)
 Forced Fumbles - 1 (Twice, last vs. Kansas City 11/20/22)
 Fumble Recoveries - 1 at Arizona (11/27/22)
 Passes Defensed - 1 (Five times, last at Denver 1/8/23)

Playoff Single-Game Highs

Tackles - 6 at Green Bay (1/16/21)
 Sacks - 0.5 at Jacksonville (1/14/23)
 Passes Defensed - 1 at Jacksonville (1/14/23)




40 ANTHONY KENDALL

CORNERBACK • 5'10" • 188 LBS

COLLEGE: BALDWIN WALLACE • ACQUIRED: FREE AGENT - 2023

NFL EXPERIENCE (NFL/TITANS): 2/2 • HOMETOWN: PORT RICHEY, FLA.

GAMES PLAYED/GAMES STARTED: 16/0 (PLAYOFFS: 0/0)



PRO: The Titans signed Anthony Kendall as a rookie free agent after the 2023 NFL Draft. The 5-foot-10-inch, 188-pounder made the 53-man roster out of training camp after a stellar career at Division III Baldwin Wallace. As a rookie in 2023, he appeared in 16 games as a core member of the special teams unit, tying for the team lead in special teams tackles. The Port Richey, Fla., native played five seasons for the Yellow Jackets (2018-22) where he saw action in 31 games and recorded 127 tackles, 20 pass breakups, six interceptions, a forced fumble and a sack.

TITANS TIDBITS:

- Kendall had zero Division I offers coming out of high school so he decided to go to Baldwin Wallace, a Division III school in the Ohio Athletic Conference. He went to multiple regional tryouts after not getting an invite to the NFL Combine.
- Kendall was the first Baldwin Wallace alum to sign with an NFL team since linebacker Keith Darbut in 2011.

CAREER TRANSACTIONS:

- The Port Richey, Fla., native was signed by the Titans as an undrafted free agent on May 12, 2023.

SEASON RECAPS:

2023 (16/0): Saw action as a reserve in 16 games as a rookie and tied for the team lead with nine special teams tackles. Was inactive for the regular season finale. Led or tied for the team lead in special teams tackles four times in 2023 (at NO, at IND, vs. IND, at HOU). Made his NFL debut at New Orleans (9/10/23).

- At New Orleans (9/10), saw action as a reserve on special teams and led the team with three special teams tackles in his first career NFL contest. Stuffed Rashid Shaheed at the Saints' 13-yard line on a kickoff return in the fourth quarter.
- At Indianapolis (10/8), tied for the team lead with a special teams stop on coverage units.
- At Pittsburgh (11/2), tallied two special teams tackles on coverage units.
- Against Carolina (11/26), posted a special teams tackle on coverage units.
- Against Indianapolis (12/3), tied for the team lead with a special teams tackle on coverage units.
- Against Seattle (12/24), played as a reserve on special teams. Pinned Seattle deep in their own territory by downing a Ty Zentner 36-yard punt at the Seahawks' six-yard line in the opening stanza.
- At Houston (12/31), recorded a special teams stop on coverage units.

COLLEGE:

- During five seasons at Baldwin Wallace, Kendall appeared in 31 games and recorded 127 tackles, 20 pass breakups, six interceptions, a forced fumble and a sack.
- As a graduate (2022), started in 10 games and recorded a career-high 56 tackles, four tackles for loss, his first career forced fumble and first career sack. Led the Yellow Jackets and the OAC with a career-high 12 pass breakups. Also had a career-high three interceptions. Named the 2022 Lee J. Tressel Ohio Athletic Conference Defensive Back of the Year and was selected as an American Football Coaches Association, Associated Press, D3football.com second-team All-American and an All-OAC first-team selection.
- As a senior (2021), appeared in seven games and recorded 11 tackles,

two tackles for loss and a pass breakup.

- As a junior (2020), appeared in two games. Was third on the team with 13 tackles, added one pass breakup and one blocked kick. Tallied one tackle for loss. Was named All-Ohio Athletic Conference honorable mention.
- As a sophomore (2019), appeared in five games. Recorded 23 tackles, including two stops for loss, a pass breakup and two interceptions.
- As a redshirt freshman (2018), appeared in seven games and recorded 23 tackles, including a stop for loss, five pass breakups and one interception.
- Graduated with a degree in business in healthcare from Baldwin Wallace in December 2022.

PERSONAL:

- Played three years of football at Anclote (Fla.) High School before transferring to River Ridge High School for his senior season.
- Was the recipient of the Knights Award in football and participated in the All-Star Football game.
- Competed two years in basketball and three years of weightlifting and track and field. Placed fifth in the 300-meter hurdles at the Florida High School Athletic Association State Championships.
- Graduated with a 4.1 cumulative grade point average and was the recipient of the Alumni Award as well as a member of the Chi Alpha Sigma Honor Society.
- Son of Andre and Cerstin Marshall.
- Follow Kendall on Instagram at @anthonykendall_.
- Born Anthony D.C. Kendall on Dec. 17, 1999 in El Paso, Texas.



ANTHONY KENDALL'S GAME-BY-GAME

2023 Tennessee Titans

Date	Opp	W/L	P/S	Tot	Solo	Asst	Sk	- Yds	QBP	TFL	Int	Yds	-TD	PD	FF	FR	Yds	SpT	
Sept 10	@ NO	L	p	0	0	0	0.0	0.0	0	0	0	0	0	0	0	0	0	0	3
Sept 17	LAC	W	p	0	0	0	0.0	0.0	0	0	0	0	0	0	0	0	0	0	0
Sept 24	@ Cle	L	p	0	0	0	0.0	0.0	0	0	0	0	0	0	0	0	0	0	0
Oct 1	Cin	W	p	0	0	0	0.0	0.0	0	0	0	0	0	0	0	0	0	0	0
Oct 8	@ Ind	L	p	0	0	0	0.0	0.0	0	0	0	0	0	0	0	0	0	0	1
Oct 15	Bal	L	p	0	0	0	0.0	0.0	0	0	0	0	0	0	0	0	0	0	0
Oct 29	Atl	W	p	0	0	0	0.0	0.0	0	0	0	0	0	0	0	0	0	0	0
Nov 2	@ Pit	L	p	0	0	0	0.0	0.0	0	0	0	0	0	0	0	0	0	0	2
Nov 12	@ TB	L	p	0	0	0	0.0	0.0	0	0	0	0	0	0	0	0	0	0	0
Nov 19	@ Jax	L	p	0	0	0	0.0	0.0	0	0	0	0	0	0	0	0	0	0	0
Nov 26	Car	W	p	0	0	0	0.0	0.0	0	0	0	0	0	0	0	0	0	0	1
Dec 3	Ind	L	p	0	0	0	0.0	0.0	0	0	0	0	0	0	0	0	0	0	1
Dec 11	@ Mia	W	p	0	0	0	0.0	0.0	0	0	0	0	0	0	0	0	0	0	0
Dec 17	Hou	L	p	0	0	0	0.0	0.0	0	0	0	0	0	0	0	0	0	0	0
Dec 24	Sea	L	p	0	0	0	0.0	0.0	0	0	0	0	0	0	0	0	0	0	0
Dec 31	@ Hou	L	p	0	0	0	0.0	0.0	0	0	0	0	0	0	0	0	0	0	1
Jan 7	Jax	W	IA																
Totals				6-11	16/0		0	0	0	0.0	0.0	0	0	0	0	0	0	0	9

ANTHONY KENDALL'S NFL STATISTICS

REGULAR SEASON		TACKLES										INTERCEPTIONS					FUMBLES			
Year	Team	GP	GS	Tot	Solo	Asst	Sk	Yds	QBP	TFL	No	Yds	Lg	TD	PD	FF	FR	Yds	SpT	
2023	Tennessee	16	0	0	0	0	0.0	0.0	0	0	0	0	0	0	0	0	0	0	9	
NFL Totals		16	0	0	0	0	0.0	0.0	0	0	0	0	0	0	0	0	0	0	9	

Single-Game Highs


Tackles -

Special Teams Tackles - 3 at New Orleans (9/10/23)



49 ARDEN KEY

OUTSIDE LINEBACKER • 6'5" • 240 LBS • COLLEGE: LOUISIANA STATE
ACQUIRED: UNRESTRICTED FREE AGENT - 2023 (JAX)
NFL EXPERIENCE (NFL/TITANS): 7/2 • HOMETOWN: ATLANTA, GA.
GAMES PLAYED/GAMES STARTED: 88/22 (PLAYOFFS: 5/0)



PRO: The Titans signed Arden Key early in the 2023 offseason to add experience and bolster the defensive front. The Louisiana State product possesses a unique ability to come off the edge as a pass rusher and use his speed, athleticism and long arms to get to the quarterback. The 6-foot-5-inch, 240-pound defender originally entered the NFL as a third-round pick of the Oakland Raiders in 2018 and spent his first three campaigns with the organization. Over the next two seasons with the San Francisco 49ers (2021) and Jacksonville Jaguars (2022), Key saw action in all 34 contests and amassed 49 tackles, 11 sacks, 10 stops for loss and 63 quarterback pressures.

CAREER HIGHLIGHTS:

- In 2023, Key played in all 17 contests in his first season with the Titans and ranked second on the team with 57 quarterback pressures and third on the squad with six sacks.
- In 2022, Key recorded 27 tackles, 4.5 sacks, five stops for loss and a career-high 38 quarterback pressures in his first season with the Jaguars.
- In 2021, Key notched a career-best 6.5 sacks to go along with 22 tackles and 25 quarterback pressures in his lone season with the 49ers.

TITANS TIDBITS:

- While preparing for the 2018 NFL Draft, Key decided to capitalize on his opportunities in the spotlight to help others. Key utilized his long jump at the Louisiana State Pro Day to support the organization "No Kid Hungry" to raise money for food insecure children and their families, raising more funds with each inch he jumped.
- His father, Arden Key Sr., played point guard and shooting guard at Jacksonville State and also coached Arden Jr. in football.
- Key comes from a large family that includes four sets of twins, all who share in his athleticism on the basketball court. Arden's twin, Angel, was a cheerleader for her brother's football team.

CAREER TRANSACTIONS:

- The Atlanta, Ga., native was selected by the Oakland Raiders in the third round (87th overall) of the 2018 NFL Draft.
- Released by the Raiders on April 15, 2021.
- Signed by the San Francisco 49ers as a free agent on April 23, 2021.
- Signed by the Jacksonville Jaguars as an unrestricted free agent on March 30, 2022.
- Signed by the Titans as an unrestricted free agent on March 20, 2023.

SEASON RECAPS:

2023 (17/9 - Tennessee): Played in all 17 games with nine starts at outside linebacker in his first season with the Titans. Ranked second on the team with 57 quarterback pressures and third on the squad with six sacks. Recorded 30 tackles, four stops for loss, two passes defended and two forced fumbles. Led or tied for the team lead in quarterback pressures seven times in 2023 (at NO, vs. LAC, vs. BAL, at JAX, at MIA, vs. HOU, vs. JAX). Tied for the team lead in sacks three times in 2023 (at NO, vs. CIN, vs. SEA). Tied for the team lead in passes defended once in 2023 (vs. JAX). Posted a career-best 11 quarterback pressures at New Orleans (9/10/23).

- At New Orleans (9/10), made his Titans debut and notched four tackles, 1.5 sacks and a pass defended to go along with a team-best and career-high 11 quarterback pressures. Dropped Derek Carr for a six-yard sack

early in the second quarter. Deflected a ball intended for Michael Thomas on third-and-10 in the second stanza. Teamed with Denico Autry to sack Derek Carr for a seven-yard sack in the second quarter.

- Against L.A. Chargers (9/17), played as a reserve at outside linebacker and tied for the team lead with four quarterback pressures.
- Against Cincinnati (10/1), played as a reserve at outside linebacker and posted a sack with two quarterback pressures. Dropped Joe Burrow for a 10-yard sack in the final stanza.
- Against Atlanta (10/29), started at outside linebacker and notched two tackles with four quarterback pressures. Teamed with Azeem Al-Shaair to stonewall Tyler Allgeier for a two-yard loss on a rush off right tackle in the second quarter. Combined with Denico Autry to stop Bijan Robinson for no gain on a rush off right tackle late in the second quarter.
- Against Carolina (11/26), saw action as a reserve at outside linebacker and posted two tackles, including a strip-sack and four quarterback pressures. Came off the edge and dropped Bryce Young for an eight-yard sack while forcing a fumble that was recovered by Jeffery Simmons at the Panthers' 17-yard line in the second quarter.
- Against Indianapolis (12/3), started at outside linebacker and registered a half sack to go along with five quarterback pressures. Forced the Colts to settle for a field goal by combining with Harold Landry III to sack Gardner Minshew II for a nine-yard loss on third-and-one in the fourth quarter.
- At Miami (12/11), started at outside linebacker and notched two tackles, including a sack and a team-high-tying six quarterback pressures. Dropped Tua Tagovailoa for a five-yard sack in the second quarter.
- Against Seattle (12/24), produced four tackles, including a sack, two quarterback pressures and a forced fumble. Came off the edge and dropped Geno Smith for a seven-yard sack while forcing a fumble that was recovered by the signal caller. Teamed with Denico Autry to stuff Kenneth Walker III for a two-yard loss on a rush up the middle in the third stanza.
- Against Jacksonville (1/7), collected a career-high-tying four tackles, two quarterback pressures and a pass defended. Knocked down a screen pass intended for Travis Etienne in the opening quarter.

2022 (17/3, 2/0 - Jacksonville): Played in all 17 games with three starts and compiled 27 tackles, 4.5 sacks, five stops for loss, a fumble recovery and two passes defended. Saw action as a reserve in both postseason contests and posted two tackles and a pass defended.

- Against Denver (10/30), registered two tackles, including a sack. Dropped Russell Wilson for a seven-yard sack on third-and-six.
- At Tennessee (12/11), tied a career-high with four tackles to go along with a sack and a fumble recovery. Dropped Ryan Tannehill for a six-yard sack in the third quarter. Recovered a fumble by Derrick Henry early in the final stanza.
- Against Dallas (12/18), posted three tackles and a career-best 1.5 sacks. Teamed with Foley Fatukasi to sack Dak Prescott for a three-yard loss in the opening stanza. Dropped Prescott for an eight-yard loss in the third quarter.
- Against Tennessee (1/7), notched three tackles and a career-best nine quarterback pressures.

2021 (17/0, 3/0 - San Francisco): Saw action as a reserve in all 17 games and totaled 22 tackles, a career-best 6.5 sacks and one pass defended. Played in his first three postseason games and collected two tackles.



- Against L.A. Rams (11/15), registered two tackles and a sack. Sacked Matthew Stafford for an eight-yard loss in the final stanza.
- Against Atlanta (12/19), posted an 11-yard sack of Matt Ryan on third-and-eight in the second quarter.
- Against Houston (1/2), notched a nine-yard sack of Davis Mills in the fourth quarter.

2020 (14/0 - Las Vegas): Appeared as a reserve in 14 games and registered 15 tackles, two tackles for loss and two passes defended. Was inactive for two contests.

- Against Kansas City (11/22), notched two tackles, including a stop for loss.

2019 (7/0 - Oakland): Appeared in seven games and recorded a then career-high two sacks. Placed on injured reserve on Nov. 7 and missed the final eight games of the season. Was inactive for one contest.

- At Houston (10/27), totaled two tackles and one sack. Dropped Deshaun Watson for a 10-yard sack on third-and-11 in the third quarter.
- Against Detroit (11/3), registered a sack by taking down Matthew Stafford for a loss of 13 yards in his final game of the season because of injury.

2018 (16/10 - Oakland): Appeared in all 16 games as rookie with 10 starts at defensive end. Posted 30 tackles, a sack and a blocked extra point on special teams.

- Against L.A. Rams (9/10), totaled three tackles in his NFL debut.
- Against Seattle (10/14), made his first career start and registered his first career sack when he took down Russell Wilson for an eight-yard loss. Also recorded a career-high four tackles.
- Against Kansas City (12/2), collected the team's first blocked kick of the season on Harrison Butker's extra-point attempt in the second quarter.

COLLEGE:

- Played three seasons at Louisiana State (2015-17), appearing in 31 games with 28 starts and posting 130 tackles, 21 sacks and 26.5 tackles

for loss.

- Was named Associated Press All-SEC first team in both 2017 and 2016. Earned second-team All-SEC honors from coaches in 2016.
- When he left LSU, his 21 career sacks were tied for third-most in school history with Gabe Northern.
- As a junior (2017), started eight contests and racked up 33 tackles, 5.5 for loss, four sacks and one forced fumble en route to first-team All-SEC honors.
- As a sophomore (2016), named first-team All-SEC after setting the school record with 12 sacks, while also leading the team with 14.5 tackles for loss. Collected 56 total stops and added three forced fumbles, a fumble recovery and three passes defended.
- As a freshman (2015), appeared in all 12 games, starting the final nine, totaling 41 tackles, five sacks, a pass defended and a fumble recovery. Earned Freshman All-American honors and was named to the SEC All-Freshman team.
- Majored in interdisciplinary studies at Louisiana State.

PERSONAL:

- Attended Hapeville Charter Academy in Atlanta, Ga. and was unanimously rated as a four-star prospect by Rivals, 247Sports, Scout and ESPN.
- Was invited to play in the Under Armour All-American Game and was a Class 2A first-team All-State selection. Was a member of Rivals 250, Scout 300, 247Sports Top 247 and ESPN 300.
- As a senior (2014), tallied 15.5 sacks.
- As a junior (2013), accounted for over 100 tackles and eight sacks.
- As a sophomore (2012), notched 12 sacks.
- Son of Nicole Spencer and Arden Key Sr.
- Follow Key on Instagram at @ardenkey.
- Follow Key on X at @ArdenKeyEI.
- Born Arden Key Jr. on May 3, 1996 in Lithonia, Ga.



ARDEN KEY'S NFL STATISTICS

REGULAR SEASON				TACKLES							INTERCEPTIONS					FUMBLES			
Year	Team	GP	GS	Tot	Solo	Asst	Sk	Yds	QBP	TFL	No	Yds	Lg	TD	PD	FF	FR	Yds	SpT
2018	Oakland	16	10	30	21	9	1.0	8.0	13	4	0	0	0	0	0	0	0	0	0
2019	Oakland	7	0	4	3	1	2.0	23.0	14	2	0	0	0	0	0	0	0	0	0
2020	Las Vegas	14	0	15	10	5	0.0	0.0	28	2	0	0	0	0	2	0	0	0	0
2021	San Francisco	17	0	22	11	11	6.5	51.5	25	5	0	0	0	0	1	0	0	0	0
2022	Jacksonville	17	3	27	16	11	4.5	30.5	38	5	0	0	0	0	2	0	1	0	0
2023	Tennessee	17	9	30	17	13	6.0	43.0	57	4	0	0	0	0	2	2	0	0	0
NFL Totals		88	22	128	78	50	20.0	156.0	175	22	0	0	0	0	7	2	1	0	0

PLAYOFFS				TACKLES							INTERCEPTIONS					FUMBLES			
Year	Team	GP	GS	Tot	Solo	Asst	Sk	Yds	QBP	TFL	No	Yds	Lg	TD	PD	FF	FR	Yds	SpT
2021	San Francisco	3	0	2	1	1	0.0	0.0	3	0	0	0	0	0	0	0	0	0	0
2022	Jacksonville	2	0	2	1	1	0.0	0.0	2	0	0	0	0	0	1	0	0	0	0
NFL Totals		5	0	4	2	2	0.0	0.0	5	0	0	0	0	0	1	0	0	0	0

Single-Game Highs

Tackles - 4 (Six times, last vs. Jacksonville 1/7/24)
 Sacks - 1.5 (Twice, last at New Orleans 9/10/23)
 Quarterback Pressures - 11 at New Orleans (9/10/23)
 Forced Fumble - 1 (Twice, last vs. Seattle 12/24/23)
 Fumble Recovery - 1 at Tennessee (12/11/22)
 Passes Defensed - 1 (Seven times, last vs. Jacksonville 1/7/24)

Additional Career Statistics

Blocked PAT - 1 (2018)

Playoff Single-Game Highs

Tackles - 1 (Four times, last at Kansas City 1/21/23)
 Quarterback Pressures - 1 (Five times, last at Kansas City 1/21/23)
 Passes Defensed - 1 vs. L.A. Chargers (1/14/23)



12 MASON KINSEY

WIDE RECEIVER • 5'11" • 200 LBS

COLLEGE: BERRY COLLEGE • ACQUIRED: FREE AGENT - 2021

NFL EXPERIENCE (NFL/TITANS): 2/2 • HOMETOWN: DEMOREST, GA.

GAMES PLAYED/GAMES STARTED: 9/0 (PLAYOFFS: 0/0)



PRO: The Titans brought back Mason Kinsey during the 2021 offseason to add depth to the receiving corps and return experience. The 5-foot-11-inch, 200-pounder originally signed with the Titans as a rookie free agent following the 2020 NFL Draft but was waived following training camp. The Demorest, Ga., native has also spent time on the New England Patriots' practice squad. In three seasons with the Titans, Kinsey has appeared in nine games, mostly seeing time as a punt returner. In 2023, he returned 11 punts for 100 yards while adding a reception on offense for six yards in six games played.

CAREER HIGHLIGHTS:

- In 2023, Kinsey appeared as a reserve in six games returning 11 punts and recording one reception for a career-long six yards.
- In 2022, Kinsey appeared as a reserve in two contests and recorded his first career NFL reception.
- In 2021, Kinsey made his NFL debut as a reserve at punt returner.

TITANS TIDBITS:

- At Berry College, Kinsey's career receptions (203), receiving yardage (3,343) and receiving touchdowns (50) all rank first in school history, and his career receiving yardage and touchdowns set Southern Athletic Association records.

CAREER TRANSACTIONS:

- The Demorest, Ga., native originally signed with the Titans as a rookie free agent following the 2020 NFL Draft.
- Waived by the Titans on Sept. 5, 2020.
- Signed by the New England Patriots to the team's practice squad on Sept. 8, 2020.
- Waived by the Patriots on Oct. 1, 2020.
- Signed by the Patriots to the team's practice squad on Oct. 19, 2020.
- Waived by the Patriots on Nov. 18, 2020.
- Signed by the Titans on Jan. 21, 2021.
- Waived by the Titans on Aug. 31, 2021 and signed to the team's practice squad a day later.
- Activated from the practice squad to the active roster standard elevation on Oct. 23, 2021.
- Waived by the Titans on Aug. 30, 2022 and signed to the team's practice squad a day later.
- Activated from the practice squad to the active roster standard elevation on Oct. 22, 2022.
- Activated from the practice squad to the active roster standard elevation on Dec. 17, 2022.
- Waived by the Titans on Aug. 29, 2023 and signed to the team's practice squad a day later.
- Signed by the Titans to their active roster from the practice squad on Sept. 22, 2023.
- Waived by the Titans on Oct. 2, 2023 and signed to the team's practice squad two days later.
- Signed by the Titans to their active roster from the practice squad on Dec. 16, 2023.

SEASON RECAPS:

2023 (6/0 - Tennessee): Saw action in six games as a reserve and returned 11 punts for 100 yards. Added one reception for six yards.

Spent 11 games on the team's practice squad.

- At Cleveland (9/24), made his season debut as a reserve and returned a punt for 13 yards.
- Against Cincinnati (10/1), returned three punts for 37 yards with a long return of 21 yards. Gave the Titans better field position with a 21-yard punt return to the Titans' 31-yard line in the second quarter.
- Against Houston (12/17), returned four punts for 17 yards.
- Against Seattle (12/24), hauled in one reception for six yards and returned one punt for 11 yards.
- At Houston (12/31), returned two punts for 22 yards with a long return of 13 yards.
- Against Jacksonville (1/7), played as a reserve at wide receiver and on special teams.

2022 (2/0 - Tennessee): Played as a reserve in two games and caught one pass for three yards. Returned two punts for zero yards. Spent 15 weeks on the Titans' practice squad.

- Against Indianapolis (10/23), made his season debut as a reserve at wide receiver and hauled in his first career reception for three yards.
- At L.A. Chargers (12/18), returned two punts with three fair catches.

2021 (1/0, 0/0 - Tennessee): Saw action as a reserve in one contest. Spent the remaining 16 regular season games and the postseason contest on the team's practice squad. Made his NFL debut against Kansas City (10/24/21).

- Against Kansas City (10/24), saw action in his first NFL contest as a reserve at punt returner and registered a fair catch.

2020 (0/0 - New England): Spent a portion of the season on the Patriots' practice squad.

COLLEGE:

- Appeared in 43 games with 35 starts over four seasons (2016-19) at Berry College. Totaled 203 receptions for 3,343 yards and 50 touchdowns, all of which rank first in program history. His career receiving yardage and touchdowns set Southern Athletic Association records. Added 16 kick returns for 406 yards with one score and 17 punt returns for 181 yards.
- As a senior (2019), started all 11 games and caught 65 passes for 1,221 yards and 16 touchdowns. Returned 13 kicks for 375 yards and one touchdown and returned 17 punts for 181 yards. Earned All-SAA first team recognition.
- As a junior (2018), started all 12 games and made 52 catches for 776 yards and 16 touchdowns. Earned All-SAA first-team honors.
- As a sophomore (2017), started all 12 games and totaled 77 receptions for 1,245 yards and 17 touchdowns, all of which were career highs and school records. Averaged 103.8 yards per game. Earned All-SAA first-team recognition and All-Region honors.
- As a freshman (2016), saw action in eight games and caught nine passes for 101 yards and a score.
- Majored in communications at Berry College.

PERSONAL:

- Attended Habersham Central (Ga.) where he was a two-time All-Region selection and the second all-time leading receiver in school history.
- Son of Janet and Shane Kinsey.
- Follow Kinsey on Instagram at @masonkinsey12 and on X at @



masonkinsey87.

- Born Mason Shane Kinsey on Aug. 29, 1998 in Demorest, Ga.

MASON KINSEY'S OFFENSIVE GAME-BY-GAME

2022 Tennessee Titans										2023 Tennessee Titans										
Date	Opp.	W/L	P/S	RECEIVING					Date	Opp.	W/L	P/S	RECEIVING							
				No	Yds	Avg	Lg	TD					No	Yds	Avg	Lg	TD			
Sept 11	NYG	L	PS																	
Sept 19	@ Buf	L	PS						Sept 10	@ NO	L	PS								
Sept 25	LV	W	PS						Sept 17	LAC	W	PS								
Oct 2	@ Ind	W	PS						Sept 24	@ Cle	L	p	0	0	-	0	0			
Oct 9	@ Was	W	PS						Oct 1	Cin	W	p	0	0	-	0	0			
Oct 23	Ind	W	p	1	3	3.0	3	0	Oct 8	@ Ind	L	PS								
Oct 30	@ Hou	W	PS						Oct 15	Bal	L	PS								
Nov 6	@ KC	L	PS						Oct 29	Atl	W	PS								
Nov 13	Den	W	PS						Nov 2	@ Pit	L	PS								
Nov 17	@ GB	W	PS						Nov 12	@ TB	L	PS								
Nov 27	Cin	L	PS						Nov 19	@ Jax	L	PS								
Dec 4	@ Phi	L	PS						Nov 26	Car	W	PS								
Dec 11	Jax	L	PS						Dec 3	Ind	L	PS								
Dec 18	@ LAC	L	p	0	0	-	0	0	Dec 11	@ Mia	W	PS								
Dec 24	Hou	L	PS						Dec 17	Hou	L	p	0	0	-	0	0			
Dec 29	Dal	L	PS						Dec 24	Sea	L	p	1	6	6.0	6	0			
Jan 7	@ Jax	L	PS						Dec 31	@ Hou	L	p	0	0	-	0	0			
Totals		7-10	2/0	1	3	3.0	3	0	Totals		6-11	6/0	1	6	6.0	6	0			

MASON KINSEY'S NFL STATISTICS

REGULAR SEASON		RECEIVING							RUSHING				
Year	Team	GP	GS	No	Yds	Avg	Lg	TD	Att	Yds	Avg	Lg	TD
2020	New England												
Practice Squad													
2021	Tennessee	1	0	0	0	-	0	0	0	0	-	0	0
2022	Tennessee	2	0	1	3	3.0	3	0	0	0	-	0	0
2023	Tennessee	6	0	1	6	6.0	6	0	0	0	-	0	0
NFL Totals		9	0	2	9	4.5	6	0	0	0	-	0	0

REGULAR SEASON		PUNT RETURNS					KICKOFF RETURNS					
Year	Team	No	FC	Yds	Avg	Lg	TD	No	Yds	Avg	Lg	TD
2020	New England											
Practice Squad												
2021	Tennessee	0	1	0	-	0	0	0	0	-	0	0
2022	Tennessee	2	3	0	0.0	0	0	0	0	-	0	0
2023	Tennessee	11	6	100	9.1	21	0	0	0	-	0	0
NFL Totals		13	10	100	7.7	21	0	0	0	-	0	0

Single-Game Highs

Receptions - 1 (Twice, last vs. Seattle 12/24/23)
 Receiving Yards - 6 vs. Seattle (12/24/23)
 Long Reception - 6 vs. Seattle (12/24/23)
 Punt Returns - 4 vs. Houston (12/17/23)
 Punt Return Yards - 37 vs. Cincinnati (10/1/23)
 Punt Return Long - 21 vs. Cincinnati (10/1/23)

Additional Statistics

Special Teams Fumble Recovery - 1 (2022)



58 HAROLD LANDRY III

OUTSIDE LINEBACKER • 6'2" • 252 LBS

COLLEGE: BOSTON COLLEGE • ACQUIRED: 2ND ROUND - 2018

NFL EXPERIENCE (NFL/TITANS): 7/7 • HOMETOWN: SPRING LAKE, N.C.

GAMES PLAYED/GAMES STARTED: 81/62 (PLAYOFFS: 5/5)



PRO BOWL: 2021

PRO: The Titans traded up to select outside linebacker Harold Landry III with the 41st overall pick in the second round of the 2018 NFL Draft. During his first six NFL seasons, Landry totaled a team-leading 41.5 sacks—good for 11th place on the franchise's all-time career sack list. In the organization's "Titans era" (1999–present), his 41.5 sacks through 2023 trailed only Jevon Kearse (52), Jurrell Casey (51) and Derrick Morgan (44.5). Landry's total included 10.5 sacks in 2023 after missing the entire 2022 campaign due to injury. Prior to the injury, he participated in 64 consecutive contests with 52 straight starts. The 6-foot-2-inch, 252-pound Boston College product possesses a unique ability to bend the edge as a pass rusher and use his speed, athleticism and long arms to get to the quarterback. He signed a multi-year contract extension during the 2022 offseason.

CAREER HIGHLIGHTS:

- In 2023, Landry played in all 17 games after missing the entire 2022 campaign due to injury. He ranked second on the team with 10.5 sacks, producing his second-best career total (12 sacks in 2021). In doing so, he became the NFL's third veteran player since 1982 to miss an entire NFL season and come back the next year to record at least 10 sacks. The only previous players to do so were a pair of New Orleans Saints: Joe Johnson in 2000 (12 sacks) and Charlie Clemons in 2001 (13.5 sacks). Landry's 14 tackles for loss led the defense and matched his career high.
- In 2021, Landry was named to his first career Pro Bowl after ranking 10th in the NFL and leading the team with career-high 12 sacks. He also led the team with 14 tackles for loss and ranked second on the squad with a career-best 49 quarterback pressures.
- In 2021, Landry posted eight consecutive games with at least a half sack, the longest such streak of his career, joining Jevon Kearse (12 consecutive games from 1999 to 2000) as the franchise's only players to accomplish the feat since individual sacks became an official statistic in 1982.
- In 2020, Landry recorded 16 starts for the second consecutive season. He led the team with 5.5 sacks, a career-high 32 quarterback pressures and a career-high 10 tackles for loss.
- In 2019, Landry started all 16 games and led the team with a career-high nine sacks. He started all three postseason games in 2019 and tallied a team-best eight quarterback pressures.
- In 2018, made his NFL debut and appeared in 15 games on the season. His 4.5 sacks tied for third on the team and his 18 quarterback pressures tied for second.

TITANS TIDBITS:

- Landry could have entered the NFL Draft following his 16.5-sack junior season at Boston College. However, he chose to stay in school and received his degree in communications in December 2017.
- Landry enjoys traveling. One of his favorite getaways is Destin, Fla.
- He and his son, Greyson, share the same June 5 birthday.
- Landry's 26 career sacks at Boston College were exceeded in school history by only Mathias Kiwanuka (37.5 from 2002-05).
- In 2016, he set a Boston College record and led the nation with 16.5

sacks. His seven forced fumbles also ranked first nationally.

CAREER TRANSACTIONS:

- The Spring Lake, N.C., native was selected by the Titans in the second round (41st overall) of the 2018 NFL Draft.

SEASON RECAPS:

- 2023 (17/10):** Returned after missing the entire 2022 season because of injury to play in all 17 games with 10 starts at outside linebacker and led the team with 14 tackles for loss. Ranked second on the team with 10.5 sacks and third on the squad with 48 quarterback pressures. Added 70 tackles. Became the team's first player since Kyle Vanden Bosch (2005 and 2007) with 10 or more sacks in multiple seasons. Led the team in tackles once (at TB). Led or tied for the team lead in sacks seven times (vs. LAC, vs. BAL, vs. ATL, at TB, at MIA, vs. SEA, at HOU). Led or tied for the team lead in quarterback pressures seven times (at PIT, at JAX, vs. IND, at MIA, vs. HOU, at HOU, vs. JAX). Named AFC Defensive Player of the Week after setting a career-high with three sacks at Miami (12/11/23).
- At New Orleans (9/10), returned to the lineup as a starter at outside linebacker after missing the entire 2022 campaign and notched a tackle and four quarterback pressures.
 - Against L.A. Chargers (9/17), collected three tackles, including a sack and three quarterback pressures. Forced the Chargers' to settle for the game-tying field goal attempt by dropping Justin Herbert for an eight-yard sack on third-and-three with 20 seconds remaining in regulation.
 - In London, against Baltimore (10/15), registered five tackles, including a sack, and a quarterback pressure. Forced the Ravens to settle for a field goal by containing and dropping Lamar Jackson for a four-yard loss on a third-and-one rush in the second quarter. Halted a Ravens' drive by sacking Jackson for a two-yard loss on third-and-nine in the third quarter.
 - Against Atlanta (10/29), played as a reserve at outside linebacker and notched five tackles, including a career-high-tying two sacks and five quarterback pressures. Forced the Falcons to settle for a field goal by dropping Desmond Ridder for a three-yard sack on third-and-five in the opening stanza. Sacked Taylor Heinicke for an eight-yard loss midway through the fourth quarter.
 - At Tampa Bay (11/12), started at outside linebacker and led the team with a career-best nine tackles, including a sack and three quarterback pressures. Ended a Buccaneers' drive by sacking Baker Mayfield for a seven-yard loss on third-and-11 in the final stanza.
 - At Jacksonville (11/19), recorded seven tackles and tied for the team lead with three quarterback pressures. Stopped Travis Etienne for no gain on a short pass in the second quarter. Combined with Arden Key to stuff D'Ernest Johnson for no gain on a rush off left end in the third quarter. Combined with Rashad Weaver to stonewall Tank Bigsby for no gain on a rush off left guard late in the final stanza. Brought down Bigsby for no gain on a rush off right guard late in the fourth quarter.
 - Against Indianapolis (12/3), registered eight tackles, including a half sack and a team-high eight quarterback pressures. Forced the Colts to settle for a field goal by combining with Arden Key to sack Gardner Minshew II for a nine-yard loss on third-and-one in the fourth quarter.
 - At Miami (12/11), named AFC Defensive Player of the Week after



notching five tackles, including a career-best three sacks and a team-high-tying six quarterback pressures. Notched the team's first three-sack performance in the regular season since Jeffery Simmons (three) in 2021. Forced the Dolphins to settle for a field goal with a 10-yard sack of Tua Tagovailoa on third-and-three early in the fourth quarter. Made the Dolphins punt by dropping Tagovailoa for a nine-yard sack on third-and-six in the fourth quarter. Sealed the victory with a three-yard sack of Tagovailoa on fourth-and-two with less than 30 seconds remaining in the contest.

- Against Houston (12/17), tallied six tackles and tied for the team lead with four quarterback pressures. Stuffed Devin Singletary for no gain on a rush off left guard late in the first quarter. Stonewalled Steven Sims for no gain on a short pass in the second stanza. Forced the Texans to settle for a field goal by stopping Singletary for no gain on a third-and-one rush up the middle late in the second quarter. Forced an intentional grounding penalty with his pass rush in the second quarter.
- Against Seattle (12/24), produced four tackles, including a sack, another stop for loss and two quarterback pressures. Stuffed Kenneth Walker III for a two-yard loss on a rush up the middle in the second stanza. Dropped Geno Smith for a six-yard sack late in the fourth quarter.
- At Houston (12/31), recorded five tackles, including a sack, two other stops for loss and a team-best three quarterback pressures. His three tackles for loss tied his career high. Burst into the backfield and dropped Devin Singletary for a three-yard loss on a third-and-one rush late in the second quarter. Sacked C.J. Stroud for a 12-yard loss in the final stanza. Combined with Keondre Coburn to stuff Dameon Pierce for a one-yard loss on a rush up the middle in the fourth quarter.

2022 (0/0): Placed on injured reserve on Sept. 2 after suffering an injury in the preseason and missed the entire season.

2021 (17/17, 1/1): Named to his first career Pro Bowl. Started all 17 games at outside linebacker and ranked 10th in the NFL and led the team with career-high 12 sacks. Led the team with 14 tackles for loss. Ranked second on the squad with a career-best 49 quarterback pressures and tied for second on the club with 75 tackles. Added a forced fumble. Started the postseason contest and registered six tackles, including 1.5 sacks, five quarterback pressures and a stop for loss. Led the team in tackles twice (at SEA, at NYJ). Led or tied for the team lead in sacks seven times (vs. ARI, at NYJ, at JAX, vs. BUF, at IND, vs. JAX, vs. MIA). Led or tied for the team lead in quarterback pressures five times (vs. ARI, vs. IND, at NYJ, vs. MIA, vs. CIN).

- Against Arizona (9/12), started at outside linebacker and collected three tackles, including a sack and team-best five quarterback pressures. Chased down Kyler Murray for a two-yard sack in the first quarter.
- At Seattle (9/19), started at outside linebacker and led the team with seven tackles to go along with a quarterback pressure.
- Against Indianapolis (9/26), started at outside linebacker in his 50th career game and tallied four tackles, including a half sack and a career-high and team-best 12 quarterback pressures. Combined with Ola Adeniyi to sack Carson Wentz for a 10-yard loss on third-and-10 late in the third quarter.
- At N.Y. Jets (10/3), started at outside linebacker and led the team with seven tackles, including a sack, a team-best five quarterback pressures and two more tackles for loss. Stuffed Michael Carter for a four-yard loss on a short pass in the first quarter. Shot through the line and stonewalled Carter for a two-yard loss on a rush off right guard in the second quarter. Halted a Jets' drive by sacking Zach Wilson for an eight-yard loss on third-and-six late in the second quarter.
- At Jacksonville (10/10), started at outside linebacker and compiled seven tackles, including a team-high two sacks with three quarterback pressures. Stuffed James Robinson for no gain on a third-and-goal rush from the one-yard line in the second quarter. Dropped Trevor Lawrence for a four-yard sack just before halftime. Ended a Jaguars' drive by sacking Lawrence for a 13-yard loss on third-and-one in the third quarter.
- Against Buffalo (10/18), tied career-highs with eight tackles and two sacks, to go along with another stop for loss and two quarterback pressures. Became Tennessee's first player since Kyle Vanden Bosch in 2005 with two or more sacks in consecutive games. Halted a Bills' drive by sacking Josh Allen for an eight-yard loss on third-and-10 in the first quarter. Dropped Allen for a three-yard sack in the second stanza. Teamed with Naquan Jones to stuff Josh Allen for no gain on a rush up

the middle in the third quarter.

- Against Kansas City (10/24), started at outside linebacker and collected a sack for the fourth straight contest. Registered three quarterback pressures. Dropped Patrick Mahomes for an eight-yard sack in the fourth quarter. With 7.5 sacks, he tied William Fuller (1991) and Kyle Vanden Bosch (2005) for most sacks by a Titans player through a season's first seven games since individual sacks became an official statistic in 1982.
- At Indianapolis (10/31), started at outside linebacker and posted five tackles, including a sack in his fifth consecutive contest. Added four quarterback pressures and a forced fumble. Ended a Colts' drive by sacking Carson Wentz for a seven-yard loss on third-and-six in the second quarter. His 8.5 sacks in 2021 are the most by a Titans/Oiler player in the first eight games of a season since individual sacks became an official statistic in 1982. Tracked down a scrambling Carson Wentz and forced a fumble that was recovered by the Colts late in the second quarter.
- At L.A. Rams (11/7), tallied five tackles, including a half sack and four quarterback pressures. Teamed with Denico Autry to sack Matthew Stafford for a six-yard loss on third-and-six late in the third quarter.
- Against New Orleans (11/14), collected five tackles, including a sack and a quarterback pressure. Sacked Trevor Siemian for a three-yard loss late in the second quarter. Registered his eighth consecutive game with at least a half sack, which extended the longest such streak of his career, joining Jevon Kearse (12 consecutive games from 1999 to 2000) as the franchise's only players to accomplish the feat since individual sacks became an official statistic in 1982.
- Against Jacksonville (12/12), posted three tackles, including a sack and two quarterback pressures in the shutout victory. Halted the Jaguars' opening drive by dropping Trevor Lawrence for an eight-yard sack on third-and-11 in the first quarter. With 11 sacks in 2021, became the first Titans player with 11 sacks in a season since Jason Babin had 12.5 sacks in his 2010 Pro Bowl campaign.
- Against Miami (1/2), notched three tackles, a sack and tied for the team lead with two quarterback pressures. Combined with Zach Cunningham to stuff Phillip Lindsay for no gain on a rush up the middle in the first stanza. Forced a long field goal attempt that was no good by dropping Tua Tagovailoa for an eight-yard sack in the third quarter.
- Against Cincinnati (1/22), started at outside linebacker and posted six tackles, including 1.5 sacks and a team-high-tying five quarterback pressures. With 4.5 career postseason sacks in five games, he became the organization's first player with at least four career postseason sacks since individual sacks became an official statistic in 1982. Sacked Joe Burrow for an eight-yard loss in the first quarter. Teamed with Kyle Peko to sack Burrow for a seven-yard loss in the fourth quarter.

2020 (16/16, 1/1): Started all 16 games at outside linebacker and led the team with 5.5 sacks, 32 quarterback pressures and 10 tackles for loss. Notched 69 tackles, an interception and five passes defended. Started the postseason contest at outside linebacker and led the team with 10 tackles, including a team-high two sacks and four quarterback pressures. Led or tied for the team lead in sacks six times in 2020 (vs. BUF, vs. CHI, at BAL, at IND, at HOU, vs. BAL). Led or tied for the team lead in quarterback pressures 11 times in 2020 (at DEN, vs. JAX, vs. BUF, vs. CHI, at BAL, at IND, vs. CLE, at JAX, vs. DET, at HOU, vs. BAL). Led the team in tackles once in 2020 (vs. BAL). Tied for the team lead in passes defended twice in 2020 (vs. JAX, at CIN).

- At Denver (9/14), started at outside linebacker and collected four tackles, including a stop for loss and a team-best three quarterback pressures. Stopped Jerry Jeudy for a two-yard loss on a short pass in the fourth quarter.
- Against Jacksonville (9/20), started at outside linebacker and posted five tackles, an interception, three quarterback pressures and two passes defended. Came off the edge and deflected a pass intended for Collin Johnson in the second quarter. Sealed the victory by intercepting a Gardner Minshew II pass that was deflected by Jeffrey Simmons with 47 seconds remaining in the game.
- Against Buffalo (10/13), started at outside linebacker and tallied three tackles, including a sack. Dipped through the middle and dropped Josh Allen for a 10-yard sack in the second quarter.
- Against Houston (10/18), started at outside linebacker and produced six tackles, including a half sack, a stop for loss and two quarterback pressures. Combined with DaQuan Jones to drop Deshaun Watson



for a three-yard sack early in the first quarter. Shot through the line and dropped Duke Johnson for a two-yard loss on a rush up the middle early in the second quarter.

- Against Chicago (11/8), started at outside linebacker and tallied four tackles, including a sack, a team-best four quarterback pressures and a pass defended. Sacked Nick Foles for a nine-yard loss in the third quarter. Drew an intentional grounding call with a pass rush on Foles in the third quarter. Broke up a third-and-four pass intended for Darnell Mooney in the final quarter.
- Against Indianapolis (11/12), started at outside linebacker and collected five tackles, including a stop for loss. Stuffed Jonathan Taylor for no gain on a rush up the middle in the first stanza. Dropped Jordan Wilkins for a two-yard loss on a rush off right tackle in the fourth quarter.
- At Baltimore (11/22), started at outside linebacker and totaled seven tackles, including a sack and a quarterback pressure. Combined with Rashaan Evans to stuff Lamar Jackson for no gain on a rush early in the fourth quarter. Dropped Jackson for a nine-yard sack on the second play from scrimmage in overtime to help force a three-and-out, which preceded the Titans' game-winning drive.
- At Indianapolis (11/29), started at outside linebacker and recorded a sack and two quarterback pressures. Dropped Jacoby Brissett for a nine-yard sack late in the fourth quarter.
- At Green Bay (12/27), started at outside linebacker and tied a career-high with eight tackles, including a stop for loss. Stuffed Aaron Jones for a one-yard loss on a rush off right end in the third quarter.
- At Houston (1/3), started at outside linebacker and notched four tackles, including a sack and a team-best five quarterback pressures in the Titans' division-clinching victory. Forced the Texans to settle for a field goal by dropping Deshaun Watson for a seven-yard sack on third-and-10 in the second quarter.
- Against Baltimore (1/10), started at outside linebacker and led the team with 10 tackles, including a team-high two sacks and four quarterback pressures. His two sacks tied the franchise postseason record, as he became the fourth player in team annals to achieve the feat. Teamed with David Long Jr. to stop J.K. Dobbins for no gain on a rush off left tackle early in the second quarter. Sacked Lamar Jackson during the Ravens final drive of the first half. Dropped Jackson for a two-yard loss on a third-and-three rush up the middle in the third quarter. Sacked Jackson for no gain in the final stanza.

2019 (16/16, 3/3): Started all 16 games at outside linebacker and led the team with a career-high nine sacks. Ranked second on the squad with a career-best 28 quarterback pressures. Also notched a career-high 81 tackles, four stops for loss, an interception, a forced fumble and two fumble recoveries. Started all three postseason contests and recorded eight tackles, a sack, a team-best eight quarterback pressures, a stop for loss and a pass defended. Led or tied for the team lead in sacks eight times in 2019 (vs. IND, at ATL, vs. BUF, vs. TB, at CAR, vs. KC, vs. JAX, at IND). Led or tied for the team lead in quarterback pressures nine times in 2019 (vs. LAC, at CAR, vs. KC, vs. JAX, at IND, vs. HOU, at NE, at BAL, at KC).

- Against Indianapolis (9/15), started at outside linebacker and tallied six tackles, including a sack, a tackle for loss and a fumble recovery. Recovered a Jacoby Brissett fumble midway through the third quarter. Dropped Marlon Mack for no gain on a rush off left end in the final quarter. Ended a Colts' drive by sacking Brissett on third-and-five in the fourth quarter. Stonewalled Mack for a three-yard loss on a rush off left guard in the fourth stanza.
- At Atlanta (9/29), started at outside linebacker and registered five tackles, including a team-best and career-high two sacks. Sacked Matt Ryan for a six-yard loss in the third quarter. Ended a Falcons' drive by dropping Ryan for a nine-yard sack on fourth-and-one in the third stanza.
- Against Buffalo (10/6), started at outside linebacker and notched seven tackles, including a sack, a stop for loss and a quarterback pressure. Ended a Bills' drive by coming off the edge and sacking Josh Allen for a six-yard loss on third-and-four early in the third quarter. Teamed with Reggie Gilbert to stuff Frank Gore for a one-yard loss on a rush off left end late in the fourth quarter.
- Against L.A. Chargers (10/20), started at outside linebacker and posted three tackles, while tying for the team lead with four quarterback pressures. Teamed with Jeffery Simmons to stonewall Melvin Gordon for a one-yard loss on a rush off right tackle in the opening quarter.

- Against Tampa Bay (10/27), started at outside linebacker and tallied five tackles, including a sack, a forced fumble and a fumble recovery. Combined with Kevin Byard to stuff Ronald Jones for a two-yard loss on a rush up the middle in the first quarter. Came off the edge and sacked Jameis Winston while forcing a fumble that he recovered at the Buccaneers' 36-yard line in the final stanza.
- At Carolina (11/3), started at outside linebacker and produced seven tackles, a sack, an interception, two quarterback pressures and a stop for loss. Collected his first career interception by picking off a Kyle Allen pass that was initially tipped by Kenny Vaccaro on third-and-nine in the opening stanza. Dropped Kyle Allen for an eight-yard sack early in the second quarter. Stonewalled Kyle Allen for a two-yard loss on a bootleg run late in the game.
- Against Kansas City (11/10), started at outside linebacker and registered three tackles, including a sack and a team-high three quarterback pressures. Registered a sack in his third consecutive game. Came off the edge and sacked Patrick Mahomes for an eight-yard loss late in the second quarter.
- Against Jacksonville (11/24), started at outside linebacker and notched eight tackles, including a sack and a team-high three quarterback pressures. Knocked the Jaguars out of field goal range by dropping Nick Foles for an eight-yard sack on third-and-15 in the opening stanza. Recorded his fourth consecutive game with at least one sack.
- At Indianapolis (12/1), started at outside linebacker and posted seven tackles, a sack and a team-best four quarterback pressures. Combined with Austin Johnson to stuff Jonathan Williams for a two-yard loss on a rush off right end late in the first quarter. Dropped Jacoby Brissett for a two-yard sack early in the third quarter. Extended his streak of consecutive games with a sack to five. Stonewalled Jordan Wilkins for no gain on a rush off left end late in the third quarter.
- At Oakland (12/8), started at outside linebacker and amassed five tackles and two quarterback pressures. Dropped Jalen Richard for no gain on a rush off left tackle in the second stanza.
- At Houston (12/29), started at outside linebacker and recorded three tackles and two quarterback pressures. Teamed with Kenny Vaccaro to stuff Taiwan Jones for no gain on a rush off right end in the third quarter.
- At New England (1/4), started at outside linebacker in his postseason debut and posted a tackle, a pass defended and a team-high three quarterback pressures. Halted a Patriots' drive by stuffing Elandon Roberts for no gain on a third-and-one rush in the second stanza. Broke up a pass intended for Mohamed Sanu Jr. late in the third quarter.
- At Baltimore (1/11), started at outside linebacker and recorded five tackles, including a sack, a stop for loss and three quarterback pressures. Ended a Ravens' drive by stuffing Lamar Jackson for no gain on a fourth-and-one quarterback sneak in the third quarter. Sacked Lamar Jackson for a one-yard loss on a scramble play late in the fourth quarter.

2018 (15/3): Played in 15 games with three starts at outside linebacker as a rookie. Tied for third on the team with 4.5 sacks and tied for second on the squad with 18 quarterback pressures. Collected 46 tackles, two stops for loss, two passes defended and a forced fumble. Notched four special teams tackles on coverage units. Was inactive for the regular season opener. Was inactive for one game. Led or tied for the team lead in sacks four times (vs. PHI, at DAL, vs. WAS, vs. IND). Led or tied for the team lead in quarterback pressures three times (at IND, at NYG, vs. IND). Tied for the team lead in special teams tackles once (at BUF). Saw action in his first career NFL game against Houston (9/16/18). Registered his first career sack against Philadelphia (9/30/18). Made his first career start at N.Y. Giants (12/16/18).

- Against Houston (9/16), made his NFL debut as a reserve at outside linebacker and tallied a tackle and two quarterback pressures.
- At Jacksonville (9/23), played as a reserve at outside linebacker and posted three tackles and a quarterback pressure. Halted a Jaguars' drive by stonewalling T.J. Yeldon for no gain on a short pass on third-and-10 late in the second quarter.
- Against Philadelphia (9/30), played as a reserve at outside linebacker and notched four tackles, including a sack, a stop for loss, a forced fumble and a quarterback pressure. Dropped Jay Ajayi for a two-yard loss on a short pass in the first quarter. Came off the edge and strip-sacked Carson Wentz and the fumble was recovered by Derrick Morgan at the Eagles' 35-yard line early in the fourth quarter.
- At Dallas (11/5), played as a reserve at outside linebacker and posted



four tackles, including a sack, a stop for loss and a quarterback pressure. Stuffed Ezekiel Elliott for a two-yard loss on a rush off left tackle in the first stanza. Halted a Cowboys' drive by dropping Dak Prescott for an eight-yard sack in the fourth quarter.

- At Houston (11/26), saw action as a reserve at outside linebacker and recorded a career-best six tackles, including a half sack. Teamed with Bennie Logan to drop Alfred Blue for a two-yard loss on a rush off right tackle late in the third quarter. Ended a Texans' drive by combining with Brian Orakpo to sack Deshaun Watson for an eight-yard loss on third-and-three late in the third quarter.
- At N.Y. Giants (12/16), made his first career NFL start at outside linebacker and posted two tackles and a team-best nine quarterback pressures in the Titans' first shutout win since 2000. Stuffed Saquon Barkley for no gain on a rush up the middle in the second quarter.
- Against Washington (12/22), started at outside linebacker and totaled five tackles, including a sack. Came off the edge and dropped Josh Johnson for a 10-yard sack on third-and-nine in the fourth quarter.
- Against Indianapolis (12/30), started at outside linebacker and registered four tackles, including a sack and a quarterback pressure. Halted a Colts' drive by coming off the edge and dropping Andrew Luck for a seven-yard sack on third-and-three early in the fourth quarter.

COLLEGE:

- In 46 career games playing defensive end for Boston College, he totaled 160 tackles, 26 sacks, 47.5 tackles for loss, seven passes defended, 10 forced fumbles, one fumble recovery and one interception. His sack total and tackles for loss total ranked second in Eagles history.
- As a senior (2017), played and started eight games before a season-ending ankle injury ended his year. Finished second on the team with five sacks and totaled 38 tackles, 8.5 tackles for loss and two passes defended. Named third-team All-ACC and SBNation honorable mention All-American.
- As a junior (2016), played in all 13 games and recorded 12 starts. Set the school's single-season record with 16.5 sacks, which led the nation. Recorded seven forced fumbles, which also led the country, while his 22 tackles for loss ranked fifth nationally and ranked second all-time for the Eagles. His numerous honors included Walter Camp second-team All-America, AP second-team All-America, Phil Steele fourth-team All-America, second-team All-ACC (Atlantic Coast Sports Media Association and head coaches), AP and Phil Steele first-team All-ACC, the Division I Gold Helmet of the Year and the George "Bulger" Lowe awards.
- As a sophomore (2015), appeared in all 12 games with 11 starts, including the final nine games of the season. Recorded 60 tackles, 15.5 tackles for a loss, 4.5 sacks, three forced fumbles and one fumble recovery. Earned honorable mention All-ACC honors from the league's coaches. He was a member of a defense that was ranked first nationally in total defense (254.3 yards per game). In the ACC, tied for fourth in forced fumbles and tied for eighth in tackles for loss.
- As a freshman (2014), appeared in all 13 games and recorded 11 tackles and 1.5 tackles for a loss.
- Graduated from Boston College with a degree in communications in December 2017.

PERSONAL:

- He and his wife, Danielle, have two sons, Greyson and Ollie.
- At Pine Forest (Fayetteville, N.C.) High School, earned Semper Fi All-America honors as a senior in 2013. Also garnered Associated Press All-State and first-team All-Conference honors in 2013. Ranked seventh among all high school players in North Carolina by Rivals.com. Named the 2013 Mid-South Defensive Player of the Year. Finished the 2013 campaign with 96 tackles (78 solo), 15 tackles for a loss and 17 sacks.
- Tallied second-team All-Conference honors in 2012.
- List of favorites: (TV show) "Suits"; (movie) "Transformers"; (musicians) 21 Savage and Drake; (song on his pregame playlist) "Dreams and Nightmares" by Meek Mill; (meal) Honeycomb cereal; (dessert) vanilla ice cream; and (throwback jersey) Dwyane Wade's Marquette jersey.
- He is the son of Doreen and Harold Landry.
- Follow Landry on X and Instagram at @haroldlandry.
- Born Harold Antonio Landry III on June 5, 1996 in Spring Lake, N.C.



HAROLD LANDRY III'S GAME-BY-GAME

2018 Tennessee Titans

Date	Opp	W/L	P/S	Tot Solo Asst	Sk - Yds	QBP	TFL	Int - Yds -TD	PD	FF	FR - Yds	SpT
Sept 9	@ Mia	L	IA									
Sept 16	Hou	W	p	1 0 1	0.0 0.0	2	0 0	0 0 0 0 0 0	0	0	0	0
Sept 23	@ Jax	W	p	3 2 1	0.0 0.0	1	0 0	0 0 0 0 0 0	0	0	0	0
Sept 30	Phi	W	p	4 3 1	1.0 5.0	1	1 0	0 0 0 0 1 0	0	0	0	0
Oct 7	@ Buf	L	p	2 1 1	0.0 0.0	1	0 0	0 0 0 0 0 0	0	0	0	1
Oct 14	Bal	L	p	2 1 1	0.0 0.0	0	0 0	0 0 0 1 0 0	0	0	0	0
Oct 21	@ LAC	L	p	2 0 2	0.0 0.0	0	0 0	0 0 0 0 0 0	0	0	0	1
Nov 5	@ Dal	W	p	4 2 2	1.0 8.0	1	1 0	0 0 0 0 0 0	0	0	0	0
Nov 11	NE	W	p	2 1 1	0.0 0.0	1	0 0	0 0 0 0 0 0	0	0	0	0
Nov 18	@ Ind	L	p	3 2 1	0.0 0.0	1	0 0	0 0 0 0 0 0	0	0	0	1
Nov 26	@ Hou	L	p	6 4 2	0.5 4.0	0	0 0	0 0 0 0 0 0	0	0	0	0
Dec 2	NYJ	W	p	6 3 3	0.0 0.0	0	0 0	0 0 0 0 0 0	0	0	0	0
Dec 6	Jax	W	p	0 0 0	0.0 0.0	0	0 0	0 0 0 1 0 0	0	0	0	1
Dec 16	@ NYG	W	S	2 1 1	0.0 0.0	9	0 0	0 0 0 0 0 0	0	0	0	0
Dec 22	Was	W	S	5 3 2	1.0 10.0	0	0 0	0 0 0 0 0 0	0	0	0	0
Dec 30	Ind	L	S	4 3 1	1.0 7.0	1	0 0	0 0 0 0 0 0	0	0	0	0
Totals			9-7 15/3	46 26 20	4.5 34.0	18	2 0	0 0 2 1 0 0	4	0	0	4

2019 Tennessee Titans

Date	Opp	W/L	P/S	Tot Solo Asst	Sk - Yds	QBP	TFL	Int - Yds -TD	PD	FF	FR - Yds	SpT
Sept 8	@ Cle	W	S	5 3 2	0.0 0.0	1	0 0	0 0 0 0 0 0	0	0	0	0
Sept 15	Ind	L	S	6 4 2	1.0 0.0	1	1 0	0 0 0 0 0 1	0	0	0	0
Sept 19	@ Jax	L	S	4 2 2	0.0 0.0	0	1 0	0 0 0 0 0 0	0	0	0	0
Sept 29	@ Atl	W	S	5 3 2	2.0 15.0	0	0 0	0 0 0 0 0 0	0	0	0	0
Oct 6	Buf	L	S	7 6 1	1.0 6.0	1	1 0	0 0 0 0 0 0	0	0	0	0
Oct 13	@ Den	L	S	7 6 1	0.0 0.0	1	0 0	0 0 0 0 0 0	0	0	0	0
Oct 20	LAC	W	S	3 2 1	0.0 0.0	4	0 0	0 0 0 0 0 0	0	0	0	0
Oct 27	TB	W	S	5 4 1	1.0 6.0	0	0 0	0 0 0 0 0 1	1	1	0	0
Nov 3	@ Car	L	S	7 6 1	1.0 8.0	2	1 1	0 0 0 1 0 0	0	0	0	0
Nov 10	KC	W	S	3 2 1	1.0 8.0	3	0 0	0 0 0 0 0 0	0	0	0	0
Nov 24	Jax	W	S	8 6 2	1.0 8.0	3	0 0	0 0 0 0 0 0	0	0	0	0
Dec 1	@ Ind	W	S	7 3 4	1.0 2.0	4	0 0	0 0 0 0 0 0	0	0	0	0
Dec 8	@ Oak	W	S	5 4 1	0.0 0.0	2	0 0	0 0 0 0 0 0	0	0	0	0
Dec 15	Hou	L	S	4 3 1	0.0 0.0	3	0 0	0 0 0 0 0 0	0	0	0	0
Dec 22	NO	L	S	2 1 1	0.0 0.0	1	0 0	0 0 0 0 0 0	0	0	0	0
Dec 29	@ Hou	W	S	3 1 2	0.0 0.0	2	0 0	0 0 0 0 0 0	0	0	0	0
Totals			9-7 16/16	81 56 25	9.0 53.0	28	4 1	0 0 1 1 2 0	0	0	0	0
Playoffs												
Jan 4	@ NE	W	S	1 1 0	0.0 0.0	3	0 0	0 0 0 1 0 0	0	0	0	0
Jan 11	@ Bal	W	S	5 4 1	1.0 1.0	3	1 0	0 0 0 0 0 0	0	0	0	0
Jan 19	@ KC	L	S	2 1 1	0.0 0.0	2	0 0	0 0 0 0 0 0	0	0	0	0
Totals			2-1 3/3	8 6 2	1.0 1.0	8	1 0	0 0 1 0 0 0	0	0	0	0

2020 Tennessee Titans

Date	Opp	W/L	P/S	Tot Solo Asst	Sk - Yds	QBP	TFL	Int - Yds -TD	PD	FF	FR - Yds	SpT
Sept 14	@ Den	W	S	4 4 0	0.0 0.0	3	1 0	0 0 0 0 0 0	0	0	0	0
Sept 20	Jax	W	S	5 2 3	0.0 0.0	3	0 1	0 0 2 0 0 0	0	0	0	0
Sept 27	@ Min	W	S	5 3 2	0.0 0.0	3	0 0	0 0 0 0 1 0	0	0	0	0
Oct 13	Buf	W	S	3 3 0	1.0 10.0	1	1 0	0 0 0 0 0 0	0	0	0	0
Oct 18	Hou	W	S	6 5 1	0.5 1.5	2	1 0	0 0 0 0 0 0	0	0	0	0
Oct 25	Pit	L	S	3 3 0	0.0 0.0	1	1 0	0 0 0 0 0 0	0	0	0	0
Nov 1	@ Cin	L	S	5 3 2	0.0 0.0	0	0 0	0 0 0 1 0 0	0	0	0	0
Nov 8	Chi	W	S	4 3 1	1.0 9.0	4	1 0	0 0 0 1 0 0	0	0	0	0
Nov 12	Ind	L	S	5 4 1	0.0 0.0	0	1 0	0 0 0 0 0 0	0	0	0	0
Nov 22	@ Bal	W	S	7 4 3	1.0 9.0	1	1 0	0 0 0 0 0 0	0	0	0	0
Nov 29	@ Ind	W	S	1 1 0	1.0 9.0	2	1 0	0 0 0 0 0 0	0	0	0	0
Dec 6	Cle	L	S	3 2 1	0.0 0.0	1	0 0	0 0 0 0 0 0	0	0	0	0
Dec 13	@ Jax	W	S	2 2 0	0.0 0.0	3	0 0	0 0 0 0 0 0	0	0	0	0
Dec 20	Det	W	S	4 1 3	0.0 0.0	3	0 0	0 0 0 0 0 0	0	0	0	0
Dec 27	@ GB	L	S	8 3 5	0.0 0.0	0	1 0	0 0 0 0 0 0	0	0	0	0
Jan 3	@ Hou	W	S	4 3 1	1.0 7.0	5	1 0	0 0 0 0 0 0	0	0	0	0
Totals			11-5 16/16	69 46 23	5.5 45.5	32	10 1	0 0 5 0 0 0	0	0	0	0
Playoffs												
Jan 10	Bal	L	S	10 8 2	2.0 0.0	4	1 0	0 0 0 0 0 0	0	0	0	0
Totals			0-1 1/1	10 8 2	2.0 0.0	4	1 0	0 0 0 0 0 0	0	0	0	0

2021 Tennessee Titans

Date	Opp	W/L	P/S	Tot Solo Asst	Sk - Yds	QBP	TFL	Int - Yds -TD	PD	FF	FR - Yds	SpT
Sept 12	Ari	L	S	3 3 0	1.0 2.0	5	1 0	0 0 0 0 0 0	0	0	0	0
Sept 19	@ Sea	W	S	7 4 3	0.0 0.0	1	0 0	0 0 0 0 0 0	0	0	0	0
Sept 26	Ind	W	S	4 1 3	0.5 5.0	12	0 0	0 0 0 0 0 0	0	0	0	0
Oct 3	@ NYJ	L	S	7 5 2	1.0 8.0	5	3 0	0 0 0 0 0 0	0	0	0	0
Oct 10	@ Jax	W	S	7 6 1	2.0 17.0	3	2 0	0 0 0 0 0 0	0	0	0	0
Oct 18	Buf	W	S	8 5 3	2.0 11.0	2	1 0	0 0 0 0 0 0	0	0	0	0
Oct 24	KC	W	S	1 1 0	1.0 8.0	3	1 0	0 0 0 0 0 0	0	0	0	0
Oct 31	@ Ind	W	S	5 4 1	1.0 7.0	4	1 0	0 0 0 0 0 1	0	0	0	0
Nov 7	@ LAR	W	S	5 3 2	0.5 3.0	4	0 0	0 0 0 0 0 0	0	0	0	0
Nov 14	NO	W	S	5 4 1	1.0 3.0	1	1 0	0 0 0 0 0 0	0	0	0	0
Nov 21	Hou	L	S	5 5 0	0.0 0.0	1	2 0	0 0 0 0 0 0	0	0	0	0
Nov 28	@ NE	L	S	3 2 1	0.0 0.0	0	0 0	0 0 0 0 0 0	0	0	0	0
Dec 12	Jax	W	S	3 2 1	1.0 8.0	2	1 0	0 0 0 0 0 0	0	0	0	0
Dec 19	@ Pit	L	S	2 2 0	0.0 0.0	1	0 0	0 0 0 0 0 0	0	0	0	0
Dec 23	SF	W	S	3 1 2	0.0 0.0	1	0 0	0 0 0 0 0 0	0	0	0	0
Jan 2	Mia	W	S	3 1 2	1.0 8.0	2	1 0	0 0 0 0 0 0	0	0	0	0
Jan 9	@ Hou	W	S	4 3 1	0.0 0.0	2	0 0	0 0 0 0 0 0	0	0	0	0
Totals			12-5 17/17	75 52 23	12.0 80.0	49	14 0	0 0 0 0 1 0	0	0	0	0
Playoffs												
Jan 22	Cin	L	S	6 3 3	1.5 11.5	5	1 0	0 0 0 0 0 0	0	0	0	0
Totals			0-1 1/1	6 3 3	1.5 11.5	5	1 0	0 0 0 0 0 0	0	0	0	0

2023 Tennessee Titans

Date	Opp	W/L	P/S	Tot Solo Asst	Sk - Yds	QBP	TFL	Int - Yds -TD	PD	FF	FR - Yds	SpT
Sept 10	@ NO	L	S	1 1 0	0.0 0.0	4	0 0	0 0 0 0 0 0	0	0	0	0
Sept 17	LAC	W	S	3 1 2	1.0 8.0	3	1 0	0 0 0 0 0 0	0	0	0	0
Sept 24	@ Cle	L	p	2 1 1	0.0 0.0	0	0 0	0 0 0 0 0 0	0	0	0	0
Oct 1	Cin	W	S	2 1 1	0.0 0.0	1	0 0	0 0 0 0 0 0	0	0	0	0
Oct 8	@ Ind	L	S	4 2 2	0.0 0.0	0	0 0	0 0 0 0 0 0	0	0	0	0
Oct 15	Bal	L	S	5 5 0	1.0 2.0	1	2 0	0 0 0 0 0 0	0	0	0	0
Oct 29	Atl	W	p	5 5 0	2.0 11.0	5	2 0	0 0 0 0 0 0	0	0	0	0
Nov 2	@ Pit	L	p	1 0 1	0.0 0.0	2	0 0	0 0 0 0 0 0	0	0	0	0
Nov 12	@ TB	L	S	9 4 5	1.0 7.0	3	1 0	0 0 0 0 0 0	0	0	0	0
Nov 19	@ Jax	L	S	7 4 3	0.0 0.0	3	0 0	0 0 0 0 0 0	0	0	0	0
Nov 26	Car	W	S	3 2 1	0.0 0.0	1	0 0	0 0 0 0 0 0	0	0	0	0
Dec 3	Ind	L	p	8 4 4	0.5 4.5	8	0 0	0 0 0 0 0 0	0	0	0	0
Dec 11	@ Mia	W	p	5 4 1	3.0 22.0	6	3 0	0 0 0 0 0 0	0	0	0	0
Dec 17	Hou	L	S	6 5 1	0.0 0.0	4	0 0	0 0 0 0 0 0	0	0	0	0
Dec 24	Sea	L	p	4 3 1	1.0 6.0	2	2 0	0 0 0 0 0 0	0	0	0	0
Dec 31	@ Hou	L	p	5 3 2	1.0 12.0	3	3 0	0 0 0 0 0 0	0	0	0	0
Jan 7	Jax	W	S	0 0 0	0.0 0.0	2	0 0	0 0 0 0 0 0	0	0	0	0
Totals			6-11 17/10	70 45 25	10.5 72.5	48	14 0	0 0 0 0 0 0	0	0	0	0



HAROLD LANDRY III'S NFL STATISTICS

REGULAR SEASON				TACKLES							INTERCEPTIONS					FUMBLES			
Year	Team	GP	GS	Tot	Solo	Asst	Sk	Yds	QBP	TFL	No	Yds	Lg	TD	PD	FF	FR	Yds	SpT
2018	Tennessee	15	3	46	26	20	4.5	34.0	18	2	0	0	0	0	2	1	0	0	4
2019	Tennessee	16	16	81	56	25	9.0	53.0	28	4	1	0	0	0	1	1	2	0	0
2020	Tennessee	16	16	69	46	23	5.5	45.5	32	10	1	0	0	0	5	0	0	0	0
2021	Tennessee	17	17	75	52	23	12.0	80.0	49	14	0	0	0	0	0	1	0	0	0
2022	Tennessee	0	0	0	0	0	0.0	0.0	0	0	0	0	0	0	0	0	0	0	0
2023	Tennessee	17	10	70	45	25	10.5	72.5	48	14	0	0	0	0	0	0	0	0	0
NFL Totals		81	62	341	225	116	41.5	285.0	175	44	2	0	0	0	8	3	2	0	4

PLAYOFFS				TACKLES							INTERCEPTIONS					FUMBLES			
Year	Team	GP	GS	Tot	Solo	Asst	Sk	Yds	QBP	TFL	No	Yds	Lg	TD	PD	FF	FR	Yds	SpT
2019	Tennessee	3	3	8	6	2	1.0	1.0	8	1	0	0	0	0	1	0	0	0	0
2020	Tennessee	1	1	10	8	2	2.0	0.0	4	1	0	0	0	0	0	0	0	0	0
2021	Tennessee	1	1	6	3	3	1.5	11.5	5	1	0	0	0	0	0	0	0	0	0
NFL Totals		5	5	24	17	7	4.5	12.5	17	3	0	0	0	0	1	0	0	0	0

Single-Game Highs

Tackles - 9 at Tampa Bay (11/12/23)
 Sacks - 3 at Miami (12/11/23)
 Quarterback Pressures - 12 vs. Indianapolis (9/26/21)
 Interceptions - 1 (Twice, last vs. Jacksonville 9/20/20)
 Forced Fumbles - 1 (Three times, last at Indianapolis 10/31/21)
 Fumble Recovery - 1 (Twice, last vs. Tampa Bay 10/27/19)
 Passes Defensed - 2 vs. Jacksonville (9/20/20)

Playoff Single-Game Highs

Tackles - 10 vs. Baltimore (1/10/21)
 Sacks - 2 vs. Baltimore (1/10/21)
 Quarterback Pressures - 5 vs. Cincinnati (1/22/22)
 Passes Defensed - 1 at New England (1/4/20)



55 JC LATHAM

TACKLE • 6'6" • 342 LBS

COLLEGE: ALABAMA • ACQUIRED: 1ST ROUND - 2024

NFL EXPERIENCE (NFL/TITANS): ROOKIE • HOMETOWN: OAK CREEK, WIS.

GAMES PLAYED/GAMES STARTED: 0/0 (PLAYOFFS: 0/0)



PRO: The Titans selected Alabama's JC Latham with the seventh overall pick in the 2024 NFL Draft. The 6-foot-6-inch, 342-pound offensive lineman brings elite power, playing strength and violent hands to his position. A two-year starter at right tackle, Latham is expected to make the transition to left tackle in the NFL, a position he played in high school. A native of Oak Creek, Wis., Latham ended his Crimson Tide career with 27 consecutive starts at right tackle.

CAREER HIGHLIGHTS:

- In 27 starts at Alabama, Latham allowed only four sacks during his collegiate career while tallying 60 knockdown blocks.

TITANS TIDBITS:

- Latham enrolled at IMG Academy intending to play defensive line, but injuries to three teammates forced him to move to offensive line two weeks before the start of his junior season.
- One of Latham's talents off the field is his cooking. He believes 'no one can make your food the way you like it better than you.' His go-to dish is hot honey jerk chicken over rice and mac and cheese.
- Latham's ideal festival lineup would be NBA YoungBoy, Lil Baby and Drake.
- Latham enjoys playing video games in his free time including Madden, NBA 2K and Call of Duty.

CAREER TRANSACTIONS:

- The Oak Creek, Wis., native was selected by the Titans in the first round (seventh overall) of the 2024 NFL Draft.

COLLEGE:

- Latham played in 41 games with 27 consecutive starts at right tackle for Alabama over three seasons (2021-23). He was selected as a second-team All-American his junior season as well as All-SEC first team. Began his collegiate career as a key reserve before earning the starting right tackle role.

AS A JUNIOR (2023), selected as a second team All-American and All-SEC first team after starting all 13 games at right tackle. He recorded 41 knockdown blocks across 813 snaps for an average of 3.2 per contest. Allowed just two sacks in 408 pass sets. Was selected as the SEC Offensive Lineman of the Week following his play against Arkansas which saw him open holes for 177 rushing yards and 238 yards through the air, while not allowing a single sack, pressure or quarterback hit.

AS A SOPHOMORE (2022), started all 13 games at right tackle and recorded 29 knockdown blocks on the year. Was part of a line that blocked for the No. 4 scoring offensive (41.1 ppg), No. 11 total offense (477.1 ypg), No. 19 passing offense (281.6 ypg) and the No. 36 rushing attack (195.5 ypg).

AS A TRUE FRESHMAN (2021), appeared in 14 games as a key reserve for the Alabama offensive front as a right guard. Saw significant action on the Crimson Tide's PAT and field goal units on special teams.

- Graduated with a degree in communications for the University of Alabama in 2024.

PERSONAL:

- Finished his high school career as the nation's top-ranked offensive lineman by all major outlets. Was a unanimous five-star prospect, the nation's No. 2 prospect overall and the No. 1 offensive lineman on the 247Composite. Garnered offers from nearly every major program including Louisiana State, Notre Dame, Ohio State and Wisconsin before committing to Alabama.

- Began his high school career at Catholic Memorial (Oak Creek, Wis.) where he was primarily a defensive lineman, helping the Crusaders to a 13-1 record and the Wisconsin Division 2 state championship as a sophomore.

- Started practicing on the offensive line during the playoff run and got his first game action at offensive tackle during a historic come from behind win in the title game after trailing 24-0 in the second half.

- Transferred to IMG Academy for his final two years of high school where he earned the starting job at left tackle his junior year. As a senior, he was named first team All-State and Under Armour All-American.

- Follow Latham on X at @TKJaayy, on Instagram at @t.k.jay and on Tiktok at @tkjaayyy.

- Born Jerome C. Latham on Feb. 8, 2003 in Meridian, Miss.

JC LATHAM'S COLLEGE STATISTICS

REGULAR SEASON

Year	Team	GP	GS
2021	Alabama	14	0
2022	Alabama	13	13
2023	Alabama	14	14
College Totals		41	27

Starts Breakdown:

2022 - RT 13; 2023 - RT 14



8 WILL LEVIS

QUARTERBACK • 6'4" • 229 LBS

COLLEGE: KENTUCKY • ACQUIRED: 2ND ROUND - 2023

NFL EXPERIENCE (NFL/TITANS): 2/2 • HOMETOWN: MADISON, CONN.

GAMES PLAYED/GAMES STARTED: 9/9 (PLAYOFFS: 0/0)



PRO: The Titans selected Will Levis in the second round (33rd overall) of the 2023 NFL Draft. The 6-foot-4-inch, 229-pounder is a strong-armed signal caller that displays leadership under center, accuracy from the pocket and grit as a runner. As a rookie in 2023, Levis took the quarterback reigns midway through the season, starting nine games and throwing for 1,808 yards with eight touchdowns for a 84.2 passer rating. A native of Madison, Conn., he spent two seasons at Kentucky, after transferring from Penn State. During his two seasons as the Wildcats' starting signal caller, he directed the program to 17 victories and a pair of bowl appearances. He was the fourth quarterback drafted in 2023 after the Titans traded up in the second round to select him.

CAREER HIGHLIGHTS:

- In his debut season in 2023, Levis recorded starts in all nine games in which he appeared and his passing totals included 255 attempts, 149 completions, 1,808 yards with eight touchdowns. His 84.2 passer rating was the second best in franchise history by a rookie quarterback, and the number also ranked first in NFL history among second-round quarterbacks in their rookie season (minimum 200 attempts).
- Levis made his first career NFL start against Atlanta (10/29/23) and completed 19 of 29 passes for 238 yards with four touchdowns for a 130.5 passer rating. He became the third player in NFL history to record four touchdown passes in his NFL debut, joining Minnesota's Fran Tarkenton and the Titans' Marcus Mariota. His passer rating of 130.5 was the best in franchise history among qualifying players (minimum 20 attempts) in the first start of a rookie season.
- Levis engineered his first career NFL game-winning drive at Miami (12/11/23), by completing 23 of 38 passes for 327 yards with a touchdown. He got the Titans to within one score with a three-yard touchdown toss to DeAndre Hopkins in the fourth quarter and made it a six-point game at 27-21 with a two-point conversion pass to Nick Westbrook-Ikhine in the corner of the end zone in the fourth quarter. Levis then kickstarted the Titans' game-winning touchdown drive with a 36-yard connection to Hopkins late in the final stanza. In the process, Levis became the first NFL rookie quarterback to pass for 300 or more yards on Monday Night Football.
- Levis finished his career with a 17-7 record as a starter at Kentucky, tying Terry Wilson for the second-most quarterback wins since 1993.

TITANS TIDBITS:

- Levis comes from a family of athletes. His great grandfather, Alva Kelley, was an All-America football player at Cornell University and won a National Championship in 1939. His mother, Beth Kelley Levis, was a two-time All-America soccer player at Yale and has been inducted into the Connecticut Girls' Soccer Association Hall of Fame. His father, Mike, was a tight end at Denison University. His uncle, David Kelley, also was an Academic All-America football player at Yale.
- Levis has used his platform to make a difference in the community. He set up a Cameo campaign to raise money for flood victims in eastern Kentucky in 2022 and organized an autograph signing with fellow teammates to gather funds for tornado victims in western Kentucky in 2021. He has also volunteered with Amachi, an organization that aims to assist children affected by incarceration.
- The best advice Levis has ever received is "never give up." His grandfather used to end every sentence he ever had with him with those

words and it took him a while to realize how meaningful they are, but he now uses it as his personal mantra. It is the impetus behind the tattoo on his arm "2nd Chronicles 15:7." The verse says, "But as for you, stay strong and do not give up, for your effort will be rewarded."

- Levis hosted QBMotion for a LAUNCH Series camp, May 10-11 2024, at Lipscomb Academy in Nashville.
- Levis was a special guest at Special Olympics of Tennessee's Summer Games Opening Ceremonies in 2024. He shook hands, took photos, signed autographs and had conversations with a majority of the athletes participating in the games.

CAREER TRANSACTIONS:

- The Madison, Conn., native was selected by the Titans in the second round (33rd overall) of the 2023 NFL Draft.

SEASON RECAPS:

- 2023 (9/9):** Started nine games at quarterback as a rookie and completed 149 of 255 passes for 1,808 yards with eight touchdowns and four interceptions for a 84.2 passer rating. Rushed 25 times for 57 yards with a touchdown. Was inactive for eight contests, including the first six games of the season. Has registered one career game with at least 300 passing yards (at MIA). Has engineered one career game-winning drive (at MIA), defined as when the team trailed or was tied in the fourth quarter or overtime. Made his NFL debut and first career start against Atlanta (10/29/23).
- At New Orleans (9/10), was inactive as the third quarterback.
 - Against L.A. Chargers (9/17), was inactive as the third quarterback.
 - At Cleveland (9/24), was inactive as the third quarterback.
 - Against Cincinnati (10/1), was inactive as the third quarterback.
 - At Indianapolis (10/8), was inactive as the third quarterback.
 - In London, against Baltimore (10/15), was inactive as the third quarterback.
- Against Atlanta (10/29), made his first career NFL start and completed 19 of 29 passes for 238 yards with four touchdowns for a 130.5 passer rating. His passer rating of 130.5 was the best in franchise history among qualifying players (minimum 20 attempts) in the first start of a rookie season. Became the third player in NFL history to record four touchdown passes in his NFL debut, joining Minnesota's Fran Tarkenton and the Titans' Marcus Mariota. Rushed seven times for 11 yards. Extended the Titans' opening touchdown drive with a five-yard toss to Derrick Henry on third-and-one in the first quarter. Gave the Titans a 7-3 lead with his first career touchdown pass, a 47-yard bomb to DeAndre Hopkins, late in the first quarter. Kept the Titans' second touchdown drive alive with a four-yard pass to Chig Okonkwo on third-and-one in the second stanza. Found Hopkins across the middle for a 16-yard touchdown pass and a 14-3 lead in the second quarter. Increased the Titans lead to 21-9 with a 61-yard strike to Hopkins late in the third quarter. Kept the Titans' final touchdown drive alive with a 10-yard toss to Okonkwo on third-and-four in the final stanza. Fired his fourth touchdown of the day, a 33-yard deep shot to Nick Westbrook-Ikhine, to give the Titans a 28-16 advantage in the fourth quarter.
- At Pittsburgh (11/2), made his first career road NFL start and completed 22 of 39 passes for 262 yards with an interception. Rushed once for two yards. Extended the Titans' touchdown drive with a pair of third-down conversions: a 23-yard pass to Nick Westbrook-Ikhine on third-and-13 and a five-yard connection to DeAndre Hopkins on third-and-three in the



second quarter. In the final minute of the first half, recorded completions of 24 and 21 yards to Kyle Phillips on consecutive plays to help set up a field goal.

- At Jacksonville (11/19), completed 13 of 17 passes for 158 yards with two touchdowns for a 143.8 passer rating. Got the Titans on the scoreboard with a 43-yard touchdown toss to DeAndre Hopkins on the final play of the third quarter. Set up the Titans second touchdown with a 49-yard deep ball to Chris Moore in the final stanza. Found Jeffery Simmons for a two-yard touchdown pass in the fourth quarter.
- Against Carolina (11/26), completed 18 of 28 passes for 185 yards in the victory. Extended the Titans' opening touchdown drive with a 12-yard pass to Chris Moore on third-and-three in the first quarter. Helped set up the Titans' first touchdown with a 25-yard connection to Chig Okonkwo down to the Panthers' one-yard line. Set up the Titans' field goal just before halftime with an 18-yard strike to Nick Westbrook-Ikhine on third-and-one with less than 10 seconds remaining in the second stanza.
- Against Indianapolis (12/3), connected on 16 of 33 passes for 224 yards with a touchdown. Rushed twice for five yards with a first down. Set up the Titans first touchdown of the afternoon with a 39-yard pass to Chig Okonkwo in the opening quarter. Had the presence of mind to run down field and pounce on his own fumble after a strip-sack in the opening quarter. Extended the Titans' second scoring drive with a 12-yard toss to Chris Moore on third-and-nine in the first stanza. Extended the Titans' final touchdown drive with a seven-yard pass to Tyjae Spears on third-and-six in the fourth quarter. Evened the score at 25-25 with a three-yard touchdown strike to DeAndre Hopkins in the fourth stanza.
- At Miami (12/11), completed 23 of 38 passes for 327 yards with a touchdown and an interception. Became the first NFL rookie quarterback to pass for 300 or more yards on Monday Night Football. Became the franchise's first rookie starting quarterback to win a primetime game since the 1970 AFL-NFL merger. Rushed four times for 15 yards. Extended the Titans' opening touchdown drive with a 10-yard pass to Tyjae Spears on third-and-seven in the second quarter. Set up the Titans field goal just before halftime with a 45-yard bomb to DeAndre Hopkins down to the Miami 10-yard line late in the second quarter. Kept the Titans' third-quarter scoring drive alive with a 30-yard toss to Tyjae Spears on third-and-six in the third stanza. Converted a third-and-four with a seven-yard pass to Chig Okonkwo during a Titans' touchdown drive in the fourth quarter. Got the Titans to within one score with a three-yard touchdown toss to DeAndre Hopkins in the fourth quarter. Made it a six-point game at 27-21 with a two-point conversion pass to Nick Westbrook-Ikhine in the corner of the end zone in the fourth quarter. Kickstarted the Titans' game-winning touchdown drive with a 36-yard connection to Hopkins late in the final stanza.

COLLEGE:

- Played two seasons at Kentucky after spending his first three collegiate seasons at Penn State. In four total seasons on the field, he appeared in 39 games with 26 starts, completing 479 of 738 passes for 5,876 yards with 46 passing touchdowns. Totaled 312 rushes for 742 yards with 17 rushing scores. Levis finished his career with a 17-7 record as a starter at Kentucky, tying Terry Wilson for the second-most quarterback wins since 1993. Accounted for 54 total touchdowns at Kentucky (43 passing and 11 rushing) and tallied 5,233 passing yards for the Wildcats, finishing sixth on the program's all-time list. Levis, a two-time team captain for the Wildcats, notched six 300-yard passing games at Kentucky, the fourth-most in school history.
- As a senior (2022), started 11 games at quarterback and connected on 185 of 283 passes for 2,406 yards with 19 passing scores, while ranking fourth in the SEC in pass efficiency (151.9). Finished fifth in the SEC with 19 passing scores.
- As a junior (2021), transferred from Penn State to Kentucky and was elected a team captain for his initial campaign with the Wildcats. Started in all 13 games and helped lead UK to 10 wins for the fourth time in school history. Totaled 3,203 yards total offense, the seventh player in school history to reach 3,000 yards of total offense in a season. Completed 233 of 353 passes for 2,826 yards and 24 passing scores. Registered 107 rushes for 376 yards and a team-high tying nine rushing touchdowns. Ranked in the top 10 in several statistical categories in the SEC, including fourth in offense touchdowns (33), fifth in pass completions (233) and sixth in total offensive yards (3,203), total passing yards (2,827), pass attempts (353) and passing touchdowns (24).

- As a sophomore (2020), played in eight games with one start at quarterback for Penn State and connected on 33 of 55 passes for 421 yards with a score. Rushed 82 times for 260 yards with three touchdowns. At Michigan (11/28), rushed for 25 yards on six carries with a two-yard rushing touchdown, helping the Nittany Lions win 27-17 in "The Big House."
- As a redshirt freshman (2019), appeared in seven games with one start at quarterback for Penn State. Completed 28 of 47 passes for 223 yards with two touchdowns and two interceptions. Totaled 213 rushing yards on 51 carries with three scores.
- As a freshman (2018), redshirted at Penn State.
- Graduated in May of 2021 from Penn State's Smeal College of Business in three years with a degree in finance. Graduated with a master's degree in finance from Kentucky's Gatton School of Business and Economics in December of 2022.

PERSONAL:

- Was a three-year letter winner at Xavier (Middletown, Conn.) High School.
- As a senior captain (2017), earned second-team Walter Camp All-Connecticut honors after breaking Xavier's records for passing yards (2,793), passing touchdowns (27) and completions in a season.
- Named the Hartford Courant's Offensive Player of the Year and an All-Courant first-team selection.
- As a junior (2016), registered 1,972 passing yards with 19 passing touchdowns and six rushing touchdowns.
- Carried a 4.0 grade-point average during his prep career, winning the Brother Celestine Academic Award, while also being chosen as an All-SCC Tier 1 academic athlete in 2017.
- Member of the National Honor Society and was a Ryken Scholar.
- Also lettered in baseball at Xavier.
- Son of Beth and Michael Levis and has three younger sisters: Kelley, Jillian and Claire.
- Follow Levis on X, Instagram and TikTok at @will_levis.
- Born Will Donovan Levis on June 27, 1999 in Newton, Mass.



WILL LEVIS' GAME-BY-GAME

2023 Tennessee Titans				PASSING											RUSHING					COMBINED RUSH + PASS	
Date	Opp	W/L	P/S	Att	Cmp	Pct	Yds	Yds/Att	TD	Int	Lg	Sk	Lst	Rating	Att	Yds	Avg	Lg	TD	Yards	Touchdowns
Sept 10	@ NO	L	IA																		
Sept 17	LAC	W	IA																		
Sept 24	@ Cle	L	IA																		
Oct 1	Cin	W	IA																		
Oct 8	@ Ind	L	IA																		
Oct 15	Bal	L	IA																		
Oct 29	Atl	W	S	29	19	65.5	238	8.2	4	0	61t	2	12	130.5	7	11	1.6	5	0	249	47, 16, 61, 33
Nov 2	@ Pit	L	S	39	22	56.4	262	6.7	0	1	29	4	27	66.4	1	2	2.0	2	0	264	
Nov 12	@ TB	L	S	39	19	48.7	199	5.1	0	1	29	4	32	53.3	0	0	-	0	0	199	
Nov 19	@ Jax	L	S	17	13	76.5	158	9.3	2	0	49	2	15	143.8	4	2	0.5	4	0	160	43, 2
Nov 26	Car	W	S	28	18	64.3	185	6.6	0	0	25	1	1	83.2	3	-3	-1.0	-1	0	182	
Dec 3	Ind	L	S	33	16	48.5	224	6.8	1	0	39	6	20	80.9	2	5	2.5	6	0	229	3
Dec 11	@ Mia	W	S	38	23	60.5	327	8.6	1	1	45	1	7	86.2	4	15	3.8	11	0	342	3
Dec 17	Hou	L	S	26	17	65.4	199	7.7	0	1	37	7	61	72.4	4	25	6.3	11	1	224	1r
Dec 24	Sea	L	IA																		
Dec 31	@ Hou	L	S	6	2	33.3	16	2.7	0	0	12	1	10	42.4	0	0	-	0	0	16	
Jan 7	Jax	W	IA																		
Totals		6-11	9/9	255	149	58.4	1,808	7.1	8	4	61t	28	185	84.2	25	57	2.3	11	1	1,865	

WILL LEVIS' NFL STATISTICS

REGULAR SEASON			PASSING											RUSHING				
Year	Team	GP/GS	Att	Cmp	Pct	Yds	Yd/Att	TD	INT	Lg	Sk	Yds	Rat	Att	Yds	Avg	Lg	TD
2023	TEN	9/9	255	149	58.4	1,808	7.1	8	4	61t	28	185	84.2	25	57	2.3	11	1
NFL Totals		9/9	255	149	58.4	1,808	7.1	8	4	61t	28	185	84.2	25	57	2.3	11	1

Regular Season Career record as starter: 3-6 (.333)

Single-Game Highs

Attempts - 39 (Twice, last at Tampa Bay 11/12/23)
 Completions - 23 at Miami (12/11/23)
 Passing Yards - 327 at Miami (12/11/23)
 Touchdown Passes - 4 vs. Atlanta (10/29/23)
 Long Completion - 61t vs. Atlanta (10/29/23)
 Completion Percentage - 65.5 vs. Atlanta (10/29/23)

Rushes - 7 vs. Atlanta (10/29/23)
 Rushing Yards - 25 vs. Houston (12/17/23)
 Long Rush - 11 (Twice, last vs. Houston 12/17/23)
 Rushing Touchdowns - 1 vs. Houston (12/17/23)

Additional Statistics

Fumble Recoveries - 2 (2023)




21 ROGER McCREARY

CORNERBACK • 5'11" • 190 LBS

COLLEGE: AUBURN • ACQUIRED: 2ND ROUND - 2022

NFL EXPERIENCE (NFL/TITANS): 3/3 • HOMETOWN: MOBILE, ALA.

GAMES PLAYED/GAMES STARTED: 32/28 (PLAYOFFS: 0/0)



PRO: The Titans selected Roger McCreary in the second round (35th overall) of the 2022 NFL Draft. The 5-foot-11-inch, 190-pounder is a physical, athletic cornerback that is known for always being around the ball. McCreary has been a mainstay in the Titans defensive backfield during his first two NFL campaigns, having played in 32 games with 28 starts while collecting a team-best 170 tackles to go along with two interceptions, two sacks and 14 passes defended. The Mobile, Ala., native was a two-year starter at Auburn and notched an impressive 22 passes defended, including four interceptions, during his final two collegiate campaigns.

CAREER HIGHLIGHTS:

- In 2023, McCreary ranked third on the team with 86 tackles while posting two sacks, an interception, four quarterback pressures, seven stops for loss, six passes defended and a forced fumble.
- In 2022, McCreary was one of only three rookie cornerbacks in the NFL to start all 17 games. He finished third on the team with 85 tackles, and ranked second on the squad with eight passes defended, which included an interception.

TITANS TIDBITS:

- McCreary's pregame ritual in college was eating two plates of baked beans with sugar the night before a game. The tradition started when he got to Auburn and he says Bush's baked beans are his favorite.
- McCreary enjoys singing in his free time.
- His uncle, Angelo James, was a defensive back for the Philadelphia Eagles.

CAREER TRANSACTIONS:

- The Mobile, Ala., native was selected by the Titans in the second round (35th overall) of the 2022 NFL Draft.

SEASON RECAPS:

2023 (15/11): Played in 15 games with 11 starts at cornerback and finished third on the team with 86 tackles. Posted two sacks, an interception, four quarterback pressures, seven stops for loss, six passes defended and a forced fumble. Was inactive for two contests. Led or tied for the team lead in sacks twice in 2023 (at CLE, at IND). Tied for the team lead in passes defended four times in 2023 (at TB, vs. CAR, at MIA, vs. JAX).

- At Cleveland (9/24), played as a reserve at cornerback and finished second on the team with 10 tackles, including his first career sack and two quarterback pressures. Combined with Azeez Al-Shaair to stonewall Jerome Ford for no gain on a rush off left guard in the opening stanza. Posted his first career sack by dropping Deshaun Watson for an eight-yard loss in the third stanza.
- At Indianapolis (10/8), started at cornerback and recorded eight tackles, a sack and a forced fumble. Dropped Anthony Richardson for a sack and forced a fumble that went out of bounds for a 17-yard loss in the second quarter. Combined with Kevin Byard to stop Zack Moss for no gain on a rush up the middle in the final quarter.
- At Tampa Bay (11/12), collected five tackles and his first interception of the season. Halted the Buccaneers' opening drive by intercepting a Baker Mayfield deep pass intended for Deven Thompkins on third-and-15.
- At Miami (12/11), notched seven tackles with a pass defended. Helped limit the NFL's top-ranked passing offense to 208 net yards. Stuffed Raheem Mostert for no gain on a rush off right end in the first stanza.

Halted a Dolphins' drive by breaking up a pass intended for De'Von Achane on third-and-seven late in the second quarter.

- Against Houston (12/17), tallied seven tackles, including a stop for loss and a pass defended. Combined with Jack Gibbens to stuff Devin Singletary for a one-yard loss on a rush off left end in the third quarter. Forced the Texans' to settle for a field goal by breaking up a pass intended for Noah Brown on third-and-nine in the third quarter.
- At Houston (12/31), recorded seven tackles, including two stops for loss. Stopped Devin Singletary for no gain on a short pass in the second quarter. Combined with Azeez Al-Shaair to stuff Nico Collins for a two-yard loss on a short pass late in the second stanza. Teamed with Al-Shaair to stonewall Dameon Pierce for a one-yard loss on a rush off left end in the fourth quarter.
- Against Jacksonville (1/7), collected nine tackles and a pass defended. Broke up a pass intended for Calvin Ridley late in the third quarter.

2022 (17/17): Started all 17 games at cornerback as a rookie and ranked third on the team with 85 tackles. Finished second on the squad with eight passes defended. Registered an interception, two stops for loss and a quarterback pressure. Was one of three players on the team to start all 17 games, and he became the first Titans rookie cornerback since 2017 to start every game. Led or tied for the team lead in tackles three times in 2022 (at BUF, vs. LV, at IND). Led or tied for the team lead in passes defended three times in 2022 (vs. LV, at LAC, at JAX).

- Against N.Y. Giants (9/11), made his NFL debut as a starter at cornerback and posted two tackles.
- At Buffalo (9/19), started at cornerback and led the team with a career-best 11 tackles. Stuffed Zach Moss for no gain on a rush off right end in the opening stanza.
- Against Las Vegas (9/25), started at cornerback and led the team with 10 tackles to go along with his first career pass defended. Defended a pass intended for Keelan Cole in the end zone on third-and-10 late in the fourth quarter.
- At Indianapolis (10/2), tied for the team lead with seven tackles, including a stop for loss. Teamed with Kevin Byard to stop Parris Campbell for a two-yard loss on a short pass in the third quarter. Stuffed Nyheim Hines for a three-yard loss on a short pass in the final stanza.
- At Kansas City (11/6), produced eight tackles and collected his first career interception. Teamed with Jeffery Simmons to stuff Clyde Edwards-Helaire for no gain on a rush off right tackle late in the first quarter. Notched his first career interception by picking off a Patrick Mahomes pass intended for Travis Kelce in the third quarter.
- At Green Bay (11/17), registered five tackles, including a stop for loss. Combined with Sam Okuayinonu to stuff Aaron Jones for a four-yard loss on a rush off right end in the third quarter.
- Against Cincinnati (11/27), collected two tackles with a pass defended. Halted a Bengals' drive by breaking up a third-and-six pass intended for Hayden Hurst in the second stanza.
- At L.A. Chargers (12/18), recorded three tackles and a team-high two passes defended. Ended a potential Chargers' scoring drive by catching a Justin Herbert pass and lateraling it to Joshua Kalu before landing out of bounds which resulted in an interception in the end zone right before halftime. Forced a Chargers' punt by breaking up a third-and-eight pass intended for Mike Williams in the third quarter.
- At Jacksonville (1/7), totaled a tackle and a pass defended. Forced the Jaguars to settle for a field goal by breaking up a third-and-three pass



intended for Christian Kirk in the end zone on the first play of the fourth quarter.

COLLEGE:

- During four seasons at Auburn, McCreary appeared in 43 games with 23 starts and posted 135 tackles, six interceptions, 35 passes defended, 10 stops for loss, a forced fumble and two fumble recoveries.
- As a senior (2021), started 12 games at cornerback and collected 49 tackles, two interceptions, a sack, two stops for loss and a team-best 16 passes defended. Named a first-team All-America by The Athletic, Associated Press, ESPN and Reese’s Senior Bowl. Was a Bednarik Award semifinalist.
- As a junior (2020), started 10 games at cornerback and amassed 45 tackles, three interceptions, seven stops for loss, six passes defended and a forced fumble. Named SEC Academic Honor Roll.
- As a sophomore (2019), played in 13 games with a start at cornerback and posted 36 tackles, an interception, 12 passes defended, a stop for loss and a fumble recovery.
- As a true freshman (2018), saw action in seven games and registered five tackles and a pass defended.
- Graduated with a degree in interdisciplinary studies in August 2021 from Auburn.

PERSONAL:

- Attended Williamson (Mobile, Ala.) High School.
- As a senior (2017), named first-team Class 5A All-State after collecting eight interceptions and more than 100 tackles. Also had more than 2,100 offensive yards and was named Optimist Club Player of the Year.
- Also participated in track and field, basketball and baseball.
- Enjoys bowling and playing golf.
- Has two dogs – Trouble (Boxer) and Ash (Yorkie/Shih Tzu mix).
- Follow McCreary on X at @RogerJamez and on Instagram at @rod_james251.
- Son of Felicia James and has a sister, Tadaisha.
- Born Roger Lee McCreary on Feb. 10, 1999 in Mobile, Ala.

ROGER McCREARY’S GAME-BY-GAME

2022 Tennessee Titans

Date	Opp	W/L	P/S	Tot	Solo	Asst	Sk	- Yds	QBP	TFL	Int	- Yds	-TD	PD	FF	FR	- Yds	SpT	
Sept 11	NYG	L	S	2	1	1	0.0	0.0	0	0	0	0	0	0	0	0	0	0	0
Sept 19	@ Buf	L	S	11	11	0	0.0	0.0	0	0	0	0	0	0	0	0	0	0	0
Sept 25	LV	W	S	10	9	1	0.0	0.0	0	0	0	0	0	1	0	0	0	0	0
Oct 2	@ Ind	W	S	7	5	2	0.0	0.0	0	1	0	0	0	0	0	0	0	0	0
Oct 9	@ Was	W	S	2	2	0	0.0	0.0	1	0	0	0	0	0	0	0	0	0	0
Oct 23	Ind	W	S	5	5	0	0.0	0.0	0	0	0	0	0	1	0	0	0	0	0
Oct 30	@ Hou	W	S	6	4	2	0.0	0.0	0	0	0	0	0	0	0	0	0	0	0
Nov 6	@ KC	L	S	8	6	2	0.0	0.0	0	0	1	4	0	1	0	0	0	0	0
Nov 13	Den	W	S	5	3	2	0.0	0.0	0	0	0	0	0	0	0	0	0	0	0
Nov 17	@ GB	W	S	5	4	1	0.0	0.0	0	1	0	0	0	0	0	0	0	0	0
Nov 27	Cin	L	S	2	2	0	0.0	0.0	0	0	0	0	0	1	0	0	0	0	0
Dec 4	@ Phi	L	S	4	4	0	0.0	0.0	0	0	0	0	0	0	0	0	0	0	0
Dec 11	Jax	L	S	5	4	1	0.0	0.0	0	0	0	0	0	0	0	0	0	0	0
Dec 18	@ LAC	L	S	3	2	1	0.0	0.0	0	0	0	0	0	2	0	0	0	0	0
Dec 24	Hou	L	S	5	4	1	0.0	0.0	0	0	0	0	0	0	0	0	0	0	0
Dec 29	Dal	L	S	3	3	0	0.0	0.0	0	0	0	0	0	1	0	0	0	0	0
Jan 7	@ Jax	L	S	1	1	0	0.0	0.0	0	0	0	0	0	1	0	0	0	0	0
Totals				7-10	17/17	84	70	14	0.0	0.0	1	2	1	4	0	8	0	0	0

2023 Tennessee Titans

Date	Opp	W/L	P/S	Tot	Solo	Asst	Sk	- Yds	QBP	TFL	Int	- Yds	-TD	PD	FF	FR	- Yds	SpT	
Sept 10	@ NO	L	p	0	0	0	0.0	0.0	0	0	0	0	0	0	0	0	0	0	0
Sept 17	LAC	W	S	6	4	2	0.0	0.0	0	0	0	0	0	0	0	0	0	0	0
Sept 24	@ Cle	L	p	10	5	5	1.0	8.0	2	1	0	0	0	0	0	0	0	0	0
Oct 1	Cin	W	S	6	4	2	0.0	0.0	0	1	0	0	0	0	0	0	0	0	0
Oct 8	@ Ind	L	S	8	7	1	1.0	17.0	1	0	0	0	0	0	1	0	0	0	0
Oct 15	Bal	L	p	1	0	1	0.0	0.0	1	0	0	0	0	0	0	0	0	0	0
Oct 29	Atl	W	IA																
Nov 2	@ Pit	L	IA																
Nov 12	@ TB	L	S	5	4	1	0.0	0.0	0	0	1	18	0	1	0	0	0	0	0
Nov 19	@ Jax	L	S	4	3	1	0.0	0.0	0	0	0	0	0	0	0	0	0	0	0
Nov 26	Car	W	p	4	3	1	0.0	0.0	0	1	0	0	0	1	0	0	0	0	0
Dec 3	Ind	L	S	5	3	2	0.0	0.0	0	0	0	0	0	0	1	0	0	0	0
Dec 11	@ Mia	W	S	7	5	2	0.0	0.0	0	0	0	0	0	1	0	0	0	0	0
Dec 17	Hou	L	S	7	7	0	0.0	0.0	0	1	0	0	0	1	0	0	0	0	0
Dec 24	Sea	L	S	7	5	2	0.0	0.0	0	0	0	0	0	0	0	0	0	0	0
Dec 31	@ Hou	L	S	7	6	1	0.0	0.0	0	2	0	0	0	0	0	0	0	0	0
Jan 7	Jax	W	S	9	6	3	0.0	0.0	0	0	0	0	0	1	0	0	0	0	0
Totals				6-11	15/11	86	62	24	2.0	25.0	4	7	1	18	0	6	1	0	0

ROGER McCREARY’S NFL STATISTICS

REGULAR SEASON			TACKLES					INTERCEPTIONS					FUMBLES						
Year	Team	GP	GS	Tot	Solo	Asst	Sk	Yds	QBP	TFL	No	Yds	Lg	TD	PD	FF	FR	Yds	SpT
2022	Tennessee	17	17	84	70	14	0.0	0.0	1	2	1	4	4	0	8	0	0	0	0
2023	Tennessee	15	11	86	62	24	2.0	25.0	4	7	1	18	18	0	6	1	0	0	0
NFL Totals		32	28	170	132	38	2.0	25.0	5	9	2	22	18	0	14	1	0	0	0

Single-Game Highs

- Tackles - 11 at Buffalo (9/19/22)
- Interceptions - 1 (Twice, last at Tampa Bay 11/12/23)
- Sacks - 1 (Twice, last at Indianapolis 10/8/23)
- Quarterback Pressures - 2 at Cleveland (9/24/23)
- Tackles for Loss - 2 at Houston (12/31/23)

- Forced Fumbles - 1 at Indianapolis (10/8/23)
- Passes Defended - 2 at L.A. Chargers (12/18/22)



96 TK McLENDON JR.

DEFENSIVE END • 6'4" • 275 LBS

COLLEGE: EASTERN KENTUCKY • ACQUIRED: FREE AGENT - 2023
NFL EXPERIENCE (NFL/TITANS): 2/2 • HOMETOWN: SOPERTON, GA.
GAMES PLAYED/GAMES STARTED: 7/2 (PLAYOFFS: 0/0)



PRO: The Titans signed TK McLendon Jr. as a rookie free agent after the 2023 NFL Draft. The 6-foot-4-inch, 275-pound defensive end began the season on the team's practice squad before being signed to the active roster. The Soperton, Ga., native played in seven games with two starts on the defensive front and recorded eight tackles, two quarterback pressures and a fumble recovery. The Eastern Kentucky product began his college career by spending two seasons each at Cophiah-Lincoln Community College (MS) and Louisiana State before finishing as a graduate for the Colonels.

CAREER HIGHLIGHTS:

- In 2023 at Miami, McLendon Jr. recovered a Dolphins' fumble in the red zone after a Jaleel Johnson strip-sack in the first quarter of Monday Night Football, a crucial play in what would be a 28-27 Titans comeback win.
- He was named second team All-ASUN by Phil Steele in his final year at Eastern Kentucky after leading the team with 11.5 tackles for loss and six sacks.

TITANS TIDBITS:

- McLendon Jr. began his collegiate career as a tight end collecting eight receptions with two touchdowns while at Cophiah-Lincoln Community College. He made the transition to defensive end while at Eastern Kentucky in 2021.

CAREER TRANSACTIONS:

- The Soperton, Ga., native was signed by the Titans as an undrafted free agent on May 12, 2023.
- Waived by the Titans on Aug. 29, 2023 and signed to the team's practice squad a day later.
- Activated from the practice squad to the active roster standard elevation on Nov. 11, 2023.
- Signed by the Titans to the active roster from the practice squad on Nov. 18, 2023.

SEASON RECAPS:

- 2023 (7/2):** Played in seven games with two starts on the defensive front and recorded eight tackles, two quarterback pressures and a fumble recovery. Spent the first eight games on the team's practice squad. Was inactive for two contests. Made his NFL debut at Tampa Bay (11/12/23). Recorded his first career NFL start against Carolina (11/26/23).
- At Tampa Bay (11/12), saw action as a reserve in his first career NFL contest and collected two tackles. Combined with Monty Rice to stop Rachaad White for no gain on a rush up the middle late in the fourth quarter. Teamed with Jaleel Johnson to stuff White for no gain on a run up the middle late in the final stanza.
 - Against Carolina (11/26), made his first career NFL start on the defensive front and posted a tackle.
 - At Miami (12/11), saw action as a reserve at defensive tackle and notched his first career fumble recovery. Recovered a Tua Tagovailoa fumble at the Titans' seven-yard line after a Jaleel Johnson strip-sack in the first quarter.
 - Against Houston (12/17), started on the defensive front and tallied a tackle. Stuffed Devin Singletary for no gain on a rush off right tackle in the fourth quarter.
 - At Houston (12/31), played as a reserve on the defensive front and recorded two tackles with two quarterback pressures.

COLLEGE:

During two seasons at Eastern Kentucky (2021-22), McLendon appeared in 21 games with 15 starts and recorded 82 tackles, seven sacks and 13 tackles for loss. Added two pass breakups, a forced fumble and fumble recovery. Transferred to Eastern Kentucky after spending two seasons at Louisiana State University (2019-20) where he appeared in three games as tight end. Began his collegiate career at Cophiah-Lincoln Community College (2017-18).

- As a graduate (2022), started all 12 games at Eastern Kentucky and led the team with 11.5 tackles for loss and six sacks. Added 58 tackles, two pass breakups, one forced fumble, and one fumble recovery. Named to the Phil Steele second team All-ASUN and was an All-ASUN selection.
- As a senior (2021), played in nine games with three starts as a defensive end for Eastern Kentucky. Totaled 24 tackles, including 1.5 tackles for loss and a sack. Transferred to Eastern Kentucky following the 2020 season.
- As a redshirt junior (2020), did not play for the Tigers.
- As a junior (2019), played in three games as a tight end for Louisiana State. Caught one pass for 12 yards. Joined the Tigers as a transfer from Cophiah-Lincoln Community College after the 2018 season.
- As a sophomore (2018), played in nine games and totaled five receptions for 43 yards with one touchdown for Cophiah-Lincoln Community College. One of the top junior college prospects for 2019, he was rated a three-star prospect by 247sports and Rivals. Listed as the No. 3 tight end by 247sports. Played primarily the H-back position. Listed at No. 33 in ESPN's JUCO Top 50.
- As a freshman (2017), played in nine games at Cophiah-Lincoln Community College and caught three passes for 63 yards with a touchdown.
- Graduated with a degree in general studies from Eastern Kentucky in 2023.

PERSONAL:

- Played at Treutlen County (Ga.) High School.
- Son of Amanda McLendon
- Follow McLendon on Instagram at @mclendon_84
- Born Tonyist Karnez McLendon Jr. on Feb. 27, 1999 in Soperton, Ga.



TK McLENDON JR.'S GAME-BY-GAME

2023 Tennessee Titans																				
Date	Opp	W/L	P/S	Tot	Solo	Asst	Sk	- Yds	QBP	TFL	Int	- Yds	-TD	PD	FF	FR	- Yds	SpT		
Sept 10	@ NO	L	PS																	
Sept 17	LAC	W	PS																	
Sept 24	@ Cle	L	PS																	
Oct 1	Cin	W	PS																	
Oct 8	@ Ind	L	PS																	
Oct 15	Bal	L	PS																	
Oct 29	Atl	W	PS																	
Nov 2	@ Pit	L	PS																	
Nov 12	@ TB	L	p	2	0	2	0.0	0.0	0	0	0	0	0	0	0	0	0	0	0	
Nov 19	@ Jax	L	p	1	1	0	0.0	0.0	0	0	0	0	0	0	0	0	0	0	0	
Nov 26	Car	W	S	1	0	1	0.0	0.0	0	0	0	0	0	0	0	0	0	0	0	
Dec 3	Ind	L	p	1	0	1	0.0	0.0	0	0	0	0	0	0	0	0	0	0	0	
Dec 11	@ Mia	W	p	0	0	0	0.0	0.0	0	0	0	0	0	0	0	0	0	0	0	
Dec 17	Hou	L	S	1	1	0	0.0	0.0	0	0	0	0	0	0	0	0	0	0	0	
Dec 24	Sea	L	IA																	
Dec 31	@ Hou	L	p	2	1	1	0.0	0.0	2	0	0	0	0	0	0	0	0	0	0	
Jan 7	Jax	W	IA																	
Totals				6-11	7/2	8	3	5	0.0	0.0	2	0	0	0	0	0	0	0	1	0

TK McLENDON JR.'S NFL STATISTICS

REGULAR SEASON		TACKLES										INTERCEPTIONS					FUMBLES			
Year	Team	GP	GS	Tot	Solo	Asst	Sk	Yds	QBP	TFL	No	Yds	Lg	TD	PD	FF	FR	Yds	SpT	
2023	Tennessee	7	2	8	3	5	0.0	0.0	2	0	0	0	0	0	0	0	1	0	0	
NFL Totals		7	2	8	3	5	0.0	0.0	2	0	0	0	0	0	0	0	1	0	0	

Single-Game Highs

Tackles - 2 (Twice, last at Houston 12/31/23)
 Quarterback Pressures - 2 at Houston (12/31/23)
 Fumble Recovery - 1 at Miami (12/11/23)




24 ELIJAH MOLDEN

DEFENSIVE BACK • 5'10" • 192 LBS

COLLEGE: WASHINGTON • ACQUIRED: 3RD ROUND - 2021

NFL EXPERIENCE (NFL/TITANS): 4/4 • HOMETOWN: WEST LINN, ORE.

GAMES PLAYED/GAMES STARTED: 33/16 (PLAYOFFS: 1/1)



PRO: The Titans selected Elijah Molden in the third round (100th overall) of the 2021 NFL Draft. As a rookie, he appeared in 16 games with seven starts in the nickel defense. He was limited to two games because of injury in 2022 before playing in 15 games with eight starts at safety in 2023 and registering a career-high 72 tackles, an interception returned for a touchdown, four quarterback pressures and four passes defended. The 5-foot-10 inch, 192-pounder is a savvy and physical defender capable of playing multiple spots on defense. An instinctive player with a nose for the football, he totaled 153 tackles, five interceptions, 25 passes defended, four forced fumbles and two fumble recoveries in 44 games at the University of Washington.

CAREER HIGHLIGHTS:

- In 2023, Molden transitioned to safety and saw action in 15 games while amassing a career-best 72 tackles to go along with an interception returned for a touchdown, four quarterback pressures and four passes defended.
- As a rookie in 2021, Molden ranked fifth on the team and first among Titans rookies with 60 tackles and registered one interception for a touchdown. He was one of six NFL rookie defensive backs with at least 60 tackles and one interception.

TITANS TIDBITS:

- Molden comes from a football family. His father, Alex Molden, was inducted to the University of Oregon Hall of Fame and was an eight-year NFL cornerback with the Saints, Chargers and Lions after being selected by the Saints with the 11th overall draft pick in 1996. Elijah's older brother, Isaiah, played defensive line at Western Oregon.
- Molden is the second-oldest of eight children in his family. He has four brothers and three sisters.
- He is an avid reader and lists "Shoe Dog" by Phil Knight, "Tattoos on the Heart" by Greg Boyle, and "The Alchemist" by Paulo Coelho as three of his favorite books. He prefers hard copies of books as opposed to digital versions so that he can make notes and keep them in the books.

CAREER TRANSACTIONS:

- The West Linn, Ore., native was selected by the Titans in the third round (100th overall) of the 2021 NFL Draft.

SEASON RECAPS:

- 2023 (15/8):** Played in 15 games with eight starts at safety and registered a career-high 72 tackles, an interception returned for a touchdown, four quarterback pressures, four passes defended, a stop for loss, a forced fumble, a fumble recovery and a special teams tackle. Was inactive for two contests. Tied for the team lead in passes defended twice in 2023 (vs. HOU, vs. JAX).
- At New Orleans (9/10), played as a reserve at defensive back and tied for the team lead with eight tackles to go along with a pass defended. Defended a deep pass intended for Chris Olave on third-and-nine in the fourth quarter.
 - Against L.A. Chargers (9/17), made his first career start as a safety and collected four tackles. Registered a special teams tackle on coverage units.
 - At Tampa Bay (11/12), started at safety and finished second on the team with a career-high-tying eight tackles.
 - At Jacksonville (11/19), started in the secondary and recorded five tackles with a quarterback pressure. Combined with Kyle Peko to stuff

Travis Etienne for no gain on a rush off right guard in the first quarter.

- Against Indianapolis (12/3), saw action as a reserve at safety and registered two tackles with a fumble recovery. Halted a potential Colts' scoring drive by recovering a Gardner Minshew II fumble at the Titans' eight-yard line after a strip-sack by Denico Autry late in the second quarter.
- Against Houston (12/17), tallied three tackles, an interception returned for a score, another pass defended and two quarterback pressures. Halted a Texans' drive by breaking up a pass intended for Xavier Hutchinson on third-and-four in the opening quarter. Gave the Titans a 13-0 lead by intercepting a Case Keenum pass and racing 44 yards for his second career touchdown.
- At Houston (12/31), started at safety and recorded seven tackles with a forced fumble. Forced a Nico Collins fumble that landed out of bounds in the third quarter. Stuffed Dare Ogunbowale for no gain on a rush off left end in the final stanza.
- Against Jacksonville (1/7), collected six tackles and a pass defended. Halted a Jaguars' drive by breaking up a third-and-seven pass intended for Zay Jones in the first quarter. Dropped Jones for a four-yard gain on fourth-and-seven to end a Jacksonville drive in the third quarter.

2022 (2/1): Saw action in two games with a start at cornerback and registered five tackles, a quarterback pressure and a stop for loss. Was inactive for two contests. Placed on injured reserve on Sept. 9, 2022 and missed the first eight games before being designated to return on Nov. 12, 2022. Placed on injured reserve on Dec. 7 and missed the final five contests.

- Against Denver (11/13), made his season debut as a starter at cornerback and posted three tackles, including a stop for loss and a quarterback pressure.
- Against Cincinnati (11/27), played as a reserve at cornerback and collected two tackles.

2021 (16/7, 1/1): Saw action in 16 games with seven starts at cornerback and registered 60 tackles, including three stops for loss, six quarterback pressures, an interception returned for a touchdown, four passes defended, a forced fumble, a fumble recovery and two special teams tackles. Missed one contest on the reserve/COVID-19 list. Started the postseason contest and collected two tackles. Tied for the team lead in tackles once in 2021 (vs. KC). Led the team in quarterback pressures twice (vs. HOU, at PIT). Tied for the team lead in passes defended once (vs. HOU). Tied for the team lead in special teams tackles once (vs. BUF). Made his NFL debut against Arizona (9/12/21). Made his first career start against Buffalo (10/18/21).

- Against Arizona (9/12), saw action in his first NFL contest as a reserve at nickelback and collected two tackles.
- At Seattle (9/19), played as a reserve at cornerback and posted two tackles. Teamed with Rashaan Evans to stuff Chris Carson for no gain on a rush off right end in the first quarter.
- At Jacksonville (10/10), saw action as a reserve at cornerback and compiled three tackles and a forced fumble. Forced a Dan Arnold fumble that was recovered by Kevin Byard and returned 30 yards for a touchdown early in the first quarter.
- Against Buffalo (10/18), made his first career start at cornerback and notched eight tackles, including a stop for loss. Registered a special teams tackle on coverage units. Stuffed Zack Moss for a three-yard loss on a rush off left end in the first quarter.



- Against Kansas City (10/24), started at cornerback and tied for the team lead with eight tackles.
- At Indianapolis (10/31), started at cornerback and posted two tackles and two passes defended, including an interception return for a touchdown. Broke up a pass intended for Nyheim Hines in the fourth quarter. Gave the Titans a 31-24 lead with two-yard interception return for a touchdown off of Carson Wentz late in the fourth quarter.
- Against Houston (11/21), saw action as a reserve at cornerback and totaled six tackles, a team-best two quarterback pressures and a pass defended. Ended a Texans' drive by breaking up a third-and-nine pass intended for Brevin Jordan along the sideline in the third quarter. Combined with Jayon Brown to stop Rex Burkhead for a two-yard loss on a rush up the middle in the third stanza.
- At Pittsburgh (12/19), saw significant action as a reserve at cornerback and notched four tackles, including a stop for loss and a team-high three quarterback pressures. Stonewalled Najee Harris for a five-yard loss on a rush off right tackle in the final stanza.
- Against San Francisco (12/23), missed the game on the reserve/COVID-19 list.
- Against Miami (1/2), started at cornerback and notched a tackle, a pass defended and his first career fumble recovery. Recovered a Tua Tagovailoa fumble at the Dolphins' 14-yard line in the first quarter. Deflected a pass intended for DeVante Parker in the second quarter.
- Against Cincinnati (1/22), started at nickelback in his postseason debut and registered two tackles.

COLLEGE:

- In four seasons at the University of Washington, Molden appeared in 44 games with 20 starts. His totals included 153 tackles, seven tackles for loss, five interceptions, 25 passes defended, four forced fumbles and two fumble recoveries. He earned first team All-Pac-12 honors on defense as a junior and senior and was named second team All-Pac-12 as an all-purpose/special teams player as a sophomore.
- As a senior (2020), started all four of the team's games in a shortened season due to the COVID-19 pandemic. Ranked third on the squad with 26 tackles and added one interception and two passes defended. Earned first team All-Pac-12 honors for the second consecutive season. Named the university's male recipient of the Pac-12's Tom Hansen Conference Medal as well as the football team's defensive MVP and Guy Flaherty Award recipient as the team's most inspirational player. Honors also included second team All-American by Pro Football Focus, which also named him Pac-12 Player of the Year. He was a semifinalist for the Lott

IMPACT Trophy.

- As a junior (2019), started all 13 games and led the team with 79 tackles, four interceptions, 17 passes defended and three forced fumbles (tied). Added 5.5 tackles for loss and a fumble recovery. Honors included first team All-Pac-12, CoSIDA Academic All-District 8 team, second team Pro Football Focus All-America, first team Pro Football Focus All-Pac-12, first team Associated Press All-Pac-12 and Pac-12 Academic Honor Roll. Won the Husky Excellence Award and the 101 Club Academic Award. Named the MVP of the Las Vegas Bowl against Boise State (12/21) after totaling nine tackles, a half tackle for loss, a forced fumble and an interception in the win.
- As a sophomore (2018), played in all 14 games with three starts and totaled 29 tackles, five passes defended, one forced fumble and one fumble recovery. Won the team's Most Outstanding Special Teams Player award and earned second team All-Pac-12 honors as an all-purpose/special teams player. Also named first team Academic All-Pac-12.
- As a true freshman (2017), played in all 13 games and registered 19 tackles, 0.5 tackles for loss and one pass defended.
- Graduated from Washington in December 2020 with a degree in communications.

PERSONAL:

- Married to Danelle.
- Attended West Linn (Ore.) High School, where he was named first team 6A All-State at cornerback and second team at running back as a senior in 2016. Also first team All-Three Rivers League at both positions and first team USA Today All-Oregon at defensive back, he helped lead the Lions to a 14-0 record, including five wins in the 6A state playoffs. Rushed for 702 yards and 10 touchdowns, caught 19 passes for 249 yards and six touchdowns, and added three interceptions.
- Listed by ESPN.com as the No. 213 overall prospect and as the No. 19 cornerback in the country, and as the No. 2 prospect in Oregon. Ranked the No. 151 overall recruit and No. 17 cornerback in the country by Scout247, while Scout247.com listed him at No. 2 in Oregon, No. 25 in the nation at cornerback and No. 193 overall.
- As a junior in 2015, earned first team All-Three Rivers League on both sides of the ball.
- Follow Molden on X and on Instagram at @elijahmolden24.
- Son of Christin and Alex Molden.
- Born Elijah Monroe Molden on Jan. 30, 1999 in New Orleans, La.

ELIJAH MOLDEN'S GAME-BY-GAME

2021 Tennessee Titans

Date	Opp	W/L	P/S	Tot	Solo	Asst	Sk	- Yds	QBP	TFL	Int	- Yds	-TD	PD	FF	FR	- Yds	SpT		
Sept 12	Ari	L	p	2	2	0	0.0	0.0	0	0	0	0	0	0	0	0	0	0	0	
Sept 19	@ Sea	W	p	2	0	2	0.0	0.0	0	0	0	0	0	0	0	0	0	0	0	
Sept 26	Ind	W	p	1	1	0	0.0	0.0	0	0	0	0	0	0	0	0	0	0	0	
Oct 3	@ NYJ	L	p	0	0	0	0.0	0.0	0	0	0	0	0	0	0	0	0	0	0	
Oct 10	@ Jax	W	p	3	3	0	0.0	0.0	0	0	0	0	0	0	1	0	0	0	0	
Oct 18	Buf	W	S	8	6	2	0.0	0.0	0	1	0	0	0	0	0	0	0	0	1	
Oct 24	KC	W	S	8	6	2	0.0	0.0	0	0	0	0	0	0	0	0	0	0	0	
Oct 31	@ Ind	W	S	2	2	0	0.0	0.0	0	0	1	2	1	2	0	0	0	0	0	
Nov 7	@ LAR	W	S	8	6	2	0.0	0.0	0	0	0	0	0	0	0	0	0	0	0	
Nov 14	NO	W	p	4	1	3	0.0	0.0	1	0	0	0	0	0	0	0	0	0	1	
Nov 21	Hou	L	p	6	3	3	0.0	0.0	2	0	0	0	0	1	0	0	0	0	0	
Nov 28	@ NE	L	S	0	0	0	0.0	0.0	0	0	0	0	0	0	0	0	0	0	0	
Dec 12	Jax	W	S	5	2	3	0.0	0.0	0	0	0	0	0	0	0	0	0	0	0	
Dec 19	@ Pit	L	p	4	4	0	0.0	0.0	3	1	0	0	0	0	0	0	0	0	0	
Dec 23	SF	W	R/C																	
Jan 2	Mia	W	S	1	0	1	0.0	0.0	0	0	0	0	0	1	0	1	0	0	0	
Jan 9	@ Hou	W	p	6	6	0	0.0	0.0	0	1	0	0	0	0	0	0	0	0	0	
Totals				12-5	16/7	60	42	18	0.0	0.0	6	3	1	2	1	4	1	1	0	2
Playoffs																				
Jan 2	Cin	L	S	2	0	2	0.0	0.0	0	0	0	0	0	0	0	0	0	0	0	0
Totals				0-1	1/1	2	0	2	0.0	0.0	0	0	0	0	0	0	0	0	0	0

2022 Tennessee Titans

Date	Opp	W/L	P/S	Tot	Solo	Asst	Sk	- Yds	QBP	TFL	Int	- Yds	-TD	PD	FF	FR	- Yds	SpT	
Sept 11	NYG	L	IR																
Sept 19	@ Buf	L	IR																
Sept 25	LV	W	IR																
Oct 2	@ Ind	W	IR																
Oct 9	@ Was	W	IR																
Oct 23	Ind	W	IR																
Oct 30	@ Hou	W	IR																
Nov 6	@ KC	L	IR																

Nov 13	Den	W	S	3	2	1	0.0	0.0	1	1	0	0	0	0	0	0	0	0	0	
Nov 17	@ GB	W	IA																	
Nov 27	Cin	L	p	2	2	0	0.0	0.0	0	0	0	0	0	0	0	0	0	0	0	
Dec 4	@ Phi	L	IA																	
Dec 11	Jax																			
Placed on injured reserve Dec. 7, 2022																				
Totals				7-5	2/1	5	4	1	0.0	0.0	1	1	0	0	0	0	0	0	0	0

2023 Tennessee Titans

Date	Opp	W/L	P/S	Tot	Solo	Asst	Sk	- Yds	QBP	TFL	Int	- Yds	-TD	PD	FF	FR	- Yds	SpT		
Sept 10	@ NO	L	p	8	6	2	0.0	0.0	0	0	0	0	0	0	1	0	0	0	0	
Sept 17	LAC	W	S	4	3	1	0.0	0.0	0	0	0	0	0	0	0	0	0	0	1	
Sept 24	@ Cle	L	p	4	2	2	0.0	0.0	0	1	0	0	0	0	0	0	0	0	0	
Oct 1	Cin	W	IA																	
Oct 8	@ Ind	L	p	3	1	2	0.0	0.0	1	0	0	0	0	0	0	0	0	0	0	
Oct 15	Bal	L	IA																	
Oct 29	Atl	W	S	7	2	5	0.0	0.0	0	0	0	0	0	0	0	0	0	0	0	
Nov 2	@ Pit	L	S	5	3	2	0.0	0.0	0	0	0	0	0	0	0	0	0	0	0	
Nov 12	@ TB	L	S	8	6	2	0.0	0.0	0	0	0	0	0	0	0	0	0	0	0	
Nov 19	@ Jax	L	S	5	3	2	0.0	0.0	1	0	0	0	0	0	0	0	0	0	0	
Nov 26	Car	W	p	4	3	1	0.0	0.0	0	0	0	0	0	0	0	0	0	0	0	
Dec 3	Ind	L	p	2	2	0	0.0	0.0	0	0	0	0	0	0	0	0	0	1	1	
Dec 11	@ Mia	W	p	0	0	0	0.0	0.0	0	0	0	0	0	0	0	0	0	0	0	
Dec 17	Hou	L	p	3	3	0	0.0	0.0	2	0	1	44	1	2	0	0	0	0	0	
Dec 24	Sea	L	S	6	3	3	0.0	0.0	0	0	0	0	0	0	0	0	0	0	0	
Dec 31	@ Hou	L	S	7	6	1	0.0	0.0	0	0	0	0	0	0	1	0	0	0	0	
Jan 7	Jax	W	S	6	3	3	0.0	0.0	0	0	0	0	0	0	1	0	0	0	0	
Totals				6-11	15/8	72	46	26	0.0	0.0	4	1	1	44	1	4	1	1	1	1

ELIJAH MOLDEN'S NFL STATISTICS

REGULAR SEASON

Year	Team	GP	GS	TACKLES						INTERCEPTIONS					FUMBLES				
				Tot	Solo	Asst	Sk	Yds	QBP	TFL	No	Yds	Lg	TD	PD	FF	FR	Yds	SpT
2021	Tennessee	16	7	60	42	18	0.0	0.0	6	3	1	2	2t	1	4	1	1	0	2
2022	Tennessee	2	1	5	4	1	0.0	0.0	1	1	0	0	0	0	0	0	0	0	0
2023	Tennessee	15	8	72	46	26	0.0	0.0	4	1	1	44	44t	1	4	1	1	1	1
NFL Totals		33	16	137	92	45	0.0	0.0	11	5	2	46	44t	2	8	2	2	1	3

PLAYOFFS

Year	Team	GP	GS	TACKLES						INTERCEPTIONS					FUMBLES				
				Tot	Solo	Asst	Sk	Yds	QBP	TFL	No	Yds	Lg	TD	PD	FF	FR	Yds	SpT
2021	Tennessee	1	1	2	0	2	0.0	0.0	0	0	0	0	0	0	0	0	0	0	0
NFL Totals		1	1	2	0	2	0.0	0.0	0	0	0	0	0	0	0	0	0	0	0

Single-Game Highs

Tackles - 8 (Five times, last at Tampa Bay 11/12/23)
 Interceptions - 1 (Twice, last vs. Houston 12/17/23)
 Passes Defensed - 2 (Twice, last vs. Houston 12/17/23)
 Tackles For Loss - 1 (Five times, last at Cleveland 9/24/23)
 Forced Fumbles - 1 (Twice, last at Houston 12/31/23)
 Fumble Recoveries - 1 (Twice, last vs. Indianapolis 12/3/23)
 Quarterback Pressures - 3 at Pittsburgh (12/19/21)
 Special Teams Tackles - 1 (Three times, last vs. L.A. Chargers 9/17/23)

Additional Statistics

Touchdowns - 2 (2-yard interception return at Indianapolis, 10/31/21; 44-yard interception return vs. Houston, 12/17/23)

Playoff Single-Game Highs

Tackles - 2 vs. Cincinnati (1/22/22)




42 CALEB MURPHY

OUTSIDE LINEBACKER • 6'3" • 254 LBS

COLLEGE: FERRIS STATE • ACQUIRED: FREE AGENT - 2023

NFL EXPERIENCE (NFL/TITANS): 2/2 • HOMETOWN: DOWAGIAC, MICH.

GAMES PLAYED/GAMES STARTED: 3/0 (PLAYOFFS: 0/0)



PRO: The Titans signed Caleb Murphy as a rookie free agent after the 2023 NFL Draft. The 6-foot-3-inch, 254-pounder made the 53-man roster out of training camp and possesses a strong pass-rushing ability, setting the NCAA single-season record with 25.5 sacks his senior season. During his rookie season he appeared in three games as a reserve. The Dowagiac, Mich., native played three seasons (2020-22) at Ferris State and tallied 156 tackles, 40 sacks, 60.5 tackles for loss and eight forced fumbles.

CAREER HIGHLIGHTS:

- Murphy set an NCAA single-season record with 25.5 sacks his senior year. He also tied the NCAA record with 39 tackles for loss.

TITANS TIDBITS:

- Murphy became the first DII player ever to win the Ted Hendricks Award, given to the nation's top defensive end.
- Murphy was a two-time National Champion with the Ferris State Bulldogs.

CAREER TRANSACTIONS:

- The Dowagiac, Mich., native was signed by the Titans as an undrafted free agent on May 12, 2023.

SEASON RECAPS:

2023 (3/0): Saw action as a reserve in three games as a rookie and registered two special teams tackles. Was inactive for 14 contests. Tied for the team lead in special teams tackles twice in 2023 (vs. SEA, at HOU). Made his NFL debut against Cincinnati (10/1/23).

- Against Cincinnati (10/1), played as a reserve on special teams and saw limited snaps at outside linebacker in his first career NFL contest.
- Against Seattle (12/24), registered a special teams tackle on coverage units.
- At Houston (12/31), recorded a special teams stop on coverage units.

COLLEGE:

- Murphy played in 29 games over three seasons at Ferris State and tallied 156 tackles, 40 sacks, 60.5 tackles for loss and eight forced fumbles. Following the 2019 season, he transferred to Ferris State from Grand Valley State where he played in eight games, recording 13 tackles and one sack.
- As a senior (2022), started in 15 games at Ferris State and recorded 93 tackles, 25.5 sacks, 39 tackles for loss and three forced fumbles. His 25.5 sacks set an NCAA single-season record. He also tied the NCAA record with 39 tackles for loss while helping Ferris State to repeat as DII national champions. He became the first DII player ever to win the Ted Hendricks Award, given to the nation's top defensive end. Murphy was named GLIAC Player of the Year, won the Gene Upshaw Award, given to the best DII lineman and received the Cliff Harris award as the nation's small college defensive player of the year.
- As a junior (2021), appeared in 14 games and recorded 63 tackles, 14.5 sacks, 21.5 tackles for loss, five forced fumbles and one interception while helping lead his team to the DII championship. He was named the GLIAC Defensive Lineman of the Year.
- As a sophomore (2020), his season was cancelled due to COVID-19. Transferred to Ferris State from Grand Valley State following the 2019 season.

- As a redshirt freshman (2019), appeared in eight games recording 13 tackles and one sack for Grand Valley State.
- Redshirted in 2018.
- Graduated with a degree in criminal justice from Ferris State in December of 2022.

PERSONAL:

- Attended Dowagiac Union (Mich.) High School under coach Mike Stanger. Recorded 97 tackles with 27 tackles for loss and 13 quarterback sacks with six fumble recoveries as a senior.
- As a junior, posted 86 tackles with 17 stops for loss, 15 sacks and four fumble recoveries.
- Scored a touchdown six different ways during his final season (receiving, rushing, passing, interception, fumble recovery, punt return).
- Garnered all-region, all-league and all-state recognition each of his final two seasons. Was a three-year letter winner.
- Active in football, basketball, wrestling, baseball and track and field.
- His brother, Cailyn, was a fellow Ferris State football player.
- Son of Tamantha Murphy.
- Follow Murphy on Instagram at @calebamurphy.
- Born Caleb Andrew LaVon Murphy on Dec. 15, 1999 in Niles, Mich.



CALEB MURPHY'S GAME-BY-GAME

2023 Tennessee Titans

Date	Opp	W/L	P/S	Tot	Solo	Asst	Sk	- Yds	QBP	TFL	Int	Yds	-TD	PD	FF	FR	- Yds	SpT	
Sept 10	@ NO	L	IA																
Sept 17	LAC	W	IA																
Sept 24	@ Cle	L	IA																
Oct 1	Cin	W	p	0	0	0	0.0	0.0	0	0	0	0	0	0	0	0	0	0	0
Oct 8	@ Ind	L	IA																
Oct 15	Bal	L	IA																
Oct 29	Atl	W	IA																
Nov 2	@ Pit	L	IA																
Nov 12	@ TB	L	IA																
Nov 19	@ Jax	L	IA																
Nov 26	Car	W	IA																

Dec 3	Ind	L	IA																
Dec 11	@ Mia	W	IA																
Dec 17	Hou	L	IA																
Dec 24	Sea	L	p	0	0	0	0.0	0.0	0	0	0	0	0	0	0	0	0	0	0
Dec 31	@ Hou	L	p	0	0	0	0.0	0.0	0	0	0	0	0	0	0	0	0	0	0
Jan 7	Jax	W	IA																
Totals				6-11	3/0	0	0	0	0.0	0.0	0	0	0	0	0	0	0	0	0

CALEB MURPHY'S NFL STATISTICS

REGULAR SEASON		TACKLES										INTERCEPTIONS					FUMBLES			
Year	Team	GP	GS	Tot	Solo	Asst	Sk	Yds	QBP	TFL	No	Yds	Lg	TD	PD	FF	FR	Yds	SpT	
2023	Tennessee	3	0	0	0	0	0.0	0.0	0	0	0	0	0	0	0	0	0	0	2	
NFL Totals		3	0	0	0	0	0.0	0.0	0	0	0	0	0	0	0	0	0	0	2	

Single-Game Highs

Special Teams Tackles - 1 (Twice, last at Houston 12/31/23)



56 KENNETH MURRAY JR.

LINEBACKER • 6'2" • 241 LBS

COLLEGE: OKLAHOMA • ACQUIRED: UNRESTRICTED FREE AGENT (LAC) - 2024

NFL EXPERIENCE (NFL/TITANS): 5/1 • HOMETOWN: MISSOURI CITY, TEXAS

GAMES PLAYED/GAMES STARTED: 59/53 (PLAYOFFS: 1/1)



PRO: The Titans signed Kenneth Murray Jr. as an unrestricted free agent early in the 2024 offseason to bring speed, toughness and experience to the inside linebacker position. The 6-foot-2-inch, 241-pounder is a sideline-to-sideline defender with an uncanny knack for finding the ball carrier. The University of Oklahoma product entered the NFL as a first-round pick of the L.A. Chargers in 2020. He spent his first four seasons with the club, appearing in 59 games with 53 starts while amassing 321 tackles, five sacks, two interceptions, 21 stops for loss, 33 quarterback pressures, 10 passes defended and a forced fumble.

CAREER HIGHLIGHTS:

- In 2023, Murray tied a career-best with 107 tackles to go along with a career-high three sacks.
- In 2020, Murray was named to the PFWA all-rookie team after leading the Chargers with a franchise rookie record 107 tackles, which was the second highest rookie total in the NFL.

TITANS TIDBITS:

- Murray's family adopted three special needs children when he was 10 years old, and he has used his love for them and his family to motivate his success on the gridiron.
- In the summer of 2019, Murray performed CPR to revive an unresponsive woman on a street corner in Norman, Okla.
- In 2017, Murray became the first true freshman to start a season opener at inside linebacker for the Oklahoma Sooners since 1975.
- Murray is a certified scuba diver.

CAREER TRANSACTIONS:

- The Missouri City, Texas, native was selected by the Los Angeles Chargers in the first round (23rd overall) in the 2020 NFL Draft.
- Signed by the Titans as an unrestricted free agent on March 14, 2024.

SEASON RECAPS:

2023 (15/15 - L.A. Chargers): Started 15 games at linebacker and totaled 107 tackles, seven stops for loss, three sacks, an interception and three passes defended. Was inactive for the final two regular season contests.

- At Tennessee (9/17), secured 10 tackles, including a sack of Ryan Tannehill. On a fourth-down pass attempt on Tennessee's opening drive of the game, blitzed up the middle and dropped Tannehill for a loss of six yards. Supplied an additional tackle for loss, which occurred on a fourth-quarter run stop of Derrick Henry for a loss of three yards.
- At Minnesota (9/24), posted a team-high nine tackles in the winning effort, including one tackle for loss, as well as an interception. Thwarted Minnesota's late-game effort with a game-sealing interception of Kirk Cousins at the goal line with seven seconds remaining in regulation.
- Against Dallas (10/16), led the defense with nine tackles, including a stop for loss, in the Monday Night Football matchup. Stopped Tony Pollard for a loss of two yards late in the second quarter.
- At Kansas City (10/22), totaled eight tackles, including a nine-yard sack of Patrick Mahomes on third down in the third quarter.
- At Green Bay (11/19), led the defense with 10 tackles, his second 10-plus tackle outing of the season. Contributed to a defense that finished the game with seven tackles for loss.
- Against Denver (12/10), led the defense with a season-high 12 tackles, adding a sack. Dropped Russell Wilson on third down in the second

quarter, collecting his third sack of the season.

2022 (17/16, 1/1 - L.A. Chargers): Appeared in all 17 games with 16 starts at linebacker and posted 76 tackles, including a sack, an interception, seven stops for loss, three passes defended and a forced fumble.

- At Houston (10/2), started at linebacker and tallied five tackles. Helped the Chargers defense limit the Texans to seven points in the first half, the fewest allowed by the defense in the first half since the beginning of the 2021 season.
- Against Seattle (10/23), recorded five tackles and tallied his first career interception, coming off of a deflection from Asante Samuel Jr.
- At Las Vegas (12/4), totaled three tackles and his first career forced fumble, jarring the ball loose from Josh Jacobs.
- Against Tennessee (12/18), recorded seven tackles, a stop for loss and a pass defended. Supported a defense that allowed just one third-down conversion in the first three quarters and didn't allow a point in the first quarter for the third-straight week.
- At Indianapolis (12/26), posted six tackles and a sack for eight yards.
- At Jacksonville (1/14), tallied eight tackles and a half sack with Sebastian Joseph-Day.

2021 (11/6 - L.A. Chargers): Appeared in 11 games with six starts and totaled 31 tackles, two of which registered as tackles for loss. Placed on injured reserve on Oct. 4 and missed five contests before being designated to return on Nov. 13. Spent one game on the reserve/COVID-19 list.

- At Washington (9/12), secured a team-high nine tackles in the season opener and helped anchor a defensive unit that held Washington to just 133 yards passing.
- At Kansas City (9/26), started at linebakcer and notched two tackles, while helping anchor a defensive unit that held Patrick Mahomes to 5.9 yards per attempt, the third-lowest output of his career, as the unit forced four Chiefs turnovers, the most takeaways by the Chargers in a single game since 2018.

2020 (16/16 - L.A. Chargers): Started all 16 games at middle linebacker as a rookie and led the Chargers with 107 total tackles, the most by a rookie in franchise history. Finished second among all rookies in the NFL with his 107 total tackles, as his 68 solo tackles also were the second-most among rookies in 2020. Selected to the Professional Football Writers of America All-Rookie team.

- At Cincinnati (9/13), made his NFL debut and posted eight tackles, including three stops on a critical fourth quarter drive to thwart a Bengals comeback attempt.
- Against Kansas City (9/20), logged 10 total tackles in an overtime matchup against the reigning Super Bowl champions. Recorded his first career pass defended on the final drive of regulation, batting a ball away from Tyreek Hill to force the incomplection.
- Against N.Y. Jets (11/22), amassed seven total tackles to help the Chargers defense limit the Jets, securing the team's third win of the season.
- Against New England (12/6), led the Chargers with a career-high 14 total tackles. Recorded the first sack of his career, dropping Cam Newton for a loss of four yards in the second quarter. Two of his 14 total tackles resulted in a loss of yardage, marking a career and season-best mark of two tackles for loss.



COLLEGE:

- Started all 42 games during his three-year career at Oklahoma and registered 335 tackles and 37 tackles for loss. Tied for 11th in school history in career tackles (ninth among linebackers) and ranked eighth among Sooners linebackers with 9.5 career sacks.
- As a junior (2019), selected Associated Press first-team All-Big 12 and first-team All-Big 12 from the conference coaches. Named Associated Press third-team All-America after registering 102 tackles, four sacks, 17 tackles for loss and four passes defended.
- As a sophomore (2018), named Associated Press second-team All-Big 12 and second-team All-Big 12 from the conference coaches after posting 155 stops, the most tackles by a Sooner since 2007. Added 4.5 sacks, 12.5 tackles for loss, a pair of pass breakups and a fumble recovery.
- As a true freshman (2017), started all 14 games and recorded 78 tackles, 7.5 tackles for loss, a sack, a forced fumble and a fumble

recovery. Earned co-Big 12 Defensive Freshman of the Year and honorable mention All-Big 12 by the conference coaches. Selected to the Football Writers Association of America Freshman All-America team and USA Today Freshman All-America.

- Earned a degree in communications from Oklahoma in December 2019.

PERSONAL:

- Attended Elkins (Missouri City, Texas) High School and was ranked as the No. 34 player in Texas by Rivals.
- As a senior, recorded 104 tackles, four sacks, six passes defended and a forced fumble.
- Also lettered in track & field. Ran the 100-meter dash, the 4x100-meter relay and the 4x200-meter relay.
- Follow Murray on X at @KennethMurray.
- Follow Murray on Instagram at @kmurr9y_.
- Born Kenneth Rogers Murray Jr. on Nov. 16, 1998 in Houston, Texas.

KENNETH MURRAY JR.'S NFL STATISTICS

REGULAR SEASON				TACKLES							INTERCEPTIONS					FUMBLES			
Year	Team	GP	GS	Tot	Solo	Asst	Sk	Yds	QBP	TFL	No	Yds	Lg	TD	PD	FF	FR	Yds	SpT
2020	L.A. Chargers	16	16	107	68	39	1.0	4.0	4	5	0	0	0	0	3	0	0	0	0
2021	L.A. Chargers	11	6	31	17	14	0.0	0.0	7	2	0	0	0	0	0	0	0	0	0
2022	L.A. Chargers	17	16	76	50	26	1.0	8.0	9	7	1	16	16	0	3	1	0	0	0
2023	L.A. Chargers	15	15	107	79	28	3.0	15.0	13	7	1	0	0	0	4	0	0	0	0
NFL Totals		59	53	321	214	107	5.0	27.0	33	21	2	16	16	0	10	1	0	0	0

PLAYOFFS				TACKLES							INTERCEPTIONS					FUMBLES			
Year	Team	GP	GS	Tot	Solo	Asst	Sk	Yds	QBP	TFL	No	Yds	Lg	TD	PD	FF	FR	Yds	SpT
2022	L.A. Chargers	1	1	8	2	6	0.5	3.0	1	0	0	0	0	0	0	0	0	0	0
NFL Totals		1	1	8	2	6	0.5	3.0	1	0	0	0	0	0	0	0	0	0	0

Single-Game Highs

Tackles - 14 vs. New England (12/6/20)
 Sacks - 1 (Five times, last vs. Denver 12/10/23)
 Tackle For Loss - 2 (Four times, last at Kansas City 10/22/23)
 Interceptions - 1 (Twice, last at Minnesota 9/24/23)
 Quarterback Pressures - 2 (Twice, last vs. Buffalo 12/23/23)
 Passes Defended - 1 (10 times, last at Las Vegas 12/14/23)
 Forced Fumbles - 1 at Las Vegas (12/4/22)

Playoff Single-Game Highs

Tackles - 8 at Jacksonville (1/14/23)
 Sacks - 0.5 at Jacksonville (1/14/23)
 Quarterback Pressures - 1 at Jacksonville (1/14/23)



89 THOMAS ODUKOYA

TIGHT END • 6'6" • 253 LBS

COLLEGE: EASTERN MICHIGAN • ACQUIRED: FREE AGENT -2022

NFL EXPERIENCE (NFL/TITANS): 1/1 • HOMETOWN: ALMERE, NETHERLANDS

GAMES PLAYED/GAMES STARTED: 0/0 (PLAYOFFS: 0/0)



PRO: The Titans signed Thomas Odukoya (OH-due-COY-ah) as an undrafted free agent following the 2022 NFL Draft as part of the NFL's International Player Pathway program. The 6-foot-6-inch, 253-pounder appeared in 40 games with 30 starts over four seasons at Eastern Michigan (2018-21), recording 21 career catches for 194 yards and four touchdowns. The Almere, Netherlands native spent his first two seasons on the Titans' practice squad.

CAREER TRANSACTIONS:

- The Almere, Netherlands, native was originally signed by the Titans as an undrafted free agent on May 3, 2022.
- Waived by the Titans on Aug. 30, 2022 and signed to the team's practice squad a day later.
- Waived by the Titans on Aug 29, 2023 and signed to the team's practice squad a day later.

SEASON RECAPS:

2023 (0/0 - Tennessee): Spent the entire season on the Titans' practice squad.

2022 (0/0 - Tennessee): Spent the entire season on the Titans' practice squad.

COLLEGE:

- As a graduate (2021), started all 13 games and recorded career-best marks in receptions (13), receiving yards (130), and tied his career-high mark with two receiving scores. Caught a season-long 18-yard pass. Earned third-team All-MAC recognition.
- As a senior (2020), started all six games and recorded five receptions for 48 yards with two touchdowns. Caught a career-long 20-yard pass. Was named a team captain. Was a semifinalist for the Campbell Trophy and

named to the John Mackey Award watch list for the second consecutive year. Selected to wear jersey No. 2, a program honor bestowed upon the most deserving pass catcher.

- As a junior (2019), appeared in all 13 games and made seven starts. Logged three receptions for 16 yards and named to the John Mackey Award watch list.
- As a redshirt sophomore (2018), saw action in eight games and made four starts.
- As a redshirt (2017), transferred to Eastern Michigan from Garden City (Kan.) Community College and appeared in the season opener but suffered a season-ending injury causing him to redshirt.
- As a freshman (2016), played one season at West Hills-Coalinga junior college where he was named all-conference after collecting 15 receptions for 184 yards and two touchdowns.
- Graduated in December 2020 with a degree in sport management from Eastern Michigan.

PERSONAL:

- Attended Helen Parkhurst (Netherlands) High School where he was a three-year captain and named the Dutch National MVP after recording 22 sacks.
- Awarded jersey No. 2 at Eastern Michigan, which is given to a player "the entire community could rally around," and according to Odukoya's head coach at Eastern Michigan, Chris Creighton, he is "a person that the entire program respects and admires."
- Son of Michael Odukoya and Lisette Blankestijn.
- Has one brother, Jayden, and three sisters, Tobi, Florine, and Robyn
- Follow Thomas on X and Instagram at @thomaso_.
- Born Thomas Ayodele Odukoya on May 5, 1997 in Almere, Netherlands.

THOMAS ODUKOYA'S NFL STATISTICS

REGULAR SEASON		RECEIVING							RUSHING				
Year	Team	GP	GS	No	Yds	Avg	Lg	TD	Att	Yds	Avg	Lg	TD
2022	Tennessee	0	0										
2023	Tennessee	0	0										
NFL Totals		0	0	0	0	-	-	0	0	0	-	-	0



61 JOHN OJUKWU

OFFENSIVE LINEMAN • 6'5" • 309 LBS

COLLEGE: BOISE STATE • ACQUIRED: FREE AGENT 2023

NFL EXPERIENCE (NFL/TITANS): 1/1 • HOMETOWN: BOISE, IDAHO

GAMES PLAYED/GAMES STARTED: 3/3 (PLAYOFFS: 0/0)



PRO: The Titans signed John Ojukwu as a rookie free agent following the 2023 NFL Draft. The 6-foot-5-inch, 309-pound offensive lineman brings size and power to the position. He started the final three games of his rookie season at jumbo tight end. The Boise, Idaho native played in 56 games with 51 starts, including 18 at right tackle and 33 at left tackle, over six seasons at Boise State.

CAREER HIGHLIGHTS:

- Ojukwu ended his Boise State career with 43 consecutive starts. He was named a team captain and All-Mountain West first team selection his senior year.

TITANS TIDBITS:

- As a junior in high school, Ojukwu weighed only 185 pounds. Knowing that he needed to gain weight to have a chance in college, he ate large amounts of food and constantly worked out. He gained close to 100 pounds in nine months with a diet that included a daily gallon of milk and sometimes whole pizzas.
- In high school, Ojukwu interned for Boise State University's sports performance department.

CAREER TRANSACTIONS:

- The Boise, Idaho native was signed by the Titans as a rookie free agent on May 12, 2023.
- Waived by the Titans on Aug. 29, 2023 and signed to the team's practice squad the next day.
- Signed by the Titans to the active roster from the practice squad on Dec. 23, 2023.

SEASON RECAPS:

2023 (3/3): Started the final three games at jumbo tight end as a rookie. Spent the first 14 games on the team's practice squad. Made his NFL debut and his first career start against Seattle (12/24/23).

- Against Seattle (12/24), started as a jumbo tight end in his first career NFL contest.
- At Houston (12/31), started at jumbo tight end.
- Against Jacksonville (1/7), started at jumbo tight end and helped block for Titans' ball carriers to gain 175 yards on the ground, including a season-high 153 rushing yards by Derrick Henry.

COLLEGE:

- Played in 56 games with 51 starts over six seasons (2017-22) at Boise State. He made 18 starts as a right tackle during his first two seasons before transitioning to left tackle to start 33 games in his final three seasons. Ended his career with 43 consecutive starts.
- As a graduate (2022), Ojukwu was the only Bronco to start all 14 games on offense. He allowed zero sacks, had zero false starts and zero holding penalties. Was named a team captain and selected to the All-Mountain West first team.
- As a senior (2021), started all 12 games at left tackle. Was named to the All-Mountain West first team.
- As a junior (2020), started all seven games at left tackle. Was named to the All-Mountain West second team.
- As a sophomore (2019), started all 11 games at right tackle. Provided protection for a Bronco offense that ranked 14th in the country in scoring (36.8 ppg).

- As a redshirt freshman (2018), appeared in 12 games, making seven starts at right tackle. Part of a Bronco line that produced a 1,000-yard rusher for the 10th-straight season. Provided protection at right tackle for Mountain West Player of the Year Brett Rypien, as the Bronco passing offense ranked 18th in the country (292.0 ypg).
- As a freshman (2017), redshirted.
- Graduated with a degree in kinesiology from Boise State in December 2022.

PERSONAL:

- Attended Boise State (Idaho) High School and became a varsity starter as a sophomore, playing both ways as an offensive tackle and defensive lineman. Also lettered in wrestling and track.
- Earned first-team All-State and All-Conference honors as a senior in 2016. Rated a three-star recruit according to Scout and 247sports.
- Played in the East-West Shrine All-Star game following his senior season.
- Siblings are Elizabeth and Robbie.
- Follow Ojukwu on X at @ojukwu1john and at on Instagram @ojukwujoh.
- Born John Francis Chudi Ojukwu on Jan. 9, 1999 in Atlanta, Ga.

JOHN OJUKWU'S NFL STATISTICS				
REGULAR SEASON				
Year	Team	GP	GS	
2023	Tennessee	3	3	
NFL Totals		3	3	
<u>Starts Breakdown:</u>				
2023 - TE 3				




85 CHIG OKONKWO

TIGHT END • 6'3" • 238 LBS

COLLEGE: MARYLAND • ACQUIRED: 4TH ROUND - 2022

NFL EXPERIENCE (NFL/TITANS): 3/3 • HOMETOWN: POWDER SPRINGS, GA.

GAMES PLAYED/GAMES STARTED: 34/19 (PLAYOFFS: 0/0)



PRO: The Titans selected Chig Okonkwo ("CHIGG oh-KAHN-kwoh") in the fourth round (143rd overall) of the 2022 NFL Draft to bring both receiving athleticism and blocking ability to the tight ends unit. In his first two seasons, Okonkwo played in 34 games with 19 starts and registered 978 yards on 86 receptions with four touchdowns. The Powder Springs, Ga., native appeared in 37 games with 20 starts over four seasons (2018-21) at Maryland and caught 77 passes for 717 yards and eight touchdowns.

CAREER HIGHLIGHTS:

- As a rookie in 2022, Okonkwo was named to the Pro Football Writers of America All-Rookie team. He saw action in all 17 games and totaled 32 receptions for 450 yards with three touchdowns. His yardage total ranked second on the team and established a new record for franchise rookie tight ends.
- In 2021, Okonkwo's 52 receptions ranked second-most by a tight end in a single season in Maryland history, behind only Frank Wycheck (58; 1990). Okonkwo's 447 receiving yards were the most by a Terps tight end since Vernon Davis (871; 2005).

TITANS TIDBITS:

- Okonkwo's father, Charlton, passed away of a heart attack when Okonkwo was 15. According to his mother, Isioma, who emigrated from Nigeria, "In our culture, the boys, even if they're young or not, they're always considered more important. When my husband passed, the people who came let him know that he's the man and now he has the responsibility to take care of his mom and his sisters." According to Okonkwo, "In our culture, [being] the man in the house is a really big deal. As the only male, I was the one giving my mom support."
- Okonkwo sat out the 2020 season with myocarditis due to COVID.
- Okonkwo is a cat lover and has a feline named Sage.
- Okonkwo and his two sisters played tennis growing up at the encouragement of their father. Okonkwo played from the time he was five or six until he was 12.
- He was a member of the Big Ten's Anti-Hate and Anti-Racism Coalition.
- In his free time, Okonkwo enjoys watching anime.

CAREER TRANSACTIONS:

- The Powder Springs, Ga., native was selected by the Titans in the fourth round (143rd overall) of the 2022 NFL Draft.

SEASON RECAPS:

- 2023 (17/11):** Played in all 17 games with 11 starts at tight end and ranked second on the team with 54 receptions and 528 receiving yards with a touchdown. Rushed twice for six yards. Collected a special teams tackle. Led or tied for the team lead in receptions four times in 2023 (vs. LAC, vs. ATL, vs. CAR, vs. SEA). Led the team in receiving yards once in 2023 (vs. SEA).
- Against L.A. Chargers (9/17), tied for the team lead with four catches for 35 yards. Snared a 20-yard reception during the Titans' second touchdown drive in the third quarter.
 - At Indianapolis (10/8), started at tight end and hauled in five passes for 33 yards. Hauled in a six-yard pass on third-and-two during the Titans' opening scoring drive in the first quarter.
 - Against Atlanta (10/29), started at tight end and tied for the team lead with four receptions for 23 yards. Kept the Titans' second touchdown drive

alive with a four-yard catch on third-and-one in the second stanza. Took a handoff and rushed for four yards and a first down on third-and-one in the second quarter. Extended the Titans' final touchdown drive with a 10-yard grab on third-and-four in the final stanza.

- Against Carolina (11/26), saw action as a reserve at tight end and tied for the team lead with four receptions for 45 yards. Posted a special teams tackle on coverage units. Helped set up the Titans' first touchdown with a 25-yard grab down to the Panthers' one-yard line.
- Against Indianapolis (12/3), started at tight end and caught three passes for 62 yards. Set up the Titans first touchdown of the afternoon with a 39-yard catch to the Colts' 22-yard line in the opening quarter.
- At Miami (12/11), snared five passes for 46 yards. Converted a third-and-four with a seven-yard catch during a Titans' touchdown drive in the fourth quarter. Helped set up the Titans' game-winning touchdown with a 16-yard reception late in the final stanza.
- Against Seattle (12/24), led the team with a career-high-tying six receptions and 63 receiving yards with his first touchdown of the season. Gave the Titans a 7-0 lead with a 12-yard touchdown catch from Derrick Henry early in the second quarter.
- Against Jacksonville (1/7), collected two receptions for 36 yards. Hauled in a 21-yard reception down to the Jaguars' 32-yard line during the Titans' opening scoring drive in the first quarter. Extended the Titans' third touchdown drive with a 15-yard grab on third-and-one in the second stanza.

2022 (17/8): Named to the Pro Football Writers of America All-Rookie team. Played in all 17 games with eight starts and set a franchise rookie tight end record and ranked second on the team with 450 receiving yards. Ranked fifth on the squad with 32 receptions. Added three receiving touchdowns. Tied for fifth on the team with seven special teams tackles. Rushed three times for two yards. Okonkwo was one of the NFL's most productive tight ends during the second half of his rookie season. From Week 9 through the end of the season, his 398 receiving yards ranked fifth in the NFL. Led or tied for the team lead in receptions three times in 2022 (at PHI, vs. JAX, at LAC). Led the team in receiving yards four times in 2022 (at IND, at KC, at PHI, at JAX). Led or tied for the team lead in special teams tackles twice in 2022 (at PHI, vs. HOU).

- Against N.Y. Giants (9/11), made his NFL debut as a reserve at tight end and registered his first career reception for 11 yards in the fourth quarter.
- At Indianapolis (10/2), made his first career start at tight end and led the team with 38 receiving yards on three catches, including his first career touchdown grab. Set up the Titans' second touchdown with a 23-yard grab down the left sideline. Increased the Titans' lead to 24-3 with an eight-yard touchdown grab over the middle in the second quarter. Sealed the victory with a seven-yard grab on third-and-four late in the fourth quarter allowing the Titans to run out the clock.
- At Kansas City (11/6), started at tight end and led the team with 48 receiving yards. Snared a reception on a tight end screen and raced 48 yards on the Titans' first play from scrimmage. Helped flip field position by keeping a 57-yard punt out of the end zone that was then downed at the Kansas City three-yard line late in the second quarter.
- Against Denver (11/13), started at tight end and snared a 41-yard reception. Extended the Titans' final scoring drive with a 41-yard catch-and-run reception to the Broncos' 20-yard line on third-and-four in the fourth quarter.



- At Philadelphia (12/4), led the team with four receptions and 68 receiving yards. Tied for the team lead with two special teams tackles on coverage units. Set up a Titans' field goal with a 41-yard catch-and-run reception in the second quarter.
- Against Jacksonville (12/11), played as a reserve at tight end and led the team with six catches for 45 yards with a touchdown. Gave the Titans' a 14-7 lead with a 10-yard touchdown reception late in the first quarter. Snared a two-point conversion in the fourth quarter.
- At L.A. Chargers (12/18), started at tight end and tied for the team lead with four receptions for 54 yards. Registered a special teams tackle. Set up the Titans' final touchdown with a 28-yard reception down to the Chargers' 21-yard line in the fourth quarter.
- At Jacksonville (1/7), started at tight end and tied for the team lead with four catches for a team-best 42 receiving yards with a touchdown. Extended the Titans' opening scoring drive with a 10-yard grab on third-and-two in the first stanza. Gave the Titans a 10-0 advantage with a 21-yard touchdown with an over-the-shoulder grab in the end zone in the second quarter.

COLLEGE:

- In four seasons at Maryland (2018-21), Okonkwo appeared in 37 games with 20 starts and tallied 77 receptions for 717 yards and eight touchdowns, and added three carries for 72 yards and three scores, including a career-long rush of 54 yards. Did not play during the 2020 season because of myocarditis due to COVID.
- As a senior (2021), started all 13 games and posted career-high marks with 52 catches for 447 yards and a team-leading five touchdowns. His 52 receptions ranked second-most by a tight end in a single season in Maryland history behind only Frank Wycheck (58; 1990), and his 447 receiving yards were the most by a Terps tight end since Vernon Davis (871; 2005).
- As a junior (2020), sat out the season with myocarditis due to COVID.
- As a sophomore (2019), appeared in all 12 games with three starts and tallied 19 catches for 201 yards and two touchdowns. Ranked second on the squad in receptions and third on the team in receiving yards.
- As a freshman (2018), saw action in 12 contests and made four starts. Amassed six catches for 69 yards and a score, and rushed three times for

- 72 yards and three touchdowns, including a career-long rush of 54 yards.
- Graduated from Maryland in May 2021 with a degree in kinesiology and also pursued a graduate degree in technology entrepreneurship.

PERSONAL:

- Attended Hillgrove (Ga.) High School where he was a consensus three-star recruit.
- Also competed in basketball and track and field (triple jump).
- He has two older sisters.
- Son of the late Charlton and Isioma Okonkwo.
- Follow Okonkwo on Instagram at @Chig and on X at @ChigTweets.
- Born Chigoziem Charlton Okonkwo on Sept. 8, 1999 in Powder Springs, Ga.

CHIG OKONKWO'S GAME-BY-GAME

2022 Tennessee Titans					RECEIVING				
Date	Opp.	W/L	P/S	No	Yds	Avg	Lg	TD	
Sept 11	NYG	L	p	1	11	11.0	11	0	
Sept 19	@ Buf	L	p	0	0	-	0	0	
Sept 25	LV	W	p	0	0	-	0	0	
Oct 2	@ Ind	W	S	3	38	12.7	23	1	
Oct 9	@ Was	W	p	0	0	-	0	0	
Oct 23	Ind	W	S	0	0	-	0	0	
Oct 30	@ Hou	W	p	1	3	3.0	3	0	
Nov 6	@ KC	L	S	1	48	48.0	48	0	
Nov 13	Den	W	S	1	41	41.0	41	0	
Nov 17	@ GB	W	S	1	31	31.0	31	0	
Nov 27	Cin	L	p	3	35	11.7	17	0	
Dec 4	@ Phi	L	p	4	68	17.0	41	0	
Dec 11	Jax	L	p	6	45	7.5	15	1	
Dec 18	@ LAC	L	S	4	54	13.5	28	0	
Dec 24	Hou	L	p	1	10	10.0	10	0	
Dec 29	Dal	L	S	3	24	8.0	12	0	
Jan 7	@ Jax	L	S	3	42	14.0	21t	1	
Totals		7-10	17/8	32	450	14.1	48	3	

2023 Tennessee Titans					RECEIVING				
Date	Opp.	W/L	P/S	No	Yds	Avg	Lg	TD	
Sept 10	@ NO	L	S	0	0	-	0	0	
Sept 17	LAC	W	S	4	35	8.8	20	0	
Sept 24	@ Cle	L	S	3	7	2.3	6	0	
Oct 1	Cin	W	p	3	29	9.7	13	0	
Oct 8	@ Ind	L	S	5	33	6.6	11	0	
Oct 15	Bal	L	p	2	18	9.0	11	0	
Oct 29	Atl	W	S	4	23	5.8	12	0	
Nov 2	@ Pit	L	S	3	28	9.3	12	0	
Nov 12	@ TB	L	S	3	27	9.0	15	0	
Nov 19	@ Jax	L	p	1	6	6.0	6	0	
Nov 26	Car	W	p	4	45	11.3	25	0	
Dec 3	Ind	L	S	3	62	20.7	39	0	
Dec 11	@ Mia	W	p	5	46	9.2	16	0	
Dec 17	Hou	L	S	3	36	12.0	22	0	
Dec 24	Sea	L	S	6	63	10.5	17	1	
Dec 31	@ Hou	L	S	3	34	11.3	21	0	
Jan 7	Jax	W	p	2	36	18.0	21	0	
Totals		6-11	17/11	54	528	9.8	39	1	



CHIG OKONKWO'S NFL STATISTICS

REGULAR SEASON

Year	Team	REGULAR SEASON			RECEIVING					RUSHING			
		GP	GS	No	Yds	Avg	Lg	TD	Att	Yds	Avg	Lg	TD
2022	Tennessee	17	8	32	450	14.1	48	3	3	2	0.7	6	0
2023	Tennessee	17	11	54	528	9.8	39	1	2	6	3.0	4	0
NFL Totals		34	19	86	978	11.4	48	4	5	8	1.6	6	0

Single-Game Highs

Receptions - 6 (Twice, last vs. Seattle 12/24/23)
 Receiving Yards - 68 at Philadelphia (12/4/22)
 Long Reception - 48 at Kansas City (11/6/22)
 Receiving Touchdowns - 1 (Four times, last vs. Seattle 12/24/23)

Additional Statistics

Special Teams Tackles - 7 (2022); 1 (2023)
 Fumble Recoveries - 1 (2023)



78 NICHOLAS PETIT-FRERE

OFFENSIVE LINEMAN • 6'5" • 316 LBS

COLLEGE: OHIO STATE • ACQUIRED: 3RD ROUND - 2022

NFL EXPERIENCE (NFL/TITANS): 3/3 • HOMETOWN: TAMPA, FLA.

GAMES PLAYED/GAMES STARTED: 19/18 (PLAYOFFS: 0/0)



PRO: The Titans used their third-round selection in the 2022 NFL Draft on offensive lineman Nicholas Petit-Frere. The 6-foot-5-inch, 316-pounder from Ohio State brings strength and athleticism to the position group. As a rookie, he started 16 games at right tackle and helped running back Derrick Henry rush for 1,538 yards, which ranked second in the NFL. In 2023, Petit-Frere appeared in just three games and finished his second NFL campaign on injured reserve. The Tampa, Fla., native played in 35 games with the Buckeyes and was a member of three consecutive Big Ten Conference championship teams.

CAREER HIGHLIGHTS:

- As a rookie in 2022, Petit-Frere started 16 games at right tackle. He joined Michael Roos (2005), Chance Warmack (2013) and Jack Conklin (2016) as the only offensive linemen in the franchise's "Titans era" (1999–present) to start at least 16 games as a rookie.

TITANS TIDBITS:

- Petit-Frere was about 270 pounds when he arrived at Ohio State, and it took him a while to get to his current weight of around 315 pounds. During the COVID-19 pandemic, he learned how to cook to help him continue his weight progress. He still enjoys cooking to this day, especially a lot of pastas, but says he can cook anything. He really enjoys trying out new recipes.
- Petit-Frere is trying to learn how to play the piano after playing the cello in middle school.
- Petit-Frere worked for Metropolitan Ministries in high school and would like to continue to be involved in education and causes to help underprivileged children and victims of domestic violence.

CAREER TRANSACTIONS:

- The Tampa, Fla., native was selected by the Titans in the third round (69th overall) of the 2022 NFL Draft.

SEASON RECAPS:

2023 (3/2): Saw action in three games with two starts at right tackle. Was suspended by the NFL for the first four games of the regular season for gambling. Was not activated for another game. Placed on injured reserve on Nov. 11 and missed the final nine contests.

- In London, against Baltimore (10/15), entered the game as a reserve at left tackle early in the third quarter.
- Against Atlanta (10/29), started at left tackle and protected for an offensive unit that accumulated 375 total yards, including a 101-yard rushing performance by Derrick Henry. Helped give rookie quarterback Will Levis time to amass 238 passing yards with four touchdown tosses in his first career start. Moved to right tackle late in the second quarter after Chris Hubbard left the game with an injury.
- At Pittsburgh (11/2), started at right tackle but left the game early in the second quarter with an injury.

2022 (16/16): Started 16 games at right tackle as a rookie and helped open holes for Derrick Henry to finish second in the NFL with 1,538 rushing yards. Was inactive for one contest.

- Against N.Y. Giants (9/11), made his NFL debut as a starter at right tackle and was a part of an offensive line that allowed just one sack for zero yards on 33 pass attempts.
- Against Las Vegas (9/25), started at right tackle and was a member of

an offensive front that allowed just one sack on 27 pass attempts.

- At Indianapolis (10/2), started at right tackle and helped open holes for Derrick Henry to amass 114 rushing yards on 22 carries with a touchdown.
- At Washington (10/9), started at right tackle and helped create running lanes for Derrick Henry to post 102 yards on the ground with two rushing scores.
- At Houston (10/30), started at right tackle and helped open holes for Titans' ball carriers to gain 314 rushing yards, the second-highest total in franchise history, including a 219-yard, two-touchdown performance by Derrick Henry.
- Against Denver (11/13), started at right tackle and was a part of an offensive front that allowed just one sack on 36 pass attempts.
- At Green Bay (11/17), started at right tackle and blocked for an offense that amassed 408 total yards with four touchdowns.
- At L.A. Chargers (12/18), started at right tackle and opened holes for Derrick Henry to amass 104 rushing yards on 21 carries with a touchdown.
- Against Houston (12/24), started at right tackle and blocked for Derrick Henry to rush for 126 yards on 23 carries with a touchdown. Left the game in the third quarter with an injury.
- At Jacksonville (1/7), started at right tackle and helped open holes for Derrick Henry to amass 109 rushing yards.

COLLEGE:

- Played parts of four seasons at Ohio State and saw action in 35 career games with 20 starts. Was a member of three consecutive Big Ten Conference championship teams (2018-20) and was a part of two Ohio State teams that qualified for the College Football Playoffs (2019-2020).
- As a junior (2021), named first team All-Big Ten by both the coaches and media after starting all 12 games at left tackle. Earned first-team All-American honors by the Football Writers Association of America and CBS Sports. Helped Ohio State rank No. 1 in the nation in total offense and scoring offense. Was on the 2021 Outland Trophy watch list.
- As a sophomore (2020), received second-team All-Big Ten honors after starting seven games at right tackle for the eighth-ranked rushing attack in the country. Selected an Ohio State scholar-athlete and named Academic All-Big Ten.
- As a redshirt freshman (2019), saw action in 13 games with one start at left tackle against Northwestern.
- As a true freshman (2018), played in three games as a reserve before being redshirted. Named an Ohio State scholar-athlete.
- Graduated in the Fall of 2021 with a bachelor's degree in business marketing from Ohio State.

PERSONAL:

- Attended Berkeley Prep (Tampa, Fla.) and was the nation's consensus top-ranked offensive tackle prospect with ESPN, Rivals and 247Sport.
- Was a consensus five-star recruit and one of just three offensive tackles in the 2018 class to receive a five-star designation. Was selected to the Under Armour All-America Game.
- As a senior (2017), was named a finalist for the Franklin D. Watkins Memorial Trophy Award, given to the top African-American high school football player in the country.
- As a junior (2016), helped lead the Buccaneers to the Class 3A state semifinals.



- Also played basketball for three years and participated in track and field as a senior.
- Was nicknamed The Law Firm in high school.
- Is the son of Loris Petit-Frere, who is a first-generation American from Haiti.
- Last name is pronounced puh-TEET FRAIR.
- Follow Petit-Frere on X at @NicholasPetit.
- Follow Petit-Frere on Instagram at @nicholas_petitfrere.
- Born Nicholas Petit-Frere on Sept. 15, 1999 in Port St. Lucie, Fla.

NICHOLAS PETIT-FRERE'S NFL STATISTICS

REGULAR SEASON

Year	Team	GP	GS
2022	Tennessee	16	16
2023	Tennessee	3	2
NFL Totals		19	18

Starts Breakdown:

2022 - RT 16; 2023 - LT 1, RT 1

Additional Career Statistics

Tackles - 1 (2022)

18 KYLE PHILIPS

WIDE RECEIVER • 5'11" • 189 LBS

COLLEGE: UCLA • ACQUIRED: 5TH ROUND - 2022

NFL EXPERIENCE (NFL/TITANS): 3/3 • HOMETOWN: SAN MARCOS, CALIF.

GAMES PLAYED/GAMES STARTED: 13/0 (PLAYOFFS: 0/0)



PRO: The Titans selected Kyle Philips in the fifth round (163rd overall) of the 2022 NFL Draft to bring quickness, sure hands and precision route running to the wide receiving corps. The 5-foot-11-inch, 189-pounder possesses the abilities to contribute heavily as a slot receiver and in the return game. During his first two NFL seasons, he totaled 23 receptions for 259 yards in 13 total games while also contributing in the return game. A native of San Marcos, Calif., Philips spent four seasons at UCLA, where he played in 34 games with 23 starts.

CAREER HIGHLIGHTS:

- In 2023, Philips caught 15 passes for 181 yards (12.1 avg.) in nine games.
- As a junior at UCLA in 2021, Philips led the Bruins in receptions (59), receiving yards (739) and receiving touchdowns (10). He also led the team in punt returns (nine) and punt return average (22.6).

TITANS TIDBITS:

- Philips' maternal grandfather was Japanese. His family was placed in the Japanese internment camps during World War II.
- His best friend is NFL safety Terrell Burgess, who was a teammate at San Marcos (Calif.) High School.
- Philips claims one of his hidden talents is badminton, and he also considers himself an excellent barbecue grillmaster.
- He lists "The Office" as his favorite TV show to binge and "Step Brothers" as his favorite movie.

CAREER TRANSACTIONS:

- The San Marcos, Calif., native was selected by the Titans in the fifth round (163rd overall) of the 2022 NFL Draft.

SEASON RECAPS:

- 2023 (9/0):** Saw action in nine games as a reserve and registered 15 catches for 181 yards. Returned four punts for 23 yards and one kickoff for 13 yards. Placed on injured reserve on Aug. 31 and missed the first four games of the regular season before being designated to return on Oct. 7. Was inactive for four contests. Tied for the team lead in receptions once (at PIT). Led the team in receiving yards twice (at PIT, at TB).
- At Indianapolis (10/8), made his season debut as a reserve at wide receiver and punt returner. Returned one punt for 12 yards in the first stanza.
 - In London, against Baltimore (10/15), played as a reserve at wide receiver and punt returner. Hauled in one pass for six yards. Returned three punts for 11 yards.
 - Against Atlanta (10/29), saw action as a reserve at wide receiver and caught three passes for 24 yards. Returned a kickoff for 13 yards on a squib kick late in the fourth quarter.
 - At Pittsburgh (11/2), played as a reserve at wide receiver and led the team with a career-best 68 receiving yards on a team-high-tying four catches. Hauled in two receptions for 45 yards during the Titans' scoring drive just before halftime.
 - At Tampa Bay (11/12), saw action as a reserve at wide receiver and led the team with 61 receiving yards on three receptions.
 - Against Jacksonville (1/7), hauled in two catches for 15 yards. Both receptions occurred in the fourth quarter and both converted third downs.

2022 (4/0): Saw action as a reserve in four games during his rookie campaign and caught eight passes for 78 yards. Returned five punts for

62 yards with a long return of 46 yards. Was inactive for two contests. Placed on injured reserve on Oct. 25 and missed the final 11 games. Led the team in receptions once in 2022 (vs. NYG). Led the team in receiving yards once in 2022 (vs. NYG).

- Against N.Y. Giants (9/11), made his NFL debut as a reserve at wide receiver and led the team with six receptions and 66 receiving yards. Returned four punts for 62 yards with a long return of 46 yards. Fielded his first career punt and raced up the left sideline for a 46-yard return to the Giants 45-yard line setting up the Titans' first scoring drive. Kept the Titans' second touchdown drive alive with a five-yard grab on third-and-five in the third quarter. Got the Titans in field goal range with a 21-yard catch along the sideline late in the fourth quarter.

COLLEGE:

- In four years at UCLA, he started 23 of his 34 games and totaled 163 receptions for 1,821 yards and 17 touchdowns. Added 25 punt returns for 496 yards (19.8 avg.) with two touchdowns. Posted at least one reception in 32 of his 34 career games, including a reception streak of 29 games to end his career. Finished his career fourth on the all-time UCLA career receptions list. Became the first Bruin to lead the team in receptions in three straight seasons since Craig Bragg from 2001 to 2004.
- As a junior (2021), started nine of his 11 games played and caught 59 passes for 739 yards and 10 touchdowns. Led Pac-12 receivers with 10 touchdown catches. Ranked second in the Pac-12 in receiving yards per game (67.18) and third in the league in receptions per game average (5.36). Averaged 22.6 yards per punt return, including an 82-yard touchdown to help UCLA rate No. 1 in the NCAA in punt returns as a team. Named first-team All-Pac-12 by the league coaches and Phil Steele. Selected to the second-team All-Pac-12 team as a kick returner by league coaches and Phil Steele. Named second-team All-Pac-12 as a receiver/returner by Associated Press and PFF.
- As a sophomore (2020), saw action in all seven games, with six starts during a season that was shortened due to the COVID-19 pandemic. His 38 catches led the team and pushed him over the 100-career catch mark (27th Bruin to do so). Returned six punts for 77 yards (12.8 avg.). Named honorable mention All-Pac-12 by the league coaches and second-team All-Pac-12 by PFF and Phil Steele.
- As a redshirt freshman (2019), saw action in all 12 games, with eight starts. Totaled a career-high 60 receptions for 681 yards and five touchdowns. His 60 catches were the most ever by a freshman player at UCLA (redshirt or true). Became the first Bruin redshirt freshman to lead the team in receptions since 2001 (Craig Bragg). Totaled three or more catches in nine games. Had 10 catches at Stanford and his two 10-plus catch efforts rank tied for third on the all-time UCLA list (behind only J.J. Stokes and Jordan Lasley, who each had three). Helped UCLA rate second in the nation in punt return average with a 22.5 yards per return mark.
- As a freshman (2018), redshirted after seeing action as a reserve receiver and special teams performer in the first four games of the season.
- Graduated from UCLA in 2021 with a degree in political science.

PERSONAL:

- Married to Sierra.
- Attended San Marcos (Calif.) High School, where he was as a four-star recruit by ESPN.com and 247 Sports. He was rated 247's No. 43 recruit



in the state of California and No. 208 in the nation, while rising to No. 263 on the ESPN 300 national list.

- As a high school senior in 2017, he produced 59 receptions for 1,318 yards and 10 touchdowns, and he was credited with 26 tackles and a pair of interceptions on defense.
- As a high school junior, he caught 65 passes for 909 yards and 11 touchdowns.
- Also participated on his high school's track and field team.
- The son of Michael and Christie Philips, he has an older sister (McKenzie) and a brother-in-law (Trevor).
- Follow Philips on X at @kylephilips17.
- Follow Philips on Instagram at @kylephilips.
- Born Kyle Michael Philips on June 17, 1999 in Las Vegas, Nev.

KYLE PHILIPS' OFFENSIVE GAME-BY-GAME

2022 Tennessee Titans				RECEIVING					
Date	Opp.	W/L	P/S	No	Yds	Avg	Lg	TD	
Sept 11	NYG	L	p	6	66	11.0	21	0	
Sept 19	@ Buf	L	p	1	5	5.0	5	0	
Sept 25	LV	W	IA						
Oct 2	@ Ind	W	p	0	0	-	0	0	
Oct 9	@ Was	W	p	1	7	7.0	7	0	
Oct 23	Ind	W	IA						
Oct 30	@ Hou			Placed on injured reserve on Oct. 25					
Totals		4-2	4/0	8	78	9.8	21	0	

2023 Tennessee Titans				RECEIVING					
Date	Opp.	W/L	P/S	No	Yds	Avg	Lg	TD	
Sept 10	@ NO	L	IR						
Sept 17	LAC	W	IR						
Sept 24	@ Cle	L	IR						
Oct 1	Cin	W	IR						
Oct 8	@ Ind	L	p	0	0	-	0	0	
Oct 15	Bal	L	p	1	6	6.0	6	0	
Oct 29	Atl	W	p	3	24	8.0	10	0	
Nov 2	@ Pit	L	p	4	68	17.0	24	0	
Nov 12	@ TB	L	p	3	61	20.3	29	0	
Nov 19	@ Jax	L	p	1	10	10.0	10	0	
Nov 26	Car	W	p	1	-3	-3.0	-3	0	
Dec 3	Ind	L	IA						
Dec 11	@ Mia	W	p	0	0	-	0	0	
Dec 17	Hou	L	IA						
Dec 24	Sea	L	IA						
Dec 31	@ Hou	L	IA						
Jan 7	Jax	W	p	2	15	7.5	10	0	
Totals		6-11	9/0	15	181	12.1	29	0	

KYLE PHILIPS' RETURN GAME-BY-GAME

2022 Tennessee Titans				PUNT RETURNS					KICKOFF RETURNS					
Date	Opp	W-L	P/S	No	FC	Yds	Avg	Lg	TD	No	Yds	Avg	Lg	TD
Sept 11	NYG	L	p	4	2	62	15.5	46	0	0	0	-	0	0
Sept 19	@ Buf	L	p	1	0	0	0.0	0	0	0	0	-	0	0
Sept 25	LV	W	IA											
Oct 2	@ Ind	W	p	0	0	0	0.0	0	0	0	0	-	0	0
Oct 9	@ Was	W	p	0	0	0	0.0	0	0	0	0	-	0	0
Oct 23	Ind	W	IA											
Oct 30	@ Hou			Placed on injured reserve on Oct. 25										
Totals		4-2	4/0	5	2	62	12.4	46	0	0	0	-	0	0

2023 Tennessee Titans				PUNT RETURNS					KICKOFF RETURNS					
Date	Opp	W-L	P/S	No	FC	Yds	Avg	Lg	TD	No	Yds	Avg	Lg	TD
Sept 10	@ NO	L	IR											
Sept 17	LAC	W	IR											
Sept 24	@ Cle	L	IR											
Oct 1	Cin	W	IR											
Oct 8	@ Ind	L	p	1	0	12	12.0	12	0	0	0	-	0	0
Oct 15	Bal	L	p	3	0	11	3.7	11	0	0	0	-	0	0
Oct 29	Atl	W	p	0	0	0	-	0	0	1	13	13.0	13	0
Nov 2	@ Pit	L	p	0	0	0	-	0	0	0	0	-	0	0
Nov 12	@ TB	L	p	0	0	0	-	0	0	0	0	-	0	0
Nov 19	@ Jax	L	p	0	0	0	-	0	0	0	0	-	0	0
Nov 26	Car	W	p	0	0	0	-	0	0	0	0	-	0	0
Dec 3	Ind	L	IA											
Dec 11	@ Mia	W	p	0	0	0	-	0	0	0	0	-	0	0
Dec 17	Hou	L	IA											
Dec 24	Sea	L	IA											
Dec 31	@ Hou	L	IA											
Jan 7	Jax	W	p	0	0	0	-	0	0	0	0	-	0	0
Totals		6-11	9/0	4	0	23	5.8	12	0	1	13	13.0	13	0



KYLE PHILIPS' NFL STATISTICS

REGULAR SEASON		RECEIVING							RUSHING				
Year	Team	GP	GS	No	Yds	Avg	Lg	TD	Att	Yds	Avg	Lg	TD
2022	Tennessee	4	0	8	78	9.8	21	0	0	0	-	0	0
2023	Tennessee	9	0	15	181	12.1	29	0	0	0	-	0	0
NFL Totals		13	0	23	259	11.3	29	0	0	0	-	0	0

REGULAR SEASON		PUNT RETURNS						KICKOFF RETURNS				
Year	Team	No	FC	Yds	Avg	Lg	TD	No	Yds	Avg	Lg	TD
2022	Tennessee	5	2	62	12.4	46	0	0	0	-	0	0
2023	Tennessee	4	0	23	5.8	12	0	1	13	13.0	13	0
NFL Totals		9	2	85	9.4	46	0	1	13	13.0	13	0

Single-Game Highs

Receptions - 6 vs. N.Y. Giants (9/11/22)

Receiving Yards - 68 at Pittsburgh (11/2/23)

Long Reception - 29 at Tampa Bay (11/12/23)

Punt Returns - 4 vs. N.Y. Giants (9/11/22)

Punt Return Yards - 62 vs. N.Y. Giants (9/11/22)

Punt Return Long - 46 vs. N.Y. Giants (9/11/22)




20 TONY POLLARD

RUNNING BACK • 6'0" • 209 LBS

COLLEGE: MEMPHIS • ACQUIRED: UNRESTRICTED FREE AGENT (DAL) - 2024

NFL EXPERIENCE (NFL/TITANS): 6/1 • HOMETOWN: MEMPHIS, TENN.

GAMES PLAYED/GAMES STARTED: 79/23 (PLAYOFFS: 4/1)



PRO: The Titans signed Tony Pollard early in the 2024 offseason to add experience and a playmaking threat to the offensive backfield. The 6-foot, 209-pounder entered the NFL as a fourth-round pick of the Dallas Cowboys in 2019. The Memphis product served primarily as a backup during his first three seasons with the Cowboys before enjoying a breakout 2022 campaign with 1,007 rushing yards and 12 total touchdowns which led to his first career Pro Bowl nod. Dallas used the franchise tag on Pollard heading into the 2023 season, and he responded with 1,005 yards on the ground and six scores.

CAREER HIGHLIGHTS:

- In 2023, Pollard started all 17 games for the first time in his career and led the Cowboys with 1,005 rushing yards on a career-high 252 carries with six touchdowns.
- In 2022, Pollard was selected to his first career Pro Bowl after rushing 193 times for 1,007 yards and nine scores, while averaging 5.2 yards-per-carry to rank third in the NFL.
- Pollard had a memorable 100-yard kickoff return for a touchdown against the Las Vegas Raiders on Thanksgiving Day in 2021.

TITANS TIDBITS:

- Pollard's family owns Pollard's Bar-B-Q restaurant in his hometown of Memphis. Starting from humble beginnings, Pollard's was first established as a mobile catering business in 1995. As the demand for their unique southern style of Memphis BBQ grew, Pollard's reopened in the fall of 1996 as a small carry-out catering business. In 2011, Pollard's answered the overwhelming demands of its growing customer base by becoming a dine-in restaurant. With the new expansion came bigger and better things, such as an expanded menu and an upscale renovation by Food Network's Robert Irvine from Restaurant Impossible.
- Pollard was a dynamic kickoff returner at the collegiate level, tying a FBS record with seven career kickoff returns for touchdowns during his Memphis career.

CAREER TRANSACTIONS:

- The Memphis, Tenn., native was selected by the Dallas Cowboys in the fourth round (128th overall) the 2019 NFL Draft.
- Designated by the Cowboys as the non-exclusive franchise player on March 6, 2023 and signed the franchise tag tender on March 23, 2023.
- Signed by the Titans as an unrestricted free agent on March 14, 2024.

SEASON RECAPS:

2023 (17/17, 1/1 - Dallas): Started all 17 games for the first time in his career and led the team with 1,005 rushing yards on a career-high 252 carries with six touchdowns. Also finished third on the offense with a career-best 55 receptions for 311 yards (fifth). Combined with his 1,007 rushing yards in 2022, became the sixth running back in team history to have consecutive 1,000-yard seasons, joining Calvin Hill, Tony Dorsett, Emmitt Smith, DeMarco Murray and Ezekiel Elliott. Started the postseason contest and carried the ball 15 times for 56 yards to go along with seven receptions for 29 yards.

- At N.Y. Giants (9/10), rushed for 70 yards on 14 carries and totaled two touchdowns on the ground, his fourth career game with multiple rushing touchdowns.
- Against N.Y. Jets (9/17), tallied a career-high 25 carries for 72 yards and caught seven passes for 37 yards for a career-high 32 total touches.
- At Arizona (9/24), carried the ball 23 times for a season-best 122 yards (5.3 avg.) - third-most rushing yards in a game of his career. It also marked

his seventh career 100-yard rushing game and his first since he had 115 yards at Green Bay (11/13/22).

- At L.A. Chargers (10/16), finished with 110 scrimmage yards (30 rushing; 80 receiving), his third game of the season - 15th of his career - with 100-plus scrimmage yards. Had a 60-yard reception - second-longest catch of his career.
- Against Washington (11/23), recorded 13 carries for 79 yards and a touchdown while catching six passes for 24 yards, his fourth game with 100 scrimmage yards in 2023 and 16th of his career.
- Against Seattle (11/30), notched 20 carries for 68 yards and a touchdown. Marked his third consecutive game with a rushing touchdown, a career-long touchdown streak.
- At Washington (1/7), recorded 17 carries for 70 yards and a score, adding two catches for 16 yards. Eclipsed 1,000 rushing yards on the season (1,005) to become the sixth running back in team history to have consecutive 1,000-yard seasons.
- Against Green Bay (1/14), made his first career postseason start in the Wild Card Playoff Game and rushed 15 times for 56 yards and a touchdown while catching seven passes for 29 yards. His seven receptions tied for the second-most by a running back in a postseason game in team history.

2022 (16/4, 2/0 - Dallas): Earned his first Pro Bowl nod after seeing action in 16 games with four starts at running back. Set the tone for the Dallas rushing attack, toting the rock 193 times for 1,007 yards - his first career 1,000-yard season - and nine scores, averaging 5.2 yards-per-carry to rank third in the NFL. Also caught a then career-high tying 39 passes for a career-best 371 yards and three scores. Combining his rushing and receiving average, he led the NFL with 5.94 yards-per-touch. Was inactive for one contest. Appeared as a reserve in both postseason games and amassed 21 carries for 99 yards while adding five catches for 23 yards.

- At N.Y. Giants (9/26), led the team with 105 yards (8.1 avg.) on 13 carries.
- At L.A. Rams (10/9), provided 86 yards on eight carries with a 57-yard rushing score - the second-longest rushing score of his career.
- Against Chicago (10/30), carried the ball 14 times for 131 yards and a career-best three rushing scores - the first Cowboy with three rushing scores since Dak Prescott had three at Atlanta (9/20/20).
- At Green Bay (11/13), toted the rock a career-high 22 times for 115 yards and a score, topping 3,000 career scrimmage yards in the process.
- At Minnesota (11/20), finished with a career-high 189 scrimmage yards (109 receiving; 80 rushing) and two receiving scores. Became the fourth NFL player since 1990 with at least 75 rushing yards, 100 receiving yards and two touchdowns in a game, joining Joey Galloway, Todd Gurley and LaDainian Tomlinson.
- At Jacksonville (12/14), led the offense with 19 carries for 75 yards and caught four passes for 31 yards - his seventh game with 100 scrimmage yards.
- At Washington (1/8/23), rushed seven times for 19 yards to surpass 1,000 yards on the ground for the first time in his career.
- At Tampa Bay (1/26), led all rushers with 77 yards on 15 carries in the Wild Card Game.

2021 (15/0, 1/0 - Dallas): Appeared as a reserve in 15 games and rushed for 719 yards and two touchdowns on 130 carries. Caught 39 passes for 337 yards. Also recorded 17 kick returns for 481 yards with a touchdown while tying for second on the team with five special teams tackles. Was inactive for two contests. Saw action in his first career playoff contest and rushed four times for 14 yards and added two receptions for 12 yards.

- At L.A. Chargers (9/19), collected 109 yards and a score on 13 carries and caught three balls for 31 yards in the win.



- Against N.Y. Giants (10/10), produced 14 carries for 75 yards as he teamed with Ezekiel Elliott to give Dallas 200 total rushing yards for the second consecutive game.
- Against Las Vegas (11/25), posted his first career kick return for a touchdown, taking a return back 100 yards. Finished the Thanksgiving Day game with three returns for 129 yards, 10 rushes for 36 yards, four receptions for 32 yards and two special teams tackles.
- At New Orleans (12/2), had a career-long 58-yard scoring jaunt, finishing with 71 yards on seven carries, catching two passes for three yards and returning one kick for 22 yards.
- At N.Y. Giants (12/19), led the team with 74 yards on 12 rushes and caught three passes for 13 yards.
- Against Arizona (1/2), produced nine rushing yards and 49 receiving yards, topping 1,000 scrimmage yards for the season - his first career 1,000-scrimmage yard campaign.

2020 (16/2 - Dallas): Played in all 16 games with two starts at running back and rushed for 435 yards and four touchdowns on 101 carries while catching 28 passes for 193 yards and a touchdown. Finished fourth in the NFL with 766 kickoff return yards and tied for second in the league with 32 returns.

- Against Atlanta (9/20), logged his first career start as Dallas opened the game with two running backs. Topped 100 kickoff return yards for the first time in his career.
- At Washington (10/15), notched a season-long kickoff return of 67 yards.
- At Philadelphia (11/1), rushed seven times for 40 yards, caught two passes for 24 yards and returned three kicks for 49 yards.
- At Minnesota (11/22), rushed five times for 60 yards with a 42-yard touchdown.
- At Baltimore (12/8), posted a season-high 126 kickoff return yards.

2019 (15/0 - Dallas): Saw action as a reserve in 15 games as a rookie and rushed 86 times for 455 yards with two touchdowns. Added 15 catches for 107 yards with a score. Returned 14 kickoffs for 245 yards. Was inactive for one contest.

- Against N.Y. Giants (9/8), made his NFL debut in the opener and had 24 yards on 13 carries.
- Against Miami (9/22), tallied his first career 100-yard outing and touchdown, finishing the game with 103 rushing yards and a score. Teamed with Ezekiel Elliott (125) to mark the fourth time in franchise history the Cowboys had a pair of 100-yard rushers in the same game.
- At Detroit (11/17), posted his first career receiving touchdown on a 21-yard pass from Dak Prescott. Along with Ezekiel Elliott's receiving score, it marked the first time since 2001 Dallas had two running backs each with a receiving touchdown.
- Against the L.A. Rams (12/15), collected a season-high 131 yards on 12 carries with a touchdown. Scored on a 44-yard scamper late in the fourth quarter.

COLLEGE:

- In three playing seasons at Memphis (2016-18), Pollard played in 40 games and totaled 139 carries for 973 yards with nine rushing touchdowns and added 1,292 yards on 104 career receptions with nine receiving scores. He was considered one of the best kickoff return specialists in college football, tying a FBS record with seven career kick-return touchdowns, 87 kickoff returns (second in school history), 2,616 kickoff return yards (second in school history), 30.1 kick-return average (school record). He finished his career ranked second in school history with 4,680 all-purpose yards.
- As a junior (2018), saw action in 14 games and set career-bests with 78 rush attempts for 552 yards and six touchdowns, while adding 39 catches for 458 yards and three touchdowns through the air. Returned 27 kickoffs for 667 yards with a touchdown.
- As a sophomore (2017), played in all 13 games and registered 22 kick returns for 881 yards, 30 rushes for 230 yards, 36 receptions for 536 yards and one punt return for two yards. Logged a team-high 1,649 all-purpose yards which was the fourth-most for a season in school history. Led the nation in kick-return average at 40.0 yards per return and tied for FBS lead with four kick returns for touchdowns. Finished as the team's second-leading receiver with 536 yards on 36 catches and the squad's third-leading rusher with 230 yards.
- As a redshirt freshman (2016), played in all 13 games and made seven starts at running back. Made an immediate impact in his first collegiate season as one of college football's top kick returners. Ranked among FBS leaders in kick return total yards (2nd; 1,068), kick return average

(8th; 28.1 ypr), kick return touchdowns (2nd; 2) and total kick returns (6th; 38). Rushed for 159 yards on 31 carries with a score. Ranked third on the squad with 29 catches for 298 yards and two touchdowns.

- As a true freshman (2015), redshirted.
- Graduated from Memphis with a degree in sport and leisure management.

PERSONAL:

- Attended Melrose (Memphis, Tenn.) High School, where he was a two-way all-district selection at both wide receiver and defensive back.
- As a senior (2014), registered over 1,200 receiving yards and 20 touchdowns. Named to The Commercial Appeal 2014 Class 4A-5A Best of the Preps Team after helping the Golden Wildcats to an 8-3 record and a state playoffs appearance. Selected to play in the AutoZone Liberty Bowl All-Star Game.
- As a junior (2013), helped lead Melrose to an 8-4 record and a TSSAA Class 5A state playoffs berth.
- Son of Torria and Tarrance Pollard. Has two siblings, Tneshia and Terrion.
- Follow Pollard on X at @Tp_5 and on Instagram at @playmaker_tp.
- Born Tony Randall Pollard on April 30, 1997 in Memphis, Tenn.



TONY POLLARD'S GAME-BY-GAME

2019 Dallas Cowboys				RUSHING					RECEIVING				
Date	Opp	W/L	P/S	Att	Yds	Avg	Lg	TD	No	Yds	Avg	Lg	TD
Sept 8	NYG	W	p	13	24	1.8	6	0	0	0	-	0	0
Sept 15	@ Was	W	p	4	22	5.5	10	0	1	3	3	3	0
Sept 22	Mia	W	p	13	103	7.9	28	1	3	25	8.3	12	0
Sept 29	@ NO	L	p	0	0	-	0	0	0	0	-	0	0
Oct 6	GB	L	p	4	19	4.8	7	0	0	0	-	0	0
Oct 13	@ NYJ	L	p	3	13	4.3	10	0	0	0	-	0	0
Oct 20	Phi	W	p	8	28	3.5	11	0	0	0	-	0	0
Nov 4	@ NYG	W	p	3	21	7	10	0	1	9	9	9	0
Nov 10	Min	L	p	1	-4	-4	-4	0	0	0	-	0	0
Nov 17	@ Det	W	p	2	12	6	7	0	4	44	11	21t	1
Nov 24	@ NE	L	p	4	19	4.8	8	0	3	9	3	8	0
Nov 28	Buf	L	p	3	7	2.3	4	0	0	0	-	0	0
Dec 5	@ Chi	L	IA										
Dec 15	LAR	W	p	12	131	10.9	44t	1	2	12	6	8	0
Dec 22	@ Phi	L	p	2	0	0	1	0	0	0	-	0	0
Dec 29	Was	W	p	14	60	4.3	11	0	1	5	5	5	0
Totals		8-8	15/0	86	455	5.3	44t	2	15	107	7.1	21t	1

2020 Dallas Cowboys				RUSHING					RECEIVING				
Date	Opp	W/L	P/S	Att	Yds	Avg	Lg	TD	No	Yds	Avg	Lg	TD
Sept 13	LAR	L	p	2	10	5	6	0	2	22	11	18	0
Sept 20	Atl	W	S	2	6	3	3	0	1	3	3	3	0
Sept 27	@ Sea	L	p	0	0	-	0	0	1	-5	-5	-5	0
Oct 4	Cle	L	p	3	16	5.3	8	1	1	16	16	16	0
Oct 11	NYG	W	p	6	30	5	13	0	2	2	1	9	0
Oct 19	Ari	L	p	10	31	3.1	12	0	2	9	4.5	5	0
Oct 25	@ Was	L	p	8	16	2	6	0	1	6	6	6	0
Nov 1	@ Phi	L	p	7	40	5.7	14	0	2	24	12	14	0
Nov 8	Pit	L	p	9	57	6.3	20	0	1	1	1	1	0
Nov 22	@ Min	W	p	5	60	12	42t	1	0	0	-	0	0
Nov 26	Was	L	p	4	12	3	5	0	2	10	5	6	0
Dec 8	@ Bal	L	p	8	22	2.8	12	0	1	6	6	6	0
Dec 13	@ Cin	W	p	11	39	3.5	17	0	2	9	4.5	7t	1
Dec 20	SF	W	S	12	69	5.8	40t	2	6	63	10.5	30	0
Dec 27	Phi	W	p	9	12	1.3	7	0	1	8	8	8	0
Jan 3	@ NYG	L	p	5	15	3	6	0	3	19	6.3	10	0
Totals		6-10	16/2	101	435	4.3	42t	4	28	193	6.9	30	1

2021 Dallas Cowboys				RUSHING					RECEIVING				
Date	Opp	W/L	P/S	Att	Yds	Avg	Lg	TD	No	Yds	Avg	Lg	TD
Sept 9	@ TB	L	p	3	14	4.7	11	0	4	29	7.3	11	0
Sept 19	@ LAC	W	p	13	109	8.4	28	1	3	31	10.3	13	0
Sept 27	Phi	W	p	11	60	5.5	11	0	1	5	5	5	0
Oct 3	Car	W	p	10	67	6.7	18	0	0	0	-	0	0
Oct 10	NYG	W	p	14	75	5.4	17	0	4	28	7	13	0
Oct 17	@ NE	W	p	10	41	4.1	9	0	3	22	7.3	13	0
Oct 31	@ Min	W	p	7	26	3.7	7	0	1	1	1	1	0
Nov 7	Den	L	p	4	11	2.8	8	0	1	32	32	32	0
Nov 14	Atl	W	p	11	42	3.8	15	0	6	56	9.3	19	0
Nov 21	@ KC	L	p	7	50	7.1	31	0	2	20	10	14	0
Nov 25	LV	L	p	10	36	3.6	12	0	4	32	8	13	0
Dec 2	@ NO	W	p	7	71	10.1	58t	1	2	3	1.5	2	0
Dec 12	@ Was	W	IA										
Dec 19	@ NYG	W	p	12	74	6.2	17	0	3	13	4.3	7	0
Dec 26	Was	W	p	8	34	4.3	9	0	2	16	8	9	0
Jan 2	Ari	L	p	3	9	3	5	0	3	49	16.3	31	0
Jan 8	@ Phi	W	IA										
Totals		12-5	15/0	130	719	5.5	58t	2	39	337	8.6	32	0
Playoffs													
Jan 16	SF	L	p	4	14	3.5	8	0	2	12	6.0	10	0
Totals		0-1	1/1	4	14	3.5	8	0	2	12	6.0	10	0

2022 Dallas Cowboys				RUSHING					RECEIVING				
Date	Opp	W/L	P/S	Att	Yds	Avg	Lg	TD	No	Yds	Avg	Lg	TD
Sept 11	TB	L	S	6	8	1.3	9	0	2	14	7	10	0
Sept 18	Cin	W	p	9	43	4.8	17	1	4	55	13.8	46	0
Sept 26	@ NYG	W	p	13	105	8.1	46	0	0	0	-	0	0
Oct 2	Was	W	p	8	6	0.8	9	0	1	2	2	2	0
Oct 9	@ LAR	W	p	8	86	10.8	57t	1	0	0	-	0	0
Oct 16	@ Phi	L	p	11	44	4	15	0	2	8	4	8	0
Oct 23	Det	W	p	12	83	6.9	28	0	2	26	13	19	0
Oct 30	Chi	W	S	14	131	9.4	54t	3	1	16	16	16	0
Nov 13	@ GB	L	S	22	115	5.2	14	1	3	13	4.3	9	0
Nov 20	@ Min	W	p	15	80	5.3	20	0	6	109	18.2	68t	2
Nov 24	NYG	W	p	18	60	3.3	13	0	2	1	0.5	2	0
Dec 4	Ind	W	S	12	91	7.6	30t	2	2	15	7.5	10	0
Dec 11	Hou	W	p	10	42	4.2	18	1	4	20	5	10t	1
Dec 18	@ Jax	L	p	19	75	3.9	21	0	4	31	7.8	11	0
Dec 24	Phi	W	p	9	19	2.1	8	0	6	61	10.2	13	0
Dec 29	@ Ten	W	IA										
Jan 8	@ Was	L	p	7	19	2.7	5	0	0	0	-	0	0
Totals		12-5	16/4	193	1,007	5.2	57t	9	39	371	9.5	68t	3

2023 Dallas Cowboys				RUSHING					RECEIVING				
Date	Opp	W/L	P/S	Att	Yds	Avg	Lg	TD	No	Yds	Avg	Lg	TD
Sept 10	@ NYG	W	S	14	70	5	25	2	2	12	6	7	0
Sept 17	NYJ	W	S	25	72	2.9	23	0	7	37	5.3	19	0
Sept 24	@ Ari	L	S	23	122	5.3	31	0	3	-1	-0.3	2	0
Oct 1	NE	W	S	11	47	4.3	16	0	3	13	4.3	6	0
Oct 8	@ SF	L	S	8	29	3.6	10	0	4	35	8.8	26	0
Oct 16	@ LAC	W	S	15	30	2	7	0	6	80	13.3	60	0
Oct 29	LAR	W	S	12	53	4.4	13	0	1	2	2	2	0
Nov 5	@ Phi	L	S	12	51	4.3	15	0	3	12	4	8	0
Nov 12	NYG	W	S	15	55	3.7	15	0	0	0	-	0	0
Nov 19	@ Car	W	S	12	61	5.1	22	1	4	19	4.8	12	0
Nov 23	Was	W	S	13	79	6.1	27	1	6	24	4	10	0
Nov 30	Sea	W	S	20	68	3.4	16	1	3	15	5	12	0
Dec 10	Phi	W	S	16	59	3.7	11	0	7	37	5.3	8	0
Dec 17	@ Buf	L	S	11	52	4.7	11	0	2	5	2.5	5	0
Dec 24	@ Mia	L	S	12	38	3.2	7	0	1	5	5	5	0
Dec 30	Det	W	S	16	49	3.1	18	0	1	0	0	0	0
Jan 7	@ Was	W	S	17	70	4.1	12	1	2	16	8	12	0
Totals		12-5	17/17	252	1005	4.0	31	6	55	311	5.7	60	0

2024 Dallas Cowboys				RUSHING					RECEIVING				
Date	Opp	W/L	P/S	Att	Yds	Avg	Lg	TD	No	Yds	Avg	Lg	TD
Jan 14	GB	L	S	15	56	3.7	11	1	7	29	4.1	9	0
Totals		0-1	1/1	15	56	3.7	11	1	7	29	4.1	9	0



TONY POLLARD'S NFL STATISTICS

REGULAR SEASON

Year	Team	REGULAR SEASON		RUSHING					RECEIVING				
		GP	GS	Att	Yds	Avg	Lg	TD	No	Yds	Avg	Lg	TD
2019	Dallas	15	0	86	455	5.3	44t	2	15	107	7.1	21t	1
2020	Dallas	16	2	101	435	4.3	42t	4	28	193	6.9	30	1
2021	Dallas	15	0	130	719	5.5	58t	2	39	337	8.6	32	0
2022	Dallas	16	4	193	1,007	5.2	57t	9	39	371	9.5	68t	3
2023	Dallas	17	17	252	1,005	4.0	31	6	55	311	5.7	60	0
NFL Totals		79	23	762	3,621	4.8	58t	23	176	1,319	7.5	68t	5

REGULAR SEASON

Year	Team	REGULAR SEASON		PUNT RETURNS				KICKOFF RETURNS				
		No	FC	Yds	Avg	Lg	TD	No	Yds	Avg	Lg	TD
2019	Dallas	0	0	0	-	0	0	14	245	17.5	30	0
2020	Dallas	0	0	0	-	0	0	32	766	23.9	67	0
2021	Dallas	0	0	0	-	0	0	17	489	28.8	100t	1
NFL Totals		0	0	0	-	0	0	63	1,500	23.8	100t	1

PLAYOFFS

Year	Team	PLAYOFFS		RUSHING					RECEIVING				
		GP	GS	Att	Yds	Avg	Lg	TD	No	Yds	Avg	Lg	TD
2021	Dallas	1	0	4	14	3.5	8	0	2	12	6.0	10	0
2022	Dallas	2	0	21	99	4.7	18	0	5	23	4.6	8	0
2023	Dallas	1	1	15	56	3.7	11	1	7	29	4.1	9	0
NFL Totals		4	1	40	169	4.2	18	1	14	64	4.6	10	0

PLAYOFFS

Year	Team	PLAYOFFS		PUNT RETURNS				KICKOFF RETURNS				
		No	FC	Yds	Avg	Lg	TD	No	Yds	Avg	Lg	TD
2021	Dallas	0	0	0	-	0	0	2	50	25.0	32	0
NFL Totals		0	0	0	-	0	0	2	50	25.0	32	0

Single-Game Highs

Rushes - 25 vs. N.Y. Jets (9/17/23)
 Rushing Yards - 131 (Twice, last vs. Chicago 10/30/22)
 Long Rush - 58t at New Orleans (12/2/21)
 Touchdowns - 3 vs. Chicago (10/30/22)
 Receptions - 7 (Twice, last vs. Philadelphia 12/10/23)
 Receiving Yards - 109 at Minnesota (11/20/22)
 Long Reception - 68t at Minnesota (11/20/22)
 Touchdowns - 2 at Minnesota (11/20/22)
 Kickoff Returns - 5 vs. Atlanta (9/20/20)
 Kickoff Return Yards - 129 vs. Las Vegas (11/25/21)
 Long Kickoff Return - 100t vs. Las Vegas (11/25/21)
 Kickoff Return Touchdowns - 1 vs. Las Vegas (11/25/21)

Playoff Single-Game Highs

Rushes - 15 (Twice, last vs. Green Bay 1/14/24)
 Rushing Yards - 77 at Tampa Bay (1/16/24)
 Long Rush - 18 at Tampa Bay (1/16/23)
 Touchdowns - 1 vs. Green Bay (1/14/24)
 Receptions - 7 vs. Green Bay (1/14/24)
 Receiving Yards - 29 vs. Green Bay (1/14/24)
 Long Reception - 10 vs. San Francisco (1/16/22)
 Kickoff Returns - 2 vs. San Francisco (1/16/22)
 Kickoff Return Yards - 50 vs. San Francisco (1/16/22)
 Long Kickoff Return - 32 vs. San Francisco (1/16/22)

Additional Statistics

Tackles - 1 (2019); 1 (2020)
 Two-Point Conversions - 1 run (2019), 1 run (2023)
 Fumble Recoveries - 1 (2021)




75 DILLON RADUNZ

OFFENSIVE LINEMAN • 6'6" • 301 LBS

COLLEGE: NORTH DAKOTA STATE • ACQUIRED: 2ND ROUND - 2021

NFL EXPERIENCE (NFL/TITANS): 4/4 • HOMETOWN: BECKER, MINN.

GAMES PLAYED/GAMES STARTED: 39/16 (PLAYOFFS: 0/0)



PRO: The Titans used their second-round selection in the 2021 NFL Draft on offensive lineman Dillon Radunz (pronounced "RAY-dinz"), who brings athleticism and versatility to the position group. During his first three seasons, the 6-foot-6-inch, 301-pounder appeared in 39 games with 16 starts, including a career-best 11 starts in 2023. His experience through his first three campaigns included multiple starts at four different positions on the offensive line—every position other than center. A native of Becker, Minn., Radunz declared for the NFL Draft after North Dakota State's lone fall game his senior season, choosing to forego the Bisons' spring football schedule.

CAREER HIGHLIGHTS:

- In 2023, Radunz returned from a season-ending knee injury during the previous season to record career highs with 16 games played and 11 starts. He logged starts at four different offensive line positions: seven starts at right tackle, two starts at left guard, one start at left tackle and one start at right guard.
- In 2022, Radunz set a career high with four starts, including two starts at right guard and two starts at left guard.
- In 2021, Radunz logged his first career NFL start at left tackle on Thursday Night Football against San Francisco (12/23).

TITANS TIDBITS:

- Radunz has a long history with the jersey number 75. At Becker (Minn.) High School, No. 75 was passed down from the previous player of the year to him. After he won the player of the year award, he passed it on to the next winner. Then he was issued the number at North Dakota State and later passed it on to his younger brother, Nick.
- The community fellowship program Alcoholics Anonymous has a special place in Radunz's life due to his father's struggles with alcoholism. His father, Jeff, passed away at the age of 45 in an alcohol-related incident when Dillon was 12.
- During the COVID-19 pandemic in 2020-21, Radunz took up golfing and went hog hunting for the first time in Oklahoma. He is also trying to learn how to play the guitar.
- He was voted by his teammates as the Ed Block Courage Award winner for the Titans in 2023 after coming back from a knee injury that he suffered in 2022.

CAREER TRANSACTIONS:

- The Becker, Minn., native was selected by the Titans in the second round (53rd overall) of the 2021 NFL Draft.

SEASON RECAPS:

2023 (16/11): Returned from a significant knee injury at the end of the 2022 campaign to play in 16 games with 11 starts and helped open holes for Derrick Henry to finish second in the NFL with 1,167 rushing yards. Made starts at four spots on the offensive front: right tackle (seven), left guard (two), right guard (one) and left tackle (one). Was inactive for the regular season opener.

- Against L.A. Chargers (9/17), returned to the lineup and saw significant action as a reserve at left guard and was a part of an offensive front that blocked for a unit that amassed 341 total yards, including 141 yards on the ground.
- Against Cincinnati (10/1), started at left guard and was a member of an

offensive line that protected for a group that accumulated 400 total yards, including 173 yards on the ground.

- At Pittsburgh (11/2), saw significant action as a reserve at right tackle after Nicholas Petit-Frere left the game with an injury early in the second quarter. Also saw a snap at right guard when Daniel Brunskill missed a play because of injury.
- At Tampa Bay (11/12), started at right guard. Moved to left tackle in the second quarter after Andre Dillard left the game with an injury.
- Against Indianapolis (12/3), started at right tackle and helped open holes for Titans' ball carriers to gain 177 yards on the ground, including 102 yards and two rushing scores from Derrick Henry.
- At Miami (12/11), started at right tackle and protected for an offense that amassed a season-best 403 total yards, including a career-high 327 passing yards for Will Levis.
- Against Seattle (12/24), started at right tackle and helped open holes for Titans' rushers to gain 162 yards on the ground.
- Against Jacksonville (1/7), started at right tackle and helped block for Titans' ball carriers to gain 175 yards on the ground, including a season-high 153 rushing yards by Derrick Henry.

2022 (11/4): Saw action in 11 games with four starts, two at left guard and two at right guard. Also saw action as a reserve at left tackle. Did not play in three games. Placed on injured reserve on Dec. 21 and missed the final three contests.

- At Washington (10/9), made his first start of the season at right guard and helped create running lanes for Derrick Henry to post 102 yards on the ground with two rushing scores.
- Against Indianapolis (10/23), started at right guard and blocked for Derrick Henry to collect 128 yards on the ground.
- At Green Bay (11/17), made his first career start at left guard and blocked for an offense that amassed 408 total yards with four touchdowns.

2021 (12/1, 0/0): Played in 12 games with one start at left tackle during his rookie campaign. Was inactive for five regular season games and the postseason contest. Made his NFL debut at Seattle (9/19/21). Made his first career NFL start against San Francisco (12/23/21).

- At Seattle (9/19), saw action in his first NFL contest on special teams.
- Against Kansas City (10/24), saw significant action at left guard after Rodger Saffold III left the game with an injury. Played limited snaps at right guard after Nate Davis left the game briefly with an injury. Helped block for an offense that registered 369 total yards while only allowing one sack on 28 pass attempts.
- At L.A. Rams (11/7), saw action on special teams and as an extra tight end in jumbo sets.
- Against San Francisco (12/23), made his first career NFL start at left tackle. Helped the Titans convert a season-high nine third downs on 16 attempts in the game, while scoring on four of its five possessions in the second half.

COLLEGE:

- Played parts of four seasons at North Dakota State and saw action in 33 career games with 32 starts. Was a member of four Missouri Valley Football Conference championship teams and three NCAA Division I football national championships. Selected as a two-time FCS All-American and 2019 consensus first-team pick.
- As a senior (2020), made his 32nd consecutive and final start at left



tackle for the Bison in the Oct. 3 season opener. Participated in the 2021 Reese's Senior Bowl.

- As a junior (2019), was a consensus first team All-American by the Associated Press, AFCA, STATS, HERO Sports, FCS Athletic Directors Association, Walter Camp Football Foundation, Phil Steele and Athlon Sports. Named All-Missouri Valley Football Conference first team after starting all 16 games at left tackle. NDSU rushed for a school-record 4,601 yards and ranked fourth in the FCS with 287.6 rushing yards per game.
- As a sophomore (2018), named All-Missouri Valley Football Conference second team after starting all 15 games at left tackle. Selected HERO Sports FCS sophomore All-American.
- As a redshirt freshman (2017), suffered a season-ending injury in the season opener.
- As a true freshman (2016), redshirted.
- Graduated in December 2020 with a bachelor's degree in industrial engineering and management from North Dakota State.

PERSONAL:

- Married to Abbi.
- Attended Becker (Minn.) High School and was a two-year starting left tackle for the back-to-back Minnesota Class 4A state champions in 2014 and 2015. His team went 25-1 over the two title-winning seasons.
- As a senior (2015), was a Top 10 finalist for Mr. Football in Minnesota while helping pave the way for a team that rushed for 3,091 yards and

passed for 2,251 yards with 77 touchdowns.

- In 2015, was a team captain and district MVP who earned all-state recognition from the Associated Press, KARE-11 TV and Minnesota Vikings along with all-conference and all-metro honors.
- As a defensive lineman, finished his high school career with 99 solo tackles and 64 assisted tackles, including 14 quarterback sacks.
- Was named all-conference in basketball, where he was a three-year starter.
- Also competed in track and field and was a sixth-place finisher in the shot put at the 2015 Class 2A state meet.
- Has an older sister, Danielle, and a younger brother, Nick, who is an offensive lineman who joined the North Dakota State football program in spring 2020.
- Last name is pronounced RAY-dinz.
- Follow Radunz on X at @DillonRadunz.
- Follow Radunz on Instagram at @dillon.radunz.
- Born Dillon Jeffrey Radunz on March 28, 1998 in St. Cloud, Minn.

DILLON RADUNZ'S NFL STATISTICS

REGULAR SEASON

Year	Team	GP	GS
2021	Tennessee	12	1
2022	Tennessee	11	4
2023	Tennessee	16	11
NFL Totals		39	16

PLAYOFFS

Year	Team	GP	GS
2021	Tennessee	0	0
NFL Totals		0	0

Starts Breakdown:

2021 - LT 1; 2022 - RG - 2, LG - 2; 2023 - LG 2, RG 1, LT 1, RT 7

Additional Career Statistics

Misc. Tackles - 1 (2021), 1 (2023)



41 OTIS REESE IV

LINEBACKER • 6'3" • 214 LBS

COLLEGE: MISSISSIPPI • ACQUIRED: FREE AGENT - 2023

NFL EXPERIENCE (NFL/TITANS): 2/2 • HOMETOWN: LEESBURG, GA.

GAMES PLAYED/GAMES STARTED: 7/3 (PLAYOFFS: 0/0)



PRO: The Titans signed Otis Reese IV as a rookie free agent after the 2023 NFL Draft. The 6-foot-3-inch, 214-pounder made the 53-man roster out of training camp and brings a versatile skill set as a defender and also adds value on special teams. As a rookie, he appeared in seven games with three starts at linebacker and registered 16 tackles while also contributing five special teams stops. The Leesburg, Ga., native played in 25 games with one start over two seasons at Georgia before transferring to Mississippi where he recorded 198 tackles, 10 stops for loss, 4.5 sacks, two interceptions, eight passes defended, a forced fumble and a fumble recovery in 29 games over three seasons.

TITANS TIDBITS:

- Played safety during his college career, but made the transition to linebacker once he arrived with the Titans.
- When asked what he would be if not an NFL player, Reese said he never considered a plan B. "If I didn't make it, I was going to keep trying until I did."

CAREER TRANSACTIONS:

- The Leesburg, Ga., native was signed by the Titans as an undrafted free agent on May 12, 2023.
- Waived by the Titans on Sept. 22, 2023 and signed to the team's practice squad four days later.
- Signed by the Titans to their active roster from the practice squad on Dec. 6, 2023.

SEASON RECAPS:

- 2023 (7/3):** Played in seven games with three starts at linebacker as a rookie and registered 16 tackles. Tied for fourth on the team with five special teams tackles. Spent 10 games on the team's practice squad. Tied for the team lead in special teams tackles three times in 2023 (vs. SEA, at HOU, vs. JAX). Made his NFL debut at New Orleans (9/10/23). Posted his first career NFL start against Seattle (12/24/23).
- At New Orleans (9/10), played as a reserve on special teams and notched a special teams stop in his first career NFL contest.
 - Against Seattle (12/24), made his first career NFL start at linebacker and produced three tackles. Registered a special teams tackle on coverage units.
 - At Houston (12/31), started at linebacker and recorded nine tackles. Posted a special teams stop on coverage units.
 - Against Jacksonville (1/7), started at linebacker and collected four tackles. Tied for the team lead with two special teams tackles on coverage units. Stuffed Travis Etienne for no gain on a short pass in the final stanza.

COLLEGE:

- Played in 29 games with 27 starts over three seasons at Mississippi and recorded 198 tackles, 10 tackles for loss, 4.5 sacks, two interceptions, eight passes defended, a forced fumble and a fumble recovery. Transferred to Mississippi from Georgia following the 2019 season. Saw action in 25 games with one start over two seasons at Georgia and recorded 16 tackles.
- As a graduate (2022), started all 11 games and finished second on the team with 84 total tackles, with eight coming for a loss. Added three sacks, one interception, one fumble recovery and four passes defended.

- As a senior (2021), started in all 13 games in the secondary. Recorded 90 tackles, two tackles for loss, 1.5 sacks and one forced fumble. Helped Ole Miss defense hold eight opponents to 21 points or less.
- As a junior (2020), was ineligible to play due to transfer rules until the final three games of the season. Started at the star position in all three games he was eligible and finished with 24 tackles, an interception and two passes defended. Transferred to Mississippi from Georgia following the 2019 season.
- As a sophomore (2019), appeared in 14 games for the Bulldogs and recorded three tackles.
- As a freshman (2018), played in 11 games with one start and recorded 13 tackles at Georgia.
- Graduated with a degree in multi-disciplinary studies from Mississippi in May 2023.

PERSONAL:

- Was a consensus 4-star prospect coming out of Lee County (Ga.) High School and was ranked as the No. 5 outside linebacker nationally, No. 87 overall prospect nationally and the No. 12 prospect in Georgia by 247Sports.
- Helped lead Lee County to a 14-1 season and the GHSA Class 6A Title as a senior in 2017. Named to the USA Today 2017 All-USA Georgia first team defense.
- Honored as the 2017 Class 6A Defensive Player of the Year by both the Atlanta Journal-Constitution and the Georgia Sports Writers Association, in addition to being named a member of the 2017 All-State Class 6A first team defense by both the AJC and GSWA.
- Played a wide range of defensive positions in high school.
- Named an all-state first team defensive back by both the AP and AJC in 2016. Recorded 65 tackles, 10 stops for loss, as well as five sacks and three interceptions as a junior.
- Son of Otis Reese and Tonya Jamison.
- Follow Reese on Instagram at @otreese.
- Born Otis Sylvester Reese IV on July 2, 1998 in Leesburg, Ga.



OTIS REESE IV'S GAME-BY-GAME

2023 Tennessee Titans

Date	Opp	W/L	P/S	Tot	Solo	Asst	Sk	- Yds	QBP	TFL	Int	- Yds	-TD	PD	FF	FR	- Yds	SpT	
Sept 10	@ NO	L	p	0	0	0	0.0	0.0	0	0	0	0	0	0	0	0	0	0	1
Sept 17	LAC	W	p	0	0	0	0.0	0.0	0	0	0	0	0	0	0	0	0	0	0
Sept 24	@ Cle	L	PS																
Oct 1	Cin	W	PS																
Oct 8	@ Ind	L	PS																
Oct 15	Bal	L	PS																
Oct 29	Atl	W	PS																
Nov 2	@ Pit	L	PS																
Nov 12	@ TB	L	PS																
Nov 19	@ Jax	L	PS																
Nov 26	Car	W	PS																

Dec 3	Ind	L	PS																	
Dec 11	@ Mia	W	p	0	0	0	0.0	0.0	0	0	0	0	0	0	0	0	0	0	0	0
Dec 17	Hou	L	p	0	0	0	0.0	0.0	0	0	0	0	0	0	0	0	0	0	0	0
Dec 24	Sea	L	S	3	2	1	0.0	0.0	0	0	0	0	0	0	0	0	0	0	0	1
Dec 31	@ Hou	L	S	9	3	6	0.0	0.0	0	0	0	0	0	0	0	0	0	0	0	1
Jan 7	Jax	W	S	4	3	1	0.0	0.0	0	0	0	0	0	0	0	0	0	0	0	2
Totals				6-11	7/3	16	8	8	0.0	0.0	0	0	0	0	0	0	0	0	0	5

OTIS REESE IV'S NFL STATISTICS

REGULAR SEASON

Year	Team	REGULAR SEASON		TACKLES							INTERCEPTIONS					FUMBLES			
		GP	GS	Tot	Solo	Asst	Sk	Yds	QBP	TFL	No	Yds	Lg	TD	PD	FF	FR	Yds	SpT
2023	Tennessee	7	3	16	8	8	0.0	0.0	0	0	0	0	0	0	0	0	0	0	5
NFL Totals		7	3	16	8	8	0.0	0.0	0	0	0	0	0	0	0	0	0	0	5

Single-Game Highs

Tackles - 9 at Houston (12/31/23)

Special Teams Tackles - 2 vs. Jacksonville (1/7/24)





CALVIN RIDLEY

WIDE RECEIVER • 6'1" • 190 LBS

COLLEGE: ALABAMA • ACQUIRED: UNRESTRICTED FREE AGENT (JAX) - 2024

NFL EXPERIENCE (NFL/TITANS): 6/1 • HOMETOWN: FORT LAUDERDALE, FLA.

GAMES PLAYED/GAMES STARTED: 66/52 (PLAYOFFS: 0/0)



PRO: The Titans signed Calvin Ridley as an unrestricted free agent early in the 2024 offseason. The 6-foot-1-inch, 190-pounder brings a veteran presence to the receiving corps and is considered by many as one of the best route runners in the NFL. The University of Alabama product has a knack for finding the end zone, having scored at least seven receiving touchdowns in four of the five seasons he has played. Ridley entered the league as the 26th overall pick in the 2018 NFL Draft and spent his first four seasons with the Atlanta Falcons before being traded to the Jacksonville Jaguars in 2023.

CAREER HIGHLIGHTS:

- In 2023, Ridley started all 17 games for the first time in his career and led the Jaguars with 1,016 receiving yards on 76 catches with a team-best eight receiving scores.
- In 2020, Ridley had his most productive campaign with career-highs in receptions (90) and receiving yards (1,374) to go along with nine touchdowns.
- In 2018, Ridley was named to the Professional Football Writers of America All-Rookie team after snaring 64 passes for 821 yards with a career-best 10 receiving touchdowns.

TITANS TIDBITS:

- Ridley and his younger brothers spent parts of their childhood growing up in foster homes in Fort Lauderdale, Fla. He says that's when football saved his life. The Ridley brothers were moved to SOS Children's Village in Coconut Creek, Fla — a small complex with 10 houses and around 150 apartments. He used to wake up in the morning and bang on all the doors, rounding up everybody to play football. At that time, he realized if he had football, he'd be alright.
- When he was younger, Ridley played Pop Warner football in the same league as Baltimore Ravens quarterback Lamar Jackson, Kansas City Chiefs wide receiver Marquise Brown and Ravens cornerback Trayvon Mullen, in the Pompano Beach area of Florida just four miles from the high school he would attend.
- Ridley's younger brother, Riley, played college football at Georgia and was drafted by the Chicago Bears in the fourth round of the 2019 NFL Draft.

CAREER TRANSACTIONS:

- The Fort Lauderdale, Fla., native was selected by the Atlanta Falcons in the first round (26th overall) of the 2018 NFL Draft.
- Suspended by the NFL for gambling on March 7, 2022.
- Traded by the Falcons to the Jacksonville Jaguars on Nov. 1, 2022.
- Signed by the Titans as an unrestricted free agent on March 15, 2024.

SEASON RECAPS:

- 2023 (17/17 - Jacksonville):** Started all 17 games at wide receiver in his only season with the Jaguars and produced 76 receptions for a team-high 1,016 yards with a team-best eight receiving scores.
- At Indianapolis (9/10), made his Jaguars debut and hauled in a season-best eight catches for 101 yards, including a nine-yard scoring grab from Trevor Lawrence in the opening quarter.
 - At Buffalo (10/8), posted seven receptions for 122 receiving yards.
 - Against Tennessee (11/19), registered seven catches for 103 yards, including scoring grabs of three and 20 yards.
 - At Houston (11/26), notched five receptions for 89 yards with a one-yard touchdown grab.
 - At Tampa Bay (12/24), posted six catches for 90 yards with a pair of scoring strikes from 18 and one yard in the second half.
 - At Tennessee (1/7), snared six passes for 106 yards with a 59-yard

touchdown grab in the second stanza.

2022 (0/0 - Atlanta; 0/0 - Jacksonville): Suspended by the NFL for the entire season for gambling. Traded by the Falcons on Nov. 1 to the Jaguars for 2023 and 2024 draft picks.

2021 (5/5 - Atlanta): Started five games at wide receiver and caught 31 passes for 281 yards with two receiving scores. Was inactive for two games. Spent the final 10 games on the team's non-football injury list.

- At Tampa Bay (9/19), notched seven receptions for 63 yards with a three-yard touchdown pass from Matt Ryan.
- At N.Y. Giants (9/26), hauled in a season-best eight catches for 61 yards.
- At Miami (10/24), snared four passes for 26 yards with a five-yard touchdown catch from Matt Ryan.

2020 (15/15 - Atlanta): Started 15 games at wide receiver and tallied single-season career-highs with 90 receptions and 1,374 receiving yards to go along with nine touchdown catches. Eclipsed 100 receiving yards in eight games in 2020, the most in the NFL and the third-most in a single season in franchise history. Was inactive for one contest.

- Against Seattle (9/13), posted nine catches for 130 yards with two touchdown receptions.
- At Dallas (9/20), registered seven receptions for 109 yards with two receiving scores.
- Against Chicago (9/27), recorded his third consecutive 100-yard receiving performance with 110 yards on five catches.
- Against Carolina (10/11), hauled in eight passes for 136 yards.
- Against New Orleans (12/6), notched five catches for 108 receiving yards.
- At L.A. Chargers (12/13), tallied eight receptions for 124 yards with a 39-yard scoring catch.
- Against Tampa Bay (12/20), set single-game career highs with 10 receptions and 163 receiving yards, including a 12-yard touchdown reception from Matt Ryan.
- At Kansas City (12/27), collected five receptions for 130 yards.

2019 (13/10 - Atlanta): Saw action in 13 games with 10 starts and totaled 63 receptions for a then career-high 866 yards and seven touchdowns. Placed on injured reserve on Dec. 10 and missed the final three regular season games.

- At Minnesota (9/8), hauled in four catches for 64 yards, including a 20-yard touchdown pass from Matt Ryan in the fourth quarter.
- Against Philadelphia (9/15), collected eight receptions for 105 yards with a 34-yard touchdown grab.
- At Houston (10/6), snared five catches for 88 yards with a 29-yard scoring grab.
- At Carolina (11/17), posted eight receptions for a season-best 143 receiving yards with a touchdown.
- Against New Orleans (11/28), recorded eight catches for 91 yards.

2018 (16/5 - Atlanta): Played in all 16 games with five starts at wide receiver and led all rookie receivers in the NFL with 821 receiving yards and a team-high 10 receiving touchdowns. Posted 64 receptions. Named to the All-Rookie team by the Professional Football Writers of America. Set an NFL rookie record with six receiving scores in a team's first four games.

- Against Carolina (9/16), hauled in four catches for 64 yards, including his first career NFL touchdown on an 11-yard pass from Matt Ryan in the second quarter.
- Against New Orleans (9/23), became the first Falcons rookie to record three receiving touchdowns in a game and the seventh player to do so in



franchise history. Notched seven catches for 146 yards, including a career-long 75-yard score.

- Against Cincinnati (9/30), posted four receptions for 54 yards with two touchdowns.
- At Washington (11/4), tallied six receptions for 71 yards, including a 40-yard touchdown grab.
- At New Orleans (11/22), notched eight catches for 93 yards with a score.
- At Carolina (12/23), registered three receptions for 90 yards including a touchdown. Tied a career-long with a 75-yard scoring grab from Matt Ryan in the third quarter.

COLLEGE:

- Played in 44 games over three seasons (2015-17) at Alabama and finished his career second in Crimson Tide history with 224 receptions and 19 receiving touchdowns. He also ranked third with 2,781 receiving yards, while totaling eight career 100-yard receiving games to tie for third in the Alabama record books.
- As a junior (2017), named first team All-SEC by the coaches after leading the Tide with 63 catches for 967 yards and five touchdown receptions. His 967 yards were good for third in the SEC while his 63 receptions ranked sixth in the conference. Collected a team-high 15 explosive receptions of 20-plus yards and led all wideouts with 41 catches that went for a first down or a touchdown.
- As a sophomore (2016), posted 72 catches for 769 yards with seven touchdowns. Notched five or more catches in 20 of his 30 career games played and 39 of his receptions went for a first down or a touchdown. Also

rushed five times for 21 yards and a touchdown.

- As a true freshman (2015), selected to the SEC All-Freshman team and the All-SEC second team by the Associated Press after setting the Alabama single-season freshman receiving record with 1,045 yards, eclipsing the previous mark of 1,000 held by Amari Cooper (2012). Reeled in a team-leading 89 catches with 17 of his grabs going for 15-plus yards, including five of his seven scores. Had a team-leading 44 receptions for a first down or score and recorded five or more catches in nine of his 11 starts and 11 games overall.

PERSONAL:

- Attended Monarch (Coconut Creek, Fla.) where he was ranked as the nation's top-ranked wide receiver by ESPN, 247Sports and Rivals.
- Participated in the 2014 Under Armour All-America Game and invited to Nike's "The Opening" where he captured MVP honors.
- As a senior (2014), was only able to play three games due to Florida age restriction rules, which doesn't allow anyone over the age of 19 and nine months to be eligible. Hauled in 18 passes for 420 yards and four touchdowns.
- As a junior (2013), named a second-team All-State selection after catching 41 passes for 1,131 yards and 12 touchdowns.
- Follow Ridley on X at @CalvinRidley1 and on Instagram at @justdoit_cb3.
- Born Calvin Orin Ridley on Dec. 20, 1994 in Fort Lauderdale, Fla.



CALVIN RIDLEY'S GAME-BY-GAME

2018 Atlanta Falcons					RECEIVING				
Date	Opp.	W/L	P/S	No	Yds	Avg	Lg	TD	
Sept 6	@ Phi	L	p	0	0	-	-	0	
Sept 16	Car	W	p	4	64	16.0	22	1	
Sept 23	NO	L	p	7	146	20.9	75t	3	
Sept 30	Cin	L	p	4	54	13.5	30t	2	
Oct 7	@ Pit	L	p	4	38	9.5	21	0	
Oct 14	TB	W	p	3	47	15.7	22	0	
Oct 22	NYG	W	p	5	43	8.6	19	0	
Nov 4	@ Was	W	p	6	71	11.8	40t	1	
Nov 11	@ Cle	L	S	3	37	12.3	31	0	
Nov 18	Dal	L	p	3	32	10.7	14	0	
Nov 22	@ NO	L	p	8	93	11.6	50	1	
Dec 2	Bal	L	S	3	22	7.3	10	0	
Dec 9	@ GB	L	S	1	10	10.0	10	0	
Dec 16	Ari	W	S	5	42	8.4	14	0	
Dec 23	@ Car	W	p	3	90	30.0	75t	1	
Dec 30	@ TB	W	S	5	32	6.4	12	1	
Totals		7-9	16/5	64	821	12.8	75t	10	

2019 Atlanta Falcons					RECEIVING				
Date	Opp.	W/L	P/S	No	Yds	Avg	Lg	TD	
Sept 8	@ Min	L	S	4	64	16.0	20t	1	
Sept 15	Phi	W	S	8	105	13.1	34t	1	
Sept 22	@ Ind	L	p	1	6	6.0	6	0	
Sept 29	Ten	L	S	3	32	10.7	21	0	
Oct 6	@ Hou	L	S	5	88	17.6	29t	1	
Oct 13	@ Ari	L	S	4	48	12.0	23	1	
Oct 20	LAR	L	p	4	30	7.5	14	0	
Oct 27	Sea	L	p	4	70	17.5	30	0	
Nov 10	@ NO	W	S	3	28	9.3	15	0	
Nov 17	@ Car	W	S	8	143	17.9	36	1	
Nov 24	TB	L	S	6	85	14.2	21t	1	
Nov 28	NO	L	S	8	91	11.4	18	0	
Dec 8	Car	W	S	5	76	15.2	18	1	
Dec 15	@ SF	W	IR						
Dec 22	Jax	W	IR						
Dec 29	@ TB	W	IR						
Totals		7-9	13/10	63	866	13.7	36	7	

2020 Atlanta Falcons					RECEIVING				
Date	Opp.	W/L	P/S	No	Yds	Avg	Lg	TD	
Sept 13	Sea	L	S	9	130	14.4	22	2	
Sept 20	@ Dal	L	S	7	109	15.6	25	2	
Sept 27	Chi	L	S	5	110	22.0	63	0	
Oct 5	@ GB	L	S	0	0	-	0	0	
Oct 11	Car	L	S	8	136	17.0	26	0	
Oct 18	@ Min	W	S	6	61	10.2	18	1	
Oct 25	Det	L	S	5	69	13.8	27	1	
Oct 29	@ Car	W	S	3	42	14.0	19	0	
Nov 8	Den	W	IA						
Nov 22	@ NO	L	S	5	90	18.0	46	0	
Nov 29	LV	W	S	6	50	8.3	16	1	
Dec 6	NO	L	S	5	108	21.6	31	0	
Dec 13	@ LAC	L	S	8	124	15.5	39t	1	
Dec 20	TB	L	S	10	163	16.3	33	1	
Dec 27	@ KC	L	S	5	130	26.0	54	0	
Jan 3	@ TB	L	S	8	52	6.5	18	0	
Totals		3-12	15/15	90	1374	15.3	63	9	

2021 Atlanta Falcons					RECEIVING				
Date	Opp.	W/L	P/S	No	Yds	Avg	Lg	TD	
Sept 12	Phi	L	S	5	51	10.2	16	0	
Sept 19	@ TB	L	S	7	63	9.0	22	1	
Sept 26	@ NYG	W	S	8	61	7.6	20	0	
Oct 3	Was	L	S	7	80	11.4	21	0	
Oct 10	NYJ	W	IA						
Oct 24	@ Mia	W	S	4	26	6.5	11	1	
Oct 31	Car	L	IA						
Nov 7	@ NO	W	NFI						
Nov 14	@ Dal	L	NFI						
Nov 18	NE	L	NFI						
Nov 28	@ Jax	W	NFI						
Dec 5	TB	L	NFI						
Dec 12	@ Car	W	NFI						
Dec 19	@ SF	L	NFI						
Dec 26	Det	W	NFI						
Jan 2	@ Buf	L	NFI						
Jan 9	NO	L	NFI						
Totals		7-10	5/5	31	281	9.1	22	2	

2023 Jacksonville Jaguars					RECEIVING				
Date	Opp.	W/L	P/S	No	Yds	Avg	Lg	TD	
Sept 10	@ Ind	W	S	8	101	12.6	29	1	
Sept 17	KC	L	S	2	32	16.0	26	0	
Sept 24	Hou	L	S	3	40	13.3	21	0	
Oct 1	Atl	W	S	2	38	19.0	30t	1	
Oct 8	@ Buf	W	S	7	122	17.4	32	0	
Oct 15	Ind	W	S	4	30	7.5	10	0	
Oct 19	@ NO	W	S	1	5	5.0	5	0	
Oct 29	@ Pit	W	S	6	83	13.8	27	0	
Nov 12	SF	L	S	2	20	10.0	11	0	
Nov 19	Ten	W	S	7	103	14.7	34	2	
Nov 26	@ Hou	W	S	5	89	17.8	45	1	
Dec 4	Cin	L	S	4	26	6.5	21	0	
Dec 10	@ Cle	L	S	4	53	13.3	16	0	
Dec 17	Bal	L	S	5	39	7.8	13	0	
Dec 24	@ TB	L	S	6	90	15.0	25	2	
Dec 31	Car	W	S	4	39	9.8	14	0	
Jan 7	@ Ten	L	S	6	106	17.7	59t	1	
Totals		9-8	17/17	76	1016	13.4	59t	8	



CALVIN RIDLEY'S NFL STATISTICS

REGULAR SEASON

Year	Team	GP	GS	RECEIVING					RUSHING				
				No	Yds	Avg	Lg	TD	Att	Yds	Avg	Lg	TD
2018	Atlanta	16	5	64	821	12.8	75t	10	6	27	4.5	9	0
2019	Atlanta	13	10	63	866	13.7	36	7	2	34	17.0	19	0
2020	Atlanta	15	15	90	1,374	15.3	63	9	5	1	0.2	8	0
2021	Atlanta	5	5	31	281	9.1	22	2	0	0	0.0	0	0
2022	ATL/JAX	0	0	0	0	-	0	0	0	0	-	0	0
2023	Jacksonville	17	17	76	1,016	13.4	59t	8	9	23	2.6	18	0
NFL Totals		66	52	324	4,358	13.5	75t	36	22	85	3.9	19	0

Single-Game Highs

Receptions - 10 vs. Tampa Bay (12/20/20)
 Receiving Yards - 163 vs. Tampa Bay (12/20/20)
 Long Reception - 75t (Twice, last at Carolina 12/23/18)
 Touchdowns - 3 at New Orleans (9/23/18)
 Rushes - 3 vs. Cincinnati (12/4/23)
 Rushing Yards - 19 at New Orleans (11/10/19)
 Long Rush - 19 at New Orleans (11/10/19)

Additional Statistics

Misc. Tackles - 1 (2019); 2 (2021); 1 (2023)
 Fumble Recoveries - 1 (2018)
 Kickoff Returns - 2 for 50 yards, 32 long return (2018)
 Two-Point Conversions - 1 reception (2019); 1 reception (2020);
 1 reception (2023)




|| MASON RUDOLPH

QUARTERBACK • 6'5" • 235 LBS • COLLEGE: OKLAHOMA STATE

ACQUIRED: UNRESTRICTED FREE AGENT (PIT) - 2024

NFL EXPERIENCE (NFL/TITANS): 7/1 • HOMETOWN: ROCK HILL, S.C.

GAMES PLAYED/GAMES STARTED: 21/13 (PLAYOFFS: 1/1)



PRO: The Titans signed veteran Mason Rudolph early in the 2024 offseason to bring an experienced signal caller to the quarterback room. The 6-foot-5-inch, 235-pounder entered the NFL as a third-round pick of the Pittsburgh Steelers in 2018. The Oklahoma State product spent his first six NFL campaigns with the club, appearing in 21 regular season games with 13 starts and amassing 3,085 yards and 19 touchdowns. The Rock Hill, S.C., native has registered a 8-4-1 record in his first 13 starts in the NFL.

CAREER HIGHLIGHTS:

- In 2023, Rudolph started the final three regular season games for the Steelers and led the team to a 3-0 record and a playoff berth. He completed 55 of 74 passes for 719 yards with three touchdowns for a 118.0 passer rating.
- In 2019, Rudolph saw action in 10 games with eight starts for the Steelers and completed 176 of 283 passes for 1,765 yards with 13 touchdowns for a 82.0 passer rating.

TITANS TIDBITS:

- Rudolph comes from an athletic family. His mother, Jamie, ran track at Liberty University and his dad, Brett, played football at the University of North Carolina. His younger brother, Logan, played on the defensive line at Clemson from 2017-19.
- Rudolph has a strong connection to 2024 first-round quarterback Drake Maye. In the mid-1980s, Drake's father, Mark, was the starting quarterback at North Carolina and his roommate was Mason's dad, Brett, a linebacker on the Tar Heels. The two fathers have stayed close in the years since college, and their children grew up together. Mason's memories with the Mayes go back as far as he can remember. When the Rudolphs lived in Virginia, the families would go on vacation together once or twice each year. After the Rudolphs moved to Rock Hill, S.C., when Mason was in middle school, they were a 45-minute drive from the Mayes' home in Huntersville, N.C. The boys went to each other's basketball and football games.

CAREER TRANSACTIONS:

- The Rock Hill, S.C., native was selected by the Pittsburgh Steelers in the third round (76th overall) of the 2018 NFL Draft.
- Signed by the Steelers as an unrestricted free agent on May 17, 2023.
- Signed by the Titans as an unrestricted free agent on March 15, 2024.

SEASON RECAPS:

- 2023 (4/3, 1/1 - Pittsburgh):** Saw action in four games with three starts at quarterback and completed 55 of 74 passes for 719 yards with three touchdowns for a 118.0 passer rating. Was inactive for 12 contests and did not play in another game. Started his first career postseason contest and connected on 22 of 39 passes for 229 yards with two touchdowns and an interception.
- Against Cincinnati (12/23), made his first start of the season and completed 17 of 27 passes for 290 yards with two touchdowns for a 124.0 passer rating in the win. Found George Pickens for an 86-yard touchdown in the first quarter and a 66-yard score in the third stanza.
 - At Seattle (12/31), started at quarterback and connected on 18 of 24 passes for 274 yards in the victory.
 - At Baltimore (1/6), started the regular season finale and completed 18 of 20 passes for 152 yards with a 71-yard touchdown strike to Diontae

Johnson in the fourth quarter. Set a career-high by completing 90 percent of his passes.

- At Buffalo (1/15), started his first career postseason contest and connected on 22 of 39 passes for 229 yards with two touchdowns and an interception. Found Diontae Johnson for a 10-yard score in the second quarter and hooked up with Calvin Austin III for a seven-yard touchdown strike in the final stanza.

2022 (0/0 - Pittsburgh): Was inactive for all 17 games.

2021 (2/1, 0/0 - Pittsburgh): Played in two games with one start and completed 35 of 58 passes for 277 yards with a touchdown and an interception. Did not play as the backup quarterback in 15 contests.

- Against Detroit (11/14), started at quarterback and completed 30 of 50 passes for 242 yards with a touchdown and an interception. Also rushed for 36 yards, including a career-long run of 26 yards.
- At Kansas City (12/26), completed five of eight passes for 35 yards. Also recorded a 17-yard run.

2020 (5/1, 0/0 - Pittsburgh): Played in five games with one start and finished the season with 25 completions for 324 yards and two touchdowns with an interception. Did not play as the backup quarterback in 11 contests.

- At Cleveland (1/3), completed 22 of 39 passes for 315 yards with two touchdowns and an interception in only start of the season. Recorded his first career 300-yard passing game.

2019 (10/8 - Pittsburgh): Played in 10 games with eight starts and completed 176 of 283 passes for 1,765 yards with 13 touchdowns and nine interceptions for a 82.0 passer rating. Rushed 21 times for 42 yards. Did not play as the backup quarterback in four contests and was inactive for another game. Placed on injured reserve on Dec. 24 and missed the regular season finale.

- Against Seattle (9/15), made his NFL debut, entering the game in the second half for an injured Ben Roethlisberger and completing 12 of 19 passes for 112 yards with two touchdowns and an interception for a 92.4 passer rating.
- At San Francisco (9/22), made his first career start and completed 14 of 27 passes for 174 yards with a season-long 76-yard touchdown pass to JuJu Smith-Schuster.
- Against Cincinnati (9/30), completed 24 of 28 passes for 229 yards with two touchdowns for a season-high 124.6 passer rating in his first start at home.
- Against Indianapolis (11/3), started at quarterback and recorded a season-high 26 completions with a touchdown in a win.

2018 (0/0 - Pittsburgh): Was inactive for all 16 games as a rookie.

COLLEGE:

- Played four seasons (2014-17) at Oklahoma State and finished his career holding no fewer than 54 school records, including single-season and career marks for passing yards, passing touchdowns and pass efficiency. Ranked fourth in Big-12 history with 13,618 career passing yards and third with a 324.2 passing yards per game average. Led the Cowboys to a 32-9 record as a starting quarterback becoming the winningest signal caller in school history while notching 10 wins in games



in which Oklahoma State trailed during the second half.

- As a senior (2017), was the recipient of the 2017 Johnny Unitas Golden Arm Award, the Fellowship of Christian Athletes' Bobby Bowden Award and the Sammy Baugh Award. Led the FBS with 4,904 passing yards, earning second-team All-Big 12 honors by the coaches. Broke Barry Sanders' school record for touchdowns responsible for with 47. Teamed with receivers James Washington and Marcell Ateman and running back Justice Hall to make Oklahoma State the first Big 12 school in conference history with a 4,000-yard passer, two 1,000-yard receivers and a 1,000-yard running back in the same season.
- As a junior (2016), tabbed the school's 2016 Offensive MVP by the coaching staff after playing in all 13 games and completing 284 of 448 passes for 4,091 yards with 28 touchdowns and just four interceptions. Was the only player in the country to throw for at least 4,000 passing yards while throwing less than five interceptions. His 4,091 passing yards ranked eighth in the nation and were the third-most in school history for a single-season.
- As a sophomore (2015), saw action in 13 games and threw for 3,770 yards on 264 completions with 21 touchdowns. Was a second-team Academic All-Big 12 honoree.
- As a freshman (2014), was ticketed for a redshirt season until an injury to Daxx Garman thrust him into the starting lineup at No. 6 Baylor and he responded by turning in the most passing yards ever for an Oklahoma State player in his first game (281). Played in three games and completed 49 of 86 passes for 853 yards with six touchdowns and four interceptions. Etched his name into Bedlam lore by quarterbacking the Cowboys to the second-largest fourth-quarter come-from-behind victory in school history as part of their 38-35 overtime win over the No. 18 Sooners in Norman. Rudolph's 273 passing yards against Oklahoma were the second-most ever for an OSU quarterback in a Bedlam Series game and his two

touchdown passes that day tied for third-most ever for a Cowboy against the Sooners.

- Graduated with a degree in marketing from Oklahoma State.

PERSONAL:

- Attended Northwestern (S.C.) High School and led the school to a 62-35 win over Stratford in the South Carolina Class 4A Division II Championship, completing 40 of 57 passes for 488 yards with eight passing touchdowns.
- As a senior (2013), amassed 4,377 passing yards on 350 completions with 64 touchdowns, while rushing for 543 yards on 129 carries with 16 scores.
- Was a "Mr. Football" award finalist in South Carolina and MVP of the Shrine Bowl of the Carolinas.
- As a junior (2012), threw for 3,990 yards and 41 touchdowns while leading his team to a state runner-up finish.
- Attended Westminster Catawba Christian School before transferring to Northwestern.
- Named South Carolina Football Coaches Association first-team Palmetto Champions All-State team, Charlotte Observer All-Region Offensive Player of the Year, first-team All-Region, and top 50 Carolina regional recruits (#4 in South Carolina), Rock Hill Herald All-Area Offensive Player of the Year as both a junior and senior.
- Son of Brett and Jamie Rudolph.
- Follow Rudolph on X and Instagram at @Rudolph2Mason.
- Born Brett Mason Rudolph III on July 17, 1995 in Rock Hill, S.C.

MASON RUDOLPH'S GAME-BY-GAME

2019 Pittsburgh Steelers				PASSING										RUSHING					COMBINED RUSH + PASS			
Date	Opp	W/L	P/S	Att	Cmp	Pct	Yds	Yds/Att	TD	Int	Lg	Sk	Lst	Rating	Att	Yds	Avg	Lg	TD	Yards	Touchdowns	
Sept 8	@ NE	L	DNP																			
Sept 15	Sea	L	p	19	12	63.2	112	5.9	2	1	45	0	0	92.4	1	7	7.0	7	0	119	8, 3	
Sept 22	@ SF	L	S	27	14	51.9	174	6.4	2	1	76t	2	14	81.4	4	15	3.8	7	0	189	76, 39	
Sept 30	Cin	W	S	28	24	85.7	229	8.2	2	0	43t	0	0	124.6	3	-3	-1.0	-1	0	226	21,43	
Oct 6	Bal	L	S	20	13	65.0	131	6.5	1	0	35t	1	11	100.2	0	0	0.0	0	0	131	35	
Oct 13	@ LAC	W	IA																			
Oct 28	Mia	W	S	36	20	55.6	251	7.0	2	1	45t	2	15	84.4	0	0	0.0	0	0	251	45, 26	
Nov 3	Ind	W	S	35	26	74.3	191	5.5	1	1	40	1	8	84.3	3	5	1.7	7	0	196	7	
Nov 10	LAR	W	S	38	22	57.9	242	6.4	1	0	34	3	11	85.6	2	-1	-0.5	0	0	241	3	
Nov 14	@ Cle	L	S	44	23	52.3	221	5.0	1	4	22	4	43	36.3	2	15	7.5	13	0	236	3	
Nov 24	@ Cin	W	S	16	8	50.0	85	5.3	0	1	35	1	13	39.8	4	4	1.0	2	0	89		
Dec 1	Cle	L	DNP																			
Dec 8	@ Ari	W	DNP																			
Dec 15	Buf	L	DNP																			
Dec 22	@ NYJ	L	P	20	14	70.0	129	6.5	1	0	29t	1	9	104.0	2	0	0.0	0	0	129	29	
Dec 29	@ Bal	L	IA																			
Totals		8-8	10/8	283	176	62.2	1,765	6.24	13	9	76t	15	124	82.0	21	42	2.0	13	0	1,787		

2020 Pittsburgh Steelers				PASSING										RUSHING					COMBINED RUSH + PASS		
Date	Opp	W/L	P/S	Att	Cmp	Pct	Yds	Yds/Att	TD	Int	Lg	Sk	Lst	Rating	Att	Yds	Avg	Lg	TD	Yards	Touchdowns
Sept 14	@ NYG	W	DNP																		
Sept 20	Den	W	DNP																		
Sept 27	Hou	W	DNP																		
Oct 11	Phi	W	DNP																		
Oct 18	Cle	W	P	1	1	100.0	6	6.0	0	0	6	0	0	91.7	3	-3	-1.0	0	0	6	
Oct 25	@ Ten	W	DNP																		
Nov 1	@ Bal	W	DNP																		
Nov 8	@ Dal	W	P	3	2	66.7	3	1.0	0	0	2	0	0	70.1	0	0	-	-	0	3	
Nov 15	Cin	W	P	0	0	-	0	0.0	0	0	0	0	0	-	0	0	-	-	0		
Nov 22	@ Jax	W	P	0	0	-	0	0.0	0	0	0	0	0	-	3	-4	-1.3	-1	0	-4	
Dec 2	Bal	W	DNP																		
Dec 7	Was	L	DNP																		
Dec 13	@ Buf	L	DNP																		
Dec 21	@ Cin	L	DNP																		
Dec 27	Ind	W	DNP																		



MASON RUDOLPH'S GAME-BY-GAME

Jan 3	@	Cle	L	S	39	22	56.4	315	8.1	2	1	47	1	8	89.2	1	1	1.0	1	0	316	28, 2
Totals			12-4	5/1	43	25	58.1	324	7.9	2	1	47	1	8	87.7	7	-6	-0.9	1	0	318	
Playoffs																						
Jan 10		Cle	L	DNP																		
Totals			0-1	0/0	0	0	-	0	-	0	0	0	0	0	-	0	0	-	0	0	0	
2021 Pittsburgh Steelers																						
PASSING																						
Date	Opp	W/L	P/S	Att	Cmp	Pct	Yds	Yds/Att	TD	Int	Lg	Sk	Lst	Rating	RUSHING					COMBINED RUSH + PASS		
															Att	Yds	Avg	Lg	TD	Yards	Touchdowns	
Sept 12	@	Buf	W	DNP																		
Sept 19		LVR	L	DNP																		
Sept 26		Cin	L	DNP																		
Oct 3	@	GB	L	DNP																		
Oct 10		Den	W	DNP																		
Oct 17		Sea	W	DNP																		
Oct 31	@	Cle	W	DNP																		
Nov 8		Chi	W	DNP																		
Nov 14		Det	T	S	50	30	60.0	242	4.8	1	1	36	0	0	70.6	4	36	9.0	26	0	278	9
Nov 21	@	LAC	L	DNP																		
Nov 28	@	Cin	L	DNP																		
Dec 5		Bal	W	DNP																		
Dec 9	@	Min	L	DNP																		
Dec 19		Ten	W	DNP																		
Dec 26	@	KC	L	P	8	5	62.5	35	4.4	0	0	12	0	0	72.4	1	17	17.0	17	0	52	
Jan 3		Cle	W	DNP																		
Jan 9	@	Bal	W	DNP																		
Totals			9-7-1	2/1	58	35	60.3	277	4.8	1	1	36	0	0	70.8	5	53	10.6	26	0	330	
Playoffs																						
Jan 10		Cle	L	DNP																		
Totals			0-1	0/0	0	0	-	0	-	0	0	0	0	0	-	0	0	-	0	0	0	
2022 Pittsburgh Steelers																						
PASSING																						
Date	Opp	W/L	P/S	Att	Cmp	Pct	Yds	Yds/Att	TD	Int	Lg	Sk	Lst	Rating	RUSHING					COMBINED RUSH + PASS		
															Att	Yds	Avg	Lg	TD	Yards	Touchdowns	
Sept 11	@	Cin	W	IA																		
Sept 18		NE	L	IA																		
Sept 22	@	Cle	L	IA																		
Oct 2		NYJ	L	IA																		
Oct 9	@	Buf	L	IA																		
Oct 16		TB	W	IA																		
Oct 23	@	Mia	L	IA																		
Oct 30	@	Phi	W	IA																		
Nov 13		NO	W	IA																		
Nov 20		Cin	L	IA																		
Nov 28	@	Ind	W	IA																		
Dec 4	@	Atl	L	IA																		
Dec 11		Bal	L	IA																		
Dec 18	@	Car	W	IA																		
Dec 24		LVR	W	IA																		
Jan 1	@	Bal	W	IA																		
Jan 8		Cle	W	IA																		
Totals			8-8	0/0	0	0	-	0	-	0	0	0	0	0	-	0	0	-	0	0	0	
2023 Pittsburgh Steelers																						
PASSING																						
Date	Opp	W/L	P/S	Att	Cmp	Pct	Yds	Yds/Att	TD	Int	Lg	Sk	Lst	Rating	RUSHING					COMBINED RUSH + PASS		
															Att	Yds	Avg	Lg	TD	Yards	Touchdowns	
Dec 16	@	Ind	L	P	3	2	66.7	3	1.0	0	0	6	1	11	70.1	0	0	-	-	0	3	
Dec 23		Cin	W	S	27	17	63.0	290	10.7	2	0	86t	1	6	124.0	2	4	2.0	7	0	294	86, 66
Dec 31	@	Sea	W	S	24	18	75.0	274	11.4	0	0	42	1	8	112.2	6	5	0.8	2	0	279	
Jan 6	@	Bal	W	S	20	18	90.0	152	7.6	1	0	71t	3	18	115.0	2	-1	-0.5	0	0	151	71
Totals			3-1	4/3	74	55	74.3	719	9.7	3	0	86t	6	43	118.0	10	8	0.8	7	0	727	
Playoffs																						
Jan 15		Buf	L	S	39	22	56.4	229	5.9	2	1	33	1	11	80.0	2	16	8.0	10	0	245	10, 7
Totals			0-1	1/1	39	22	56.4	229	5.9	2	1	33	1	11	80.0	2	16	8.0	10	0	245	



MASON RUDOLPH'S NFL STATISTICS

REGULAR SEASON			PASSING											RUSHING				
Year	Team	GP/GS	Att	Cmp	Pct	Yds	Yd/Att	TD	INT	Lg	Sk	Yds	Rat	Att	Yds	Avg	Lg	TD
2018	PIT	0/0	0	0	-	0	-	0	0	0	0	0	-	0	0	-	0	0
2019	PIT	10/8	283	176	62.2	1,765	6.2	13	9	76t	15	124	82.0	21	42	2.0	13	0
2020	PIT	5/1	43	25	58.1	324	7.5	2	1	47	1	8	87.7	7	-6	-0.9	1	0
2021	PIT	2/1	58	35	60.3	277	4.8	1	1	36	0	0	70.8	5	53	10.6	26	0
2022	PIT	0/0	0	0	-	0	-	0	0	0	0	0	-	0	0	-	0	0
2023	PIT	4/3	74	55	74.3	719	9.7	3	0	86t	6	43	118.0	10	8	0.8	7	0
NFL Totals		21/13	458	291	63.5	3,085	6.7	19	11	86t	22	175	86.9	43	97	2.3	26	0

Regular Season Career record as starter: 8-4-1 (.654); Playoffs: 0-1 (.000)

PLAYOFFS			PASSING											RUSHING				
Year	Team	GP/GS	Att	Cmp	Pct	Yds	Yd/Att	TD	INT	Lg	Sk	Yds	Rat	Att	Yds	Avg	Lg	TD
2023	PIT	1/1	39	22	56.4	229	5.9	2	1	33	1	11	80.0	2	16	8.0	10	0
NFL Totals		1/1	39	22	56.4	229	5.9	2	1	33	1	11	80.0	2	16	8.0	10	0

Single-Game Highs

Attempts - 50 vs. Detroit (11/14/21)
 Completions - 30 vs. Detroit (11/14/21)
 Passing Yards - 315 at Cleveland (1/3/21)
 Touchdown Passes - 2 (Six times, last vs. Cincinnati 12/23/23)
 Long Completion - 86t vs. Cincinnati (12/23/23)
 Completion Percentage - 90.0 at Baltimore (1/6/24)
 Passer Rating - 124.6 vs. Cincinnati (9/30/19)
 Rushes - 6 at Seattle (12/31/23)
 Rushing Yards - 36 vs. Detroit (11/14/21)
 Long Rush - 26 vs. Detroit (11/14/21)

Playoff Single-Game Highs

Attempts - 39 at Buffalo (1/15/24)
 Completions - 22 at Buffalo (1/15/24)
 Passing Yards - 229 at Buffalo (1/15/24)
 Touchdown Passes - 2 at Buffalo (1/15/24)
 Long Completion - 33 at Buffalo (1/15/24)
 Completion Percentage - 56.4 at Buffalo (1/15/24)
 Passer Rating - 80.0 at Buffalo (1/15/24)
 Rushes - 2 at Buffalo (1/15/24)
 Rushing Yards - 16 at Buffalo (1/15/24)
 Long Rush - 10 at Buffalo (1/15/24)

Additional Statistics

Misc. Tackles - 3 (2019)
 Fumble Recoveries - 1 (2023)



76 ANDREW RUPCICH

OFFENSIVE LINE • 6'6" • 318 LBS

COLLEGE: CULVER-STOCKTON • ACQUIRED: FREE AGENT - 2022

NFL EXPERIENCE (NFL/TITANS): 1/1 • HOMETOWN: WONDER LAKE, ILL.

GAMES PLAYED/GAMES STARTED: 5/2 (PLAYOFFS: 0/0)



PRO: The Titans signed Andrew Rucpich (RUP-sitch) as an undrafted free agent following the 2022 NFL Draft. The 6-foot-6-inch, 318-pounder saw action in five games with two starts at right guard during the 2023 season. The Wonder Lake, Ill., native appeared in 48 games and made 48 consecutive starts at left tackle over five seasons at Culver-Stockton (2017-21). He became the first three-time All-American at the same position in the NAIA. Rucpich spent the 2022 season on the practice squad.

TITANS TIDBITS:

• Rucpich was the only NAIA player to play in the 2022 NFLPA Collegiate Bowl Game. The game was held at the Rose Bowl, which holds a very special place in his heart because it was where he "watched his first-ever live football game... so it was amazing to see it come full circle." Rucpich was also the only NAIA player to participate in the NFL Combine that year.

CAREER TRANSACTIONS:

- The Wonder Lake, Ill., native was originally signed by the Titans as an undrafted free agent on May 13, 2022.
- Waived by the Titans on Aug. 30, 2022 and signed to the team's practice squad a day later.
- Activated from the practice squad to the active roster standard elevation on Nov. 11, 2023.
- Activated from the practice squad to the active roster standard elevation on Nov. 18, 2023.
- Signed by the Titans to the active roster from the practice squad on Dec. 23, 2023.

SEASON RECAPS:

2023 (5/2): Played in five games with two starts at right guard. Spent 12 games on the team's practice squad. Made his NFL debut at Tampa Bay (11/12/23). Registered his first career NFL start against Seattle (12/24/23).

- At Tampa Bay (11/12), saw significant action as a reserve at right guard in his first career NFL contest. Entered the game in the second quarter after Andre Dillard left the contest with an injury.
- Against Seattle (12/24), made his first career NFL start as the right guard and helped open holes for Titans' rushers to gain 162 yards on the ground.
- At Houston (12/31), played as a reserve at right guard after Daniel Brunskill left the game late in the first quarter with an injury.
- Against Jacksonville (1/7), started at right guard and helped block for Titans' ball carriers to gain 175 yards on the ground, including a season-high 153 rushing yards by Derrick Henry.

2022 (0/0): Spent the season on the Tennessee Titans' practice squad.

COLLEGE:

- In five seasons at Culver-Stockton, Rucpich appeared in 48 games and made 48 consecutive starts at left tackle. He became the first three-time All-American at the same position in the NAIA.
- As a fifth-year senior (2021), started all 11 games at left tackle. Earned first-team All-American honors from the Associated Press, NAIA, and the American Football Coaches Association. Was a first-team Heart of America Athletic Conference North Division selection
- As a senior (2020), started all four games at left tackle. Awarded first-team All-American honors from the AFCA and earned first-team Heart of

America Athletic Conference North Division recognition.

- As a junior (2019), started all 11 games at tackle. Earned first-team All-American recognition from the AFCA and second-team All-American honors from the Associated Press. Also was a first-team Heart of America Athletic Conference North Division selection.
- As a sophomore (2018), started all 11 games at left tackle. Was a first team Heart of America Athletic Conference North Division selection.
- As a freshman (2017), started all 11 games at left tackle.
- Graduated in December 2021 with a degree in physical education from Culver-Stockton.

PERSONAL:

- Attended McHenry (Ill.) High School where he played both football and basketball.
- Was the only NAIA player invited to the NFL Combine.
- Son of Candace Compton and William and Bernadette Rucpich.
- Follow Andrew on X at @rucpich_andrew and Instagram at @andrew_rucpich.
- Born Andrew Rucpich on April 1, 1998 in Wonder Lake, Ill.

ANDREW RUPCICH'S NFL STATISTICS

REGULAR SEASON

Year	Team	GP	GS
2023	Tennessee	5	2
NFL Totals		5	2

Starts Breakdown:

2023 - RG 2



48 THOMAS RUSH

OUTSIDE LINEBACKER • 6'3" • 251 LBS

COLLEGE: MINNESOTA • ACQUIRED: FREE AGENT - 2022

NFL EXPERIENCE (NFL/TITANS): 1/1 • HOMETOWN: MARYSVILLE, OHIO

GAMES PLAYED/GAMES STARTED: 0/0 (PLAYOFFS: 0/0)



PRO: The Titans signed Thomas Rush as an undrafted free agent following the 2023 NFL Draft. The 6-foot-3-inch outside linebacker played in 58 games with 19 starts in five seasons at the University of Minnesota (2018-22). He recorded 86 tackles, 13.5 tackles for loss, 8.5 sacks, five passes defended, one forced fumble and one fumble recovery in his college career.

CAREER TRANSACTIONS:

- The Maryville, Ohio, native was originally signed by the Titans as an undrafted free agent on May 12, 2023.
- Waived by the Titans on August 29, 2023 and signed to the team's practice squad a day later.
- Signed by the Titans to a futures contract on Jan. 9, 2024.

SEASON RECAPS:

2023 (0/0 - Tennessee): Spent the entire season on the Titans practice squad.

COLLEGE:

- Played five seasons (2018-22) at Minnesota and saw action in 58 games, compiling 86 tackles, 13.5 tackles for loss, 8.5 sacks and five passes defended.
- As a graduate (2022), started all 13 games and tallied 34 tackles, 2.5 tackles for loss, 1.5 sacks, two passes defended and one forced fumble. Named All-Big Ten honorable mention.
- As a senior (2021), appeared in 13 games with five starts and recorded 31 tackles, 7.5 tackles for loss, 5.5 sacks and one pass defended.
- As a junior (2020), played in seven games and made 13 tackles, 2.5 tackles for loss, a half sack, one pass defended and one fumble recovery.
- As a sophomore (2019), played in all 13 games with one start. Recorded three tackles and one pass defended.
- As a freshman (2018), appeared in 13 games and tallied five tackles and one sack.
- Enrolled at Minnesota in January 2018 and made Academic All-Big Ten team his last four years.
- Graduated from Minnesota with a degree in finance.

PERSONAL:

- Attended Marysville (Ohio) High School, where he played linebacker and running back and was named first team All-Central District in 2017.
- As a junior, rushed 261 times for 1,400 yards and 12 touchdowns. Was named first team All-Conference, second team All-Region and special mention All-Metro.
- Consensus three-star recruit, the No. 58 ranked outside linebacker in his class and No. 38 recruit in Ohio by 247Sports.
- Son of Lana and the late T.R. Rush.
- Follow Rush on X and Instagram at @_tcrush_.
- Born Thomas Walton Rush on Jan. 31, 2000 in Marysville, Ohio.

THOMAS RUSH'S NFL STATISTICS

REGULAR SEASON		TACKLES									INTERCEPTIONS					FUMBLES			
Year	Team	GP	GS	Tot	Solo	Asst	Sk	Yds	QBP	TFL	No	Yds	Lg	TD	PD	FF	FR	Yds	SpT
2023	Tennessee										Practice Squad								
NFL Totals		0	0	0	0	0	0.0	0.0	0	0	0	0	0	0	0	0	0	0	0



98 JEFFERY SIMMONS

DEFENSIVE TACKLE • 6'4" • 305 LBS

COLLEGE: MISSISSIPPI STATE • ACQUIRED: 1ST ROUND - 2019

NFL EXPERIENCE (NFL/TITANS): 6/6 • HOMETOWN: MACON, MISS.

GAMES PLAYED/GAMES STARTED: 68/66 (PLAYOFFS: 5/2)



CAPTAIN: 2021, 2022, 2023



PRO BOWL: 2021, 2022



COMMUNITY MAN OF THE YEAR: 2023

PRO: The Titans selected Jeffery Simmons with the 19th overall pick in the 2019 NFL Draft. After five NFL seasons, he has been named a team captain the last three years, selected to the Pro Bowl twice (2021, 2022) and is a two-time second team All-Pro honoree (2021, 2022). Since his rookie year in 2019, his 26.5 career sacks rank second on the Titans defense behind Harold Landry III (37). He was rewarded with a multi-year contract extension during the 2023 offseason. The 6-foot-4-inch, 305-pound defensive lineman provides a rare blend of size, power and quickness, making him a disruptive force in the middle of the defense.

CAREER HIGHLIGHTS:

- In 2023, Simmons was named the Titans nominee for the NFL's Walter Payton Man of the Year Award that recognizes a player for outstanding community service, as well as excellence on the field. "To be in a position to be able to give back, it means a lot. I want to be a light in the community." Simmons finished the season with 37 tackles and 5.5 sacks in 12 games.
- In 2022, he earned Pro Bowl and second-team All-Pro honors for the second consecutive campaign, anchoring a unit that ranked first in the NFL in rushing defense (76.9 opponent rushing yards per game). Simmons posted 7.5 sacks and 43 quarterback pressures and added a career-high seven passes defended, which tied for the fourth-best mark among all NFL defensive linemen. Simmons and Arizona's J.J. Watt were the NFL's only players in 2022 with at least seven sacks and seven passes defended.
- In 2021, Simmons was named a team captain for the first time in his career, and he went on to become one of six players on the roster to start all 17 games. He was named to his first career Pro Bowl and added Associated Press second-team All-Pro honors after setting career highs in several categories, including sacks (8.5), tackles (54), quarterback pressures (58), tackles for loss (12) and passes defended (six). Among all defensive tackles in the NFL, his 8.5 sacks ranked sixth.
- Simmons was one of only five NFL players to produce at least 50 tackles, eight sacks and six passes defended in 2021, joining Maxx Crosby, Cameron Jordan, Cameron Heyward and T.J. Watt. Simmons and Heyward were the only interior defensive linemen in the league to accomplish the feat.
- In a divisional playoff game against Cincinnati on Jan. 22, 2022, he set a franchise postseason record with three sacks.

TITANS TIDBITS:

- In July 2023, Simmons paid homage to his hometown of Macon, Miss., with his first 'Community Fun Day,' which included local food vendors, games, inflatables and fireworks. He was then honored by city officials with a key to the city.
- In July 2022, the official ribbon cutting was held at the Jeffery B. Simmons Field House at Noxubee County High School in Macon, Miss. Simmons donated more than \$50,000 to upgrade his former high school's athletic facilities. During the same week, he donated \$75,000 to Starkville (Miss.) Parks and Recreation to be used for a new turf field at the Starkville Sportsplex. The field was also named in his honor.

- During college, Simmons was a two-time member of the SEC Academic Honor Roll.
- Simmons' brother, Dylan Bradley, played football at Southern Miss and then spent time with the Minnesota Vikings. His uncle, Jason Hatcher, played 10 total seasons with the Dallas Cowboys and Washington Commanders.
- Away from football, Simmons enjoys fishing and spending time outdoors.
- Simmons holds an annual youth football camp in Mississippi.
- During Week 12 of the 2023 campaign, Simmons was named the NFLPA Community MVP after providing turkeys to more than 500 Nashville families for the Thanksgiving holiday.

CAREER TRANSACTIONS:

- The Macon, Miss., native was selected by the Titans in the first round (19th overall) of the 2019 NFL Draft.

SEASON RECAPS:

- 2023 (12/12):** Started 12 games at defensive tackle and ranked fourth on the team with 5.5 sacks and 38 quarterback pressures. Finished third on the squad with 11 tackles for loss. Registered 44 tackles, a pass defended, a forced fumble and a fumble recovery. Secured his third consecutive season with at least five sacks. Posted his first career touchdown on a two-yard reception. Was inactive for two contests. Placed on injured reserve on Dec. 23 and missed the final three games. Tied for the team lead in sacks twice in 2023 (vs. LAC, vs. ATL). Led or tied for the team lead in quarterback pressures five times in 2023 (vs. LAC, at CLE, vs. CIN, at IND, vs. ATL). Tied for the team lead in passes defended once in 2023 (at TB). Selected as a team captain by his teammates.
- At New Orleans (9/10), started at defensive tackle and notched five tackles, a sack, two stops for loss and three quarterback pressures. Halted a Saints' drive by dropping Derek Carr for a three-yard sack on third-and-15 in the second quarter. Stonewalled Tayson Hill for a four-yard loss on a rush in the final period. Combined with Azeez Al-Shaair to stop Jamaal Williams for no gain on a rush late in the final period.
 - Against L.A. Chargers (9/17), collected five tackles, including a sack and tied for the team lead with four quarterback pressures. Stuffed Justin Herbert for no gain on a third-and-one rush in the second quarter. Halted a Chargers' drive by sacking Justin Herbert for a nine-yard loss on third-and-six in the third stanza.
 - At Cleveland (9/24), tallied two tackles and a team-high four quarterback pressures.
 - Against Cincinnati (10/1), posted two tackles, a half sack and a team-best five quarterback pressures. Ended a Bengals' drive by combining with Denico Autry to drop Joe Burrow for an eight-yard sack on third-and-seven in the second quarter.
 - At Indianapolis (10/8), recorded three tackles and tied for the team lead with three quarterback pressures. Combined with Jaleel Johnson to stop Zack Moss for no gain on a third-and-two rush up the middle in the final quarter.



- Against Atlanta (10/29), notched five tackles, including two sacks, a team-best six quarterback pressures and a forced fumble. Flew through the line and sacked Desmond Ridder for a 10-yard loss in the opening quarter. Strip-sacked Ridder for a six-yard loss and the fumble was recovered by Azeez Al-Shaair at the Falcons' 33-yard line in the second quarter. Stuffed Bijan Robinson for a three-yard loss on a rush off left end in the third stanza.
- At Pittsburgh (11/2), tallied seven tackles with a stop for loss and a quarterback pressure. Entered the game on offense and served as a blocker on Derrick Henry's two-yard touchdown run in the second quarter. Teamed with Kyle Peko to stuff Najee Harris for a one-yard loss on a rush off left guard in the second quarter. Combined with Trevis Gipson to stonewall Harris for a two-yard loss on a run off left guard in the third stanza. Stopped Harris for no gain on first-and-goal rush from the one-yard line in the fourth quarter.
- At Jacksonville (11/19), recorded two tackles, including a stop for loss and two quarterback pressures. Posted his first career touchdown on a goalline reception. Forced the Jaguars' to settle for a field goal by firing through the line and stonewalling Travis Etienne for a one-yard loss on a third-and-one rush late in the second quarter. Lined up at fullback and snared a two-yard touchdown pass from Will Levis in the fourth quarter for his first career score.
- Against Carolina (11/26), posted five tackles, including a sack, two additional tackles for loss, a fumble recovery and five quarterback pressures. Recovered a Bryce Young fumble after an eight-yard strip-sack by Arden Key in the second quarter. Stuffed Miles Sanders for a two-yard loss on a rush up the middle early in the third quarter. Stonewalled Sanders for a two-yard loss on a rush up the middle later in the third stanza. Dropped Bryce Young for a seven-yard sack in the third quarter.
- Against Indianapolis (12/3), registered two tackles and a quarterback pressures before leaving the game in the third quarter with an injury. Teamed with Kyle Peko to drop Zack Moss for a one-yard loss on a rush off left guard in the second quarter. Combined with Azeez Al-Shaair to stonewall Moss for no gain on a rush up the middle in the third quarter.

2022 (15/15): Named to his second consecutive Pro Bowl and selected second-team Associated Press All-Pro. Ranked second on the team with 7.5 sacks, nine tackles for loss and 43 quarterback pressures. Finished third on the squad with seven passes defended. Registered 53 tackles and a forced fumble. Was inactive for two contests. Selected as a team captain by his teammates. Led or tied for the team lead in sacks five times (vs. NYG, at WAS, vs. IND, at HOU, at GB). Led or tied for the team lead in quarterback pressures five times (vs. NYG, vs. LV, at WAS, at HOU, vs. JAX). Tied for the team lead in passes defended three times (at BUF, vs. LV, vs. JAX).

- Against N.Y. Giants (9/11), posted six tackles, two sacks, two additional stops for loss, a forced fumble while tying for the team lead with six quarterback pressures. Sacked Daniel Jones for a five-yard loss in the opening quarter. Strip-sacked Daniel Jones for a seven-yard loss and the fumble was recovered by Bud Dupree at the Giants' 44-yard line in the second stanza. Combined with David Long Jr. to stuff Saquon Barkley for a one-yard loss on a rush off right tackle in the third quarter. Burst through the line and dropped Barkley for a six-yard loss on a rush off right end in the final quarter.
- Against Las Vegas (9/25), notched two tackles, a team-high five quarterback pressures and a pass defended. Batted down a pass intended for Foster Moreau on third-and-nine in the third quarter. Teamed with David Long Jr. to stonewall Brandon Bolden for a two-yard loss on a screen pass late in the third stanza.
- At Indianapolis (10/2), tallied five tackles. Helped limit Jonathan Taylor to just 42 rushing yards on 20 carries in the victory. Combined with David Long Jr. to stuff Jonathan Taylor for a two-yard loss on a rush off right tackle early in the first quarter.
- At Washington (10/9), recorded five tackles, 1.5 sacks, a pass defended and a team-best seven quarterback pressures. Dropped Carson Wentz for a sack midway through the second quarter. Deflected a pass intended for Dyami Brown on third-and-four in the third quarter. Combined with Sam Okuyinonu to sack Wentz for an eight-yard loss in the fourth quarter.
- Against Indianapolis (10/23), registered six tackles, including a sack, four quarterback pressures and two stops for loss. Stuffed Nyheim Hines for a two-yard loss on a rush up the middle in the second quarter. Ended

a Colts' drive by sacking Matt Ryan for a nine-yard loss on third-and-10 late in the second quarter.

- At Houston (10/30), notched two tackles, including a sack, two stops for loss and a team-high five quarterback pressures. Produced a streak of three consecutive games with at least one sack for the first time in his career. Stonewalled Dameon Pierce for a three-yard loss on a rush off right guard in the opening quarter. Ended a Texans' drive by dropping Davis Mills for a 12-yard sack on third-and-five in the third stanza.
- At Kansas City (11/6), produced four tackles, two quarterback pressures and a pass defended. Teamed with Roger McCreary to stuff Clyde Edwards-Helaire for no gain on a rush off right tackle late in the first quarter. Stonewalled Isiah Pacheco for no gain on a rush off left tackle in the third quarter. Batted down a third-and-10 pass intended for Mecole Hardman late in the fourth quarter.
- At Green Bay (11/17), started at defensive tackle in his 50th career regular season game and registered five tackles, including a sack and a quarterback pressure. Dropped Aaron Rodgers for a 12-yard sack late in the fourth quarter. Joined Jevon Kearse (35) and Harold Landry III (20.5) as the franchise's only players since 1982, when individual sacks became an official statistic, to reach the 20-sack mark within their first 50 NFL games. Simmons is the club's first interior lineman to do so.
- Against Cincinnati (11/27), collected five tackles with a stop for loss. Stonewalled Samaje Perine for a five-yard loss on a short pass in the second quarter. Teamed with David Long Jr. to stuff Perine for no gain on a rush up the middle in the final stanza. Stopped Joe Burrow for no gain on a quarterback draw late in the fourth quarter.
- Against Jacksonville (12/11), tied for the team lead with three quarterback pressures and two passes defended. Ended a Jaguars' drive by batting down a pass intended for Evan Engram on third-and-five in the first quarter. Knocked down a pass intended for Dan Arnold in the third stanza.
- At L.A. Chargers (12/18), recorded seven tackles, including a sack and three quarterback pressures. Dropped Justin Herbert for a nine-yard sack in the first quarter. Teamed with DeMarcus Walker to stuff Austin Ekeler for no gain on a rush up the middle in the fourth quarter.
- Against Houston (12/24), notched four tackles and three quarterback pressures. Teamed with Teair Tart to stuff Royce Freeman for a one-yard loss on a rush up the middle in the fourth quarter.

2021 (17/17, 1/1): Named Associated Press second-team All-Pro and named to his first career Pro Bowl. Started all 17 games at defensive tackle and led the team with 58 quarterback pressures. Ranked second on the squad with 12 tackles for loss and third on the club with a career-best 8.5 sacks. Added 54 tackles and six passes defended. Started the postseason contest and registered eight tackles, including a team-high and franchise-postseason-record three sacks to go along with three quarterback pressures. Led or tied for the team lead in sacks five times (vs. ARI, at LAR, vs. NO, at HOU, vs. CIN). Led or tied for the team lead in quarterback pressures eight times (at SEA, vs. BUF, at IND, at LAR, vs. NO, vs. SF, vs. MIA, at HOU). Tied for the team lead in passes defended twice (vs. HOU, at PIT). Registered a career-high three sacks at L.A. Rams (11/7/21).

- Against Arizona (9/12), started at defensive tackle and collected five tackles, including a sack and two quarterback pressures. Stuffed Chase Edmonds for no gain on a rush up the middle early in the first stanza. Halted a Cardinals' drive by sacking Kyler Murray for a seven-yard loss on third-and-10 in the third quarter.
- At Seattle (9/19), started at defensive tackle and posted a half sack and a team-high four quarterback pressures. Halted a Seahawks' drive by combining with Denico Autry for a seven-yard sack of Russell Wilson on third-and-14 in the second quarter.
- Against Indianapolis (9/26), started at defensive tackle and tallied three tackles, three quarterback pressures and a pass defended. Batted down a pass at the line of scrimmage that was intended for Michael Pittman Jr.
- At Jacksonville (10/10), started at defensive tackle and compiled three tackles, including a stop for loss, three quarterback pressures and a pass defended. Stuffed James Robinson for a one-yard loss on a rush up the middle in the second quarter. Deflected a pass intended for Jamal Agnew in the second stanza.
- Against Buffalo (10/18), started at defensive tackle and registered five tackles, a sack and led the team with seven quarterback pressures.



tackles, including a stop for loss, three quarterback pressures and a pass defended. Stuffed James Robinson for a one-yard loss on a rush up the middle in the second quarter. Deflected a pass intended for Jamal Agnew in the second stanza.

- Against Buffalo (10/18), started at defensive tackle and registered five tackles, a sack and led the team with seven quarterback pressures. Dropped Josh Allen for a seven-yard sack midway through the fourth quarter. Sealed the victory by stonewalling Allen for no gain on a fourth-and-one quarterback sneak inside the Titans' five-yard line with less than 30 seconds remaining in the game.
- At L.A. Rams (11/7), tallied six tackles, including a career-best three sacks, to go along with a career-high and team-best 10 quarterback pressures. Became the first Titans player with three sacks in a game since Dec. 21, 2008 (3.5, Jason Jones). Became the only Titans/Oilers player with three sacks in the first half of a game since individual sacks became an official NFL statistic in 1982. Sacked Matthew Stafford for a seven-yard loss on the Rams' opening drive. Pressured Stafford in the end zone resulting in an interception by David Long Jr. which was returned to the Rams' two-yard line in the second quarter. Halted a Rams' drive by dropping Stafford for a 10-yard sack on third-and-five in the second quarter. Notched his third sack of the evening by bringing down Stafford for a nine-yard loss late in the second stanza. Combined with Chris Jackson to stop Sony Michel for no gain on a rush off left tackle late in the third quarter.
- Against New Orleans (11/14), collected four tackles, including a team-high two sacks, a team-best three quarterback pressures to go along with a pass defended. Recorded multiple sacks in consecutive games for the first time in his career. Sacked Trevor Siemian for an eight-yard loss in the opening quarter. Registered his second consecutive multiple-sack game by dropping Siemian for four-yard loss late in the second quarter. Batted down a pass intended for Mark Ingram in the third stanza. Stuffed Ingram for no gain on a rush off right tackle in the fourth quarter.
- Against Jacksonville (12/12), posted three tackles, including a stop for loss, three quarterback pressures and a pass defended in the shutout victory. Stuffed James Robinson for a one-yard loss on a rush up the middle early in the third quarter. Combined with Rashaan Evans to stonewall Robinson for no gain on a rush off left tackle in the third stanza. Batted down a pass intended for Carlos Hyde in the final quarter.
- At Houston (1/9), compiled two tackles, including a sack and a team-best four quarterback pressures. Dropped Davis Mills for a nine-yard sack in the third quarter.
- Against Cincinnati (1/22), started at defensive tackle and posted eight tackles, including a team-best and franchise single-game postseason record three sacks to go along with three quarterback pressures. Sacked Joe Burrow for a 12-yard loss on third-and-14 late in the second quarter. Dropped Burrow for a six-yard sack early in the third quarter. Registered his third sack of the day and ended a Bengals' drive by dropping Burrow for a 10-yard loss on third-and-eight in the fourth quarter.

2020 (15/15, 1/1): Started 15 games at defensive tackle and finished second on the club with three sacks and 20 quarterback pressures. Tied for the NFL lead with three defensive fumble recoveries in 2020. Registered 49 tackles, including three stops for loss, five passes defended and a forced fumble. Missed one game on the reserve/COVID-19 list. Started the postseason contest at defensive tackle and collected three tackles, including a stop for loss. Led or tied for the team lead in sacks three times in 2020 (at MIN, vs. HOU, at IND). Led or tied for the team lead in quarterback pressures eight times in 2020 (at MIN, vs. HOU, vs. PIT, at CIN, at BAL, at IND, vs. CLE, at GB). Tied for the team lead in passes defended once in 2020 (vs. IND).

- At Denver (9/14), started at defensive tackle and collected four tackles and a fumble recovery. Gave the Titans offense great field position by recovering a Melvin Gordon III fumble that was forced by Kevin Byard at the Broncos' 23-yard line early in the second quarter. Finished off the Titans' goal-line stand in the second quarter by stuffing Jake Butt for no gain on a short pass on fourth down.
- Against Jacksonville (9/20), started at defensive tackle and posted three tackles and a pass defended. Sealed the victory by deflecting a Gardner Minshew II pass that was intercepted by Harold Landry III with 47 seconds remaining in the game.
- At Minnesota (9/27), started at defensive tackle and registered five tackles, including a sack and a team-best five quarterback pressures.

Ended a Vikings' drive by dropping Kirk Cousins for a six-yard sack on third-and-eight in the first quarter.

- Against Houston (10/18), started at defensive tackle and produced six tackles, including a sack and two quarterback pressures. Teamed with DaQuan Jones to stuff David Johnson for a one-yard loss on a rush off left tackle in the first quarter. Combined with Rashaan Evans to stuff David Johnson for no gain on a goalline rush in the second quarter. Halted a Texans' drive by dropping Deshaun Watson for a 12-yard sack on third-and-eight in the fourth quarter. Made a critical play by batting down a two-point conversion attempt intended to Randall Cobb that would have made it a two-score game late in the fourth quarter.
- Against Pittsburgh (10/25), started at defensive tackle and registered three tackles, a team-high two quarterback pressures and a pass defended. Pounced on James Conner for a 10-yard loss after Ben Roethlisberger pitched him the ball in the first quarter. Stuffed Conner for no gain on a rush up the middle in the third stanza. Batted a Roethlisberger pass that was then intercepted by Jayon Brown late in the third quarter.
- Against Chicago (11/8), named AFC Defensive Player of the Week after starting at defensive tackle and tallying three tackles, a forced fumble, a fumble recovery and a pass defended. Forced a David Montgomery fumble that was scooped up by Desmond King II and returned 63 yards for a touchdown in the third quarter. Deflected a pass intended for Anthony Miller in the final stanza. Recovered a Miller fumble that was forced by Jayon Brown in the fourth quarter.
- At Indianapolis (11/29), started at defensive tackle and recorded four tackles, a sack, two quarterback pressures and a pass defended. Halted a Colts' drive by dropping Philip Rivers for a six-yard sack on third-and-six in the third quarter. Batted down a pass intended for T.Y. Hilton late in the third stanza. Stuffed Nyheim Hines for no gain on a rush up the middle late in the fourth quarter.
- Against Cleveland (12/6), started at defensive tackle and tallied a career-high seven tackles with a quarterback pressure. Combined with David Long Jr. to stuff Nick Chubb for no gain on a rush off left guard in the first quarter. Teamed with Rashaan Evans to stonewall Kareem Hunt for a one-yard loss on a rush up the middle in the opening stanza. Stopped Hunt for no gain on a rush off right tackle in the second quarter.
- Against Detroit (12/20), started at defensive tackle and produced two tackles, two quarterback pressures and a fumble recovery. Recovered a T.J. Hockenson fumble that was forced by Derick Roberson in the third quarter.
- Against Baltimore (1/10), started at defensive tackle and posted three tackles and a stop for a loss. Stuffed Lamar Jackson for a one-yard loss on a rush up the middle in the third quarter.

2019 (9/7, 3/0): Played in nine games with seven starts during his rookie campaign and collected 40 tackles, two sacks, 14 quarterback pressures, two tackles for loss and a pass defended. Spent the first six weeks of the season on the non-football injury list. Saw action in all three postseason contests and notched four tackles, three quarterback pressures and a fumble recovery. Led or tied for the team lead in sacks twice (vs. LAC, at OAK). Tied for the team lead in quarterback pressures once (at HOU). Saw action in his first career game and registered his first career sack against the L.A. Chargers (10/20/19). Made his first career start against Tampa Bay (10/27/19).

- Against L.A. Chargers (10/20), made his NFL debut as a reserve at defensive end and posted six tackles, including a sack, a stop for loss and two quarterback pressures. Teamed with Harold Landry to stonewall Melvin Gordon for a one-yard loss on a rush off right tackle in the opening quarter. Collected his first career sack by dropping Philip Rivers for a three-yard loss in the third quarter. Combined with Rashaan Evans to stop Gordon for no gain on first-and-goal during the final goal-line stand.
- Against Tampa Bay (10/27), notched his first career NFL start at defensive end and tallied four tackles and two quarterback pressures. Stonewalled Peyton Barber for no gain on a first-and-goal rush off right guard in the first quarter.
- At Indianapolis (12/1), started at defensive end and posted five tackles and three quarterback pressures. Teamed with Kamalei Correa to stuff Jonathan Williams for a two-yard loss on a rush off left end in the opening quarter.
- At Oakland (12/8), started at defensive end and amassed five tackles, including a sack and a stop for loss. Stuffed DeAndré Washington for



two-yard loss on a rush off left end late in the first quarter. Halted a Raiders' drive by sacking Derek Carr for a four-yard loss on third-and-two in the third quarter.

- Against Houston (12/15), started at defensive end and totaled four tackles, two quarterback pressures and a pass defended. Halted a potential Texans' scoring drive by deflecting a Deshaun Watson pass at the line of scrimmage that was then intercepted by Jayon Brown in the end zone.
- At Houston (12/29), played as a reserve on the defensive front and recorded three tackles and three quarterback pressures.
- At New England (1/4), saw action as a reserve on the defensive front in his first career postseason contest and posted two tackles and a quarterback pressure.
- At Baltimore (1/11), played as a reserve at defensive end and recorded two tackles, a fumble recovery and two quarterback pressures. Set up the Titans' final touchdown by recovering a Lamar Jackson fumble after a Jurrell Casey strip-sack midway through the third quarter.

COLLEGE:

- During a three-year career as a defensive tackle at Mississippi State, Simmons appeared in 38 contests with 28 starts. He finished his career ranked sixth in school history with 32.5 in tackles for loss. He also tied for sixth in MSU annals with five forced fumbles and tied for fourth with three blocked kicks. His totals also included 163 tackles, seven sacks, seven passes defended and two defensive touchdowns. He was one of two players in the nation to be named a Bednarik Award Semifinalist in both 2017 and 2018.
- As a junior (2018), appeared in 13 games with 12 starts. Led the team and ranked fourth in the SEC with 17 tackles for loss, which made up the third-highest total in school history. Tied for second in the SEC among defensive linemen with 63 total tackles and added a pair of sacks, one forced fumble and four passes defended. Collected two or more tackles for loss in six different games and had at least one in nine contests. Named a Bednarik Award Semifinalist and won the 2018 Conerly Trophy by the Mississippi Sports Hall of Fame and Museum as the top player in Mississippi. Also named second team All-American (AP, The Athletic) and first team All-SEC (AP, Coaches).
- As a sophomore (2017), started all 13 games and tallied 60 tackles, five sacks, 12 tackles for loss, 41 quarterback pressures, two forced fumbles, two fumble recoveries and one pass defended. With three total blocked kicks and punts, became the first SEC player since 2004 to lead the nation in the category. Named first team All-SEC (AP, Coaches, PFF) and was a Bednarik Award Semifinalist. Added 2017 SEC Academic Honor Roll recognition.
- As a freshman (2016), played in 12 games with three starts at defensive tackle and finished with 40 tackles, 3.5 tackles for loss and four quarterback hurries. Led all SEC freshman and tied for the team lead with two forced fumbles. Became the first MSU defensive lineman to earn Freshman All-SEC honors since Chris Jones in 2013. Named to the SEC First-Year Academic Honor Roll.
- Majored in human development at Mississippi State.

PERSONAL:

- Has a son, Jeffery Jr.
- Attended Noxubee County (Macon, Miss.) High School, where he was named the nation's No. 10 overall player and the No. 2 defensive end by Scout.com. Named a five-star prospect by Rivals.com and Scout.com and a four-star prospect by 247Sports.com and ESPN.com. Named the top-rated player in Mississippi by Rivals.com and 247Sports.com.
- As a high school senior in 2015, helped Noxubee County win its second straight MHSAA Class 4A State Championship with a 12-4 overall record. Finished second on the team with 105 tackles. Led the Tigers with 20.5 tackles for loss, 18.5 sacks, 21 quarterback hurries, three blocked field goals and two blocked punts. Also forced two fumbles, recovered two fumbles, broke up five passes and recorded an interception.
- His mother is Brenda Bradley. He has one brother, Dylan, and two sisters, Brooke and Ashley.
- List of favorites: (movie) "The Blind Side"; (TV show) "Martin"; (song on your pregame playlist) "The Man" by Aloe Blacc; (meal) chicken alfredo; (dessert) Pecan Pie; and (sports team as a child) L.A. Lakers with Kobe Bryant.
- Follow Simmons on X at @grindsimmons94 and on Instagram at @jsimmons_94.
- Born Jeffery Bernard Simmons Jr. on July 28, 1997, in Lasalle, La.



JEFFERY SIMMONS' GAME-BY-GAME

2019 Tennessee Titans

Date	Opp	W/L	P/S	Tot Solo Asst	Sk - Yds	QBP	TFL	Int - Yds	-TD	PD	FF	FR - Yds	SpT
Sept 8	@ Cle	W	NFI										
Sept 15	Ind	L	NFI										
Sept 19	@ Jax	L	NFI										
Sept 29	@ Atl	W	NFI										
Oct 6	Buf	L	NFI										
Oct 13	@ Den	L	NFI										
Oct 20	LAC	W	p	6 5 1	1.0 3.0	2	1	0 0	0 0	0 0	0 0	0 0	0 0
Oct 27	TB	W	S	4 3 1	0.0 0.0	2	0	0 0	0 0	0 0	0 0	0 0	0 0
Nov 3	@ Car	L	S	4 1 3	0.0 0.0	1	0	0 0	0 0	0 0	0 0	0 0	0 0
Nov 10	KC	W	S	3 1 2	0.0 0.0	1	0	0 0	0 0	0 0	0 0	0 0	0 0
Nov 24	Jax	W	S	6 3 3	0.0 0.0	0	0	0 0	0 0	0 0	0 0	0 0	0 0
Dec 1	@ Ind	W	S	5 3 2	0.0 0.0	3	0	0 0	0 0	0 0	0 0	0 0	0 0
Dec 8	@ Oak	W	S	5 4 1	1.0 4.0	0	1	0 0	0 0	0 0	0 0	0 0	0 0
Dec 15	Hou	L	S	4 3 1	0.0 0.0	2	0	0 0	0 0	1 0	0 0	0 0	0 0
Dec 22	NO	L	IA										
Dec 29	@ Hou	W	p	3 2 1	0.0 0.0	3	0	0 0	0 0	0 0	0 0	0 0	0 0
Totals	9-7	9/7		40 25 15	2.0 7.0	14	2	0 0	0 0	1 0	0 0	0 0	0 0

Playoffs

Jan 4	@ NE	W	p	2 1 1	0.0 0.0	1	0	0 0	0 0	0 0	1 0	0 0	0 0
Jan 11	@ Bal	W	p	2 2 0	0.0 0.0	2	0	0 0	0 0	0 0	1 0	0 0	0 0
Jan 19	@ KC	L	p	0 0 0	0.0 0.0	0	0	0 0	0 0	0 0	0 0	0 0	0 0
Totals	2-1	3/0		4 3 1	0.0 0.0	3	0	0 0	0 0	0 0	1 0	0 0	0 0

2020 Tennessee Titans

Date	Opp	W/L	P/S	Tot Solo Asst	Sk - Yds	QBP	TFL	Int - Yds	-TD	PD	FF	FR - Yds	SpT
Sept 14	@ Den	W	S	4 3 1	0.0 0.0	0	0	0 0	0 0	0 1	0 0	0 0	0 0
Sept 20	Jax	W	S	3 0 3	0.0 0.0	0	0	0 0	0 0	1 0	0 0	0 0	0 0
Sept 27	@ Min	W	S	5 3 2	1.0 6.0	5	1	0 0	0 0	0 0	0 0	0 0	0 0
Oct 13	Buf	W	R/C										
Oct 18	Hou	W	S	6 4 2	1.0 12.0	2	1	0 0	0 0	0 0	0 0	0 0	0 0
Oct 25	Pit	L	S	3 1 2	0.0 0.0	2	0	0 0	0 0	1 0	0 0	0 0	0 0
Nov 1	@ Cin	L	S	4 2 2	0.0 0.0	1	0	0 0	0 0	0 0	0 0	0 0	0 0
Nov 8	Chi	W	S	3 3 0	0.0 0.0	0	0	0 0	0 0	1 1	1 0	0 0	0 0
Nov 12	Ind	L	S	2 0 2	0.0 0.0	0	0	0 0	0 0	1 0	0 0	0 0	0 0
Nov 22	@ Bal	W	S	3 1 2	0.0 0.0	1	0	0 0	0 0	0 0	0 0	0 0	0 0
Nov 29	@ Ind	W	S	4 2 2	1.0 6.0	2	1	0 0	0 0	1 0	0 0	0 0	0 0
Dec 6	Cle	L	S	7 3 4	0.0 0.0	1	0	0 0	0 0	0 0	0 0	0 0	0 0
Dec 13	@ Jax	W	S	1 1 0	0.0 0.0	1	0	0 0	0 0	0 0	0 0	0 0	0 0
Dec 20	Det	W	S	2 0 2	0.0 0.0	2	0	0 0	0 0	0 1	0 0	0 0	0 0
Dec 27	@ GB	L	S	2 1 1	0.0 0.0	1	0	0 0	0 0	0 0	0 0	0 0	0 0
Jan 3	@ Hou	W	S	0 0 0	0.0 0.0	2	0	0 0	0 0	0 0	0 0	0 0	0 0
Totals	11-5	15/15		49 24 25	3.0 24.0	20	3	0 0	0 0	5 1	3 0	0 0	0 0

Playoffs

Jan 10	Bal	L	S	3 2 1	0.0 0.0	0	1	0 0	0 0	0 0	0 0	0 0	0 0
Totals	0-1	1/1		3 2 1	0.0 0.0	0	1	0 0	0 0	0 0	0 0	0 0	0 0

2021 Tennessee Titans

Date	Opp	W/L	P/S	Tot Solo Asst	Sk - Yds	QBP	TFL	Int - Yds	-TD	PD	FF	FR - Yds	SpT
Sept 12	Ari	L	S	5 5 0	1.0 7.0	2	1	0 0	0 0	0 0	0 0	0 0	0 0
Sept 19	@ Sea	W	S	1 0 1	0.5 3.5	4	0	0 0	0 0	0 0	0 0	0 0	0 0
Sept 26	Ind	W	S	3 2 1	0.0 0.0	3	0	0 0	0 0	1 0	0 0	0 0	0 0
Oct 3	@ NYJ	L	S	4 4 0	0.0 0.0	2	1	0 0	0 0	0 0	0 0	0 0	0 0
Oct 10	@ Jax	W	S	3 3 0	0.0 0.0	3	1	0 0	0 0	1 0	0 0	0 0	0 0
Oct 18	Buf	W	S	5 3 2	1.0 7.0	7	1	0 0	0 0	0 0	0 0	0 0	0 0
Oct 24	KC	W	S	2 1 1	0.0 0.0	4	0	0 0	0 0	0 0	0 0	0 0	0 0
Oct 31	@ Ind	W	S	1 1 0	0.0 0.0	6	0	0 0	0 0	0 0	0 0	0 0	0 0
Nov 7	@ LAR	W	S	6 3 3	3.0 26.0	10	3	0 0	0 0	0 0	0 0	0 0	0 0

Nov 14	NO	W	S	4 4 0	2.0 12.0	3	2	0 0	0 0	1 0	0 0	0 0	0 0
Nov 21	Hou	L	S	5 4 1	0.0 0.0	0	1	0 0	0 0	1 0	0 0	0 0	0 0
Nov 28	@ NE	L	S	6 4 2	0.0 0.0	0	0	0 0	0 0	0 0	0 0	0 0	0 0
Dec 12	Jax	W	S	3 3 0	0.0 0.0	3	1	0 0	0 0	1 0	0 0	0 0	0 0
Dec 19	@ Pit	L	S	1 1 0	0.0 0.0	1	0	0 0	0 0	1 0	0 0	0 0	0 0
Dec 23	SF	W	S	2 2 0	0.0 0.0	4	0	0 0	0 0	0 0	0 0	0 0	0 0
Jan 2	Mia	W	S	1 1 0	0.0 0.0	2	0	0 0	0 0	0 0	0 0	0 0	0 0
Jan 9	@ Hou	W	S	2 1 1	1.0 9.0	4	1	0 0	0 0	0 0	0 0	0 0	0 0
Totals	12-5	17/17		54 42 12	8.5 64.5	58	12	0 0	0 0	6 0	0 0	0 0	0 0

Playoffs

Jan 22	Cin	L	S	8 7 1	3.0 28.0	3	3	0 0	0 0	0 0	0 0	0 0	0 0
Totals	0-1	1/1		8 7 1	3.0 28.0	3	3	0 0	0 0	0 0	0 0	0 0	0 0

2022 Tennessee Titans

Date	Opp	W/L	P/S	Tot Solo Asst	Sk - Yds	QBP	TFL	Int - Yds	-TD	PD	FF	FR - Yds	SpT
Sept 11	NYG	L	S	6 4 2	2.0 19.0	6	2	0 0	0 0	1 0	0 0	0 0	0 0
Sept 19	@ Buf	L	S	0 0 0	0.0 0.0	2	0	0 0	0 0	1 0	0 0	0 0	0 0
Sept 25	LV	W	S	2 0 2	0.0 0.0	5	0	0 0	0 0	1 0	0 0	0 0	0 0
Oct 2	@ Ind	W	S	5 1 4	0.0 0.0	0	0	0 0	0 0	0 0	0 0	0 0	0 0
Oct 9	@ Was	W	S	5 3 2	1.5 4.0	7	0	0 0	0 0	1 0	0 0	0 0	0 0
Oct 23	Ind	W	S	6 3 3	1.0 9.0	4	2	0 0	0 0	0 0	0 0	0 0	0 0
Oct 30	@ Hou	W	S	2 2 0	1.0 12.0	5	2	0 0	0 0	0 0	0 0	0 0	0 0
Nov 6	@ KC	L	S	4 3 1	0.0 0.0	2	0	0 0	0 0	1 0	0 0	0 0	0 0
Nov 13	Den	W	IA										
Nov 17	@ GB	W	S	5 1 4	1.0 12.0	1	1	0 0	0 0	0 0	0 0	0 0	0 0
Nov 27	Cin	L	S	6 3 3	0.0 0.0	0	1	0 0	0 0	0 0	0 0	0 0	0 0
Dec 4	@ Phi	L	S	1 0 1	0.0 0.0	0	0	0 0	0 0	1 0	0 0	0 0	0 0
Dec 11	Jax	L	S	0 0 0	0.0 0.0	3	0	0 0	0 0	2 0	0 0	0 0	0 0
Dec 18	@ LAC	L	S	7 3 4	1.0 9.0	3	1	0 0	0 0	0 0	0 0	0 0	0 0
Dec 24	Hou	L	S	4 1 3	0.0 0.0	3	0	0 0	0 0	0 0	0 0	0 0	0 0
Dec 29	Dal	L	IA										
Jan 7	@ Jax	L	S	1 1 0	0.0 0.0	2	0	0 0	0 0	0 0	0 0	0 0	0 0
Totals	7-10	15/15		54 25 29	7.5 65.0	43	9	0 0	0 0	7 1	0 0	0 0	0 0

2023 Tennessee Titans

Date	Opp	W/L	P/S	Tot Solo Asst	Sk - Yds	QBP	TFL	Int - Yds	-TD	PD	FF	FR - Yds	SpT
Sept 10	@ NO	L	S	5 3 2	1.0 3.0	3	2	0 0	0 0	0 0	0 0	0 0	0 0
Sept 17	LAC	W	S	5 2 3	1.0 9.0	4	1	0 0	0 0	0 0	0 0	0 0	0 0
Sept 24	@ Cle	L	S	2 2 0	0.0 0.0	4	0	0 0	0 0	0 0	0 0	0 0	0 0
Oct 1	Cin	W	S	2 1 1	0.5 4.0	5	0	0 0	0 0	0 0	0 0	0 0	0 0
Oct 8	@ Ind	L	S	3 1 2	0.0 0.0	3	0	0 0	0 0	0 0	0 0	0 0	0 0
Oct 15	Bal	L	S	2 2 0	0.0 0.0	2	0	0 0	0 0	0 0	0 0	0 0	0 0
Oct 29	Atl	W	S	5 5 0	2.0 14.0	6	2	0 0	0 0	1 0	0 0	0 0	0 0
Nov 2	@ Pit	L	S	7 4 3	0.0 0.0	1	1	0 0	0 0	0 0	0 0	0 0	0 0
Nov 12	@ TB	L	S	4 2 2	0.0 0.0	2	0	0 0	0 0	1 0	0 0	0 0	0 0
Nov 19	@ Jax	L	S	2 2 0	0.0 0.0	2	1	0 0	0 0	0 0	0 0	0 0	0 0
Nov 26	Car	W	S	5 5 0	1.0 7.0	5	3	0 0	0 0	0 0	1 2	0 0	0 0
Dec 3	Ind	L	S	2 1 1	0.0 0.0	1	0	0 0	0 0	0 0	0 0	0 0	0 0
Dec 11	@ Mia	W	IA										
Dec 17	Hou	L	IA										
Dec 24	Sea												
Dec 31	@ Hou												
Jan 7	Jax												
Totals	5-9	12/12		44 30 14	5.5 37.0	38	10	0 0	0 0	1 1	1 1	2 0	0 0

Placed on injured reserve on Dec. 23



JEFFERY SIMMONS' NFL STATISTICS

REGULAR SEASON				TACKLES							INTERCEPTIONS					FUMBLES			
Year	Team	GP	GS	Tot	Solo	Asst	Sk	Yds	QBP	TFL	No	Yds	Lg	TD	PD	FF	FR	Yds	SpT
2019	Tennessee	9	7	40	25	15	2.0	7.0	14	2	0	0	0	0	1	0	0	0	0
2020	Tennessee	15	15	49	24	25	3.0	24.0	20	3	0	0	0	0	5	1	3	0	0
2021	Tennessee	17	17	54	42	12	8.5	64.5	58	12	0	0	0	0	6	0	0	0	0
2022	Tennessee	15	15	54	25	29	7.5	65.0	43	9	0	0	0	0	7	1	0	0	0
2023	Tennessee	12	12	44	30	14	5.5	37.0	38	10	0	0	0	0	1	1	1	2	0
NFL Totals		68	66	241	146	95	26.5	197.5	173	36	0	0	0	0	20	3	4	2	0

PLAYOFFS				TACKLES							INTERCEPTIONS					FUMBLES			
Year	Team	GP	GS	Tot	Solo	Asst	Sk	Yds	QBP	TFL	No	Yds	Lg	TD	PD	FF	FR	Yds	SpT
2019	Tennessee	3	0	4	3	1	0.0	0.0	3	0	0	0	0	0	0	0	1	0	0
2020	Tennessee	1	1	3	2	1	0.0	0.0	0	1	0	0	0	0	0	0	0	0	0
2021	Tennessee	1	1	8	7	1	3.0	28.0	3	3	0	0	0	0	0	0	0	0	0
NFL Totals		5	2	15	12	3	3.0	28.0	6	4	0	0	0	0	0	0	1	0	0

Single-Game Highs

Tackles - 7 (Three times, last at Pittsburgh 11/2/23)
 Sacks - 3 at L.A. Rams (11/7/21)
 Quarterback Pressures - 10 at L.A. Rams (11/7/21)
 Tackles For Loss - 3 (Twice, last vs. Carolina 11/26/23)
 Fumble Recovery - 1 (Four times, last vs. Carolina 11/26/23)
 Forced Fumbles - 1 (Three times, last vs. Atlanta 10/29/23)
 Passes Defensed - 2 vs. Jacksonville (12/11/22)

Additional Statistics

Receptions - 1 for 2-yard touchdown at Jacksonville (11/19/23)

Playoff Single-Game Highs

Tackles - 8 vs. Cincinnati (1/22/22)
 Sacks - 3 vs. Cincinnati (1/22/22)
 Quarterback Pressures - 3 vs. Cincinnati (1/22/22)
 Fumble Recovery - 1 at Baltimore (1/11/20)



73 LACHAVIOUS SIMMONS

OFFENSIVE LINEMAN • 6'5" • 315 LBS

COLLEGE: TENNESSEE STATE • ACQUIRED: FREE AGENT - 2023

NFL EXPERIENCE (NFL/TITANS): 3/1 • HOMETOWN: SELMA, ALA.

GAMES PLAYED/GAMES STARTED: 2/1 (PLAYOFFS: 0/0)



PRO: The Titans signed Lachavious Simmons to the team's practice squad during the 2023 season to bring depth to the offensive line unit. The 6-foot-5-inch, 315-pounder was originally drafted by the Chicago Bears in the seventh-round (227th overall) of the 2020 NFL Draft. The Selma, Ala., native played in two games for the Bears before signing to the Arizona Cardinals' practice squad in 2022.

TITANS TIDBITS:

- After spending five seasons with Tennessee State, Simmons was drafted by the Chicago Bears in the seventh round of the 2020 NFL Draft. He was the only HBCU player to be drafted in 2020 and the 121st Tiger to be drafted in school history.

CAREER TRANSACTIONS:

- The Selma, Ala., native was originally drafted by the Chicago Bears in the seventh round (227th overall) of the 2020 NFL Draft.
- Waived by the Bears on Sept. 5, 2020 and signed to the team's practice squad a day later.
- Activated from the Bears' practice squad to the active roster standard elevation on Nov. 3, 2020.
- Waived by the Bears on Aug. 30, 2022 and signed to the team's practice squad a day later.
- Released from the team's practice squad on Sept. 12, 2022.
- Signed by the Arizona Cardinals to the team's practice squad on Sept. 20, 2022.
- Released from the Cardinals practice squad on Oct. 5, 2022.
- Signed by the Cardinals to the team's practice squad on Dec. 28, 2022.
- Waived by the Cardinals on Aug. 31, 2023.
- Signed by the Titans to the team's practice squad on Nov. 7, 2023.

SEASON RECAPS:

2023 (0/0 - Arizona; 0/0 - Tennessee): Spent a portion of the season with the Arizona Cardinals' practice squad before being released and signed to the Titans' practice squad.

2022 (0/0 - Chicago; 0/0 - Arizona): Spent a portion of the season on the Chicago Bears' practice squad before being released and signed to the Arizona Cardinals' practice squad.

2021 (2/1 - Chicago): Played in two games. Made his NFL debut and first NFL start at Tampa Bay (10/24).

2020 (0/0 - Chicago): Did not see game action as a rookie in 2020.

COLLEGE:

- Played collegiately at Tennessee State (2015-19), where he started 26 of 41 games played. Made starts at right guard, right tackle, left guard, and left tackle during his college career.
- As a senior (2019), started all 12 games. Was one of only seven Tigers to start all 12 games. Anchored an offensive line that averaged 400.1 yards per game. Protected quarterback Cameron Rosendahl who set a TSU record with 241 completions and the second most passing yards in a season.
- As a junior (2018), appeared in seven games with six starts. Saw time at left guard, left tackle and right tackle. Helped an offensive unit which

ranked 20th in the country in passing and ranked 31st in total offense in 2018.

- As a sophomore (2017), played in all 11 games with seven starts at right tackle.
- As a redshirt freshman (2016), played in all 11 games with one start at left tackle. Part of an offensive line that allowed a OVC low 14 sacks.
- As a freshman (2015), did not see game action. Redshirted.
- Majored in human performance and sport sciences at Tennessee State.

PERSONAL:

- Attended Selma (Ala.) High School where he played on both sides of the ball.
- Fielded offers from Jacksonville State, Alabama A&M, Alabama State, Samford and Savanna State.
- Son of Quincella Simmons and Eric Young.
- Has one son, Amir.
- Follow Simmons on X and Instagram at @trenchmob60.
- Born Lachavious Simmons on Sept. 12, 1996 in Selma, Ala.

LACHAVIOUS SIMMONS' NFL STATISTICS

REGULAR SEASON

Year	Team	GP	GS
2020	Chicago	0	0
2021	Chicago	2	1
2022	Chicago/Arizona	0	0
2023	Arizona/Tennessee	0	0
NFL Totals		2	1

Starts Breakdown:

2021 - RT 1



77 PETER SKORONSKI

OFFENSIVE LINEMAN • 6'4" • 313 LBS

COLLEGE: NORTHWESTERN • ACQUIRED: 1ST ROUND - 2023

NFL EXPERIENCE (NFL/TITANS): 2/2 • HOMETOWN: PARK RIDGE, ILL.

GAMES PLAYED/GAMES STARTED: 14/14 (PLAYOFFS: 0/0)



PRO: The Titans selected Northwestern's Peter Skoronski with the 11th overall pick in the 2023 NFL Draft. The 6-foot-4-inch, 313-pound offensive lineman brings outstanding technique, athleticism and physicality to his position. While he was a three-year starter at left tackle, he possessed the versatility to make the move inside to guard, where he started 14 games as a rookie. A native of Park Ridge, Ill., Skoronski did not miss a game or a start in his three seasons at Northwestern, appearing in 33 contests at left tackle.

CAREER HIGHLIGHTS:

- In 2022, Skoronski's third and final season at Northwestern, he became the first unanimous first-team All-American in program history after starting all 12 games at left tackle.

TITANS TIDBITS:

- His grandfather, Bob Skoronski, was a left tackle for the Green Bay Packers, playing nine total seasons with the franchise. He missed two seasons while serving in the U.S. Air Force. He was a permanent offensive captain for the Packers under Vince Lombardi from 1964 to 1968 and played on five NFL championship teams. In 1976, he was inducted into the Packers Hall of Fame.
- Among all offensive linemen at the 2023 NFL Scouting Combine, Skoronski placed second in the vertical jump (34.50 inches), second in the broad jump (9 feet 7 inches), fifth in the bench press (30 reps) and ninth in the 10-yard split (1.75 seconds).
- Has a black lab named Slim.
- Minored in history in college and considers himself a "history nerd."
- Enjoys country music and names Luke Combs, Tim McGraw and Darius Rucker among his favorites.
- Fan of the TV show "The Office."

CAREER TRANSACTIONS:

- The Park Ridge, Ill., native was selected by the Titans in the first round (11th overall) of the 2023 NFL Draft.

SEASON RECAPS:

2023 (14/14): Started 14 games at left guard as a rookie and helped open holes for Derrick Henry to finish second in the NFL with 1,167 rushing yards. Was inactive for three contests. Made his NFL debut and his first career start at New Orleans (9/10/23).

- At New Orleans (9/10), started at left guard in his first career NFL contest.
- At Indianapolis (10/8), returned to the lineup as a starter at left guard and was a part of an offensive line that allowed just one sack on 35 pass attempts.
- Against Atlanta (10/29), started at left guard and protected for an offensive unit that accumulated 375 total yards, including a 101-yard rushing performance by Derrick Henry. Helped give rookie quarterback Will Levis time to amass 238 passing yards with four touchdown tosses in his first career start.
- Against Indianapolis (12/3), started at left guard and helped open holes for Titans' ball carriers to gain 177 yards on the ground, including 102 yards and two rushing scores from Derrick Henry.
- At Miami (12/11), started at left guard and protected for an offense that amassed a season-best 403 total yards, including a career-high 327 passing yards for Will Levis.
- Against Seattle (12/24), started at left guard and helped open holes for Titans' rushers to gain 162 yards on the ground.
- Against Jacksonville (1/7), started at left guard and helped block for Titans' ball carriers to gain 175 yards on the ground, including a season-

high 153 rushing yards by Derrick Henry.

COLLEGE:

- Skoronski started all 33 games at left tackle during his career at Northwestern without missing a game. He earned second-team All-Big Ten honors as a freshman and first-team recognition in each of the next two seasons. He became the first offensive lineman in program history to earn two All-Big Ten first-team awards. He became Northwestern's highest draft selection since guard Chris Hinton went to Denver with the fourth pick in 1983, and he was the 11th player in program history to be picked in the first round.
- As a junior (2022), named the Rimington-Pace Big Ten Offensive Lineman of the Year—the first ever by a Northwestern lineman—after starting all 12 games at left tackle. He was the first player in school history to become a unanimous first-team All-American and was named first-team All-Big Ten by coaches and media. He finished as a finalist for the 2022 Outland Trophy, recognizing nation's best college interior lineman on both offense and defense. He finished the season with PFF's highest pass-blocking grade in the country at 93.0 after allowing six pressures on 480 pass-blocking snaps. His 79.1 PFF run-blocking grade placed fifth among all qualifying Power 5 tackles.
- As a sophomore (2021), started all 12 games at left tackle and helped pave the way for Evan Hull's 1,000-yard rushing season. He was named first-team All-Big Ten by the league's coaches and second-team All-Big Ten by the media.
- As a true freshman (2020), started all nine contests during a COVID-19 shortened campaign and anchored the left side of a line that helped the Wildcats make a 2020 Big Ten Championship Game appearance. He was named second-team All-Big Ten. Additionally, he earned True Freshman All-American recognition by 247Sports as the highest-graded true first-year performer in the Big Ten among all positions. He helped pave the way for 16 rushing touchdowns and a 162.8 rushing yards per game average and helped the offensive line allow only 1.29 sacks per game in the Big Ten regular season, the third fewest in the conference.
- Majored in economics at Northwestern.

PERSONAL:

- Attended Maine South (Park Ridge, Ill.) High School, where he was a four-star prospect, the No. 4 center nationally and the No. 2 player in Illinois, according to 247Sports. He was a three-year letter winner and 2019 team captain who recorded 173 pancakes in three seasons with the Hawks.
- Earned All-State honors in 2018 and 2019 and was a three-time All-Conference and All-Area selection.
- Led Maine South to back-to-back-to-back CSL conference championships and was a member of the 2016 state champion team.
- Lettered three times in basketball and three times in track and field (shot put and discus) and was a National Honor Society member.
- Parents are Anne and Bob.
- Siblings are Elizabeth and Robbie.
- Follow Skoronski on X at @pskoronski and on Instagram at @peterskoronski.
- Born Peter Joseph Skoronski on July 31, 2001 in Chicago, Ill.



PETER SKORONSKI'S NFL STATISTICS

REGULAR SEASON

Year	Team	GP	GS
2023	Tennessee	14	14
NFL Totals		14	14

Starts Breakdown:

2023 - LG 14



38 L'JARIUS SNEED

CORNERBACK • 6'1" • 192 LBS

COLLEGE: LOUISIANA TECH • ACQUIRED: TRADE - 2024 (KC) NFL

EXPERIENCE (NFL/TITANS): 5/1 • HOMETOWN: MINDEN, LA.

GAMES PLAYED/GAMES STARTED: 57/54 (PLAYOFFS: 13/13)



CHAMPION



CHAMPION

PRO: The Titans traded for L'Jarius Sneed during the 2024 offseason to bolster the leadership and add a veteran presence to the secondary. The 6-foot-1-inch, 192-pounder arrived in Nashville having amassed 10 interceptions and 40 passes defended in his first four NFL regular seasons with the Kansas City Chiefs (2020-2023). The Louisiana Tech product also has an abundance of postseason experience having started 13 postseason contests while collecting 75 tackles, two sacks, an interception and seven passes defended in his playoff career.

CAREER HIGHLIGHTS:

- Sneed won a pair of Super Bowl titles (2022, 2023) as a member of the Kansas City Chiefs.
- In 2023, Sneed amassed 78 tackles, two interceptions, a career-best 14 passes defended and a fumble recovery.
- In 2022, Sneed posted career-highs with 108 tackles and 3.5 sacks to go along with three interceptions, 11 passes defended, three forced fumbles and a fumble recovery.
- As a rookie in 2020, Sneed was named to the Pro Football Writer's Association All-Rookie team after notching 41 tackles, three interceptions, two sacks and seven passes defended in just nine games.

TITANS TIDBITS:

- After playing wide receiver at Minden (La.) High School, Sneed converted to cornerback at Louisiana Tech and saw playing time in his true freshman season. His initial collegiate campaign was highlighted by an interception return touchdown against Western Kentucky in the Conference USA Championship Game.

CAREER TRANSACTIONS:

- The Minden, La., native was selected by the Kansas City Chiefs in the fourth round (138th overall) of the 2020 NFL Draft.
- Traded by the Chiefs to the Titans along with a 2024 seventh-round pick in exchange for a 2024 seventh-round pick and a 2025 third-round selection on April 1, 2024.

SEASON RECAPS:

- 2023 (16/16, 4/4 - Kansas City):** Started 16 games at cornerback and registered 78 tackles, two interceptions, 14 passes defended and a fumble recovery. Was inactive for the regular season finale. Started all four postseason games and amassed 17 tackles, three passes defended and a forced fumble while helping the Chiefs to back-to-back Super Bowl championships.
- Against the L.A. Chargers (10/22), collected six tackles and intercepted a Justin Herbert pass intended for Donald Parham Jr. in the third quarter.
 - Against Philadelphia (11/20), recorded three tackles while picking off a Jalen Hurts pass intended for A.J. Brown in the second stanza.
 - Against Buffalo (12/10), posted seven tackles and a season-high three passes defended.
 - At New England (12/17), tied a season-high with nine tackles, including two stops for loss and two passes defended.
 - Against Miami (1/13), produced four tackles and two passes defended in the wild card matchup.

- Against San Francisco in Super Bowl LVIII (2/11), collected three tackles and a pass defended in the victory.

2022 (17/17, 3/3 - Kansas City): Started all 17 games for the first time in his career and posted career-highs with 108 tackles and 3.5 sacks. Added three interceptions, 11 passes defended, three forced fumbles and a fumble recovery. Started all three postseason games on the road to a Super Bowl title and tallied 17 tackles and two passes defended.

- At Arizona (9/11), notched eight tackles, a seven-yard sack and a pass defended.
- At Tampa Bay (10/2), collected a season-best nine tackles, including a 12-yard sack and a forced fumble.
- Against the L.A. Rams (11/27), recorded seven tackles and an interception of Bryce Perkins that he returned 26 yards.
- Against Denver (1/1), posted three tackles while picking off a Russell Wilson pass intended for Jerry Jeudy and returning it 25 yards early in the fourth quarter.
- Against Philadelphia in Super Bowl LVII (2/12), collected seven tackles and two passes defended in the victory.

2021 (15/15, 3/3 - Kansas City): Started 15 games at cornerback and notched 76 tackles, two interceptions, a sack, seven tackles for loss, a forced fumble and a fumble recovery. Was inactive for two contests. Started all three postseason games and collected 27 tackles with an interception.

- At Philadelphia (10/3), collected four tackles, including a 21-yard strip sack of Jalen Hurts but the loose ball was recovered by the Eagles.
- Against Green Bay (11/7), registered six tackles and an interception of Jordan Love.
- Against Dallas (11/21), posted six tackles and three passes defended, including an interception of Dak Prescott late in the fourth quarter.
- Against Cincinnati (1/30), recorded a postseason-high 10 tackles to go along with an interception of a Joe Burrow pass intended for Ja'Marr Chase early in the fourth quarter.

2020 (9/6, 3/3 - Kansas City): Saw action in nine games with six starts at cornerback as a rookie and posted 41 tackles, three interceptions, two sacks and seven passes defended. Selected to the PFWA All-Rookie team. Placed on injured reserve on Sept. 30 and missed six contests before being designated to return on Nov. 21. Did not play in the regular season finale. Started all three postseason games and recorded nine tackles, including two sacks and two quarterback pressures.

- Against Houston (9/10), started in his NFL debut and collected his first career interception by stepping in front of a Deshaun Watson pass intended for Brandin Cooks and returning it 39 yards early in the fourth quarter. Added three tackles and another pass defended.
- At L.A. Chargers (9/20), recorded an interception for the second consecutive week by picking off Justin Herbert at the Chiefs' five-yard line. He became the first rookie cornerback to record an interception in the first two games of the season since Marcus Peters did so in the first two weeks of the 2015 season.
- At Miami (12/13), tallied a season-high eight tackles to go along with a pass defended.



- At New Orleans (12/20), collected three tackles, an interception, three passes defended and a sack. Picked off a Drew Brees pass intended for Lil'Jordan Humphrey in the first quarter. Notched the first sack of his career, dropping Brees for a loss of nine yards.
- Against Cleveland (1/17), made his postseason debut and registered six tackles, including an eight-yard sack of Baker Mayfield.
- Against Buffalo (1/24), posted five tackles with a 15-yard sack of Josh Allen in the first quarter.

COLLEGE:

- Appeared in 51 games during his four seasons (2016-19) at Louisiana Tech and tallied 179 tackles, six tackles for loss, 2.5 sacks, eight interceptions (three returned for touchdowns) and 28 passes defended.
- As a senior (2019), moved to safety and started all 13 games while earning All-Conference-USA second-team honors. Registered a team-high 73 tackles to go along with 3.5 tackles for loss and three interceptions including one pick-six.
- As a junior (2018), saw action in all 13 games with 12 starts and posted 59 tackles, eight pass break-ups and three interceptions returned for 43 yards with a touchdown. Named All-Conference USA honorable mention.
- As a sophomore (2017), played in 11 games with six starts and recorded 30 tackles, an interception and six passes defended on the season.

- As a freshman (2016), played in all 14 games for the Bulldogs, making two starts in the final two games of the season. Registered 17 total tackles and one interception he returned 48 yards for a touchdown.

PERSONAL:

- Attended Minden (La.) High School, earning first-team All-District honors his junior and senior years with All-Area honors his senior season.
- As a senior (2016), was a two-way player that helped lead the team to a 9-3 record, advancing to the second round of the LHSAA 4A state playoffs.
- As a junior (2015), played safety and registered seven interceptions returned for 252 yards and four touchdowns.
- Son of Bobby and Jane Sneed.
- Has three older siblings: Nicole Griffen, T.Q. Mims and the late T.Q. Harrison.
- Sneed's brother, T.Q. Mims, played football at Arkansas-Pine Bluff from 2010 to 2013.
- Follow Sneed on X at @jay_sneed.
- Follow Sneed on Instagram at @sneed_.
- Born L'Jaruis Sneed on Jan. 21, 1997 in Minden, La.

L'JARUIS SNEED'S GAME-BY-GAME

2020 Kansas City Chiefs

Date	Opp	W/L	P/S	Tot	Solo	Asst	Sk	- Yds	QBP	TFL	Int	- Yds	-TD	PD	FF	FR	- Yds	SpT
Sept 10	Hou	W	S	3	3	0	0.0	0.0	0	0	1	39	1	2	0	0	0	0
Sept 20	@LAC	W	S	7	6	1	0.0	0.0	0	0	1	0	0	1	0	0	0	0
Sept 28	@Bal	W	S	1	1	0	0.0	0.0	0	0	0	0	0	0	0	0	0	0
Oct 5	NE	W	IR															
Oct 11	LV	L	IR															
Oct 19	@Buf	W	IR															
Oct 25	@Den	W	IR															
Nov 1	NYJ	W	IR															
Nov 8	Car	W	IR															
Nov 22	@LV	W	S	3	1	2	0.0	0.0	0	0	0	0	0	0	0	0	0	0
Nov 29	@TB	W	S	3	2	1	0.0	0.0	0	0	0	0	0	0	0	0	0	0
Dec 6	Den	W	p	6	4	2	0.0	0.0	0	0	0	0	0	0	0	0	0	0
Dec 13	@Mia	W	p	8	7	1	0.0	0.0	0	0	0	0	0	1	0	0	0	0
Dec 20	@NO	W	S	3	1	2	1.0	9.0	2	1	1	3	0	3	0	0	0	0
Dec 27	Atl	W	p	7	6	1	1.0	10.0	2	1	0	0	0	0	0	0	0	0
Jan 3	LAC	L	DNP															
Totals				14-2	9/6	41	31	10	2.0	19.0	4	2	3	42	0	7	0	0

Playoffs

Jan 17	Cle	W	S	6	3	3	1.0	8.0	1	2	0	0	0	0	0	0	0	0
Jan 24	Buf	W	S	5	4	1	1.0	15.0	1	1	0	0	0	0	0	0	0	0
Feb 7	@TB	L	S	3	2	1	0.0	0.0	0	0	0	0	0	0	0	0	0	0
Totals				2-1	3/3	14	9	5	2.0	23.0	2	3	0	0	0	0	0	0

2021 Kansas City Chiefs

Date	Opp	W/L	P/S	Tot	Solo	Asst	Sk	- Yds	QBP	TFL	Int	- Yds	-TD	PD	FF	FR	- Yds	SpT
Sept 12	Cle	W	S	7	7	0	0.0	0.0	0	0	0	0	0	0	0	0	0	0
Sept 19	@Bal	L	S	3	3	0	0.0	0.0	0	0	0	0	0	0	0	0	0	0
Sept 26	LAC	L	S	6	5	1	0.0	0.0	0	2	0	0	0	0	0	0	0	0
Oct 3	@Phi	W	S	4	3	1	1.0	21.0	3	0	0	0	0	0	1	0	0	0
Oct 10	Buf	L	S	2	2	0	0.0	0.0	0	1	0	0	0	1	0	0	0	0
Oct 17	@Was	W	S	4	4	0	0.0	0.0	0	1	0	0	0	0	0	1	0	0
Oct 24	@Ten	L	S	7	5	2	0.0	0.0	1	0	0	0	0	0	0	0	0	0
Nov 1	NYG	W	S	7	5	2	0.0	0.0	1	0	0	0	0	0	0	0	0	0
Nov 7	GB	W	S	6	3	3	0.0	0.0	0	0	1	0	0	2	0	0	0	0
Nov 14	@LV	W	S	6	5	1	0.0	0.0	1	1	0	0	0	0	0	0	0	0
Nov 21	Dal	W	S	6	5	1	0.0	0.0	0	1	1	2	0	3	0	0	0	0
Dec 5	Den	W	S	4	2	2	0.0	0.0	2	0	0	0	0	0	0	0	0	0
Dec 12	LV	W	IA															
Dec 16	@LAC	w	IA															
Dec 26	Pit	W	S	6	4	2	0.0	0.0	0	1	0	0	0	1	0	0	0	0
Jan 2	@Cin	L	S	2	1	1	0.0	0.0	0	0	0	0	0	1	0	0	0	0
Jan 8	@Den	W	S	6	3	3	0.0	0.0	0	0	0	0	0	0	0	0	0	0
Totals				12-5	15/15	76	57	19	1.0	21.0	8	7	2	2	0	8	1	0

Playoffs

Jan 16	Pit	W	S	8	6	2	0.0	0.0	0	0	0	0	0	0	0	0	0	0
Jan 23	Buf	W	S	9	6	3	0.0	0.0	0	0	0	0	0	1	0	0	0	0
Jan 30	Cin	L	S	10	8	2	0.0	0.0	0	1	1	0	0	1	0	0	0	0
Totals				2-1	3/3	27	20	7	0.0	0.0	0	1	1	0	2	0	0	0

2022 Kansas City Chiefs

Date	Opp	W/L	P/S	Tot	Solo	Asst	Sk	- Yds	QBP	TFL	Int	- Yds	-TD	PD	FF	FR	- Yds	SpT
Sept 11	@Ari	W	S	8	8	0	1.0	7.0	2	1	0	0	0	1	0	0	0	0
Sept 15	LAC	W	S	8	7	1	0.0	0.0	2	0	0	0	0	0	0	0	0	0
Sept 25	@Ind	L	S	7	5	2	1.0	10.0	1	0	0	0	0	0	1	1	5	0
Oct 2	@TB	W	S	9	7	2	1.0	12.0	1	0	0	0	0	0	1	0	0	0
Oct 10	LV	W	S	7	5	2	0.0	0.0	0	0	0	0	0	0	0	1	0	0
Oct 16	Buf	L	S	8	4	4	0.0	0.0	1	1	0	0	0	0	0	0	0	0
Oct 23	@SF	W	S	6	4	2	0.5	2.0	1	0	0	0	0	1	0	0	0	0
Nov 6	Ten	W	S	5	3	2	0.0	0.0	1	0	0	0	0	2	0	0	0	0
Nov 13	Jax	W	S	6	2	4	0.0	0.0	2	0	0	0	0	0	0	0	0	0
Nov 20	@LAC	W	S	5	5	0	0.0	0.0	0	1	0	0	0	2	0	0	0	0
Nov 27	LAR	W	S	7	5	2	0.0	0.0	1	1	1	26	0	2	0	0	0	0
Dec 4	@Cin	L	S	6	3	3	0.0	0.0	0	0	0	0	0	0	0	0	0	0
Dec 11	@Den	W	S	7	3	4	0.0	0.0	1	0	1	6	0	2	0	0	0	0
Dec 18	@Hou	W	S	6	5	1	0.0	0.0	0	0	0	0	0	0	0	0	0	0
Dec 24	Sea	W	S	7	5	2	0.0	0.0	0	1	0	0	0	0	0	0	0	0
Jan 1	Den	W	S	3	2	1	0.0	0.0	0	0	1	25	0	1	0	0	0	0
Jan 7	@LV	W	S	3	2	1	0.0	0.0	0	0	0	0	0	0	0	0	0	0
Totals				14-3	17/17	108	75	33	3.5	31.0	13	5	3	57	0	11	3	1

Playoffs

Jan 21	Jax	W	S	9	6	3	0.0	0.0	0	0	0	0	0	0	0	0	0	0
Jan 29	Cin	W	S	1	1	0	0.0	0.0	0	0	0	0	0	0	0	0	0	0
Feb 12	@Phi	W	S	7	3	4	0.0	0.0	0	0	0	0	0	2	0	0	0	0
Totals				3-0	3/3	17	10	7	0.0	0.0	0	0	0	0	2	0	0	0

2023 Kansas City Chiefs

Date	Opp	W/L	P/S	Tot	Solo	Asst	Sk	- Yds	QBP	TFL	Int	- Yds	-TD	PD	FF	FR	- Yds	SpT
Sept 7	Det	L	S	6	3	3	0.0	0.0	1	1	0	0	0	0	0	0	0	0
Sept 17	@Jax	W	S	7	6	1	0.0	0.0	0	1	0	0	0	2	0	1	0	0
Sept 24	Chi	W	S	1	1	0	0.0	0.0	0	1	0	0	0	0	0	0	0	0
Oct 1	@NYJ	W	S	4	2	2	0.0	0.0	1	0	0	0	0	0	0	0	0	0
Oct 8	@Min	W	S	7	6	1	0.0	0.0	1	0	0	0	0	2	0	0	0	0
Oct 12	Den	W	S	5	3	2	0.0	0.0	0	0	0	0	0	0	0	0	0	0
Oct 22	LAC	W	S	6	5	1	0.0	0.0	0	0	1	4	0	1	0	0	0	0
Oct 29	@Den	L	S	2	2	0	0.0	0.0	0	0	0	0	0	1	0	0	0	0
Nov 5	Mia	W	S	3	2	1	0.0	0.0	0	0	0	0	0	0	0	0	0	0
Nov 20	Phi	L	S	3	2	1	0.0	0.0	0	0	1	0	0	2	0	0	0	0
Nov 26	@LV	W	S	9	7	2	0.0	0.0	1	0	0	0	0	0	0	0	0	0
Dec 3	@GB	L	S	3	3	0	0.0	0.0	0	0	0	0	0	0	0	0	0	0
Dec 10	Buf	L	S	7	5	2	0.0	0.0	0	0	0	0	0	3	0	0	0	0
Dec 17	@NE	W	S	9	8	1	0.0	0.0	0	2	0	0	0	2	0	0	0	0
Dec 25	LV	L	S	3	3	0	0.0	0.0	0	0	0	0	0	0	0	0	0	0
Dec 31	Cin	W	S	3	2	1	0.0	0.0										

L'JARIUS SNEED'S NFL STATISTICS

REGULAR SEASON				TACKLES							INTERCEPTIONS					FUMBLES			
Year	Team	GP	GS	Tot	Solo	Asst	Sk	Yds	QBP	TFL	No	Yds	Lg	TD	PD	FF	FR	Yds	SpT
2020	Kansas City	9	6	41	31	10	2.0	19.0	4	2	3	42	39	0	7	0	0	0	0
2021	Kansas City	15	15	76	57	19	1.0	21.0	8	7	2	2	2	0	8	1	1	0	0
2022	Kansas City	17	17	108	75	33	3.5	31.0	13	5	3	57	26	0	11	3	1	5	0
2023	Kansas City	16	16	78	60	18	0.0	0.0	4	5	2	4	4	0	14	0	1	0	0
NFL Totals		57	54	303	223	80	6.5	71.0	29	19	10	105	39	0	40	4	3	5	0

PLAYOFFS				TACKLES							INTERCEPTIONS					FUMBLES			
Year	Team	GP	GS	Tot	Solo	Asst	Sk	Yds	QBP	TFL	No	Yds	Lg	TD	PD	FF	FR	Yds	SpT
2020	Kansas City	3	3	14	9	5	2.0	23.0	2	3	0	0	0	0	0	0	0	0	0
2021	Kansas City	3	3	27	20	7	0.0	0.0	0	1	1	0	0	0	2	0	0	0	0
2022	Kansas City	3	3	17	10	7	0.0	0.0	0	0	0	0	0	0	2	0	0	0	0
2023	Kansas City	4	4	17	14	3	0.0	0.0	0	0	0	0	0	0	3	1	0	0	0
NFL Totals		13	13	75	53	22	2.0	23.0	2	4	1	0	0	0	7	1	0	0	0

Single-Game Highs

Tackles - 9 (Three times, last at New England 12/17/23)
 Interceptions - 1 (10 times, last vs. Philadelphia 11/20/23)
 Passes Defensed - 3 (Three times, last vs. Buffalo 12/10/23)
 Sacks - 1 (Six times, last at Tampa Bay 10/2/22)
 Tackles For Loss - 2 (Twice, last at New England 12/17/23)
 Forced Fumble - 1 (Four times, last vs. Las Vegas 10/10/22)
 Fumble Recovery - 1 (Three times, last at Jacksonville 9/17/23)

Playoff Single-Game Highs

Tackles - 10 vs. Cincinnati (1/30/22)
 Interceptions - 1 vs. Cincinnati (1/30/22)
 Passes Defensed - 2 (Twice, last vs. Miami 1/13/24)
 Sacks - 1 (Twice, last vs. Buffalo 1/24/21)
 Tackles For Loss - 2 vs. Cleveland (1/17/21)
 Forced Fumble - 1 at Baltimore (1/28/24)



32 TYJAE SPEARS

RUNNING BACK • 5'11" • 195 LBS

COLLEGE: TULANE • ACQUIRED: 3RD ROUND - 2023

NFL EXPERIENCE (NFL/TITANS): 2/2 • HOMETOWN: PONCHATOULA, LA.

GAMES PLAYED/GAMES STARTED: 17/1 (PLAYOFFS: 0/0)



PRO: The Titans selected Tyjae Spears in the third round of the 2023 NFL Draft. The 5-foot-11-inch, 195-pounder is a dynamic and explosive running back with superb instincts and the ability to play on all downs on offense and contribute in the return game. As a rookie, Spears appeared in all 17 games and accumulated 838 scrimmage yards to rank seventh in franchise history among rookie running backs. His totals included 453 yards and two touchdowns on the ground and 385 receiving yards and a score as a receiver. The Ponchatoula, La., native spent four years at Tulane (2019-22) prior to entering the NFL. Chosen by the Titans with the 81st overall draft pick, he became the highest pick from Tulane since running back Matt Forte in 2008 (44th overall by Chicago).

CAREER HIGHLIGHTS:

- As a rookie in 2023, Spears carried the ball 100 times for 453 yards and two touchdowns, and he added 52 receptions for 385 yards and one score. His 838 scrimmage yards ranked seventh in franchise history among rookie running backs, and the total also placed fourth among rookie running backs in 2023 behind Atlanta's Bijan Robinson, Detroit's Jahmyr Gibbs and Miami's De'Von Achane.
- Spears' 20 total third-down conversions in 2023, which included 11 receptions and nine rushing attempts, led all NFL running backs, including rookies and veterans.
- With 52 receptions in 2023, Spears became the franchise's first rookie running back with at least 50 receptions since Sid Blanks in 1964 (56).
- During his final season at Tulane in 2022, Spears ranked fifth in the FBS with 1,581 rushing yards, and his 21 total touchdowns (19 rushing, two receiving) tied for the most in the nation. His 19 rushing touchdowns tied for third in the country. He was named the American Athletic Conference Offensive Player of the Year.

TITANS TIDBITS:

- In the sixth round of the 2024 NFL Draft, the Titans selected one of Spears' best friends and his former college roommate, Tulane wide receiver Jha'Quan Jackson. Spears was with Jackson when he received the phone call from general manager Ran Carthon during the draft.
- Spears has worked with a non-profit organization in New Orleans called Son of a Saint, which provides "mentorship, education, recreation, camaraderie, cultural enrichment, emotional support and helping to fill the void for dozens of fatherless young men."
- Growing up on the New Orleans area, his favorite player was former Saints running back Reggie Bush.
- Spears is one of nine children in his family (five brothers and three sisters).
- His first job as a teenager was working at Walmart.

CAREER TRANSACTIONS:

- The Ponchatoula, La., native was selected by the Titans in the third round (81st overall) of the 2023 NFL Draft.

SEASON RECAPS:

2023 (17/1): Played in all 17 games with a start at running back as a rookie and rushed 100 times for 453 yards with two touchdowns. Ranked third on the squad with 52 receptions and fourth on the team with 385 receiving yards to go along with a receiving score. Returned a team-high 13 kickoffs for 270 yards. Finished the season with 838 scrimmage yards which ranked seventh in franchise history among rookie running backs. With 52 receptions, he became the franchise's first rookie running back

with at least 50 receptions since Sid Blanks in 1964 (56). Led the team in rushing yards once (vs. HOU). Led or tied for the team lead in receptions three times (at CLE, at PIT, at TB). Led the team in receiving yards once (vs. BAL). Made his NFL debut at New Orleans (9/10/23). Made his first career start at Houston (12/31/23).

- At New Orleans (9/10), played as a reserve and carried the ball three times for 27 yards in his first career NFL contest. Caught one pass for one yard.
- Against L.A. Chargers (9/17), saw action as a reserve at running back and rushed eight times for 49 yards. Caught two passes for six yards. Extended the Titans' second scoring drive with an eight-yard run on third-and-two late in the second quarter.
- Against Cincinnati (10/1), saw action as a reserve at running back and rushed five times for 40 yards. Hauled in three receptions for 18 yards. Returned one kickoff for 16 yards. Extended the Titans' opening scoring drive with a three-yard catch on fourth-and-two in the first quarter.
- At Indianapolis (10/8), played as a reserve at running back and carried the ball seven times for 34 yards with his first career touchdown. Caught four passes for 35 yards. Gave the Titans a 13-10 advantage with a 19-yard jaunt on an end-around for his first career score in the third quarter.
- In London, against Baltimore (10/15), played as a reserve at running back and rushed four times for 15 yards. Hauled in a game-long 48-yard reception. Set up the Titans' final field goal of the afternoon with a shifty 48-yard catch-and-run reception down to the Ravens' six-yard line in the fourth quarter.
- Against Atlanta (10/29), set up the Titans' final touchdown of the afternoon with a 23-yard scamper in the fourth quarter.
- At Tampa Bay (11/12), saw action as a reserve at running back and led the team with four receptions for 42 yards. Rushed five times for 18 yards. Extended the Titans' second scoring drive with a 13-yard catch-and-run on third-and-two late in the third quarter.
- Against Indianapolis (12/3), set season-highs with 16 carries for 75 rushing yards. Caught four passes out of the backfield for 13 yards. Returned two kickoffs for 40 yards. Extended the Titans' final touchdown drive with a pair of third-down conversions in the fourth quarter: a two-yard run on third-and-one and a seven-yard grab on third-and-six. Kept the Titans' final scoring drive alive with a six-yard run on third-and-two in overtime.
- At Miami (12/11), played as a reserve at running back and notched career-highs with six receptions and 89 receiving yards. Rushed seven times for 29 yards. Finished with 118 scrimmage yards—the first game of his career with at least 100 scrimmage yards. Extended the Titans' opening touchdown drive with a 10-yard grab on third-and-seven in the second quarter. Kept the Titans' third-quarter scoring drive alive with a pair of third-down conversions: an eight-yard run on third-and-five and a 30-yard reception on third-and-six in the third stanza.
- Against Houston (12/17), carried the ball nine times for a team-best 30 rushing yards. Caught one pass for seven yards.
- Against Seattle (12/24), rushed nine times for 40 yards and caught five passes for 27 yards out of the backfield. Extended the Titans' opening touchdown drive with a seven-yard run off right guard on third-and-two late in the first quarter. Kept the Titans' second touchdown drive alive with a pair of conversions: a four-yard reception on third-and-three and a two-yard run on fourth-and-one in the final stanza.
- At Houston (12/31), made his first career start as the team opened in a two-running-back package and caught four passes for 29 yards.



- Against Jacksonville (1/7), registered his first career multi-touchdown game. Caught three passes for 41 yards with a touchdown and rushed three times for 25 yards with a score. Gave the Titans a 7-3 lead with a 28-yard touchdown grab on third-and-six in the first quarter. Extended the Titans' second touchdown drive with a 22-yard scamper off left end on third-and-two in the second quarter. Extended the Titans lead to 21-10 with a three-yard touchdown run in the second quarter.

COLLEGE:

- Spears appeared in 33 games with 20 starts at running back during his career at Tulane. He totaled 2,910 yards and 31 touchdowns on 427 carries and added 48 receptions for 564 yards and three scores. He ended his career as the school's all-time leader in yards per carry (6.8), tied for second in 100-yard rushing games (15), tied for third in rushing touchdowns (31), fourth in rushing yards per game (85.6) and sixth in rushing yards (2,910) and total touchdowns (34). His 6.8 yards per carry from 2019 to 2022 ranked second in the FBS behind only Alabama-Birmingham running back DeWayne McBride's 7.3-yard average (minimum 400 attempts).
- As a junior (2022), started all 14 games for the Green Wave, totaling 1,581 yards and 19 touchdowns on 229 rushing attempts and adding 22 receptions for 256 yards and two touchdowns. Named Honorable Mention All-American by Phil Steele, American Athletic Conference Offensive Player of the Year and First-Team All-AAC. Tied for the national lead with 21 total touchdowns and tied for third in the country with 19 rushing touchdowns, a total that ranked second in Tulane single-season history. His 1,581 rushing yards led the conference and made up the Green Wave's all-time second-highest single-season total. Tallied nine 100-yard rushing games, including eight consecutive such efforts to finish the season. Helped the Olive and Blue earn a 12-2 record and win an American Athletic Conference title. The team's ninth-overall ranking was the second-best finish in program history.
- Against Southern California in the Cotton Bowl (1/2/23), rushed 17 times for 205 yards and a career-high four touchdowns, winning Most Outstanding Offensive Player in Tulane's 46-45 victory.
- As a sophomore (2021), appeared in 12 games with three starts. Led

the team in rushing with 129 carries for 863 yards and nine touchdowns in addition to 19 catches for 145 yards. Rushed for over 100 yards in four of the last five games of the season, including at Memphis (11/27), when he recorded a career-high 264 rushing yards with two touchdowns. His 264 rushing yards tied for the fifth-highest total by a player in the nation in 2021. It was the fourth most in school history and the most by any player other than Matt Forte.

- As a redshirt freshman (2020), saw action in three games (three starts) before he suffered a season-ending injury. Finished fourth on the team in rushing with 274 yards and averaged 7.4 yards per carry.
- As a true freshman (2019), totaled 192 yards rushing, 133 yards receiving and finished with a pair of touchdowns in four games. Used a redshirt to retain eligibility.
- Graduated from Tulane in December 2022 with a degree in health and wellness.

PERSONAL:

- Attended Ponchatoula (La.) High School, where he earned three-star ratings from 247Sports.com and Rivals.com.
- As a senior at Ponchatoula, recorded 920 rushing yards and 880 receiving yards with 18 total touchdowns.
- Also participated on the track and field team in high school.
- Follow Spears on X at @tyjae22, on Instagram at @twotwo4six and on TikTok at @tyjaespears.
- Son of Margene Spears & Nicole Hart.
- Born Tyjae Armon Spears on June 15, 2001 in Hammond, La.

TYJAE SPEARS' GAME-BY-GAME

2023 Tennessee Titans				RUSHING					RECEIVING																				
Date	Opp	W/L	P/S	Att	Yds	Avg	Lg	TD	No	Yds	Avg	Lg	TD																
Sept 10	@ NO	L	p	3	27	9.0	17	0	1	1	1.0	1	0	Dec 3	Ind	L	p	16	75	4.7	19	0	4	13	3.3	7	0		
Sept 17	LAC	W	p	8	49	6.1	14	0	2	6	3.0	4	0	Dec 11	@ Mia	W	p	7	29	4.1	8	0	6	89	14.8	30	0		
Sept 24	@ Cle	L	p	4	6	1.5	5	0	4	3	0.8	5	0	Dec 17	Hou	L	p	9	30	3.3	9	0	1	7	7.0	7	0		
Oct 1	Cin	W	p	5	40	8.0	22	0	3	18	6.0	9	0	Dec 24	Sea	L	p	9	40	4.4	11	0	5	27	5.4	13	0		
Oct 8	@ Ind	L	p	7	34	4.9	19t	1	4	35	8.8	14	0	Dec 31	@ Hou	L	S	6	0	0.0	5	0	4	29	7.3	10	0		
Oct 15	Bal	L	p	4	15	3.8	12	0	1	48	48.0	48	0	Jan 7	Jax	W	p	3	25	8.3	22	1	3	41	13.7	28t	1		
Oct 29	Atl	W	p	3	27	9.0	23	0	3	9	3.0	5	0	Totals				6-11	17/1	100	453	4.5	23	2	52	385	7.4	48	1
Nov 2	@ Pit	L	p	5	18	3.6	8	0	4	4	1.0	8	0																
Nov 12	@ TB	L	p	5	18	3.6	15	0	4	42	10.5	15	0																
Nov 19	@ Jax	L	p	4	14	3.5	5	0	2	12	6.0	6	0																
Nov 26	Car	W	p	2	6	3.0	8	0	1	1	1.0	1	0																

TYJAE SPEARS' NFL STATISTICS

REGULAR SEASON

Year	Team	GP	GS	RUSHING					RECEIVING				
				No	Yds	Avg	Lg	TD	Att	Yds	Avg	Lg	TD
2023	Tennessee	17	1	100	453	4.5	23	2	52	385	7.4	48	1
NFL Totals		17	1	100	453	4.5	23	2	52	385	7.4	48	1

REGULAR SEASON

Year	Team	PUNT RETURNS					KICKOFF RETURNS					
		No	FC	Yds	Avg	Lg	TD	No	Yds	Avg	Lg	TD
2023	Tennessee	0	0	0	-	0	0	13	270	20.8	33	0
NFL Totals		0	0	0	-	0	0	13	270	20.8	33	0

Single-Game Highs

Rushes - 16 vs. Indianapolis (12/3/23)
 Rushing Yards - 75 vs. Indianapolis (12/3/23)
 Long Rush - 23 vs. Atlanta (10/29/23)
 Rushing Touchdowns - 1 (Twice, last vs. Jacksonville 1/7/24)
 Receptions - 6 at Miami (12/11/23)
 Receiving Yards - 89 at Miami (12/11/23)
 Long Reception - 48 vs. Baltimore (10/15/23)
 Receiving Touchdowns - 1 vs. Jacksonville (1/7/24)

Kickoff Returns - 4 at Jacksonville (11/19/23)
 Kickoff Return Yards - 81 at Jacksonville (11/19/23)
 Kickoff Return Long - 33 vs. Carolina (11/26/23)

Additional Statistics

Fumble Recoveries - 1 (2023)
 Misc Tackles - 2 (2023)



4 RYAN STONEHOUSE

PUNTER • 5'10" • 193 LBS

COLLEGE: COLORADO STATE • ACQUIRED: FREE AGENT - 2022

NFL EXPERIENCE (NFL/TITANS): 3/3 • HOMETOWN: LA VERNE, CALIF.

GAMES PLAYED/GAMES STARTED: 29/0 (PLAYOFFS: 0/0)



PRO: The Titans signed Ryan Stonehouse as an undrafted free agent following the 2022 NFL Draft to add competition to the punting position. The 5-foot-10-inch, 193-pounder put together an impressive training camp performance, unseating the incumbent Brett Kern, who had been the club's punter since 2009. In two seasons, Stonehouse has enjoyed a record-breaking start to his career as an NFL punter. As a rookie, Stonehouse set the NFL record for gross average yards per punt (53.1). He followed that by becoming the first player in NFL history to be the league leader in the category in each of his first two seasons (53.06 in 2023).

CAREER HIGHLIGHTS:

- Stonehouse owns the top two single-season punting averages in NFL history: 53.10 yards in 2022 and 53.06 yards in 2023.
- In 2023 against the L.A. Chargers, he averaged 61.2 gross yards per punt totaling 306 yards on five punts in a 27-24 overtime win. The mark set a new franchise single-game record and was enough to notch second for an NFL game since 1960, behind Andy Lee's 63.0 yards per punt in Week 1 of 2016.
- As a rookie in 2022, Stonehouse was selected second-team Associated Press All-Pro and set numerous NFL records. He finished the season with a gross average of 53.10 yards per punt on 90 total punts, which broke Sammy Baugh's single-season NFL record of 51.40 yards per punt that was established in 1940 and was never matched among qualifiers (2.5 punts per team game). Stonehouse's mark also surpassed Brett Kern's franchise record of 49.7 yards per punt in 2017. With a net punting average of 44.03 yards per punt in 2022, he also established a new NFL record for the highest net average by a rookie punter.
- Named AFC Special Teams Player of the Week after punting eight times for 432 yards (54.0 avg.) with three kicks placed inside the 20-yard line against Denver (11/13/22).
- In 2021, Stonehouse set the NCAA career punt average record by concluding his career at 47.8 average yards per attempt.

TITANS TIDBITS:

- Stonehouse comes from a lineage of punters. His father, Paul, was an All-American punter for Stanford. His uncle, John Stonehouse was an All-American punter at Southern California and was signed by the New York Giants as a rookie free agent in 1996. His uncle, Jeff Banks, was a punter at Washington State. His younger cousin, Jack, is a punter at Missouri.
- Stonehouse's father, Paul, and uncle, John, used to teach punting at their camp, The Kicking Game, and through private lessons. The camp's website houses testimonials from coaches Bill Walsh, John Robinson, Paul Pasqualoni and Mike Price.
- Uncle, Jeff Banks, is the assistant head coach/tight ends coach/special teams coordinator at Texas.
- As a craftsman, Stonehouse built an outdoor kitchen in his home, that is owned by his grandmother, and it is complete with two different cooking areas, a sink, granite countertops, it is made out of wood and brick and is even wired for lighting.
- Stonehouse served as a judge for the Miss Tennessee pageant during the 2024 offseason.
- During COVID, Stonehouse purchased an old Ford van for \$750 and is converting it into a vehicle that could potentially serve as a home, expecting to flip it and sell it for profit.
- Stonehouse is passionate about fostering dogs. Prior to the start of COVID, he had organized a camp at Colorado State with all profits intended to benefit "The Good Dog Rescue," an organization that aims to save dogs from high kill shelters and place them in foster homes.
- A native Californian, Stonehouse can surf.

CAREER TRANSACTIONS:

- The La Verne, Calif., native was signed by the Titans as a rookie free agent on May 13, 2022.

SEASON RECAPS:

2023 (12/0): Played in 12 games and led the NFL for the second consecutive season with a 53.1 gross average. Finished sixth in the NFL with a 43.9 net punt avg. Registered 15 punts of 60 or more yards and 36 punts of 50 or more yards in 2023. Posted a special teams tackle. Placed on injured reserve on Dec. 8 and missed the final five contests. Tied for the team lead in special teams tackles once in 2023 (vs. BAL). Posted a franchise-best and career-high 61.2 gross punt avg. against the L.A. Chargers (9/17/23). Selected AFC Special Teams Player of the Week after punting seven times for 376 yards (53.7 avg.) with five kicks placed inside the 20-yard line against Carolina (11/26/23).

- At New Orleans (9/10), punted three times for 107 yards (35.7 avg.), including a one-yard punt. Boomed a 62-yard net punt to the Saints' 13-yard line late in the first quarter.
- Against L.A. Chargers (9/17), boomed five punts for 306 yards and established a new franchise single-game record with a gross average of 61.2 yards per punt.
- At Cleveland (9/24), punted seven times for 374 yards (53.4 avg.) while tying a career-high with four kicks inside the 20-yard line. Tied his career long with a 74-yard punt to flip the field in the fourth quarter.
- In London, against Baltimore (10/15), punted five times for 263 yards (52.6 avg.) with two kicks placed inside the 20-yard line. Registered a special teams tackle. Credited with a special teams tackle by forcing Ravens returner Devin Duvernay out of bounds to help prevent a touchdown in the second quarter. Pinned the Ravens deep in their own territory with a 49-yard punt that was fair caught at the Baltimore 10-yard line in the final stanza.
- Against Atlanta (10/29), tied a career-high with eight punts for 420 yards (52.5 avg.) with a career-best six kicks placed inside the 20-yard line. Boomed a 64-yard punt to the Falcons' one-yard line in the second quarter. Pinned the Falcons deep in their own territory with a 54-yard punt that was fair caught at the Atlanta seven-yard line.
- At Pittsburgh (11/2), punted three times for 171 yards (57.0 avg.) with all three kicks placed inside the 20-yard line. Pinned the Steelers deep in their own territory with a 61-yard punt to the Pittsburgh 12-yard line in the third quarter. Flipped field position with a 51-yard punt that was fair caught at the Steelers' eight-yard line in the final stanza.
- At Tampa Bay (11/12), punted four times for 227 yards (56.8 avg.) with two kicks placed inside the 20-yard line. His net average of 48.0 yards per punt ranked second in his career (minimum four punts). Pinned the Buccaneers deep in their own territory with a 62-yard punt to the Tampa Bay 12-yard line in the opening quarter. Placed a 55-yard punt out of bounds at the Buccaneers 15-yard line in the second stanza.
- At Jacksonville (11/19), punted four times for 214 yards (53.5 avg.) with two kicks placed inside the 20-yard line. Set a career-best with a 48.5 net avg. Flipped field position with a 61-yard punt that was downed at the Jaguars' 14-yard line in the opening quarter.
- Against Carolina (11/26), named AFC Special Teams Player of the Week after notching seven punts for 376 yards (53.7 avg.) with five kicks placed inside the 20-yard line. Pinned the Panthers' deep in their own territory by booming a 71-yard punt that was downed at the Carolina four-yard line in the second quarter. Nailed a 54-yard punt to the Panthers' seven-yard line late in the fourth quarter. Boomed a 56-yard punt to the Carolina six-yard



line in the third stanza. Placed a 44-yard punt that was fair caught at the Panthers' 11-yard line early in the fourth quarter. Booted a 38-yard punt that was fair caught at the Panthers' nine-yard line in the final stanza.

- Against Indianapolis (12/3), punted four times for 218 yards (54.5 avg.) before leaving the game early in the fourth quarter with an injury. Flipped field position with a 63-yard punt to the Colts' five-yard line in the second quarter.

2022 (17/0): Selected second-team Associated Press All-Pro. Named to the Pro Football Writers of America All-Rookie team. Led the NFL with a 53.1 gross punt avg. and in the process broke Sammy Baugh's single-season NFL record of 51.4 gross yards per punt, which was established in 1940 and never matched among qualifiers (2.5 punts per team game) until Stonehouse's rookie campaign. Ranked fourth in the NFL with a 44.0 net punt avg. With a season net punting average of 44.03 yards per punt, he established a new NFL record for the highest net average by a rookie punter. Punted 90 times for 4,779 yards with 30 punts placed inside the 20-yard line. Recorded an NFL-leading eight punts of at least 65 yards in 2022. Registered 19 punts of 60 or more yards in 2022. Registered 59 punts of 50 or more yards in 2022. Collected two special teams tackles on coverage units. Tied for the team lead in special teams tackles once in 2022 (vs. JAX). Recorded 14 games in 2022 in which he averaged 50.0 yards per punt, surpassing the most games with a 50.0-yard average in a season in NFL history. Named AFC Special Teams Player of the Month for October after averaging 51.7 yards on 20 punts, with a long of 66 yards in four Titans' victories. Selected AFC Special Teams Player of the Week after punting eight times for 432 yards (54.0 avg.) with three kicks placed inside the 20-yard line against Denver (11/13/22).

- Against N.Y. Giants (9/11), made his NFL debut and boomed six punts for 342 yards (57.0 avg.) with three punts placed inside the 20-yard line. In franchise history, his 57.0-yard gross punting average ranked fifth for a single game (minimum four punts). Pinned the Giants deep in their own territory with a 38-yard punt that was fair caught at the New York nine-yard line in the second quarter. Boomed a 62-yard punt to the Giants' seven-yard line in the third stanza. Nailed a 66-yard punt to the Giants' 13-yard line early in the fourth quarter.

- Against Las Vegas (9/25), boomed three punts for 181 yards (60.3 avg.) with two kicks placed inside the 20-yard line. Flipped field position with a 57-yard punt that was fair caught at the Las Vegas 13-yard line late in the second quarter. Nailed a career-best 70-yard punt to the Raiders' six-yard line late in the final stanza. In his first three NFL games, he became the first punter in NFL history to record three consecutive games with a punting average of at least 55.0 yards in each game and at least two punts in each contest.

- At Washington (10/9), punted eight times for 416 yards (52.0 avg.) with four kicks placed inside the 20-yard line. Flipped field position with a 66-yard punt to the Commanders' 15-yard line in the second quarter. Pinned the Commanders deep in their own territory with a 40-yard punt that rolled out of bounds at the Washington 10-yard line in the fourth quarter. Switched field position with a 59-yard punt to the Commanders' 11-yard line in the fourth quarter.

- At Kansas City (11/6), punted eight times for 390 yards (48.8 avg.) with two kicks placed inside the 20-yard line. Flipped field position with a 57-yard punt that was downed at the Kansas City three-yard line late in the second quarter. Pinned the Chiefs deep in their own territory with a 35-yard punt to the Kansas City seven-yard line in the final quarter.

- Against Denver (11/13), named AFC Special Teams Player of the Week after punting eight times for 432 yards (54.0 avg.) with three kicks placed inside the 20-yard line. Flipped field position early in the first quarter with a booming 64-yard punt that was downed at the Broncos' four-yard line. Pinned Denver deep in their own territory with a 38-yard punt that was downed at the Broncos' six-yard line in the opening stanza. Boomed a career-long 74-yard punt in the second quarter.

- At Green Bay (11/17), punted three times for 152 yards (50.7 avg.) with one kick placed inside the 20-yard line. Registered a special teams tackle on coverage units. Flipped field position with a 59-yard punt to the Packers' six-yard line late in the fourth quarter.

- Against Cincinnati (11/27), boomed five punts for 269 yards (53.8 avg.) with two kicks placed inside the 20-yard line. Placed a 44-yard punt that was fair caught at the Bengals' seven-yard line.

- At Philadelphia (12/4), punted seven times for 401 yards for a season-best 57.3 gross avg. Boomed a 61-yard punt that sat at the Eagles' four-yard line in the final quarter.

- Against Jacksonville (12/11), punted three times for 150 yards (50.0 avg.). Posted a special teams tackle on coverage units. Recorded his 11th game of 2022 in which he averaged 50.0 yards per punt, surpassing the most games with a 50.0-yard average in a season in NFL history.

- At L.A. Chargers (12/18), punted seven times for 392 yards (56.0 avg.) with four kicks placed inside the 20-yard line. Flipped field position with a 66-yard punt to the Chargers' six-yard line in the third quarter. Nailed a 68-yard punt in the fourth quarter. Hammered a 61-yard punt to the Chargers' five-yard line in the final stanza.

- Against Houston (12/24), punted six times for 301 yards (50.2 avg.) with one kick placed inside the 20-yard line. Logged his seventh consecutive game with a gross punting average of at least 50.0 yards to break his own NFL record of six consecutive games, set earlier that season from Week 1-7.

- At Jacksonville (1/7), punted three times for 166 yards (55.3 avg.). Boomed a game-long 60-yard punt to the Jaguars' nine-yard line in the opening quarter.

COLLEGE:

- Appeared in 53 games over five seasons at Colorado State (2017-21) and set the NCAA career record for gross punt average (47.8). Career totals include 244 punts for 11,656 yards (47.8 avg), including a long of 81 yards, 90 punts placed inside the 20-yard line and 106 punts of 50-plus yards. Became the first player in Colorado State history to log 11,000 punting yards in a career. He earned All-Mountain West honors all five seasons at Colorado State: second team (2021), first team (2018-20), and honorable mention All-Mountain West (2017).

- As a graduate (2021), set the NCAA career punt average record by concluding his career at 47.8 average yards per attempt. Appeared in 12 games and logged 58 punts for 2,953 yards (50.9 avg.) including a career-long of 81 yards. Registered 27 punts placed inside the 20-yard line and 32 punts of 50+ yards. Was a second-team All-Mountain West selection and a Ray Guy Award semifinalist.

- As a senior (2020), saw action in four games and posted 26 punts for 1,178 yards (45.3 avg.) including a long of 58. Added eight punts placed inside the 20 and nine punts of 50+ yards. Named first team All-Mountain West for the third consecutive season.

- As a junior (2019), played in 12 games and punted 49 times for 2,274 yards (46.4 avg.) including a long of 64. Placed 13 punts inside the 20 and boomed 16 punts of 50-plus yards. Named first team All-Mountain West for the second consecutive year.

- As a sophomore (2018), appeared in all 12 games and totaled 65 punts for 3,140 yards (48.3 avg.) including a long of 70 yards. Added 18 punts placed inside the 20 and 31 punts of 50-plus yards. Had one punt blocked. Completed one 11-yard pass on a fake punt. Earned first-team All-Mountain West recognition.

- As a freshman (2017), played in 13 games and punted 46 times for 2,111 yards (45.9 avg.) including a long of 65 yards. Placed 24 punts inside the 20 and logged 18 punts of 50-plus yards. Earned honorable mention All-Mountain West honors.

- Graduated from Colorado State in May 2021 with a degree in sociology.

PERSONAL:

- Attended Mater Dei (Calif.) High School where he was named the nation's top punter by 247Sports as a senior after averaging 45.2 yards per punt.

- Rated a three-star prospect by Scout, Rivals, and 247Sports.

- Son of Natalie Banks and Paul Stonehouse.

- His father, Paul, was an All-American punter for Stanford. His uncle, John Stonehouse was an All-American punter at Southern California and was signed by the New York Giants as a rookie free agent in 1996. His uncle, Jeff Banks, was a punter at Washington State. His younger cousin, Jack, is a punter at Missouri.

- Follow Stonehouse on X at @_ryanstonehouse and on Instagram at @ryanstonehouse.

- Born Ryan Matthew Stonehouse on May 11, 1999 in San Dimas, Calif.



RYAN STONEHOUSE'S GAME-BY-GAME

2022 Tennessee Titans

Date	Opp	W/L	No	Yds	Avg	Net	TB	In 20	Lg	Blk
Sept 11	NYG	L	6	342	57.0	46.7	0	3	66	0
Sept 19	@ Buf	L	6	333	55.5	45.3	1	2	64	0
Sept 25	LV	W	3	181	60.3	49.3	1	2	70	0
Oct 2	@ Ind	W	4	211	52.8	47.8	0	0	57	0
Oct 9	@ Was	W	8	416	52.0	48.4	0	4	66	0
Oct 23	Ind	W	3	164	54.7	39.0	0	0	58	0
Oct 30	@ Hou	W	5	242	48.4	40.8	1	4	57	0
Nov 6	@ KC	L	8	390	48.8	41.4	0	2	63	0
Nov 13	Den	W	8	432	54.0	47.3	2	3	74	0
Nov 17	@ GB	W	3	152	50.7	36.7	0	1	59	0
Nov 27	Cin	L	5	269	53.8	43.8	2	2	71	0
Dec 4	@ Phi	L	7	401	57.3	42.3	0	1	62	0
Dec 11	Jax	L	3	150	50.0	43.3	0	0	53	0
Dec 18	@ LAC	L	7	392	56.0	45.6	1	4	68	0
Dec 24	Hou	L	6	301	50.2	43.3	0	1	61	0
Dec 29	Dal	L	5	237	47.4	37.6	1	1	55	0
Jan 7	@ Jax	L	3	166	55.3	44.3	0	0	60	0
Totals		7-10	90	4,779	53.1	44.0	9	30	74	0

2023 Tennessee Titans

Date	Opp	W/L	No	Yds	Avg	Net	TB	In 20	Lg	Blk
Sept 10	@ NO	L	3	107	35.7	33.7	0	1	62	0
Sept 17	LAC	W	5	306	61.2	44.6	1	0	63	0
Sept 24	@ Cle	L	7	374	53.4	46.1	2	4	74	0
Oct 1	Cin	W	2	93	46.5	45.5	0	2	48	0
Oct 8	@ Ind	L	1	43	43.0	38.0	0	0	43	0
Oct 15	Bal	L	5	263	52.6	34.4	0	2	57	0
Oct 29	Atl	W	8	420	52.5	46.8	2	6	72	0
Nov 2	@ Pit	L	3	171	57.0	52.7	0	3	61	0
Nov 12	@ TB	L	4	227	56.8	48.0	1	2	62	0
Nov 19	@ Jax	L	4	214	53.5	48.5	1	2	73	0
Nov 26	Car	W	7	376	53.7	46.7	2	5	71	0
Dec 3	Ind	L	4	218	54.5	35.2	1	1	63	1
Dec 11	@ Mia									
Dec 17	Hou									
Dec 24	Sea									
Dec 31	@ Hou									
Jan 6/7	Jax									
Totals		4-8	53	2,812	53.1	43.9	10	28	74	1

Placed on injured reserve on Dec. 8.

RYAN STONEHOUSE'S NFL STATISTICS

REGULAR SEASON

Year	Team	GP	No.	PUNTING								
				Yds	Avg	Ret	Yds	TB	In	Lg	Blk	Net
2022	Tennessee	17	90	4,779	53.1	59	636	9	30	74	0	44.0
2023	Tennessee	12	53	2,812	53.1	22	243	10	28	74	1	43.9
NFL Totals		29	143	7,591	53.1	81	879	19	58	74	1	44.0

Single-Game Highs

Punts - 8 (Four times, last vs. Atlanta 10/29/23)
 Yards - 432 vs. Denver (11/13/22)
 Gross Avg. - 61.2 vs. L.A. Chargers (9/17/23)
 Net Avg. - 48.5 at Jacksonville (11/19/23)
 Long Punt - 74 (Twice, last at Cleveland 9/24/23)
 In20 - 6 vs. Atlanta (10/29/23)

Additional Statistics

Special Teams Tackles - 2 (2022), 1 (2023)




93 T'VONDRE SWEAT

DEFENSIVE TACKLE • 6'4" • 366 LBS

COLLEGE: TEXAS • ACQUIRED: 2ND ROUND - 2024

NFL EXPERIENCE (NFL/TITANS): ROOKIE • HOMETOWN: HUNTSVILLE, TEXAS

GAMES PLAYED/GAMES STARTED: 0/0 (PLAYOFFS: 0/0)



PRO: The Titans selected T'Vondre Sweat with the 38th overall pick in the 2024 NFL Draft. The 6-foot-4-inch, 366-pound nose tackle provides a massive body with long arms and big hands that refuses to be moved while adding explosiveness and a unique athletic ability. The Texas product was awarded the 2023 Outland Trophy, given to the nation's top interior lineman.

CAREER HIGHLIGHTS:

- Sweat won the 2023 Outland Trophy, awarded to the best interior lineman in the country.
- Sweat became the fifth Texas defensive tackle to be a unanimous All-American.
- Sweat totaled 45 tackles, eight tackles for loss, two sacks and four pass breakups his senior year. In addition, he recorded a two-yard touchdown reception and a block on an extra point attempt that the Texas defense returned for a touchdown.

TITANS TIDBITS:

- Sweat considers fellow Titans defensive lineman Keondre Coburn a close friend and mentor after playing together at Texas.
- Away from football, Sweat enjoys playing video games, including Madden, NBA 2K and Call of Duty: Warzone.
- Sweat's Godmom started calling him Meatloaf while he was playing basketball as a child and the nickname has stuck.
- He is also nicknamed T Sweat.
- Sweat is a self-proclaimed 'Momma's boy' and chose to go to Texas to be closer to her. His goal is to be in a position to where she no longer has to work.

CAREER TRANSACTIONS:

- The Huntsville, Texas, native was selected by the Titans in the second round (38th overall) of the 2024 NFL Draft.

COLLEGE:

• During a five-year career as a defensive lineman at Texas, Sweat appeared in 62 games with 17 starts. He finished his collegiate career with 128 tackles, 17.5 tackles for loss, five sacks, 14 passes defensed, one forced fumble, two fumble recoveries and one extra point block. Was the winner of the 2023 Outland Trophy and became the fifth Texas defensive tackle to be a unanimous All-American. Named the 2023 Big 12 Defensive Player of the Year.

AS A GRADUATE (2023), played in all 14 games with eight starts. Established career highs with 45 tackles, 18 solo tackles, eight tackles for loss, two sacks, four pass breakups and one blocked kick. Also had a two-yard touchdown reception. Was the Outland Trophy Award Winner. Named a unanimous first-team All-American, the Big 12 Defensive Player of the Year and unanimous first-team All-Big 12.

- Against Rice (9/2), opened the season with five tackles, half a tackle for loss and two pass breakups.
- Against Alabama (9/9), had one tackle, one tackle for loss and one sack.
- At Baylor (9/23), totaled four tackles with one tackle for loss and a pass breakup.
- Against Oklahoma (10/7), had three tackleS, half a tackle for loss and

one quarterback hurry in the Red River Rivalry.

- Against Brigham Young (10/28), recorded a career-high seven tackles with 1.5 tackles for loss.
- Against Kansas State (11/4), registered four tackles with one tackle for loss, two quarterback hurries and one pass breakup.
- At Texas Christian (11/11), tallied four tackles, one tackle for loss and one sack.
- At Iowa State (11/18), had one solo tackle, one pass breakup and blocked a point after attempt that was returned by the Texas defense for two points.
- Against Oklahoma State (12/2), made two tackles in the Big 12 Championship Game victory. Also caught a two-yard touchdown pass in the win over the Cowboys, the fifth-ever Texas lineman to score an offensive touchdown.
- At Washington (1/1), made three tackles in the Sugar Bowl.

AS A SENIOR (2022), played in all 13 games with nine starts and established a then-career high with 30 tackles and added 2.5 tackles for loss, seven quarterback hurries and four pass breakups. Named honorable mention All-Big 12 by the league's coaches.

- At Texas Tech (9/24), had four tackles, one quarterback hurry and one pass breakup.
- Against West Virginia (10/1), made his first career start and posted one pass breakup.
- At Oklahoma (10/8), had four tackles and set career highs with three solo tackles and two tackles for loss in a shutout victory in the Red River Showdown.
- Against Oklahoma State (10/22), tallied two tackles, half a tackle for loss and two pass breakups.
- Against Texas Christian (12/12), registered four tackles and one quarterback hurry.
- At Washington (12/29), had one tackle, one quarterback hurry and one pass breakup in the Alamo Bowl.

AS A JUNIOR (2021), played in all 12 games and registered 22 tackles, two tackles for loss, one sack and three pass breakups.

- At Arkansas (9/11), collected a season-high five tackles.
- At TCU (10/2), had four tackles and one pass breakup.
- Against West Virginia (11/20), made three tackles, 1.5 tackles for loss, one sack and broke up one pass.

AS A SOPHOMORE (2020), appeared in all 10 games and recorded 22 tackles, four tackles for loss, one sack, one pass breakup, one quarterback hurry, one forced fumble and one fumble recovery.

- Against Texas Christian (10/3), tallied a season-high five tackles and recovered a fumble.
- At Oklahoma (10/10), logged three tackles, one sack and one forced fumble.
- Against West Virginia (11/7), had four tackles, one tackle for loss and one pass breakup.
- At Colorado (12/29), notched two tackles in the Valero Alamo Bowl.

AS A FRESHMAN (2019), played in all 13 games and logged nine tackles, two pass breakups, one sack, one fumble recovery and one tackle for loss.



- Against Louisiana Tech (8/31), made his collegiate debut in the season opener against Louisiana Tech and recorded one tackle and one pass breakup.
- Against Kansas State (11/9), registered two tackles, one sack and one tackle for loss.
- Against Texas Tech (11/29), recorded one fumble recovery.
- Against Utah (12/31), had two tackles in the Valero Alamo Bowl.
- Graduated with a degree in youth and community studies from the University of Texas in May 2023.

PERSONAL:

- Attended Huntsville (Texas) High School and was an all-state and multi-year all-district defensive lineman who was named District MVP in 2018. Ranked No. 54 in Texas and No. 40 at strongside defensive end by 247Sports.
- Named Associated Press 5A All-State and chosen MVP of District

- 10-5A II in 2018 after leading a defense that allowed just 13.1 point per game, including three shutouts and an eight-game stretch where the unit allowed no more than seven points in any game.
- Helped Huntsville to a 12-2 overall his senior year, including a 7-0 district title and an appearance in the 5A Division 2 quarterfinals.
- Registered 53 tackles and three sacks as a junior as he helped Huntsville to a 8-2 record and earned unanimous first-team All-District 20-5A.
- Also played basketball in high school.
- Follow Sweat on X at @TvondreSweat and on Instagram at @tvondre_.
- Born T'Vondre Sweat on July 11, 2001 in Huntsville, Texas.

T'VONDRE SWEAT'S COLLEGE STATISTICS

REGULAR SEASON			TACKLES								INTERCEPTIONS					FUMBLES		
Year	Team	GP	GS	Tot	Solo	Asst	Sk	Yds	TFL	Yds	No	Yds	Lg	TD	PD	FF	FR	Yds
2019	Texas	13	0	9	4	5	1.0	4.0	1.0	1.0	0	0	-	0	2	0	1	11
2020	Texas	10	0	22	6	16	1.0	10.0	4.0	14.0	0	0	-	0	1	1	1	0
2021	Texas	12	0	22	9	13	1.0	4.0	2.0	6.0	0	0	-	0	3	0	0	0
2022	Texas	13	9	30	10	20	0.0	0.0	2.5	6.0	0	0	-	0	4	0	0	0
2023	Texas	14	8	45	18	27	2.0	10.0	8.0	22.0	0	0	-	0	4	0	0	0
College Totals		62	17	128	47	81	5.0	28.0	17.5	52.0	0	0	-	0	14	1	2	11

Single-Game Highs

- Tackles - 7 vs. Brigham Young (10/28/23)
- Sacks - 1.0 (Five times, last at Texas Christian 11/11/23)
- Tackles for Loss - 2.0 vs. Oklahoma (10/8/22)
- Forced Fumble - 1 vs. Oklahoma (10/10/20)
- Fumble Recoveries - 1 (Twice, last vs. Texas Christian 10/3/20)
- Passes Defensed - 1 (14 times, last vs. Texas Tech 11/24/24)
- Blocked Extra Point - 1 at Iowa State (11/18/23)
- Touchdowns - 1 vs. Oklahoma St, 12/2/23 (two-yard reception)



84 NICK VANNETT

TIGHT END • 6'5" • 257 LBS

COLLEGE: OHIO STATE • ACQUIRED: FREE AGENT - 2024

NFL EXPERIENCE (NFL/TITANS): 9/1 • HOMETOWN: WESTERVILLE, OHIO

GAMES PLAYED/GAMES STARTED: 94/43 (PLAYOFFS: 3/0)



PRO: The Titans signed Nick Vannett during the 2024 offseason to add depth and a strong blocking ability to the tight end room. The 6-foot-3-inch, 267-pounder was originally selected by the Seattle Seahawks in the third round (94th overall) of the 2016 NFL Draft and registered 48 catches for 463 yards with four touchdowns in 42 games with the club. The Ohio State product was traded by the Seahawks to the Pittsburgh Steelers during the 2019 campaign and has also spent time with the Denver Broncos, New Orleans Saints, N.Y. Giants, Houston Texans and L.A. Chargers.

TITANS TIDBITS:

- Vannett played a role in the development of a product called "Screen Skinz," a tempered glass screen protector that shows logos of professional and major college sports teams while a phone is off.

CAREER TRANSACTIONS:

- The Westerville, Ohio, native was selected by the Seattle Seahawks in the third round (94th overall) of the 2016 NFL Draft.
- Traded by the Seahawks to the Pittsburgh Steelers in exchange for a 2020 fifth-round pick on Sept. 25, 2019.
- Signed by the Denver Broncos as an unrestricted free agent on March 21, 2020.
- Released by the Broncos on March 23, 2021.
- Signed by the New Orleans Saints as a free agent on March 30, 2021.
- Released by the Saints on Nov. 19, 2022.
- Signed by the N.Y. Giants to their practice squad on Nov. 22, 2022.
- Signed by the Giants to their active roster from the practice squad on Dec. 3, 2022.
- Signed by the Houston Texans as an unrestricted free agent on Aug. 2, 2023.
- Released by the Texans on Aug. 29, 2023.
- Signed by the L.A. Chargers to their practice squad on Aug. 31, 2023.
- Signed by the Chargers to their active roster from the practice squad on Nov. 1, 2023.
- Signed by the Titans as a free agent on May 13, 2024.

SEASON RECAPS:

2023 (8/5 - L.A. Chargers): Saw action in eight games with five starts for the Chargers and hauled in one catch for three yards. Was inactive for two contests. Spent the first seven weeks on the Chargers' practice squad before being elevated to the active roster on Nov. 1.

2022 (3/0 - New Orleans; 6/3 - N.Y. Giants): Played as a reserve in three games with the Saints and caught two passes for 13 yards. Was inactive for six contests and did not play in another game with New Orleans before being released on Nov. 19. Signed by the Giants to their practice squad on Nov. 22. Spent one game on the Giants' practice squad before being signed to the active roster on Dec. 3 and appearing in the final six games and collecting four receptions for 42 yards.

- At Philadelphia (1/8), started at tight end and snared two receptions for 18 yards in the regular season finale.

2021 (7/2 - New Orleans): Appeared in seven games with two starts for the Saints, catching nine passes for 133 yards with a touchdown. Placed on injured reserve on Sept. 6 and missed the first nine games of the

season before being designated to return on Nov. 11.

- At Philadelphia (11/21), made his Saints debut and had a 20-yard catch.
- Against Buffalo (11/25), hauled in an 11-yard touchdown catch from Trevor Siemian.
- Against Dallas (12/2), recorded a season-high three catches for 48 yards, including a season-long 30-yard reception.
- At N.Y. Jets (12/12), made his first start as a Saint and recorded three receptions for a team-high 44 yards.

2020 (15/11 - Denver): Saw action in 15 games with 11 starts in his first season with the Broncos and recorded 14 receptions for 95 yards with a touchdown. Was inactive for one contest.

- Against Tennessee (9/14), made his Broncos debut.
- At Carolina (12/13), registered a season-high four receptions for 20 yards, including a two-yard touchdown toss from Drew Lock.

2019 (3/1 - Seattle; 13/6 - Pittsburgh): Played in all 16 games with seven starts for the Seahawks and Steelers and totaled 17 receptions for 166 yards. Saw action in three games with a start for the Seahawks and tallied four receptions for 38 yards before being traded to the Steelers on Sept. 25. Played in 13 games with six starts for the Steelers and registered 13 catches for 128 yards.

- Against Buffalo (12/15), collected five receptions for 40 yards.

2018 (15/9, 1/0 - Seattle): Appeared in 15 games with nine starts and totaled 29 receptions for 269 yards with three touchdowns. Was inactive for one contest. Saw action as a reserve in his first career postseason contest and hauled in one reception for five yards.

- Against L.A. Rams (10/7), collected 43 receiving yards on three receptions.
- Against L.A. Chargers (11/4), posted a career-high six receptions for career-best 52 yards with a touchdown.
- At L.A. Rams (11/11), caught an eight-yard touchdown reception.
- Against Kansas City (12/23), notched two receptions for 11 yards with a touchdown.
- At Dallas (1/5), posted one reception for five yards in NFC Wild Card playoff.

2017 (15/4 - Seattle): Appeared in 15 games with four starts and logged 12 receptions for 124 yards with a touchdown. Was inactive for the regular season finale.

- At San Francisco (11/26), tallied two receptions for 29 yards, including a 17-yard touchdown reception from Russell Wilson.
- Against Philadelphia (12/3), registered three receptions for 40 yards.

2016 (9/2, 0/0 - Seattle): Appeared in nine games with two starts as a rookie with the Seahawks and collected three receptions for 32 yards. Was inactive for seven contests, including the first four games of the season. Was inactive for both postseason matchups.

- At New Orleans (10/30), notched his first career reception on a seven-yard pass.
- Against Carolina (12/4), caught two passes for 25 yards.

COLLEGE:

- Played in 53 games with 15 starts at Ohio State and totaled 55 receptions for 585 yards with six touchdowns during his collegiate career.



Finished his career ranking ninth all-time among Ohio State tight ends in receptions and tied for 10th in touchdown receptions. Was invited to the Reese's Senior Bowl.

- As a senior (2015), started 12 games at tight end and recorded 19 catches for 162 yards.
- As a junior (2014), played in all 15 games and posted 19 receptions for 220 yards with five scores, including a touchdown against Oregon in the National Championship game.
- As a sophomore (2013), played in 13 games and compiled eight catches for 80 yards. Caught his first collegiate touchdown pass against Purdue.
- As a redshirt freshman (2012), played in all 12 games with two starts, ranking fifth on the team with nine receptions and 123 receiving yards.
- As a freshman (2011), redshirted.
- Graduated from Ohio State in August 2015 with a degree in sport industry.

PERSONAL:

- Attended Central (Westerville, Ohio) High School and earned All-Ohio, All-Metro, All-OCC and All-District recognition.
- As a senior, made 47 catches for 606 yards with eight touchdowns. Named to Offense-Defense Bowl, Ohio North-South Classic and Big 33 games.
- Also lettered in basketball.
- Follow Vannett on X at @N_Vannett81 and on Instagram @nickvannett.
- Born Nick Vannett on March 6, 1993 in Westerville, Ohio.

NICK VANNETT'S NFL STATISTICS

REGULAR SEASON				RECEIVING					RUSHING				
Year	Team	GP	GS	No	Yds	Avg	Lg	TD	Att	Yds	Avg	Lg	TD
2016	Seattle	9	2	3	32	10.7	21	0	0	0	-	0	0
2017	Seattle	15	4	12	124	10.3	21	1	0	0	-	0	0
2018	Seattle	15	9	29	269	9.3	32	3	0	0	-	0	0
2019	SEA/PIT	16	7	17	166	9.8	18	0	0	0	-	0	0
2020	Denver	15	11	14	95	6.8	19	1	0	0	-	0	0
2021	New Orleans	7	2	9	133	14.8	30	1	0	0	-	0	0
2022	NO/NYG	9	3	6	55	9.2	15	0	0	0	-	0	0
2023	L.A. Chargers	8	5	1	3	3.0	3	0	0	0	-	0	0
NFL Totals		94	43	91	877	9.6	32	6	0	0	-	0	0

PLAYOFFS				RECEIVING					RUSHING				
Year	Team	GP	GS	No	Yds	Avg	Lg	TD	Att	Yds	Avg	Lg	TD
2016	Seattle	0	0	0	0	-	0	0	0	0	-	0	0
2018	Seattle	1	0	1	5	5.0	5	0	0	0	-	0	0
2022	N.Y. Giants	2	0	0	0	-	0	0	0	0	-	0	0
NFL Totals		3	0	1	5	5.0	5	0	0	0	-	0	0

<p>Single-Game Highs Receptions - 6 vs. L.A. Chargers (11/4/18) Receiving Yards - 52 vs. L.A. Chargers (11/4/18) Long Reception - 32 vs. L.A. Rams (10/7/18) Touchdowns - 1 (Six times, last vs. Buffalo 11/25/21)</p>	<p>Playoff Single-Game Highs Receptions - 1 at Dallas (1/5/19) Receiving Yards - 5 at Dallas (1/5/19) Long Reception - 5 at Dallas (1/5/19)</p>
---	---

<p>Additional Statistics Special Teams Tackles - 2 (2017) Fumble Recoveries - 1 (2018) Kickoff Returns - 1 for 0 yards (2017)</p>



54 GARRETT WALLOW

LINEBACKER • 6'2" • 230 LBS

COLLEGE: TEXAS CHRISTIAN • ACQUIRED: FREE AGENT - 2023

NFL EXPERIENCE (NFL/TITANS): 4/2 • HOMETOWN: NEW ORLEANS, LA.

GAMES PLAYED/GAMES STARTED: 35/5 (PLAYOFFS: 0/0)



PRO: The Titans signed Garret Wallow late in the 2023 campaign to add depth and experience to both the linebacker room and the special teams unit. The 6-foot-2-inch, 230-pounder was originally drafted by the Houston Texans in 2021 and spent his first three seasons with the club before joining the Titans in late December of 2023. Prior to arriving in Tennessee, the Texas Christian product appeared in 32 NFL contests with five starts and recorded 30 tackles.

TITANS TIDBITS:

- Wallow hosted a free youth football camp in his hometown of New Orleans during the summer of 2023.

CAREER TRANSACTIONS:

- The New Orleans, La., native was selected by the Houston Texans in the fifth round (170th overall) of the 2021 NFL Draft.
- Released by the Texans on Aug. 29, 2023 and signed to the team's practice squad two days later.
- Activated from the practice squad to the active roster standard elevation on Oct. 7, 2023.
- Signed by the Texans to their active roster from the practice squad on Nov. 18, 2023.
- Waived by the Texans on Nov. 25, 2023 and signed to the team's practice squad four days later.
- Activated from the practice squad to the active roster standard elevation on Dec. 16, 2023.
- Signed by the Titans to their active roster from the Texans' practice squad on Dec. 20, 2023.

SEASON RECAPS:

2023 (2/0 - Houston; 3/0 - Tennessee): Played in three games as a reserve with the Titans and recorded six tackles. Saw action as a reserve in two games with the Texans. Was inactive for one contest in Houston. Spent 11 weeks on the Texans' practice squad.

- Against Seattle (12/24), made his Titans debut as a reserve at linebacker and produced a tackle.
- At Houston (12/31), saw action as a reserve at linebacker and recorded two tackles.
- Against Jacksonville (1/7), played as a reserve at linebacker and collected three tackles.

2022 (13/3 - Houston): Appeared in 13 games with three starts and amassed 10 tackles, a tackle for loss, a pass defended and three special teams tackles. Was inactive for four contests.

- At Jacksonville (10/9), recorded his first career pass defended and three tackles.

2021 (17/2 - Houston): Played in all 17 games with two starts as a rookie and totaled 20 tackles, two stops for loss, a sack and three special teams tackles.

- Against Jacksonville (9/12), made his NFL debut appearing on special teams in the season opener.
- Against Seattle (12/12), tallied two tackles and his first career tackle for loss.
- At Jacksonville (12/19), made his first career start and tied for the team lead with a career-high 11 tackles while also notching a sack. Dropped Trevor Lawrence for a one-yard sack in the fourth quarter.

COLLEGE:

- Played four seasons (2017-20) at Texas Christian University where he appeared in 49 games over his collegiate career and totaled 295 tackles, 32.5 tackles for loss, 9.5 sacks, five passes defended, three forced fumbles and an interception.
- As a senior (2020), earned first team All-Big 12 honors after logging 90 total tackles, which was the second-most in the Big 12 on the year. Also contributed nine tackles for loss, three sacks, three forced fumbles and five quarterback hits.
- As a junior (2019), led the Big 12 with 125 tackles and ranked tied for ninth nationally at 10.4 tackles per game. Had a team-best 18 tackles for loss and the 1.5 stop for loss per game placed third in the Big 12 and tied for ninth in the country. Topped the Horned Frogs in tackles in 10 of 12 games.
- As a sophomore (2018), made seven starts while seeing action in all 13 contests and placed third on the team with 72 tackles.
- As a true freshman (2017), appeared in all 14 games and recorded eight total tackles on defense while leading the team with seven special teams stops.

PERSONAL:

- Attended John Curtis Christian (New Orleans, La.) School.
- As a senior, totaled 67 stops, including a sack, with an interception and forced fumble while being named first team All-State as a safety.
- Lettered in basketball and also ran track as a senior, clocking personal bests in the 100 meters (11.30) and 400 meters (52.36).
- Follow Wallow on Instagram at @gwallow40.
- Born Garret Wallow on Jan. 25, 1999 in New Orleans, La.



GARRET WALLOW'S TITANS GAME-BY-GAME

2023 Tennessee Titans

Date	Opp	W/L	P/S	Tot	Solo	Asst	Sk	- Yds	QBP	TFL	Int	- Yds	-TD	PD	FF	FR	- Yds	SpT
Dec 24	Sea	L	p	1	1	0	0.0	0.0	0	0	0	0	0	0	0	0	0	0
Dec 31	@ Hou	L	p	2	1	1	0.0	0.0	0	0	0	0	0	0	0	0	0	0
Jan 7	Jax	W	p	3	3	0	0.0	0.0	0	0	0	0	0	0	0	0	0	0
Totals			1-2	3/0	6	5	1	0.0	0.0	0	0	0	0	0	0	0	0	0

GARRET WALLOW'S NFL STATISTICS

REGULAR SEASON		TACKLES										INTERCEPTIONS					FUMBLES			
Year	Team	GP	GS	Tot	Solo	Asst	Sk	Yds	QBP	TFL	No	Yds	Lg	TD	PD	FF	FR	Yds	SpT	
2021	Houston	17	2	20	13	7	1.0	1.0	1	2	0	0	0	0	0	0	0	0	3	
2022	Houston	13	3	10	4	6	0.0	0.0	0	1	0	0	0	1	0	0	0	0	3	
2023	Houston	2	0	0	0	0	0.0	0.0	0	0	0	0	0	0	0	0	0	0	0	
2023	Tennessee	3	0	6	5	1	0.0	0.0	0	0	0	0	0	0	0	0	0	0	0	
NFL Totals		35	5	36	22	14	1.0	1.0	1	3	0	0	0	0	1	0	0	0	6	

Single-Game Highs

- Tackles - 11 at Jacksonville (12/19/21)
- Sacks - 1 at Jacksonville (12/19/21)
- Tackles for Loss - 1 (Three times, last at Jacksonville 10/9/22)
- Pass Defensed - 1 at Jacksonville (10/9/22)
- Special Teams Tackles - 1 (Six times, last vs. Tennessee 10/30/22)



72 LEROY WATSON IV

TACKLE • 6'5" • 310 LBS

COLLEGE: TEXAS-SAN ANTONIO • ACQUIRED: TRADE (CLE) - 2024

NFL EXPERIENCE (NFL/TITANS): 2/1 • HOMETOWN: SNELLVILLE, GA.

GAMES PLAYED/GAMES STARTED: 7/0 (PLAYOFFS: 0/0)



PRO: The Titans acquired Leroy Watson IV via trade during the 2024 offseason to bolster the depth along the offensive front. Prior to his arrival in Tennessee, the 6-foot-5-inch, 310-pounder appeared as a reserve in seven games with the Cleveland Browns in 2023. The University of Texas-San Antonio product spent his entire rookie campaign as a member of the San Francisco 49ers practice squad. Watson entered the NFL as a rookie free agent with the Atlanta Falcons and he has also spent time with the New England Patriots.

TITANS TIDBITS:

• Watson played exclusively at tight end during his collegiate career before transitioning to the offensive line in the NFL.

CAREER TRANSACTIONS:

- The Snellville, Ga., native was signed by the Atlanta Falcons as a rookie free agent on May 2, 2022.
- Waived by the Falcons on Aug. 30, 2022.
- Signed by the New England Patriots to their practice squad on Sept. 1, 2022 before being released after a few days.
- Signed by the San Francisco 49ers to their practice squad on Sept. 5, 2022.
- Signed by the 49ers to a future's contract on Jan. 31, 2023.
- Waived by the 49ers on Aug. 29, 2023 and signed to the team's practice squad the next day.
- Signed by the Cleveland Browns to their active roster from the 49ers' practice squad on Nov. 2, 2023.
- Traded by the Browns to the Titans in exchange for a 2024 seventh-round pick on April 12, 2024.

SEASON RECAPS:

2023 (0/0 - San Francisco; 7/0 - Cleveland): Saw action as a reserve in seven games after being signed to the Browns' active roster on Nov. 2. Spent the first eight games of the season on the 49ers' practice squad.

2022 (0/0 - San Francisco): Spent the entire season on the 49ers' practice squad.

COLLEGE:

- Appeared in 37 games during his three seasons (2019-21) at Texas-San Antonio after transferring from Hutchinson (Kansas) Community College where he spent two seasons (2017-18).
- As a super senior (2021), started all 13 games at tight end at UTSA and registered seven receptions for 65 yards with a touchdown while helping pave the way for school records in total yards (6,146), passing yards (3,577) and points scored (516).
- As a senior (2020), named honorable mention All-Conference USA at tight end after appearing in 12 games with 11 starts for the Roadrunners and recording 14 catches for 176 yards.
- As a junior (2019), played in 12 games with 10 starts at UTSA and finished with four receptions for 56 yards with a score.
- As a sophomore (2018), earned first-team All-Jayhawk Conference honors at Hutchinson CC after catching six passes for 88 yards with a touchdown.
- As a freshman (2017), collected honorable mention all-conference accolades for Hutchinson after posting six receptions for 51 yards with a touchdown.

- Graduated with a bachelor's degree in multidisciplinary studies from University of Texas-San Antonio in May 2021.

PERSONAL:

- Attended Shiloh (Snellville, Ga.) High School where he was a two-way standout at tight end and defensive end.
- Enjoys playing the piano and cooking in his spare time.
- Has three sisters and one brother.
- Follow Watson on X at @LeroyWatson 77 and on Instagram at @roy.money.25.
- Born Leroy Watson IV on June 10, 1998 in Snellville, Ga.

LEROY WATSON IV'S NFL STATISTICS

REGULAR SEASON

Year	Team	GP	GS
2023	Cleveland	7	0
NFL Totals		7	0




99 RASHAD WEAVER

OUTSIDE LINEBACKER • 6'4" • 259 LBS

COLLEGE: PITTSBURGH • ACQUIRED: 4TH ROUND - 2021

NFL EXPERIENCE (NFL/TITANS): 4/4 • HOMETOWN: FORT LAUDERDALE, FLA.

GAMES PLAYED/GAMES STARTED: 33/4 (PLAYOFFS: 0/0)



PRO: The Titans selected Rashad Weaver in the fourth round of the 2021 NFL Draft. He has played in 33 total games with four starts in his first three seasons. After missing the majority of his rookie campaign to a season-ending injury in his third career game, Weaver has recorded 45 total tackles with 45 quarterback pressures, 11 tackles for loss and 5.5 sacks in two healthy seasons since. The 6-foot-4-inch, 259-pound defender was a consensus All-American, a Bednarik Award semifinalist, and earned first-team All-ACC honors as a senior with the Pittsburgh Panthers in 2020 after totaling 35 tackles, 14.5 tackles for loss, 7.5 sacks, 12 quarterback pressures, three forced fumbles and a fumble recovery in nine games.

CAREER HIGHLIGHTS:

- In 2022, Weaver appeared in 16 games with four starts. His 5.5 sacks ranked fourth on the team, while his 39 quarterback pressures ranked third.
- In 2020, Weaver was named a consensus All-American after garnering first-team All-America honors from four of the NCAA's recognized selectors: Associated Press, American Football Coaches Association, Football Writers Association of America and Walter Camp Football Foundation. He was the 52nd consensus All-American in school history and the first Pitt defensive player to earn that distinction since Aaron Donald in 2013.

TITANS TIDBITS:

- Weaver lists rehabbing a torn ACL during the pandemic as the biggest challenge he has had to overcome in his football career. He worked on 'staying focused even not knowing if there was going to be a season and even just finding locations to do my rehab work when everything shut down.'
- He was a member of Pitt's prestigious Blue & Gold Society, an undergraduate organization composed of top students who serve as ambassadors for the university and Pitt Alumni Association.
- Prior to the NFL Draft, Weaver trained in the martial art of Krav Maga.
- Weaver's grandmother has battled multiple sclerosis since he was in a middle school.
- While at Pitt, Weaver participated in the Leukemia & Lymphoma Society's Race to Anyplace Fundraiser with the same girl, Lili, for three consecutive years. Weaver and Lili struck up a friendship and are frequently in touch.
- Weaver and his best friend started a clothing line called Dreams to Reality which can be found on Instagram @d2r.shop.
- Weaver grew up in Indiana but moved to Florida prior to his sophomore year of high school. He wore No. 17 because he played quarterback and wanted a number right before Peyton Manning's No. 18. Weaver circled back to No. 17 in college, and 'I thought it was a cool number for an edge rusher.'

CAREER TRANSACTIONS:

- The Fort Lauderdale, Fla., native was selected by the Titans in the fourth round (135th overall) of the 2021 NFL Draft.

SEASON RECAPS:

2023 (15/0): Played as a reserve in 15 games and registered 16 tackles, six quarterback pressures, four tackles for loss and a pass defended.

Collected four special teams tackles on coverage units. Was inactive for two contests. Led the team in special teams tackles once in 2023 (vs. HOU).

- At New Orleans (9/10), played as a reserve at outside linebacker and notched a quarterback pressure.
- Against L.A. Chargers (9/17), saw action as a reserve at outside linebacker and collected a tackle. Registered a special teams stop on coverage units.
- At Cleveland (9/24), played as a reserve at outside linebacker and tallied two tackles.
- Against Cincinnati (10/1), played as a reserve at outside linebacker and posted a tackle for loss. Teamed with Harold Landry III to stuff Joe Mixon for a two-yard loss on a rush off left end in the second quarter.
- At Jacksonville (11/19), played as a reserve at outside linebacker and recorded two tackles, including a stop for loss, a pass defended and two quarterback pressures. Batted down a pass intended for Christian Kirk in the second quarter. Stonewalled Tank Bigsby for a three-yard loss on a rush off left tackle late in the fourth quarter. Combined with Harold Landry III to stuff Bigsby for no gain on a rush off left guard late in the final stanza.
- Against Carolina (11/26), saw action as a reserve at outside linebacker and tied a career-high with four tackles, including a stop for loss and two quarterback pressures. Shot through the line and stonewalled Chuba Hubbard for a four-yard loss on a rush off right guard in the third quarter. Teamed with Monty Rice to stuff Hubbard for no gain on a rush up the middle in the third quarter.
- At Miami (12/11), saw action as a reserve at outside linebacker and notched a quarterback pressure. Posted a special teams tackle on coverage units.
- Against Houston (12/17), played as a reserve at outside linebacker and tallied three tackles, including a stop for loss. Led the team with two special teams tackles on coverage units. Stuffed Devin Singletary for no gain on a rush up the middle in the third quarter.

2022 (16/4): Saw action in 16 games with four starts at outside linebacker. Ranked third on the squad with 39 quarterback pressures and fourth on the club with 5.5 sacks. Registered 27 tackles, including seven stops for loss, six passes defended, two forced fumbles and a fumble recovery. Was inactive for one contest. Led or tied for the team lead in sacks three times in 2022 (vs. NYG, vs. LV, vs. DEN). Led or tied for the team lead in quarterback pressures four times in 2022 (at KC, vs. DEN, at GB, at LAC). Tied for the team lead in passes defended twice in 2022 (vs. JAX, at JAX).

- Against N.Y. Giants (9/11), played as a reserve at outside linebacker and posted four tackles, including two sacks and three quarterback pressures. Registered his first career sack by dropping Daniel Jones for a five-yard loss in the opening stanza. Ended a Giants' drive by sacking Jones for a two-yard loss on third-and-five in the third quarter.
- Against Las Vegas (9/25), made his first career start at outside linebacker and notched two tackles, including a sack and a then career-best four quarterback pressures. Dipped around the edge and dropped Derek Carr for a seven-yard sack on third-and-four late in the second quarter.
- At Indianapolis (10/2), saw action as a reserve at outside linebacker and tallied two tackles, including a sack, another tackle for loss, a forced fumble and three quarterback pressures. Helped limit Jonathan Taylor to just 42 rushing yards on 20 carries in the victory. Pounced on Matt Ryan for a six-yard loss after a bobbed snap in the second quarter. Strip-



sacked Ryan for a six-yard loss but the loose ball was recovered by the Colts late in the third quarter.

- At Kansas City (11/6), played as a reserve at outside linebacker and tied for the team lead with five quarterback pressures.
- Against Denver (11/13), saw action as a reserve at outside linebacker and posted two tackles, including 1.5 sacks and a team-best eight quarterback pressures. Batted down a pass intended for Chase Edmonds late in the third quarter. Combined with DeMarcus Walker to sack Russell Wilson for a two-yard loss late in the final stanza. Came off the edge and strip-sacked Wilson on third-and-four late in the fourth quarter.
- At Green Bay (11/17), played as a reserve at outside linebacker and led the team with three quarterback pressures.
- At Philadelphia (12/4), played as a reserve at outside linebacker and produced three tackles, including a stop for loss and a quarterback pressure. Stonewalled Miles Sanders for a two-yard loss on a rush off right tackle in the third quarter.
- At L.A. Chargers (12/18), played as a reserve at outside linebacker and recorded two tackles with a team-high five quarterback pressures.
- At Jacksonville (1/7), started at outside linebacker and totaled a quarterback pressure, a pass defended and a fumble recovery. Pounced on a Trevor Lawrence fumble at the Titans' 33-yard line in the second quarter. Ended a Jaguars' drive by batting down a third-and-seven pass at the line of scrimmage in the final stanza.

2021 (2/0): Played in two games as a reserve as a rookie and collected two tackles. Placed on injured reserve on Sept. 28 and missed the final 14 regular season games and the postseason contest. Was inactive for the season opener. Made his NFL debut at Seattle (9/19/21).

- Against Arizona (9/12), was inactive.
- At Seattle (9/19), saw action in his first NFL contest as a reserve on special teams and limited snaps at outside linebacker.
- Against Indianapolis (9/26), played as a reserve at outside linebacker and tallied two tackles before leaving the game late in the third quarter with an injury. Combined with Rashaan Evans to stonewall Jonathan Taylor for a one-yard loss on a rush off left guard late in the first quarter.

COLLEGE:

- In four seasons at Pittsburgh (2017-20), Weaver appeared in 35 games with 28 starts. He tallied 110 tackles, 34.5 tackles for loss, 17.0 sacks, nine passes defended, 28 quarterback pressures, five forced fumbles and four fumble recoveries.
- As a senior (2020), started nine games and totaled 35 tackles, 14.5 tackles for loss, 7.5 sacks, 12 quarterback pressures, two passes defended, three forced fumbles and one fumble recovery. Named a consensus All-American after garnering first-team All-America honors from four of the NCAA's recognized selectors: Associated Press, American Football Coaches Association, Football Writers Association of America and Walter Camp Football Foundation. Also earned first-team All-America recognition by CBS Sports, ESPN, Phil Steele and Pro Football Focus. Awarded first team All-ACC honors and was a semifinalist for the Bednarik Award.
- As a junior (2019), suffered a season-ending injury during training camp.
- As a sophomore (2018), started all 14 games at defensive end and amassed 47 tackles, 14.0 tackles for loss, 6.5 sacks, 10 quarterback pressures, four passes defended, two forced fumbles and three fumble recoveries. Led the team in tackles for loss, sacks, and fumble recoveries. Tied for the ACC lead and ranked sixth nationally in fumble recoveries.
- As a redshirt freshman (2017), saw action in all 12 games and made five starts. Tallied 28 tackles, six tackles for loss, three sacks, six quarterback pressures and three passes defended.
- Redshirted in 2016.
- Graduated from Pittsburgh in 2020 with a degree in finance and business information systems.

PERSONAL:

- Attended Cooper City (Fla.) High School where he was a two-way player at defensive end and tight end and an all-county selection. Compiled 65 tackles, seven sacks, one pick-six, six passes defended, two forced fumbles, two blocked field goals and two blocked punts.
- Selected to play in the Broward County All-Star Classic and the Florida Athletic Coaches Association North vs. South All-Star Classic.
- Also participated in basketball and was a three-year starter. He played center and power forward.
- Son of Autumn DeLaPorte and Nevin Weaver.
- Has two sisters.
- Follow Weaver on X and Instagram @RashadWeaver.
- Born Rashad Capone Weaver on Nov. 10, 1997 in Marion, Ind.



RASHAD WEAVER'S GAME-BY-GAME

2021 Tennessee Titans

Date	Opp	W/L	P/S	Tot Solo	Asst	Sk	- Yds	QBP	TFL	Int - Yds	-TD	PD	FF	FR - Yds	SpT
Sept 12	Ari	L	IA												
Sept 19	@ Sea	W	p	0	0	0	0.0	0.0	0	0	0	0	0	0	0
Sept 26	Ind	W	p	2	0	2	0.0	0.0	0	0	0	0	0	0	0
Oct 3	@ NYJ														
Placed on injured reserve on Sept. 28, 2021															
Totals			2-1 2/0	2	0	2	0.0	0.0	0	0	0	0	0	0	0

2022 Tennessee Titans

Date	Opp	W/L	P/S	Tot Solo	Asst	Sk	- Yds	QBP	TFL	Int - Yds	-TD	PD	FF	FR - Yds	SpT
Sept 11	NYG	L	p	4	3	1	2.0	7.0	3	2	0	0	0	0	0
Sept 19	@ Buf	L	p	0	0	0	0.0	0.0	1	0	0	0	0	0	0
Sept 25	LV	W	S	2	2	0	1.0	7.0	4	1	0	0	0	0	0
Oct 2	@ Ind	W	p	2	2	0	1.0	4.0	3	1	0	0	0	1	0
Oct 9	@ Was	W	S	1	1	0	0.0	0.0	1	0	0	0	1	0	0
Oct 23	Ind	W	p	1	0	1	0.0	0.0	1	0	0	0	0	0	0
Oct 30	@ Hou	W	IA												
Nov 6	@ KC	L	p	0	0	0	0.0	0.0	5	0	0	0	0	0	0
Nov 13	Den	W	p	2	1	1	1.5	9.0	8	0	0	0	1	1	0
Nov 17	@ GB	W	p	0	0	0	0.0	0.0	3	0	0	0	0	0	0
Nov 27	Cin	L	p	3	1	2	0.0	0.0	1	0	0	0	0	0	0
Dec 4	@ Phi	L	p	3	2	1	0.0	0.0	1	1	0	0	0	0	0
Dec 11	Jax	L	p	1	1	0	0.0	0.0	0	1	0	0	2	0	0
Dec 18	@ LAC	L	p	2	1	1	0.0	0.0	5	0	0	0	0	0	0
Dec 24	Hou	L	p	3	2	1	0.0	0.0	2	1	0	0	0	0	0
Dec 29	Dal	L	S	3	2	1	0.0	0.0	0	0	0	0	1	0	0
Jan 7	@ Jax	L	S	0	0	0	0.0	0.0	1	0	0	0	1	0	1
Totals			7-10 16/4	27	18	9	5.5	27.0	39	7	0	0	6	2	1

2023 Tennessee Titans

Date	Opp	W/L	P/S	Tot Solo	Asst	Sk	- Yds	QBP	TFL	Int - Yds	-TD	PD	FF	FR - Yds	SpT
Sept 10	@ NO	L	p	0	0	0	0.0	0.0	1	0	0	0	0	0	0
Sept 17	LAC	W	p	1	0	1	0.0	0.0	0	0	0	0	0	0	1
Sept 24	@ Cle	L	p	2	0	2	0.0	0.0	0	0	0	0	0	0	0
Oct 1	Cin	W	p	1	1	0	0.0	0.0	0	1	0	0	0	0	0
Oct 8	@ Ind	L	p	0	0	0	0.0	0.0	0	0	0	0	0	0	0
Oct 15	Bal	L	p	1	1	0	0.0	0.0	0	0	0	0	0	0	0
Oct 29	Atl	W	IA												
Nov 2	@ Pit	L	p	0	0	0	0.0	0.0	0	0	0	0	0	0	0
Nov 12	@ TB	L	IA												
Nov 19	@ Jax	L	p	2	1	1	0.0	0.0	2	1	0	0	1	0	0
Nov 26	Car	W	p	4	2	2	0.0	0.0	2	1	0	0	0	0	0
Dec 3	Ind	L	p	1	1	0	0.0	0.0	0	0	0	0	0	0	0
Dec 11	@ Mia	W	p	0	0	0	0.0	0.0	1	0	0	0	0	0	1
Dec 17	Hou	L	p	3	2	1	0.0	0.0	0	1	0	0	0	0	2
Dec 24	Sea	L	p	0	0	0	0.0	0.0	0	0	0	0	0	0	0
Dec 31	@ Hou	L	p	1	0	1	0.0	0.0	0	0	0	0	0	0	0
Jan 7	Jax	W	p	0	0	0	0.0	0.0	0	0	0	0	0	0	0
Totals			6-11 15/0	16	8	8	0.0	0.0	6	4	0	0	0	1	0

RASHAD WEAVER'S NFL STATISTICS

REGULAR SEASON		TACKLES									INTERCEPTIONS					FUMBLES			
Year	Team	GP	GS	Tot	Solo	Asst	Sk	Yds	QBP	TFL	No	Yds	Lg	TD	PD	FF	FR	Yds	SpT
2021	Tennessee	2	0	2	0	2	0.0	0.0	0	0	0	0	0	0	0	0	0	0	0
2022	Tennessee	16	4	27	18	9	5.5	27.0	39	7	0	0	0	6	2	1	0	0	
2023	Tennessee	15	0	16	8	8	0.0	0.0	6	4	0	0	0	1	0	0	0	4	
NFL Totals		33	4	45	26	19	5.5	27.0	45	11	0	0	0	7	2	1	0	4	

Single-Game Highs

Tackles - 4 (Twice, last vs. Carolina 11/26/23)

Sacks - 2 vs. N.Y. Giants (9/11/22)

Tackles for Loss - 2 vs. N.Y. Giants (9/11/22)

Quarterback Pressures - 8 vs. Denver (11/13/22)

Forced Fumbles - 1 (Twice, last vs. Denver 11/13/22)

Fumble Recoveries - 1 at Jacksonville (1/7/23)

Passes Defensed - 2 vs. Jacksonville (12/11/22)

Special Teams Tackles - 2 vs. Houston (12/17/23)



15 NICK WESTBROOK-IKHINE

WIDE RECEIVER • 6'2" • 211 LBS

COLLEGE: INDIANA • ACQUIRED: FREE AGENT - 2020

NFL EXPERIENCE (NFL/TITANS): 5/5 • HOMETOWN: LAKE MARY, FLA.

GAMES PLAYED/GAMES STARTED: 61/30 (PLAYOFFS: 2/0)



PRO: The Titans signed Nick Westbrook-Ikhine as a rookie free agent following the 2020 NFL Draft. The 6-foot-2-inch, 211-pounder provides versatility to the passing game with his ability to line up in multiple positions, while also contributing on special teams. From 2020 through 2023, no player appeared in more games in a Titans uniform than Westbrook-Ikhine, who logged 61 games in that stretch and totaled 94 receptions for 1,276 yards and 10 touchdowns. The Lake Mary, Fla., native appeared in 52 games with 36 starts and totaled 144 receptions for 2,226 yards with 16 touchdowns over four seasons at Indiana.

CAREER HIGHLIGHTS:

- From the beginning of the 2021 season—Westbrook-Ikhine's second year in the NFL—through 2023, he led the Titans in receptions (91), receiving yards (1,243), touchdown catches (10) and receptions for first downs (59).
- In 2022, Westbrook-Ikhine recorded a career-high 13 starts, posting 25 catches for 397 yards and three touchdowns.
- In 2021, he set career marks in receptions (38), receiving yards (476) and touchdowns (four). His receptions, receiving yards and receiving touchdowns ranked second on the team.
- In 2021, Westbrook-Ikhine registered his first career 100-yard receiving game with seven catches for 107 yards against Houston (11/21/21).

TITANS TIDBITS:

- As an avid dog lover, Westbrook-Ikhine took care of dogs while in college through the popular app "Rover." Westbrook-Ikhine joined Rover the summer before his senior year at Indiana, and he would set his rate \$10-15 lower than the average price to ensure he was selected as a dog-sitter. Westbrook-Ikhine would bring the dogs everywhere with him, even to Indiana's indoor field, and would let the dogs run around on the turf. He has his own rescue dog now named Winston.
- In 2021, Westbrook-Ikhine was named the team's Ed Block Courage Award recipient.
- Westbrook-Ikhine and his wife have become involved with Destiny Rescue, a "global, faith-based organization that rescues children out of sexual exploitation and human trafficking and most importantly helps them stay free." He chose to represent the organization through the NFL's My Cause My Cleats initiative.

CAREER TRANSACTIONS:

- The Lake Mary, Fla., native was signed by the Titans as a rookie free agent on May 7, 2020.
- Waived by the Titans on Sept. 5, 2020 and signed to the practice squad a day later.
- Activated from the practice squad to the active roster standard elevation on Sept. 14, 2020.
- Signed by the Titans from the practice squad to the active roster on Sept. 16, 2020.

SEASON RECAPS:

- 2023 (14/9):** Played in 14 games with nine starts at wide receiver and ranked second on the team with three receiving touchdowns. Finished the season fourth on the squad with 370 receiving yards and tied for fourth on the team with 28 receptions. Placed on injured reserve on Dec. 20 and missed the final three contests. Led or tied for the team lead in receptions three times in 2023 (vs. CIN, vs. BAL, vs. CAR).
- At New Orleans (9/10), played as a reserve at wide receiver and

finished second on the team with four catches and 58 receiving yards. Extended the Titans' final scoring drive with a 21-yard grab on third-and-two in the fourth quarter.

- Against L.A. Chargers (9/17), started at wide receiver and caught three passes for 25 yards with a touchdown. Got open in the end zone for a four-yard touchdown reception and a 24-21 lead with 2:25 remaining in regulation.
- At Cleveland (9/24), played as a reserve at wide receiver in his 50th career regular season game.
- Against Cincinnati (10/1), started at wide receiver and led the team with five receptions for 51 yards with a score. Gave the Titans a 10-3 lead with a 13-yard touchdown grab in the second quarter.
- In London, against Baltimore (10/15), started at wide receiver and led the team with three catches for 25 yards.
- Against Atlanta (10/29), played as a reserve at wide receiver and hauled in a 33-yard touchdown pass. Got open behind the defense for a 33-yard deep shot from Will Levis to give the Titans a 28-16 advantage in the fourth quarter.
- Against Carolina (11/26), started at wide receiver and tied for the team lead with four receptions for 41 yards. Set up the Titans' field goal just before halftime with an 18-yard grab on third-and-one with less than 10 seconds remaining in the second stanza.
- At Miami (12/11), started at wide receiver and caught two passes for 28 yards to go along with a two-point conversion catch. Helped set up a Titans' touchdown with a 23-yard reception down to the Miami three-yard line in the final stanza. Made it a six-point game at 27-21 with a two-point conversion grab in the corner of the end zone in the fourth quarter.

2022 (17/13): Played in all 17 games with 13 starts at wide receiver and registered 25 receptions for 397 yards with three touchdowns. Led the team in receiving yards twice in 2022 (at WAS, vs. DEN). Tied for the team lead in receptions twice in 2022 (vs. DEN, vs. CIN). Has two career 100-yard receiving performances, including one in 2022 (vs. DEN). Registered a career-high two receiving touchdowns against Denver (11/13/22).

- At Buffalo (9/19), started at wide receiver and helped set up the Titans' touchdown with a 13-yard, toe-drag grab down to the Bills' two-yard line during the opening drive.
- Against Las Vegas (9/25), started at wide receiver and hauled in three passes for 40 yards. Kept the Titans' third touchdown drive alive with a 10-yard catch on third-and-three in the second quarter.
- At Washington (10/9), started at wide receiver and snared two receptions for a team-best 72 receiving yards. Set up the Titans' game-winning touchdown with a then career-long 61-yard grab to the Washington 12-yard line in the third quarter.
- Against Denver (11/13), started at wide receiver and set career-highs with 119 receiving yards and two receiving touchdowns on five total catches. Cut the Broncos' lead to 10-7 with a nine-yard, toe-drag touchdown grab in the corner of the end zone on third-and-goal with 12 seconds remaining in the first half. Gave the Titans a 14-10 advantage with a 63-yard touchdown catch on a flea flicker in the third quarter.
- Against Cincinnati (11/27), started at wide receiver and tied for the team lead with four catches for 58 yards. Extended the Titans' initial scoring drive with a 25-yard grab on third-and-10 late in the first quarter.
- Against Jacksonville (12/11), started at wide receiver and caught three passes for 23 yards with a touchdown. Extended the Titans' opening



touchdown drive with a 13-yard grab on third-and-five in the opening quarter. Snared a two-yard touchdown pass in the corner of the end zone in the fourth quarter.

2021 (16/7, 1/0): Saw action in 16 games with seven starts at wide receiver and ranked second on the team with 38 receptions, 476 receiving yards and four receiving touchdowns, establishing career highs in each category. Collected three special teams tackles on coverage units. Was inactive for one game. Played as a reserve in the postseason contest. Led or tied for the team lead in receptions three times in 2021 (vs. IND, at NE, at PIT). Led the team in receiving yards five times in 2021 (vs. IND, vs. HOU, at NE, at PIT, at HOU). Tied for the team lead in special teams tackles once in 2021 (vs. BUF). Named the team's Ed Block Courage Award recipient.

- Against Arizona (9/12), played as a reserve at wide receiver and on special teams. Set up the Titans' first touchdown with a 10-yard catch down to the Cardinals' one-yard line on third-and-10 in the second quarter.
- Against Indianapolis (9/26), started at wide receiver and led the team with a then-career-high four catches and a then-career-best 53 receiving yards with his first career touchdown. Corralled his first career touchdown reception on an 18-yard slant to give the Titans a 14-7 lead in the second quarter. Drew a 30-yard pass interference penalty during the Titans' third touchdown drive early in the fourth quarter.
- Against Buffalo (10/18), saw action as a reserve at wide receiver and caught three passes for 27 yards. Registered a special teams stop on coverage units. Hauled in all three receptions for 27 yards, including an eight-yard grab on third-and-six during the Titans' game-winning touchdown drive in the fourth quarter.
- At Indianapolis (10/31), played as a reserve at wide receiver and caught two passes for 16 yards with a touchdown. Posted a special teams tackle on coverage units. Gave the Titans a 21-17 lead with a five-yard touchdown catch on third-and-four in the third stanza.
- Against New Orleans (11/14), started at wide receiver and hauled in one reception for 10 yards. Recovered the Saints' onside kick late in the fourth quarter which sealed the victory.
- Against Houston (11/21), led the team with a then career-high 107 receiving yards on a career-best seven receptions. Kept the Titans' touchdown drive alive in the third quarter with an 16-yard reception on third-and-nine.
- At New England (11/28), started at wide receiver and tied for the team lead with two receptions for a team-high 25 yards with a touchdown. Cut the Patriots lead to 7-6 with a one-yard touchdown catch from Ryan Tannehill on third-and-one early in the second quarter.
- At Pittsburgh (12/19), started at wide receiver and tied for the team lead with four catches for a team-best 32 receiving yards.
- Against San Francisco (12/23), played as a reserve at wide receiver and snared two receptions for 38 yards. Extended the Titans' first scoring drive with a 24-yard reception on third-and-15 in the third quarter.
- At Houston (1/9), played as a reserve at wide receiver and led the team with 78 receiving yards on four catches with a touchdown. Hauled in a 29-yard reception over the middle and between two defenders in the opening quarter. Snared a four-yard touchdown pass with 11 seconds remaining in the first half. Got open after Tannehill somehow eluded a sack and snagged a 36-yard completion on third-and-five in the fourth quarter.
- Against Cincinnati (1/22), saw action as a reserve at wide receiver in the divisional playoff match.

2020 (14/1, 1/0): Appeared in 14 games with one start at wide receiver as a rookie and caught three passes for 33 yards. Collected two special teams tackles on coverage units. Was inactive for two games. Saw action as a reserve in the postseason contest and caught two passes for 17 yards and led the team with a special teams tackle. Led or tied for the team lead in special teams tackles twice in 2020 (at HOU, vs. BAL). Made his NFL debut against Jacksonville (9/20/20). Made his first career start against Houston (10/18/20).

- Against Jacksonville (9/20), played as a reserve on special teams and at wide receiver in his first NFL contest.
- Against Buffalo (10/13), played significant snaps as a reserve at wide receiver and notched his first career NFL reception for seven yards.
- Against Houston (10/18), made his first career start at wide receiver

and hauled in a two-point conversion in the fourth quarter. Increased the Titans' lead to 29-23 with a two-point conversion grab in the back of the endzone in the fourth quarter.

- At Baltimore (11/22), played as a reserve on special teams and caught one pass from Logan Woodside for seven yards on a fake punt in the second quarter.
- Against Detroit (12/20), played as a reserve on special teams. Notched a tackle on defense and a special teams stop on coverage units. Raced down the field as a gunner and stonewalled Jamal Agnew for a one-yard loss on a punt return in the third quarter. Sniffed out a fake punt and stuffed C.J. Moore one yard short of the first down in the fourth quarter.

COLLEGE:

- Appeared in 52 games with 36 starts and totaled 144 receptions for 2,226 yards with 16 touchdowns over four seasons at Indiana. Ranked sixth in school history in catches, seventh in yardage and touchdowns, and tied for seventh in 100-yard receiving games (six). Became the seventh Hoosier to reach 125 receptions and 2,000 yards.
- As a senior (2019), appeared in all 13 games and made 12 starts. Caught 42 passes for 572 yards and a team-high five touchdowns. Named as a William V. Campbell Trophy semifinalist.
- As a redshirt junior (2018), started all 12 games and made 42 catches for a team-leading 590 yards and four touchdowns. Named to the Biletnikoff Award Watch List.
- As a junior (2017), received a medical redshirt after suffering a season-ending injury in the season opener.
- As a sophomore (2016), saw action in all 13 games and made 12 starts. Made 54 receptions for 995 yards and six touchdowns, all of which were career-high marks. His 995 yards led the team and ranked seventh on Indiana's single-season list.
- As a freshman (2015), appeared in all 13 games and made six receptions for 69 yards and one touchdown.
- Graduated in December 2019 with a business marketing degree from Indiana.

PERSONAL:

- Married to Hannah.
- Attended Lake Mary (Fla.) High School where he was named first team all-state, all-district and All-Central Florida as a senior after he recorded 84 receptions for 1,853 yards and 21 touchdowns.
- Caught 52 passes for 826 yards and 13 scores as a junior.
- Also lettered in track and field and lacrosse.
- Son of Amy and Jeff Nickel.
- Follow Westbrook-Ikhine on X at @nick_west15 and on Instagram at @nickwestbrook15.
- Born Nicholas Westbrook-Ikhine on March 21, 1997 in Lake Mary, Fla..



NICK WESTBROOK-IKHINE'S GAME-BY-GAME

2020 Tennessee Titans					RECEIVING				
Date	Opp.	W/L	P/S	No	Yds	Avg	Lg	TD	
Sept 14	@ Den	W	IA						
Sept 20	Jax	W	p	0	0	-	0	0	
Sept 27	@ Min	W	p	0	0	-	0	0	
Oct 13	Buf	W	p	1	7	7.0	7	0	
Oct 18	Hou	W	S	0	0	-	0	0	
Oct 25	Pit	L	p	0	0	-	0	0	
Nov 1	@ Cin	L	p	0	0	-	0	0	
Nov 8	Chi	W	p	0	0	-	0	0	
Nov 12	Ind	L	p	0	0	-	0	0	
Nov 22	@ Bal	W	p	1	7	7.0	7	0	
Nov 29	@ Ind	W	p	0	0	-	0	0	
Dec 6	Cle	L	IA						
Dec 13	@ Jax	W	p	0	0	-	0	0	
Dec 20	Det	W	p	0	0	-	0	0	
Dec 27	@ GB	L	p	1	19	19.0	19	0	
Jan 3	@ Hou	W	p	0	0	-	0	0	
Totals		11-5	14/1	3	33	11.0	19	0	
Playoffs									
Jan 10	Bal	L	p	2	17	8.5	12	0	
Totals		0-1	1/0	2	17	8.5	12	0	

2021 Tennessee Titans					RECEIVING				
Date	Opp.	W/L	P/S	No	Yds	Avg	Lg	TD	
Sept 12	Ari	L	p	1	10	10.0	10	0	
Sept 19	@ Sea	W	p	1	6	6.0	6	0	
Sept 26	Ind	W	S	4	53	13.3	18t	1	
Oct 3	@ NYJ	L	S	3	29	9.7	18	0	
Oct 10	@ Jax	W	IA						
Oct 18	Buf	W	p	3	27	9.0	14	0	
Oct 24	KC	W	p	0	0	-	0	0	
Oct 31	@ Ind	W	p	2	16	8.0	11	1	
Nov 7	@ LAR	W	p	1	14	14.0	14	0	
Nov 14	NO	W	S	1	10	10.0	10	0	
Nov 21	Hou	L	p	7	107	15.3	46	0	
Nov 28	@ NE	L	S	2	25	12.5	24	1	
Dec 12	Jax	W	S	3	31	10.3	15	0	
Dec 19	@ Pit	L	S	4	32	8.0	12	0	
Dec 23	SF	W	p	2	38	19.0	24	0	
Jan 2	Mia	W	S	0	0	-	0	0	
Jan 9	@ Hou	W	p	4	78	19.5	36	1	
Totals		12-5	16/7	38	476	12.5	46	4	
Playoffs									
Jan 22	Cin	L	p	0	0	-	0	0	
Totals		0-1	1/0	0	0	-	0	0	

2022 Tennessee Titans					RECEIVING				
Date	Opp.	W/L	P/S	No	Yds	Avg	Lg	TD	
Sept 11	NYG	L	S	1	13	13.0	13	0	
Sept 19	@ Buf	L	S	1	13	13.0	13	0	
Sept 25	LV	W	S	3	40	13.3	15	0	
Oct 2	@ Ind	W	p	0	0	-	0	0	
Oct 9	@ Was	W	S	2	72	36.0	61	0	
Oct 23	Ind	W	S	0	0	-	0	0	
Oct 30	@ Hou	W	S	0	0	-	0	0	
Nov 6	@ KC	L	p	0	0	-	0	0	
Nov 13	Den	W	S	5	119	23.8	63t	2	
Nov 17	@ GB	W	S	2	28	14.0	19	0	
Nov 27	Cin	L	S	4	58	14.5	25	0	
Dec 4	@ Phi	L	p	1	4	4.0	4	0	
Dec 11	Jax	L	S	3	23	7.7	13	1	
Dec 18	@ LAC	L	S	0	0	-	0	0	
Dec 24	Hou	L	S	2	23	11.5	14	0	
Dec 29	Dal	L	S	1	4	4.0	4	0	
Jan 7	@ Jax	L	p	0	0	-	0	0	
Totals		7-10	17/13	25	397	15.9	63t	3	

2023 Tennessee Titans					RECEIVING				
Date	Opp.	W/L	P/S	No	Yds	Avg	Lg	TD	
Sept 10	@ NO	L	p	4	58	14.5	24	0	
Sept 17	LAC	W	S	3	25	8.3	14	1	
Sept 24	@ Cle	L	p	0	0	-	0	0	
Oct 1	Cin	W	S	5	51	10.2	22	1	
Oct 8	@ Ind	L	S	1	9	9.0	9	0	
Oct 15	Bal	L	S	3	25	8.3	10	0	
Oct 29	Atl	W	p	1	33	33.0	33t	1	
Nov 2	@ Pit	L	p	1	23	23.0	23	0	
Nov 12	@ TB	L	p	1	9	9.0	9	0	
Nov 19	@ Jax	L	S	1	7	7.0	7	0	
Nov 26	Car	W	S	4	41	10.3	18	0	
Dec 3	Ind	L	S	1	28	28.0	28	0	
Dec 11	@ Mia	W	S	2	28	14.0	23	0	
Dec 17	Hou	L	S	1	33	33.0	33	0	
Dec 24	Sea								
Dec 31	@ Hou								
Jan 7	Jax								
Totals		5-9	14/9	28	370	13.2	33t	3	

Placed on injured reserve on Dec. 20



NICK WESTBROOK-IKHINE'S NFL STATISTICS

REGULAR SEASON

Year	Team	REGULAR SEASON		RECEIVING					RUSHING				
		GP	GS	No	Yds	Avg	Lg	TD	Att	Yds	Avg	Lg	TD
2020	Tennessee	14	1	3	33	11.0	19	0	0	0	-	0	0
2021	Tennessee	16	7	38	476	12.5	46	4	0	0	-	0	0
2022	Tennessee	17	13	25	397	15.9	63t	3	0	0	-	0	0
2023	Tennessee	14	9	28	370	13.2	33t	3	0	0	-	0	0
NFL Totals		61	30	94	1,276	13.6	63t	10	0	0	-	0	0

PLAYOFFS

Year	Team	PLAYOFFS		RECEIVING					RUSHING				
		GP	GS	No	Yds	Avg	Lg	TD	Att	Yds	Avg	Lg	TD
2020	Tennessee	1	0	2	17	8.5	12	0	0	0	-	0	0
2021	Tennessee	1	0	0	0	-	0	0	0	0	-	0	0
NFL Totals		2	0	2	17	8.5	12	0	0	0	-	0	0

Single-Game Highs

Receptions - 7 vs. Houston (11/21/21)
 Receiving Yards - 119 vs. Denver (11/13/22)
 Long Reception - 63t vs. Denver (11/13/22)
 Receiving Touchdowns - 2 vs. Denver (11/13/22)

Additional Career Statistics

Tackles - 1 (2020)
 Special Teams Tackles - 2 (2020), 3 (2021)
 Misc. Tackles - 1 (2020), 1 (2022)
 Two-Point Conversions - 1 reception (2020); 1 reception (2023)
 Fumble Recoveries - 1 (2022)

Playoff Single-Game Highs

Receptions - 2 vs. Baltimore (1/10/21)
 Receiving Yards - 17 vs. Baltimore (1/10/21)
 Long Reception - 12 vs. Baltimore (1/10/21)

Additional Career Playoff Statistics

Special Teams Tackles - 1 (2020)



81 JOSH WHYLE

TIGHT END • 6'7" • 248 LBS

COLLEGE: CINCINNATI • ACQUIRED: 5TH ROUND - 2023

NFL EXPERIENCE (NFL/TITANS): 2/2 • HOMETOWN: CINCINNATI, OHIO

GAMES PLAYED/GAMES STARTED: 11/3 (PLAYOFFS: 0/0)



PRO: The Titans selected Josh Whyle in the fifth round (147th overall) of the 2023 NFL Draft to bring youth and receiving ability to the tight end corps. The 6-foot-7-inch, 248-pounder appeared in 11 games as a rookie and started three at tight end. He registered nine receptions for 94 yards and a touchdown before being placed on injured reserve on Dec. 30. Whyle appeared in 52 games with 20 starts over five seasons (2018-22) at Cincinnati and caught 88 passes for 1,062 yards with 15 touchdowns.

CAREER HIGHLIGHTS:

- Whyle was a three-time All-AAC selection who set the Bearcats' school record for most career receiving touchdowns by a tight end with 15 scoring grabs

TITANS TIDBITS:

- Whyle had the chance to meet Titans great Delanie Walker at the 2023 NFL Combine and the two tight ends enjoyed dinner together one evening.
- Whyle loves country music and his all-time favorite artists are Johnny Cash, Luke Combs and Kenny Chesney.
- In his free time, Whyle enjoys being outdoors and likes to golf and fish.
- Whyle is a cat lover and has two named Boots and Georgie.

CAREER TRANSACTIONS:

- The Cincinnati, Ohio, native was selected by the Titans in the fifth round (147th overall) of the 2023 NFL Draft.

SEASON RECAPS:

2023 (11/3): Played in 11 games with three starts at tight end as a rookie and registered nine receptions for 94 yards with a touchdown. Recorded a special teams tackle on coverage units. Was inactive for three contests and did not play in another game. Placed on injured reserve on Dec. 30 and missed the final two games. Tied for the team lead in special teams tackles once in 2023 (at IND). Made his NFL debut at New Orleans (9/10/23). Made his first career NFL start at Indianapolis (10/8/23).

- At New Orleans (9/10), played as a reserve on special teams and saw limited snaps at tight end in his first career NFL contest.
- Against Cincinnati (10/1), saw action as a reserve at tight end and caught two passes for 26 yards with his first career touchdown. Hauled in his first career catch, a 24-yarder down the seam, during the Titans' first touchdown drive in the second quarter. Got open in the back of the end zone and secured his first career touchdown on a two-yard pass from Derrick Henry late in the second stanza.
- At Indianapolis (10/8), made his first career NFL start at tight end and caught one pass for seven yards. Tied for the team lead with a special teams stop on coverage units.
- At Tampa Bay (11/12), started at tight end and caught two passes for 16 yards.
- Against Indianapolis (12/3), played as a reserve at tight end and caught one pass for 16 yards.

COLLEGE:

- In five seasons at Cincinnati (2018-22), Whyle appeared in 52 games with 20 starts and tallied 88 receptions for 1,062 yards with 15 touchdowns with all but two catches coming in his final three seasons. Collected All-AAC first-team accolades as a senior in 2022, solidifying himself as one of the nation's top all-around tight ends. Set the Cincinnati school record for

career touchdown receptions by a tight end (15), breaking Brent Celek's mark.

- As a senior (2022), Appeared in 12 games with 10 starts and collected All-AAC first-team honors. Selected as a team captain and hauled in 32 receptions for 326 yards with three touchdowns.
- As a junior (2021), played in 14 games with eight starts and earned All-AAC honorable mention accolades. Ranked second on the squad with six touchdowns to go along with his 332 receiving yards on 26 catches. Scored five touchdowns in four weeks from Oct. 23 to Nov. 12.
- As a sophomore (2020), played in 10 games with two starts at tight end and led the team with 353 receiving yards on 28 catches with six touchdowns. Earned third-team All-America honors from Pro Football Focus and second-team All-AAC accolades. According to Pro Football Focus, he generated a 92.9 receiving grade and 2.94 yards per route run avg., both of which trailed only Kyle Pitts for the best among NCAA FBS tight ends.
- As a redshirt freshman (2019), appeared in all 12 games as a reserve and made a pair of catches for 51 yards. Named to the 2019 AAC All-Academic Team.
- Graduated from Cincinnati in the Fall of 2021 with a degree in criminal justice.

PERSONAL:

- Attended La Salle (Cincinnati, Ohio) High School and helped lead the program to a 50-8 record with three Ohio High School Athletic Association Division II titles.
- As a senior (2017), led the Lancers and ranked fourth in the GCL South with 37 receptions for 442 yards and three touchdowns. Received first-team Division II All-Ohio and first-team All-Southwest District Division II honors by the Ohio Prep Sportswriters Association. Also earned first-team All-GCL South honors.
- As a junior (2016), caught 40 passes for 546 yards and six touchdowns as he helped the Lancers capture their third-consecutive state title. Earned first-team All-GCL South honors.
- Also competed in basketball.
- Son of Tim and Christine Whyle and has an older brother, Jacob.
- Follow Whyle on Instagram at @joshwhyte.
- Follow Whyle on X at @JoshWhyle81.
- Born Joshua James Whyle on Sept. 8, 1999 in Cincinnati, Ohio.



JOSH WHYLE'S GAME-BY-GAME

2023 Tennessee Titans				RECEIVING															
Date	Opp.	W/L	P/S	No	Yds	Avg	Lg	TD											
Sept 10	@ NO	L	p	0	0	-	0	0	Dec 3	Ind	L	p	1	16	16.0	16	0		
Sept 17	LAC	W	p	0	0	-	0	0	Dec 11	@ Mia	W	IA							
Sept 24	@ Cle	L	p	0	0	-	0	0	Dec 17	Hou	L	IA							
Oct 1	Cin	W	p	2	26	13.0	24	1	Dec 24	Sea	L	DNP							
Oct 8	@ Ind	L	S	1	7	7.0	7	0	Dec 31	@ Hou			Placed on injured reserve on Dec. 30						
Oct 15	Bal	L	p	1	11	11.0	11	0	Jan 7	Jax									
Oct 29	Atl	W	IA						Totals				5-10	11/3	9	94	10.4	24	1
Nov 2	@ Pit	L	p	0	0	-	0	0											
Nov 12	@ TB	L	S	2	16	8.0	10	0											
Nov 19	@ Jax	L	S	1	7	7.0	7	0											
Nov 26	Car	W	p	1	11	11.0	11	0											

JOSH WHYLE'S NFL STATISTICS

REGULAR SEASON				RECEIVING					RUSHING				
Year	Team	GP	GS	No	Yds	Avg	Lg	TD	Att	Yds	Avg	Lg	TD
2023	Tennessee	11	3	9	94	10.4	24	1	0	0	-	0	0
NFL Totals		11	3	9	94	10.4	24	1	0	0	-	0	0

Single-Game Highs

Receptions - 2 (Twice, last at Tampa Bay 11/12/23)
 Receiving Yards - 26 vs. Cincinnati (10/1/23)
 Long Reception - 24 vs. Cincinnati (10/1/23)
 Receiving Touchdowns - 1 vs. Cincinnati (10/1/23)

Additional Statistics

Special Teams Tackles - 1 (2023)



52 JAMES WILLIAMS

LINEBACKER • 6'4" • 232 LBS

COLLEGE: MIAMI (FLA.) • ACQUIRED: 7TH ROUND - 2024

NFL EXPERIENCE (NFL/TITANS): ROOKIE • HOMETOWN: FORT LAUDERDALE, FLA.

GAMES PLAYED/GAMES STARTED: 0/0 (PLAYOFFS: 0/0)



PRO: The Titans selected James Williams in the seventh round of the 2024 NFL Draft. The 6-foot-4-inch, 232-pounder is a versatile athlete that is known for his speed, aggression and hard-hitting ability. The University of Miami (Fla.) product saw action in 33 games as a safety for the Hurricanes and amassed 162 tackles with four interceptions. Williams will look to make the transition to linebacker with the Titans and carve out a role on special teams coverage units at the NFL level.

TITANS TIDBITS:

- Williams played against fellow 2024 Titans draftee Jarvis Brownlee Jr. since they were both young from pee wee ball through high school.
- Williams' hidden talent is writing poetry.

CAREER TRANSACTIONS:

- The Fort Lauderdale, Fla., native was selected by the Titans in the seventh round (242nd overall) of the 2024 NFL Draft.

COLLEGE:

- Played in 33 games with 29 starts in three seasons at Miami (Fla.) and recorded 162 tackles, four interceptions, 17 passes defended, three forced fumbles and three fumble recoveries. Announced his intentions to forego his final year of eligibility and enter NFL Draft at conclusion of 2023 regular season.

AS A JUNIOR (2023), started all 12 games of the regular season and ranked second on team with 73 tackles. Added an interception, two forced fumbles, five passes defended and a fumble recovery.

- Against Texas A&M (9/9), notched nine tackles in win over the No. 23 Aggies.
- Against Georgia Tech (10/7), posted his first interception of the season and returned it 44 yards.
- Against Virginia (10/28), registered a career-high 13 tackles in an overtime victory.

AS A SOPHOMORE (2022), played in 11 games with 10 starts at safety and ranked second on team with 58 total tackles, including a tackle for loss, an interception and seven passes defended, which ranked among team leaders. Added two fumble recoveries and one forced fumble.

- Against Bethune-Cookman (9/3), started the season opener and posted three tackles and his first interception of season.
- Against Southern Mississippi (9/10), notched five tackles, including a half tackle for loss and a pass defended.
- At Texas A&M (9/17), led team with seven tackles to go along with two passes defended.
- At Virginia Tech (10/15), posted six tackles and two pass breakups in the win.
- Against Duke (10/22), amassed five tackles, as well as forced and

recovered a fumble.

- Against Pittsburgh (11/26), led the team with 10 tackles while notching a fumble recovery and pass breakup.

AS A TRUE FRESHMAN (2021), saw action in 10 games and made seven starts while earning All-ACC honorable mention recognition. Collected 31 tackles and a half tackle for loss while leading the Hurricanes with two interceptions. Missed final two games of season due to injury.

- Against Alabama (9/4), made collegiate debut in season opener and had two tackles.
- Against Central Connecticut State (9/25), made his first start and recorded first interception of career. The start began a streak of seven straight starts to end his season.
- At Pittsburgh (10/30), earned ACC Defensive Back of the Week honors after collecting a then career-high nine tackles and his second interception of season.
- Majored in sports administration at Miami (Fla.).

PERSONAL:

- Attended Plantation American Heritage (Fla.) High School as a senior and was a five-star prospect by 247Sports and Rivals. Listed as the No. 19 overall player in the Rivals Top 250 and was ranked the No. 1 safety nationally and the No. 4 player in Florida by Rivals. Was selected to the Under Armour All-America Game and U.S. Army All-American Bowl.
- As a junior at Western High School, recorded 62 tackles, 2.5 tackles for loss, a sack, six interceptions, four passes defended, five forced fumbles, a fumble recovery and an interception returned for a touchdown.
- Also played on the basketball team.
- Son of Maria Gibson.
- Follow Gray on Instagram, X and TikTok at @begreat_20.
- Born James Williams on Feb. 15, 2003 in Opa Locka, Florida.



JAMES WILLIAMS' COLLEGE STATISTICS

REGULAR SEASON		TACKLES								INTERCEPTIONS					FUMBLES		
Year	Team	GP	GS	Tot	Solo	Asst	Sk	Yds	TFL	No	Yds	Lg	TD	PD	FF	FR	Yds
2021	Miami (Fla.)	10	7	31	20	11	0.0	0.0	0.5	2	0	0	0	4	0	0	0
2022	Miami (Fla.)	11	10	58	38	20	0.0	0.0	1.0	1	0	0	0	7	1	2	0
2023	Miami (Fla.)	12	12	73	48	25	0.0	0.0	0.5	1	44	44	0	6	2	1	0
Totals		33	29	162	106	56	0.0	0.0	2.0	4	44	44	0	17	3	3	0

Single-Game Highs

Tackles - 13 vs. Virginia (10/28/23)

Forced Fumbles - 1 (Three times, last at Boston College 11/24/23)

Interceptions - 1 (Four times, last vs. Georgia Tech 10/7/23)

Passes Defensed - 2 (Four times, last vs. Georgia Tech 10/7/23)

Tackles for Loss - 1 vs. Florida State (11/5/22)




7 MALIK WILLIS

QUARTERBACK • 6'1" • 219 LBS

COLLEGE: LIBERTY • ACQUIRED: 3RD ROUND - 2022

NFL EXPERIENCE (NFL/TITANS): 3/3 • HOMETOWN: ATLANTA, GA.

GAMES PLAYED/GAMES STARTED: 11/3 (PLAYOFFS: 0/0)



PRO: The Titans selected Malik Willis in the third round (86th overall) of the 2022 NFL Draft. In two NFL seasons, he has appeared in 11 games with three starts, totaling 350 passing yards, 144 rushing yards and one rushing score. The 6-foot-1-inch, 219-pound signal caller possesses a dynamic skill set that includes a strong, accurate arm and elusiveness as a runner. A native of Atlanta, Ga., he spent three total years at Liberty, including a 2019 redshirt campaign, after transferring from Auburn. During his two seasons as Liberty's starting signal caller, he directed the Flames to two bowl victories and led the FBS with 74 total passing (47) and rushing (27) touchdowns. He was the third quarterback drafted in 2022 after the Titans traded up four spots in the third round to select him.

CAREER HIGHLIGHTS:

- As a rookie in 2022, Willis saw action in eight games and recorded three starts. He won his first NFL start on Oct. 30, 2022 at Houston.
- In his final season at Liberty in 2021, Willis led the Flames to an 8-5 record and a bowl win. He completed 207 of 339 passes for 2,857 yards and 27 touchdowns to go along with 197 rushing attempts for 878 yards and 13 touchdowns.

TITANS TIDBITS:

- In recognition of his stellar play on the field and outstanding character off the gridiron, Willis was named the 2021 Bobby Bowden Trophy winner. The award is presented annually to "a college football player who epitomizes a student-athlete of faith and conducts himself as an exemplary model in the classroom, on the field, on the campus and in the community." The other two finalists for the 2021 award were Georgia kicker/punter Jake Camarda and Michigan defensive end Aidan Hutchinson.
- Willis' uncle James Anderson was a linebacker who played 10 seasons in the NFL, including time in 2014 with the Titans. Anderson also played with the Panthers (2006-12), Bears (2013) and Saints (2015). Willis' cousin Nigel Warrior was a defensive back at the University of Tennessee (2016-19) before playing in the NFL for the Ravens (2020) and Seahawks (2021).
- Willis says that one of his bucket list goals is to one day win the Walter Payton NFL Man of the Year Award.
- Off the field, Willis enjoys playing video games and lists Call of Duty, Madden NFL, NBA2K and FIFA as his favorites.

CAREER TRANSACTIONS:

- The Atlanta, Ga., native was selected by the Titans in the third round (86th overall) of the 2022 NFL Draft.

SEASON RECAPS:

- 2023 (3/0):** Saw action as a reserve in three games and completed four of five passes for 74 yards. Rushed five times for 21 yards. Did not play as the backup quarterback in eight contests. Was inactive for six games.
- In London, against Baltimore (10/15), entered the game early in the fourth quarter after Ryan Tannehill left the contest with an injury. Completed four of five passes for 74 yards. Rushed three times for 17 yards.
 - Against Atlanta (10/29), saw limited action as a reserve under center and rushed twice for four yards.

2022 (8/3): Saw action in eight games with three starts at quarterback during his rookie campaign. Completed 31 of 61 passes for 276 yards with three interceptions. Carried the ball 27 times for 123 yards with a rushing score. Did not play as the backup quarterback in nine contests.

- At Buffalo (9/19), entered the game at quarterback late in the third quarter and completed one of four passes for six yards. Rushed four times for 16 yards.
- Against Indianapolis (10/23), saw limited action as a reserve at quarterback.
- At Houston (10/30), made his first career start and earned his first career victory. Completed six of 10 passes for 55 yards with an interception. Rushed five times for 12 yards. Became the sixth rookie quarterback in franchise history and the first since Marcus Mariota in 2015 to win his first NFL start.
- At Kansas City (11/6), started at quarterback and completed five of 16 passes for 80 yards. Rushed eight times for 40 yards. Kickstarted the Titans' first touchdown drive with a 16-yard pass to Austin Hooper along the sideline in the second quarter. Set up the Titans' second touchdown with an 18-yard, back-shoulder throw to Hooper to the Chiefs' two-yard line in the second stanza.
- At Philadelphia (12/4), played as a reserve late in the fourth quarter and completed two of four passes for 16 yards. Rushed once for eight yards.
- At L.A. Chargers (12/18), played a series as a reserve in the second quarter after Ryan Tannehill left the game with an injury. Completed three of four passes for 20 yards. Rushed once for eight yards.
- Against Houston (12/24), started at quarterback and completed 14 of 23 passes for 99 yards with two interceptions. Rushed seven times for 43 yards with his first career rushing touchdown. Extended the Titans' first touchdown drive with a three-yard sneak on fourth-and-one in the first quarter. Gave the Titans a 14-10 lead with a 14-yard touchdown run off left tackle in the third quarter.

COLLEGE:

- Played two seasons at Liberty after spending his first two collegiate seasons at Auburn. In four total seasons, he appeared in 38 games with 23 starts, completing 388 of 618 passes for 5,186 yards and 48 touchdowns with 18 interceptions. He also rushed for 2,131 yards and 29 touchdowns on 366 career rushing attempts. His 74 total passing and rushing touchdowns from 2020 to 2021 ranked first among all FBS players. His record in 23 career starts was 17-6, all with Liberty, including two bowl victories.
- As a senior at Liberty in 2021, started all 13 games at quarterback. Completed 207 of 339 passing attempts for 2,857 yards and 27 touchdowns, and he also led Liberty in rushing with 878 yards and 13 touchdowns on 197 carries. Honors included Bobby Bowden Trophy, Davey O'Brien National Quarterback Award semifinalist, Maxwell Award semifinalist, Phil Steele Postseason All-Independent first team and 2022 Reese's Senior Bowl invitation. His 3,736 total offensive yards ranked second in program history for a single season. Broke his own single-season school record with 40 total touchdowns. Ranked eighth in the country in points responsible for (242/18.6 per game), 18th in passing touchdowns, 20th in total offense (287.7 yards per game) and 20th in passing yards per completion (13.83).
- As a junior at Liberty in 2020, started all 10 games in which he played in his first season as Liberty's quarterback after sitting out 2019 due to transfer rules. Won each of his first seven career starts. Completed 170 of



265 passes for 2,260 yards, 20 touchdowns and six interceptions. Added 141 rushing attempts for 944 yards and 14 touchdowns. Had at least one rushing touchdown in eight of his 10 games. Led all FBS quarterbacks in rushing yards and touchdowns. Other national rankings included eighth in points responsible for (204) and points responsible for per game (20.4); ninth in total offense (320.4 yards per game); 11th in total touchdowns (14); 17th in passing efficiency (156.2); and 16th in passing touchdowns.

- Redshirted under transfer rules during his first year at Liberty in 2019.
- As a sophomore in 2018, appeared in eight games at Auburn, completing five of his seven pass attempts for 24 yards. Added 12 rushing attempts for 88 yards and one touchdown.
- As a freshman in 2017, saw action in seven games at Auburn, completing six of his seven pass attempts for 45 yards and one touchdown. Added 16 rushing attempts for 221 yards and a score.
- Graduated from Liberty in December 2020 with a degree in interdisciplinary studies with a focus in business and sports management. He entered the NFL in 2022 three classes from receiving an MBA.

PERSONAL:

- Attended Roswell (Atlanta, Ga.) High School as a senior after transferring from Westlake (Atlanta, Ga.) High School.
- Led the Roswell Hornets to the Class 7A state title game as a senior. Passed for 2,562 yards, rushed for 1,033 yards, and accounted for 37 total touchdowns. Named Class 7A AJC offensive player of the year and first-team All-State.
- Also played high school baseball as a shortstop, third baseman, catcher and pitcher.
- Son of Shastca Grier and Harold Willis with one brother and one sister.
- Follow Willis on X and Instagram at @malikwillis.
- Follow Willis on Tiktok at @malikwillisQB.
- Born Malik Antonio Willis on May 25, 1999 in College Park, Ga.

MALIK WILLIS' GAME-BY-GAME

2022 Tennessee Titans				PASSING											RUSHING					COMBINED	RUSH + PASS	
Date	Opp	W/L	P/S	Att	Cmp	Pct	Yds	Yds/Att	TD	Int	Lg	Sk	Lst	Rating	Att	Yds	Avg	Lg	TD	Yards	Touchdowns	
Sept 11	NYG	L	DNP																			
Sept 19	@ Buf	L	p	4	1	25.0	6	1.5	0	0	6	0	0	39.6	4	16	4.0	8	0	22		
Sept 25	LV	W	DNP																			
Oct 2	@ Ind	W	DNP																			
Oct 9	@ Was	W	DNP																			
Oct 23	Ind	W	p	0	0	-	0	-	0	0	0	0	0	-	0	0	-	0	0	0		
Oct 30	@ Hou	W	S	10	6	60.0	55	5.5	0	1	16	3	15	35.4	5	12	2.4	6	0	67		
Nov 6	@ KC	L	S	16	5	31.3	80	5.0	0	0	48	3	23	49.0	8	40	5.0	17	0	120		
Nov 13	Den	W	p	0	0	-	0	-	0	0	0	0	0	-	1	-4	-4.0	-4	0	-4		
Nov 17	@ GB	W	DNP																			
Nov 27	Cin	L	DNP																			
Dec 4	@ Phi	L	p	4	2	50.0	16	4.0	0	0	10	0	0	60.4	1	8	8.0	8	0	24		
Dec 11	Jax	L	DNP																			
Dec 18	@ LAC	L	p	4	3	75.0	20	5.0	0	0	7	0	0	85.4	1	8	8.0	8	0	28		
Dec 24	Hou	L	S	23	14	60.9	99	4.3	0	2	15	4	11	34.5	7	43	6.1	14t	1	142	14r	
Dec 29	Dal	L	DNP																			
Jan 7	@ Jax	L	DNP																			
Totals		7-10	8/3	61	31	50.8	276	4.5	0	3	48	10	49	42.8	27	123	4.6	17	1	399		

2023 Tennessee Titans				PASSING											RUSHING					COMBINED	RUSH + PASS	
Date	Opp	W/L	P/S	Att	Cmp	Pct	Yds	Yds/Att	TD	Int	Lg	Sk	Lst	Rating	Att	Yds	Avg	Lg	TD	Yards	Touchdowns	
Sept 10	@ NO	L	DNP																			
Sept 17	LAC	W	DNP																			
Sept 24	@ Cle	L	p	0	0	-	0	-	0	0	0	0	0	-	0	0	-	0	0	0		
Oct 1	Cin	W	DNP																			
Oct 8	@ Ind	L	DNP																			
Oct 15	Bal	L	p	5	4	80.0	74	14.8	0	0	48	4	30	118.8	3	17	5.7	11	0	91		
Oct 29	Atl	W	p	0	0	-	0	-	0	0	0	0	0	-	2	4	2.0	4	0	4		
Nov 2	@ Pit	L	DNP																			
Nov 12	@ TB	L	DNP																			
Nov 19	@ Jax	L	IA																			
Nov 26	Car	W	IA																			
Dec 3	Ind	L	IA																			
Dec 11	@ Mia	W	IA																			
Dec 17	Hou	L	IA																			
Dec 24	Sea	L	DNP																			
Dec 31	@ Hou	L	IA																			
Jan 7	Jax	W	DNP																			
Totals		6-11	3/0	5	4	80.0	74	14.8	0	0	48	4	30	118.8	5	21	4.2	11	0	95		



MALIK WILLIS' NFL STATISTICS

REGULAR SEASON			PASSING											RUSHING				
Year	Team	GP/GS	Att	Cmp	Pct	Yds	Yd/Att	TD	INT	Lg	Sk	Yds	Rat	Att	Yds	Avg	Lg	TD
2022	TEN	8/3	61	31	50.8	276	4.5	0	3	48	10	49	42.8	27	123	4.6	17	1
2023	TEN	3/0	5	4	80.0	74	14.8	0	0	48	4	30	118.8	5	21	4.2	11	0
NFL Totals		11/3	66	35	53.0	350	5.3	0	3	48	14	79	49.4	32	144	4.5	17	1

Regular Season Career record as starter: 1-2 (.333)

Single-Game Highs

Attempts - 23 vs. Houston (12/24/22)

Completions - 14 vs. Houston (12/24/22)

Passing Yards - 99 vs. Houston (12/24/22)

Touchdown Passes -

Long Completion - 48 (Twice, last vs. Baltimore 10/15/23)

Completion Percentage - 60.9 vs. Houston (12/24/22)

Rushes - 8 at Kansas City (11/6/22)

Rushing Yards - 43 vs. Houston (12/24/22)

Long Rush - 17 at Kansas City (11/6/22)

Rushing Touchdowns - 1 vs. Houston (12/24/22)

Additional Statistics

Misc. Tackles - 1 (2022)

Fumble Recoveries - 1 (2022)



17 TY ZENTNER

PUNTER • 6'2" • 199 LBS

COLLEGE: KANSAS STATE • ACQUIRED: FREE AGENT - 2023

NFL EXPERIENCE (NFL/TITANS): 2/2 • HOMETOWN: TOPEKA, KAN.

GAMES PLAYED/GAMES STARTED: 9/0 (PLAYOFFS: 0/0)



PRO: The Titans signed Ty Zentner during the 2023 season following the season-ending injury to Ryan Stonehouse. The 6-foot-2-inch, 199-pounder originally entered the NFL as an undrafted rookie with the Philadelphia Eagles before being signed by the Houston Texans. He appeared in five games for the Titans during his rookie season, punting 24 times for 1,115 yards with eight punts placed inside the 20-yard line. The Kansas State product appeared in four games with the Texans earlier in 2023, punting 14 times for 590 yards.

CAREER HIGHLIGHTS:

- Zentner made the game-winning 31-yard overtime field goal during the Big 12 Championship against Texas Christian.

TITANS TIDBITS:

- Zentner is one of four FBS players and the only one from a Power 5 school to handle a majority of their team's punting, kickoffs, and field goals and extra points attempts in 2022.
- Zentner did not start playing football until he was a senior in high school after playing soccer his entire life. Earned three letters in soccer and two in basketball in high school. As a goalkeeper, he received multiple all-state honors. He also won a state championship in basketball while making the all-state team.

CAREER TRANSACTIONS:

- The Topeka, Kan., native was originally signed by the Philadelphia Eagles as a rookie free agent on May 5, 2022.
- Waived by the Eagles on Aug. 19, 2023.
- Signed by the Houston Texans on Aug. 25, 2023.
- Waived by the Texans on Aug. 29, 2023 and signed to the team's practice squad two days later.
- Activated from the Texans practice squad to the active roster standard elevation on Sept. 9, 2023.
- Signed to the Texans active roster from the practice squad on Sept. 13, 2023.
- Waived by the Texans on Oct. 2, 2023.
- Signed by the Titans to the team's practice squad on Dec. 6, 2023.
- Signed by the Titans to the active roster from the practice squad on Dec. 11, 2023.

SEASON RECAPS:

2023 (4/0 - Houston; 5/0 - Tennessee): Saw action in five games with the Titans and punted 24 times for 1,115 yards (46.5 avg.) with eight punts placed inside the 20-yard line. Played in four games for the Texans and recorded 14 punts for 590 yards with two touchbacks and two inside of the 20-yard line for a gross average of 42.1 and net average of 38.6 yards per punt. Made his NFL debut against Baltimore with the Texans (9/10/23).

- At Miami (12/11), made his Titans debut and punted five times for 244 yards (48.8 avg.) with two kicks placed inside the 20-yard line. Flipped field position with a 53-yard punt that was fair caught at the Dolphins' 12-yard line in the first quarter. Pinned Miami deep in their own territory with a 50-yard punt that was fair caught at the Dolphins' nine-yard line.
- Against Houston (12/17), punted a career-high eight times for 362 yards (45.3 avg.) with one kick placed inside the 20-yard line. Pinned the Texans deep in their own territory with a 47-yard punt that was downed at the Houston three-yard line late in the third quarter. Launched a 58-yard punt in the final minute of the fourth quarter.

- Against Seattle (12/24), punted three times for 117 yards (39.0 avg.) with two kicks placed inside the 20-yard line. Handled kickoff duties for the first time in his NFL career. Kicked off four times with two reaching the end zone and one resulting in a touchback. Pinned Seattle deep in their own territory with a 36-yard punt that was downed at the Seahawks' six-yard line in the opening stanza. Placed a 34-yard punt that was fair caught at the Seattle eight-yard line in the third quarter.
- At Houston (12/31), punted five times for 248 yards (49.6 avg.) with two kicks placed inside the 20-yard line. Pinned the Texans deep in their own territory with a 42-yard punt that was fair caught at the Houston six-yard line in the first quarter. Boomed a 64-yard punt that rolled down to the Texans' 10-yard line in the final stanza.
- Against Jacksonville (1/7), punted three times for 144 yards (48.0 avg.) with one kick placed inside the 20-yard line. Pinned the Jaguars in their own territory with a 49-yard punt that was fair caught at the Jacksonville 12-yard line in the opening quarter.

COLLEGE:

- Appeared in 41 games over four seasons at Kansas State (2019-22). Served as the primary kickoff man each of the last three seasons, the primary punter the final two seasons and field goal kicker during the second half of his final campaign. Finished second in school history in career punting average (43.37). He earned All-Big 12 honors in two of his seasons: second team (2022) and honorable mention (2021). Started his career at Butler Community College.
- As a graduate (2022), earned All-Big 12 Second Team honors as a punter after averaging 44.5 yards on 59 punts with 27 punts landing inside the opponent's 20-yard line, a career best, and 22 traveling at least 50 yards. His season average ranked second in school history, 18th nationally and second in the Big 12. Set the school's single-season record for field goal percentage (min. 10 attempts) as he was true on all 11 tries after taking over place kicking duties prior to the Oklahoma State game. Also connected on all 31 extra points attempts, the 13th perfect season in school history (min. 20 attempts). Totaled 51 touchbacks on 86 kickoffs (59.3 percent) during the season. One of four FBS players – and the only one at a Power 5 school – to handle a majority of the team's punting, kickoffs and field goals/extra points during the 2022 season.
- As a senior (2021), served as the primary punter and kickoff specialist for all 13 games en route to Honorable Mention All-Big 12 accolades. Finished the year with a 43.7-yard punting average to tie for fifth in school history. His average would have ranked second in the Big 12 had he punted eight more times to reach the required minimum. Average was buoyed by 16 punts that traveled 50 or more yards, while he only had four touchbacks. Filled in as placekicker in the Wildcats' win over Louisiana State in the Texas Bowl, connecting on all six extra-point attempts.
- As a junior (2020), served as the primary kickoff man and split punting duties throughout all 10 games. Punted 28 times for a 40.8-yard average with 14 punts landing inside the opponents' 20-yard line and none of his attempts going for touchbacks. Ranked third in the Big 12 in average. Also kicked off 47 times for a 60.1-yard average and 29 touchbacks. Earned First Team Academic All-Big 12 honors.
- As a redshirt junior (2019), transferred to Kansas State after the 2018 season. Served as a kickoff specialist in four games as he retained his redshirt. Held a 60.3-yard average and had 14 touchbacks on 18 kickoffs.
- As a sophomore (2018), held a 39.5-yard average on 64 punts as a sophomore at Butler Community College, landing 28 inside the 20-yard line. Was nine of 16 on field goal attempts and 31 of 37 on extra point



attempts. Rated the best junior college kicker in the Class of 2019 by ESPN. Earned first team all-conference as a punter, helping Butler Community College to an 8-4 record that included a win in the Midwest Classic Bowl.

- Graduated from Kansas State in May 2022 with a degree in physical education/health.

PERSONAL:

- Attended Shawnee Heights (Kan.) High School where he earned honorable mention all-state honors from the Topeka Capital-Journal and Wichita Eagle as a senior in 2016.

- Lettered three years in soccer and two years in basketball. Was a goalkeeper for the Thunderbirds, earning two all-state honors. Was a starter on the basketball team that captured the Class 5A state championship his senior year when he was named to the all-state tournament team.

- Son of Arlen and Sunni Zentner. Has one brother, Aaron.
- Follow Zentner on X and Instagram at @tyxzentner,
- Born Ty Zentner on June 7, 1998 in Topeka, Kan.

TY ZENTNER'S GAME-BY-GAME

2023 Houston Texans

Date	Opp	W/L	No	Yds	Avg	Net	TB	In 20	Lg	Blk
Sept 10	@ Bal	L	4	176	44.0	39.0	1	0	48	0
Sept 17	Ind	L	3	127	42.3	35.7	1	0	51	0
Sept 24	@ Jax	W	4	173	43.3	43.3	0	1	54	0
Oct 1	Pit	W	3	114	38.0	35.0	0	1	42	0
Totals		2-2	14	590	42.1	38.6	2	2	54	0

2023 Tennessee Titans

Date	Opp	W/L	No	Yds	Avg	Net	TB	In 20	Lg	Blk
Dec 11	@ Mia	W	5	244	48.8	44.8	1	2	53	0
Dec 17	Hou	L	8	362	45.3	38.6	1	1	58	0
Dec 24	Sea	L	3	117	39.0	39.0	0	2	47	0
Dec 31	@ Hou	L	5	248	49.6	43.6	0	2	64	0
Jan 7	Jax	W	3	144	48.0	41.7	0	1	50	0
Totals		2-3	24	1,115	46.5	41.4	2	8	64	0

TY ZENTNER'S NFL STATISTICS

REGULAR SEASON

Year	Team	GP	No.	PUNTING								
				Yds	Avg	Ret	Yds	TB	In	Lg	Blk	Net
2023	Houston	4	14	590	42.1	3	9	2	2	54	0	38.6
2023	Tennessee	5	24	1,115	46.5	6	82	2	8	64	0	41.4
NFL Totals		9	38	1,705	44.9	9	91	4	10	64	0	40.4

Single-Game Highs

- Punts - 8 vs. Houston (12/17/23)
- Yards - 362 vs. Houston (12/17/23)
- Gross Avg. - 49.6 at Houston (12/31/23)
- Net Avg. - 44.8 at Miami (12/11/23)
- Long Punt - 64 at Houston (12/31/23)
- In20 - 2 (Three times, last at Houston 12/31/23)

Additional Statistics

- Fumble Recoveries - 1 (2023)



The background features a large, light blue watermark of the Tennessee Titans logo, which includes a stylized flame and a shield with a 'T' and stars.

TENNESSEE TITANS
ROOKIE
FREE AGENTS

68 BRIAN DOOLEY

TACKLE • 6'5" • 318 LBS

COLLEGE: EASTERN MICHIGAN • ACQUIRED: FREE AGENT - 2024

NFL EXPERIENCE (NFL/TITANS): ROOKIE • HOMETOWN: BOWLING GREEN, OHIO

GAMES PLAYED/GAMES STARTED: 0/0 (PLAYOFFS: 0/0)



Signed by the Titans as an undrafted free agent on May 10, 2024... appeared in 62 games with 60 starts, both school records, at Eastern Michigan over six seasons (2018-23)...was named an All-MAC selection three times in his career, including two second-team honors and one third-team...was also presented the Disney Spirit Award his senior year.

As a graduate (2023), started all 13 games...won the Disney Spirit Award presented to the most inspirational figures in college football, after donating his scholarship to a walk-on teammate...named second-team All-MAC...**as a senior (2022)**, appeared in 13 games on the offensive line...named second team All-MAC...named to Phil Steele All-MAC third team...won the Idaho Potato Bowl...helped open holes for a rushing attack that scored 25 touchdowns...**as a junior (2021)**, started in all 13 games for the Eagles at right tackle...played a huge role in Eastern's ground game, as the rushing attack posted 26 rushing touchdowns, a mark that was sixth in the Mid-American Conference...helped create a clean pocket for EMU's passing attack which averaged 262.8 passing yards per game, the second-best mark in the MAC, and helped quarterback Ben Bryant record a MAC-leading 68.4 completion percentage...named third team All-MAC selection...**as a sophomore (2020)**, started all six games as part of the offensive line...helped spur an EMU rushing attack that saw seven

different Eagles record multiple attempts on the ground en route to 776 total yards and 11 of EMU's 23 offensive touchdowns in 2020...helped protect quarterback Preston Hutchinson, who racked up better than 1,600 yards through the air in just six games...**as a redshirt sophomore (2019)**, started in all 13 games as part of the offensive line...was an important part of the Eagle offensive line that helped lead the offense to 283.2 passing yards a game and a league-best 27 passing touchdowns...**as a freshman (2018)**, played in the first four games of the season as a tight end...caught a 20-yard pass...redshirted...graduated from Eastern Michigan with a bachelors degree in criminology and a masters degree in sports management.

High school/personal: attended St. John's Jesuit High School (Ohio)...played under head coach Larry McDaniel as a Titan...ranked as a two-star prospect by 247Sports...earned special mention All-Blade honors from The Toledo Blade, while grabbing first team all-conference and all-district accolades in 2017...helped team to a regional quarterfinals playoff appearance as a senior...named second team offense at the Detroit Elite Big Man Camp...son of Dan Dooley and Jen Harrigon...born Brian Spencer Dooley on Dec. 18, 1999 in Toledo, Ohio.

53 KHALID DUKE

OUTSIDE LINEBACKER • 6'3" • 246 LBS

COLLEGE: KANSAS STATE • ACQUIRED: FREE AGENT - 2024

NFL EXPERIENCE (NFL/TITANS): ROOKIE • HOMETOWN: ATLANTA, GA.

GAMES PLAYED/GAMES STARTED: 0/0 (PLAYOFFS: 0/0)



Signed by the Titans as an undrafted free agent on May 10, 2024... appeared in 46 games with 34 starts over five seasons (2019-23) at Kansas State...tallied 102 tackles, 21 tackles for loss, 14 sacks, two passes defended, one forced fumble and one fumble recovery.

As a senior (2023), started all 13 games as he was named All-Big 12 second team...totaled 19 tackles with career highs in tackles for loss (eight), and sacks (six) to go along with a forced fumble...**as a redshirt junior (2022)**, appeared in 14 games with 13 starts...recorded 44 tackles, five tackles for loss, three sacks and a pass breakup...**as a junior (2021)**, played in the first three games before an injury cut his campaign short as he redshirted the season...**as a sophomore (2020)**, played in nine games with eight starts...tallied 26 tackles, three tackles for loss and a sack...**as a freshman (2019)**, appeared in seven games...totaled seven tackles, three tackles for loss and two sacks...graduated with a degree in kinesiology from Kansas State in December of 2023.

High school/personal: played at Riverside Military Academy (Ga.)...rated the 83rd best outside linebacker in the Class of 2019 according to ESPN...earned first team all-state honors from the Atlanta Journal Constitution in 2018, the school's first all-state honor since 2013...recorded 142 tackles and 17 tackles for loss during his senior season...compiled 219 tackles, 21 tackles for loss, nine sacks and two interceptions in his career...also starred on offense tallying 1,154 yards and 12 touchdowns on 66 career receptions, while he ran 46 times for 467 yards and four scores during his career...also played basketball and was a state champion in the triple jump...son of Sandra Gelin and the late Malik Maxime Duke...@KDuke111 on X and @dukeeee.29 on Instagram...born Khalid Duke on Feb. 27, 2001 in Atlanta, Ga.



31 KEATON ELLIS

SAFETY • 5'11" • 185 LBS

COLLEGE: PENN STATE • ACQUIRED: FREE AGENT - 2024

NFL EXPERIENCE (NFL/TITANS): ROOKIE • HOMETOWN: STATE COLLEGE, PA.

GAMES PLAYED/GAMES STARTED: 0/0 (PLAYOFFS: 0/0)



Signed by the Titans as an undrafted free agent on May 10, 2024... appeared in 56 games with 20 starts over five seasons at Penn State (2019-2023)...recorded 89 tackles, three tackles for loss, two interceptions, 14 passes defended, four forced fumbles and one fumble recovery.

As a graduate (2023), appeared in 13 games...tallied 17 tackles, an interception and a forced fumble...named a team captain at the conclusion of spring practice...**as a senior (2022)**, started all 13 games at safety...made 24 tackles, two tackles for loss and seven pass breakups...**as a junior (2021)**, appeared in 11 games with one start...had 18 tackles and one pass break up...**as a sophomore (2020)**, appeared in six games, making five starts...tallied 12 tackles, one tackle for loss, an interception and two pass breakups...**as a freshman (2019)**, appeared in 13 games, including one start...had 18 tackles, three forced fumbles, one fumble recovery and two pass breakups...tied for ninth at Penn State with three forced fumbles in one season...graduated with a degree in recreation, park and tourism management from Penn State University in December of 2023.

High school/personal: attended State College Area (Pa.) High School where he was a three-time letterman and a team captain as a senior...

helped the Little Lions to a quarterfinal appearance in the 2018 Pennsylvania Interscholastic Athletic Association (PIAA) Class 6A state tournament with a 12-2 record and 6-1 mark in conference play...selected as a finalist for the 2018 Mr. PA Football Big School (Classes 4A-6A) Award...named to the All-USA Pennsylvania Football Team first team by USA Today in 2018...chosen Pennsylvania Football Writers first-team Class 6A All-State as a senior...selected All-Mid Penn Commonwealth Conference first team as a defensive back and wide receiver and second team as a return specialist as a senior...caught 50 passes for 888 yards and 15 touchdowns to go along with 263 rushing yards as a senior...tallied 1,376 all-purpose yards in 2018...had 51 tackles, four interceptions, nine pass breakups and three fumble recoveries on defense as a senior...registered six catches for 164 yards and two scores in limited action as a junior...recorded 32 tackles and nine pass breakups on defense and 19 carries for 186 yards on offense as a sophomore...rated a four-star prospect by 247Sports and Rivals and a three-star recruit by ESPN...lettered three years in basketball as a point guard and participated in track one season...son of Deb and Bruce Ellis...father, Bruce, played football at Penn State (1973-76)...both parents went to and worked at Penn State...@_keatonellis on X and @keatonellis_ on Instagram...born Keaton Charles Ellis on Feb. 22, 2001 in State College, Pa.

76 ISAIAH ITON

DEFENSIVE LINEMAN • 6'2" • 277 LBS

COLLEGE: RUTGERS • ACQUIRED: FREE AGENT - 2024

NFL EXPERIENCE (NFL/TITANS): ROOKIE • HOMETOWN: HOUSTON, TEXAS

GAMES PLAYED/GAMES STARTED: 0/0 (PLAYOFFS: 0/0)



Signed by the Titans as an undrafted free agent on May 10, 2024...started in all 13 games in one season at Rutgers (2023)...tallied 38 tackles, 1.5 tackles for loss, one sack, one pass defended and one fumble recovery... transferred to Rutgers after playing two seasons (2021-22) at University of Mississippi where he saw action in 23 games with two starts and recorded 24 tackles, 2.5 tackles for loss, half a sack and one pass defended...transferred to Mississippi from Hutchinson Community College (2020)...transferred to Hutchinson Community College from Northern Colorado where he spent his true freshman year (2019) and appeared in all 12 games.

As a graduate (2023), transferred to Rutgers and started all 13 games at defensive tackle...recorded 38 tackles with 1.5 for loss and a sack... added a fumble recovery and pass breakup...**as a senior (2022)**, appeared in 10 games and recorded seven tackles, one tackle for loss, half a sack and one pass defended...**as a junior (2021)**, transferred to

University of Mississippi and saw action in all 13 games with two starts at defensive end...registered 17 total tackles on the season...tallied 1.5 tackles for loss...**as a sophomore (2020)**, transferred to Hutchinson Community College...did not see any game action as the season was moved to the spring...**as a freshman (2019)**, played in 12 games at Northern Colorado...tallied 20 tackles, including 1.5 for loss and one sack...graduated from University of Mississippi with a degree in business finance in May 2023.

High school/personal: attended Pearland (Texas) High School where he was a two-time all-district selection...helped lead the Oilers to a district title and an undefeated record as a senior...earned team defensive MVP, defensive lineman of the year and newcomer of the year honors...member of the National Honors Society...also lettered in track...son of Natacha Iton...@isaiahiton2 on X and @isaiahiton99 on Instagram...born Isaiah I. Iton on Aug. 23, 2001 in Brooklyn, N.Y.



35 ROBERT JAVIER

CORNERBACK • 6'0" • 193 LBS

COLLEGE: TOWSON • ACQUIRED: FREE AGENT - 2024

NFL EXPERIENCE (NFL/TITANS): ROOKIE • HOMETOWN: BRONX, N.Y.

GAMES PLAYED/GAMES STARTED: 0/0 (PLAYOFFS: 0/0)



Signed by the Titans as an undrafted free agent on May 10, 2024... last name pronounced "HAH-veer-air"...appeared in 36 games over five seasons (2018-19, 2021-23) at Towson University...totaled 77 tackles, six interceptions including two returned for touchdowns and 26 passes defended.

As a graduate (2023), started all 11 games...earned second team All-CAA...led Towson with four interceptions which ranked second in CAA... also had 29 tackles and 12 passes defended...**as a senior (2022)**, started 10 games at cornerback...finished the year with 37 tackles, two interceptions and tied for first in the CAA with 12 pass breakups and second with 14 total passes defended...named Phil Steele All-CAA team... recorded two interceptions returned for touchdowns which tied a Towson record...**as a junior (2021)**, played in 10 games at cornerback and on special teams...finished the season with five tackles...**as a sophomore**

(2020), season was canceled due to the COVID-19 pandemic...**as a redshirt freshman (2019)**, played in five games...finished the year with six tackles...**as a freshman (2018)**, did not play during a redshirt season... graduated from Towson with a degree in psychology in December of 2022. **High school/personal:** played for head coach C.J. O'Neil at Cardinal Hayes (N.Y.) High School...selected to the All-Catholic League as a senior after recording 23 tackles and two interceptions in eight games...named CHSFL All-Star MVP...son of Rashida Richards and Roberto Javier... @underratedrobby on X and @robby.huncho on Instagram...born Robert Javier on May 26, 2000 in Bronx, N.Y.

32 GABE JEUDY-LALLY

CORNERBACK • 6'1" • 189 LBS

COLLEGE: TENNESSEE • ACQUIRED: FREE AGENT - 2024

NFL EXPERIENCE (NFL/TITANS): ROOKIE • HOMETOWN: AUSTIN, TEXAS

GAMES PLAYED/GAMES STARTED: 0/0 (PLAYOFFS: 0/0)



Signed by the Titans as an undrafted free agent on May 10, 2024... appeared in 13 games with 11 starts in one season at Tennessee (2023)... tallied 41 tackles, four tackles for loss, one sack, one interception, one forced fumble and five pass breakups...transferred to Tennessee after playing one season at Brigham Young University (2022)...began his collegiate career at Vanderbilt where he spent three seasons (2019-21) and saw action in 23 games...totaled 152 tackles, 6.5 tackles for loss, one sack, 16 pass breakups, three interceptions and one forced fumble during his collegiate career.

As a senior (2023), played in 13 games with 11 starts at Tennessee... ranked fifth on the team in tackles with 41...recorded four tackles for loss, one sack, one interception, one forced fumble and ranked second on the team in pass breakups with five...**as a junior (2022)**, played in all 13 games with 10 starts for Brigham Young...had 47 tackles, half a sack, and a team-best seven pass breakups...**as a sophomore (2021)**, played in 12 games at Vanderbilt...finished with 51 tackles, one pass breakup and one interception...**as a redshirt freshman (2020)**, appeared in seven games with three starts...made 13 tackles, one tackle for loss, one interception and one pass breakup...**as a freshman (2019)**, played in four games and redshirted...graduated with a degree in human and organizational

development with a minor in business from Vanderbilt in May of 2022... earned his masters in sports management from University of Tennessee in May of 2024.

High school/personal: prepped at Ardrey Kell (N.C.) High School, where he was a three-star prospect by ESPN.com, Rivals.com and 247Sports.com...finished his high school career with 103 solo tackles, three interceptions, six fumble recoveries and a 23.7 kickoff return average... logged 59 tackles, two picks and two fumble recoveries as a senior and was a two-time all-conference first team selection...son of Thomas and Alla Lally...has four sisters, Elina, Amanda, Dede and Tara, and two brothers, J.J. and Gianni...speaks fluent Russian...his mother immigrated to the U.S. from Ukraine...grandfather played on Ukraine's national soccer team...@Gabejeudy on X and @gabe_jeudy on Instagram...born Gabriel Valentin Jeudy-Lally on Feb. 16, 2001 in New York City, New York.




35 DILLON JOHNSON

RUNNING BACK • 6'0" • 216 LBS

COLLEGE: WASHINGTON • ACQUIRED: FREE AGENT - 2024

NFL EXPERIENCE (NFL/TITANS): ROOKIE • HOMETOWN: GREENVILLE, MISS.

GAMES PLAYED/GAMES STARTED: 0/0 (PLAYOFFS: 0/0)



Signed by the Titans as an undrafted free agent on May 10, 2024... appeared in 14 career games at Washington (2023), rushing for 1,195 yards and 16 touchdowns on 233 carries...transferred to Washington after three years at Mississippi State (2020-22), where he played 35 games and gained 1,198 rushing yards and 865 receiving yards with 12 total scores.

As a senior (2023), started 14 games at Washington...rushed for 1,195 yards on 233 carries...scored 17 total touchdowns...had a career day at Southern California, rushing 26 times for 256 yards and four scores... second-team All-Pac 12...helped Huskies reach College Football Playoff National Championship game...enrolled at Washington in time for spring practices in 2023...**as a junior (2022)**, played in 11 games with six starts for the Bulldogs...amassed 488 yards on the ground from 89 attempts, scoring three touchdowns...also caught 48 balls for 285 yards...**as a sophomore (2021)**, played in 13 games with seven starts

at Mississippi State...finished with 485 rushing yards on 89 carries with four touchdowns...hauled in 65 passes for 422 yards and a score...**as a freshman (2020)**, played in all 11 games with one start...carried the ball 51 times for 225 yards and four touchdowns...added 36 catches for 157 yards.

High school/personal: attended St. Joseph (Miss.) High...ranked a three-star recruit and a top-15 Mississippi prospect by ESPN, Rivals and 247Sports...finished high school on a 24-game winning streak, while winning three consecutive state titles...rushed for 1,668 yards and 24 touchdowns as a senior...also played basketball soccer and participated in track and field...son of Gwen and Cedric Moore...has four brothers... @Dill-7k on X and @dill_2e on Instagram... born Dillon Alexander Johnson-Norris on June 15, 2001 in Jackson, Miss.

88 DAVID MARTIN-ROBINSON

TIGHT END • 6'3" • 248 LBS

COLLEGE: TEMPLE • ACQUIRED: FREE AGENT - 2024

NFL EXPERIENCE (NFL/TITANS): ROOKIE • HOMETOWN: LANCASTER, PA.

GAMES PLAYED/GAMES STARTED: 0/0 (PLAYOFFS: 0/0)



Signed by the Titans as an undrafted free agent on May 10, 2024... appeared in 47 games at tight end over six seasons at Temple (2018-23)...caught 94 balls for 1,177 yards and six touchdowns for the Owls... became the third Temple tight end to eclipse 1,000 career receiving yards and first tight end in school history to have 90 career receptions.

As a graduate (2023), appeared in all 12 games, making 40 receptions for 537 yards and four touchdowns...earned second team All-AAC after leading the team in receptions and tying for the lead in receiving scores...recorded first multi-touchdown game vs. UTSA (10/7), while racking up 112 yards on eight receptions...named to two College Football Network Midseason teams (All-AAC Tight End of the Year and All-American honorable mention)...**as a redshirt senior (2022)**, tallied then career-highs 33 catches for 366 yards and two touchdowns... appeared in nine games and was named fourth team All-AAC by Phil Steele...**as a redshirt junior (2021)**, appeared in five games, totaling 61 yards on four receptions...lettered after missing time with an injury...**as a redshirt sophomore (2020)**, appeared in four games, recording 11 receptions for 147 yards...named to the AAC All-Academic team...**as a redshirt freshman (2019)**, played in a career-high 13 games...started

six games and made five catches for 64 yards...**as a freshman (2018)**, was one of five freshman to see game action...appeared in four games before eventually redshirting...graduated from Temple with a degree in psychology in February 2023.

High school/personal: attended Hempfield (Pa.) High...played wide receiver, running back, linebacker, safety and returner for head coach Rob Zeiber...was a four-time letterwinner and two-time all-conference...as a senior, scored 11 touchdowns to go with 53 tackles, two interceptions and one forced fumble...also played basketball and participated in track and field...has one sister...spent 2022 spring break in Rome as part of Temple's Study Abroad program...son of Michele Martin and Andre Robinson...@DMR717_ on X and @DMR717__ on Instagram...born David Martin-Robinson on December 26, 1999 in Lancaster, Pa.



47 BRAYDEN NARVESON

KICKER • 6'0" • 215 LBS

COLLEGE: NORTH CAROLINA STATE • ACQUIRED: FREE AGENT - 2024

NFL EXPERIENCE (NFL/TITANS): ROOKIE • HOMETOWN: SCOTTSDALE, ARIZ.

GAMES PLAYED/GAMES STARTED: 0/0 (PLAYOFFS: 0/0)



Signed by the Titans as an undrafted free agent on May 10, 2024... appeared in 57 games during his collegiate career...played his final season at NC State (2023) after three seasons (2020-22) at Western Kentucky...played first two seasons at Iowa State (2018-19)...converted 71-of-91 field goal attempts in college career...never missed any of his 196 extra point tries...scored 409 points overall.

As a graduate (2023), played in 13 games for the Wolfpack...made 18-of-23 field goals and 38-of-38 extra point attempts...finished the season tied for ninth in the ACC in points per game with 7.1...converted the longest field goal in school history at Duke (57 yards)...enrolled at NC State in January...**as a senior (2022)**, played in 13 games for the Hilltoppers... converted on 15-of-21 field goals...remained perfect on extra points...**as a junior (2021)**, played in 15 games...made 23-of-29 field goals to go with a perfect 72-of-72 extra point tries...earned second team All-Conference USA honors...scored the most points by a kicker in the country (141), ranked second regardless of position...**as a sophomore (2020)**, played in 12 games...made 13-of-14 field goal attempts, did not miss any of his 27 point-after tries...93 percent field goal mark ranked third among FBS

kickers...a 2020 Lou Groza Award semifinalist...transferred to Western Kentucky after the 2019 season...**as a redshirt freshman (2019)**, played in five games at Iowa State...went two of four on field goal attempts with a long of 48 yards...redshirted in 2018... graduated from Western Kentucky in May 2022 with a degree in business.

High school/personal: attended Desert Mountain (Ariz.) High...ranked the No. 8 kicker in 2018 by Chris Sailer Kicking...a three-star recruit by ESPN and 247Sports...converted 10-of-15 field goals as a senior... named first team All-District, All-Region and All-State as a senior...won the Luis Zendejas Award as Kicker of the Year in Arizona in 2017...also participated in soccer and golf...graduated in May 2022 with a degree in business...engaged to Shelby Murphy...son of Loretta and Kent...has two siblings...@20Brayden on X and @braydenarveson on Instagram... born Brayden Narveson on Sept. 28, 1999 in Phoenix, Ariz.

80 BRYCE OLIVER

WIDE RECEIVER • 6'1" • 213 LBS

COLLEGE: YOUNGSTOWN STATE • ACQUIRED: FREE AGENT - 2024

NFL EXPERIENCE (NFL/TITANS): ROOKIE • HOMETOWN: FORT LAUDERDALE, FLA.

GAMES PLAYED/GAMES STARTED: 0/0 (PLAYOFFS: 0/0)



Signed by the Titans as an undrafted free agent on May 10, 2024... appeared in 33 games over three seasons at Youngstown State (2021-23) where he caught 147 balls for 2,065 yards and 26 touchdowns...broke the YSU record for career receiving touchdowns (26) after having eight scores in each of his three seasons as a Penguin...transferred to Youngstown State after three seasons at Kentucky (2018-20) where he played in 20 games and compiled eight receptions for 125 yards and one score.

As a graduate (2023), played in 13 games and recorded career-highs in receptions (64), receiving yards (978) and touchdowns (26)...named second team All-MVFC...**as a senior (2022)**, started all 11 games at receiver and was the first Youngstown State wideout since 2010 to be named first team All-MVFC...caught 59 passes for 821 yards and 10 touchdowns...had six or more catches in five games, with a high of 12 against Southern Illinois...**as a junior (2021)**, played in nine games with six starts...finished second on the team in receptions (24) and led the team in touchdowns (eight)...transferred to Youngstown State following

the 2020 season...**as a redshirt sophomore (2020)**, played in six games at Kentucky...totaled two catches for 14 yards...**as a redshirt freshman (2019)**, appeared in 12 games, recording six catches for 111 yards and a touchdown for the Wildcats...redshirted in 2018...graduated from Youngstown State with a degree in general studies in December 2022.

High school/personal: attended Dillard (Fla.) High...amassed 76 receptions for 1,112 yards and five touchdowns in 2016 and led the Panthers to a district championship...coached by Lorenzo Davis...was a dual-sport athlete, also playing basketball...son of Theresa Oliver... @Oliver8Bryce on X and @bryceo__ on Instagram... born Bryce Oliver on May 19, 2000 in Fort Lauderdale, Fla.



87 SAM SCHNEE

WIDE RECEIVER • 5'10" • 194 LBS

COLLEGE: NORTHERN IOWA • ACQUIRED: FREE AGENT - 2024

NFL EXPERIENCE (NFL/TITANS): ROOKIE • HOMETOWN: DUBUQUE, IOWA

GAMES PLAYED/GAMES STARTED: 0/0 (PLAYOFFS: 0/0)



Signed by the Titans as an undrafted free agent on May 10, 2024... appeared in 48 games in six seasons (2018-23) at Northern Iowa... amassed 139 receptions for 2,231 yards and 14 touchdowns...also gained 137 yards on the ground with two rushing scores.

As a graduate (2023), started all 11 games...led the team in receptions (57), yards (1,039) and touchdowns (six)...AFCA FCS All-American second team...All-MVFC first team...Phil Steele All-American third team... **as a senior (2022)**, played in all 11 games...recorded 48 receptions for 764 yards and three scores...had a career-high 143 yards on five receptions against Utah Tech...Phil Steele FCS All-MVFC third team... **as a junior (fall 2021)**, played in all 12 games...racked up 29 receptions for 402 yards and five touchdowns...**as a sophomore (spring 2021)**, played in six games...caught three balls for 27 yards...redshirted in 2018... graduated from Northern Iowa with a degree in exercise science in May 2023.

High school/personal: was a three-sport athlete at Dubuque Senior (Iowa) High School playing football, baseball and track and field... all-time leading rusher in school history...1,432 rushing yards, 436 receiving yards, 16 total touchdowns in his prep career...son of Tami and Scott...two older siblings...@samuel_schnee23 on X and @sammyschnee23 on Instagram...born Samuel Thomas Schnee on April 1, 2000 in Dubuque, Iowa.

31 JABARI SMALL

RUNNING BACK • 5'9" • 205 LBS

COLLEGE: TENNESSEE • ACQUIRED: FREE AGENT - 2024

NFL EXPERIENCE (NFL/TITANS): ROOKIE • HOMETOWN: MEMPHIS, TENN.

GAMES PLAYED/GAMES STARTED: 0/0 (PLAYOFFS: 0/0)



Signed by the Titans as an undrafted free agent on May 10, 2024... appeared in 45 games with 24 starts over four seasons at Tennessee (2020-23)...rushed 419 times for 2,122 rushing yards and 24 touchdowns...also caught 32 passes for 247 yards and two receiving touchdowns.

As a senior (2023), played in 11 games and finished with 475 rushing yards on 95 totes...scored two touchdowns...**as a junior (2022)**, started all 13 games...had 157 carries for 734 yards and a team-leading 13 rushing touchdowns...added 12 catches for 106 yards and two scores through the air...**as a sophomore (2021)**, played and started 11 games... led UT with 796 yards on 141 carries and nine touchdowns...according to PFF, against Purdue (12/30) ended the year with a career-high 180 rushing yards in the TransPerfect Music City Bowl...**as a freshman (2020)**, played in all 10 games...totaled 117 yards on 26 carries and 24 yards on four catches... graduated from Tennessee with a degree in sports management in May 2024.

High school/personal: attended Briarcrest Christian (Tenn.) High... rated a three-star prospect and the No. 17 all-purpose back in the 247 composite rankings...rushed for 1,538 yards and 25 touchdowns on 182 carries as well as 342 receiving yards and two touchdowns as a senior in 2019...born Jabari Mikal Small on January 31, 2001 in Memphis, Tenn... son of Trina and Eddie Small...has two brothers...@JMS4_ on X and @jsmall47 on Instagram.




70 COLE SPENCER

GUARD • 6'3" • 307 LBS

COLLEGE: TEXAS TECH • ACQUIRED: FREE AGENT - 2024

NFL EXPERIENCE (NFL/TITANS): ROOKIE • HOMETOWN: LOUISVILLE, KY.

GAMES PLAYED/GAMES STARTED: 0/0 (PLAYOFFS: 0/0)



Signed by the Titans as an undrafted free agent on May 10, 2024... started in six games at left guard his final season (2023) at Texas Tech after medically redshirting following a preseason injury that knocked him out of the 2022 season...spent his first five seasons (2017-21) at Western Kentucky where he appeared in 46 games with 44 starts (41 at left tackle and five at right tackle).

As a redshirt graduate (2023), started six games during his lone season at Texas Tech...veteran presence along the offensive line, appearing primarily at left guard...missed half the regular season due to a leg injury suffered during Big 12 play...returned for the Radiant Technologies Independence Bowl versus Cal...credited with 454 offensive snaps on the season by Pro Football Focus, which gave him a 70.4 overall grade...surrendered only one sack, one quarterback hit and four addition pressures overall on the season...**as a graduate (2022)**, missed the entire 2022 campaign for Texas Tech following a preseason injury...granted a medical redshirt...transferred to Texas Tech in 2022...**as a senior (2021)**, started in all 13 games he appeared in as he made 36 consecutive starts to end his career at Western Kentucky...collected first-team All-CUSA honors by the conference coaches...ranked by Pro Football Focus as the best pass-blocker in the conference, grading out at 90.7 overall...grade was also fifth nationally among FBS offensive linemen...credited with 980 snaps overall, grading out at 76.9 overall according to PFF, which led the offensive line...allowed only two sacks and six quarterback hurries over 683 pass attempts for an offense that ranked second nationally in

scoring and led the country in passing ... **as a junior (2020)**, started all 12 games, pushing his streak to 23 consecutive starts...credited with 764 offensive snaps at the left tackle position...his 84.7 pass-blocking grade led all C-USA tackles and placed him 11th in FBS...allowed only one sack and one quarterback hit all season...**as a redshirt sophomore (2019)**, played in all 13 games with 11 starts at left tackle...accounted for 813 offensive snaps, finishing with an 81.8 overall blocking grade and 87.4 pass-blocking grade by PFF, which led all C-USA offensive tackles...was the only C-USA tackle who did not give up a sack or did not get called for a penalty...**as a sophomore (2018)**, started the first three games of the season at left tackle and played all 223 snaps...missed remainder of the season due to injury and redshirted...**as a freshman (2017)**, started the final five games at right tackle after not appearing in the first eight games at Western Kentucky.

High school/personal: attended Trinity High School (Ky.) where he was a three-year letter-winner for one of the top high school programs in the state of Kentucky...helped push the Shamrocks to two Class 6A state titles his sophomore and senior seasons...Trinity finished a perfect 15-0 season his senior year...an All-State second-team honoree by the Louisville Courier-Journal his senior season...son of Robert and Julia Spencer...has one older brother, Jackson...both parents played tennis at the University of Louisville...@colespencer0 on X and Instagram...born Cole Spencer on April 12, 1999 in Louisville, Ky.

86 STEVEN STILIANOS

TIGHT END • 6'5" • 255 LBS

COLLEGE: IOWA • ACQUIRED: FREE AGENT - 2024

NFL EXPERIENCE (NFL/TITANS): ROOKIE • HOMETOWN: GLOUCESTER, VA.

GAMES PLAYED/GAMES STARTED: 0/0 (PLAYOFFS: 0/0)



Signed by the Titans as an undrafted free agent on May 10, 2024... appeared in 18 games with eight starts over two seasons (2022-23) at Iowa...collected eight receptions for 96 yards his final year...transferred to Iowa after four seasons (2018-21) at Lafayette (Pa.) where he racked up 65 receptions for 534 yards and five touchdowns.

As a graduate (2023), won the Coaches Appreciation award for offense... played in 13 games with eight starts...finished with eight receptions for 96 yards...**as a graduate (2022)** played in eight games for the Hawkeyes...**as a senior (2021)**, played in four games at Iowa...recorded 21 receptions for 130 yards to finish third on the team...transferred to Iowa following the season...**as a junior (spring 2021)**, started all five games of a shortened season at Lafayette...All-Patriots League first team honors...team offensive MVP...made nine catches for 125 yards and four

touchdowns...2020 season was postponed until spring 2021...**as a sophomore (2019)**, played in all 11 games with nine starts...tailed 21 receptions for 177 yards...**as a freshman (2018)**, played in 11 games with six starts...hailed in 21 receptions for 177 yards...graduated from Iowa in December 2023 with a degree in Sustainable Development.

High school/personal: attended Christchurch School (Va.)...named VISAA D2 Player of the Year and was a unanimous all-state first-team selection as a defensive lineman...finished his career with 1,836 passing yards, 1,324 rushing yards and 28 total touchdowns on offense...121 tackles and 12 sacks on defense...also competed in basketball and baseball...married to Madi...son of Ruth and Scott Stilianos...@StevenStilianos on X and @Steven_Stili on Instagram...born Steven Stilianos on February 25, 2000 in Newport News, Va.





TENNESSEE TITANS
2023 REVIEW

2023-2024 TITANS TRANSACTIONS

2023

January 2

Placed on injured reserve – **DB ANDREW ADAMS**

Signed – **S MIKE BROWN** from the Cleveland Browns practice squad

Signed to the practice squad – **DB NATE MEADORS**

January 3

Signed to the practice squad – **DT CURTIS BROOKS, CB SHYHEIM CARTER, OLB SAM OKUAYINONU**

January 9

Relieved of their duties – offensive line coach **KEITH CARTER**, offensive coordinator **TODD DOWNING**, offensive skills assistant **ERIK FRAZIER** and secondary coach **ANTHONY MIDGET**

January 10

Signed to future contracts – **DT CURTIS BROOKS, CB SHYHEIM CARTER, OL ZACK JOHNSON, WR MASON KINSEY, OLB ZACH McCLOUD, TE THOMAS ODUKOYA, OLB SAM OKUAYINONU, DT JAYDEN PEEVY, WR REGGIE ROBERSON JR., OL ANDREW RUPCICH, K CALEB SHUDAK**

January 12

Signed to a future contract – **TE JUSTIN RIGG**

January 17

Signed to a future contract – **OL JOHN LEGLUE**

January 18

Hired – **RAN CARTON** as the franchise's 14th general manager

January 23

Signed to a future contract – **NT TYLER SHELVIN**

February 7

Elevated to offensive coordinator – **TIM KELLY**

Elevated to offensive line coach – **JASON HOUGHTALING**

Hired as passing game coordinator/quarterbacks coach – **CHARLES LONDON**

Hired as defensive pass game coordinator/cornerbacks coach – **CHRIS HARRIS**

Hired as defensive quality control coach – **JUSTIN HAMILTON**

Hired as defensive quality control coach – **LORI LOCUST**

Moved to tight ends coach – **TONY DEWS**

Moved to pass game analyst – **PAT O'HARA**

Moved to run game analyst – **LUKE STECKEL**

February 21

Elevated to assistant director of sports performance – **BRIAN BELL**

Elevated to assistant head coach - defense/defensive line coach – **TERRELL WILLIAMS**

Elevated to director of football administration – **JOHN STREICHER**

Hired as run game coordinator/running backs coach – **JUSTIN OUTTEN**

February 22

Terminated vested veterans – **K RANDY BULLOCK, WR ROBERT WOODS**

Terminated vested veterans failed physical – **LB ZACH CUNNINGHAM, T TAYLOR LEWAN**

March 10

Terminated vested veteran failed physical – **C BEN JONES**

March 16

Terminated vested veteran – **OLB BUD DUPREE**

Signed as exclusive rights free agent – **DT NAQUAN JONES**

Signed as free agent – **WR NICK WESTBROOK-IKHINE**

March 20

Signed as unrestricted free agents – **LB AZEEZ AL-SHAIR, OL DANIEL BRUNSKILL, T ANDRE DILLARD, LB LUKE GIFFORD, OLB ARDEN KEY**

March 21

Signed as unrestricted free agent – **CB SEAN MURPHY-BUNTING**

Hired as offensive line assistant – **MATT JONES**

Hired as special teams assistant – **ANTHONY LEVINE**

Hired as special teams assistant – **TOM QUINN**

March 31

Signed as unrestricted free agents – **C/G COREY LEVIN, TE TREVON WESCO**

April 4

Signed as restricted free agent – **G/C AARON BREWER**

April 17

Signed as unrestricted free agent – **LB BEN NIEMANN**

April 19

Signed as unrestricted free agent – **WR CHRIS MOORE**

April 27

Drafted – **OL PETER SKORONSKI** (first round, 11th overall)

April 28

Traded – a 2023 second-round pick (41st overall), a 2023 third-round pick (72nd overall) and a 2024 third-round pick to the Arizona Cardinals for their 2023 second-round pick (33rd overall) and their 2023 third-round pick (81st overall)

Drafted – **QB WILL LEVIS** (second round, 33rd overall), **RB TYJAE SPEARS** (third round, 81st overall)

April 29

Drafted – **TE JOSH WHYLE** (fifth round, 147th overall), **OL JAELYN DUNCAN** (sixth round, 186th overall), **WR COLTON DOWELL** (seventh round, 228th overall)

May 12

Signed - fifth-round choice **TE JOSH WHYLE**, sixth-round choice **OL JAELYN DUNCAN** and seventh-round choice **WR COLTON DOWELL**

Signed undrafted free agents – **DT SHAKEL BROWN, WR JACOB COPELAND, WR TRE'SHAUN HARRISON, S MATTHEW HARRISON, CB STEVEN JONES JR., S TYREQUE JONES, CB ANTHONY KENDALL, RB CHUCK McCLELLAND, DE TK McLENDON JR., OLB CALEB MURPHY, T JOHN OJUKWU, LB OTIS REESE IV, OLB THOMAS RUSH and K TREY WOLFF**

May 15

Signed free agents – **DB ALONZO DAVIS, C JAMES EMPEY, DB ERIC GARROR, WR GAVIN HOLMES, WR KEARIS JACKSON and DB ARMANI MARSH**

May 18

Signed as free agent – **TE ALIZÉ MACK**

May 25

Signed - third-round choice **RB TYJAE SPEARS**

May 30

Signed - first-round choice **OL PETER SKORONSKI**

Signed as free agent – **DT JALEEL JOHNSON**

June 5

Signed as restricted free agent – **NT TEAIR TART**

July 20

Waived – **RB CHUCK McCLELLAND**

July 23

Signed – second-round choice **QB WILL LEVIS**

Declared physically unable to perform – **CB CALEB FARLEY, OL DILLON RADUNZ**

Declared non-football illness – **DB JOSH THOMPSON**

July 24

Signed as free agent – **WR DeANDRE HOPKINS**

July 26

Waived – **DT CURTIS BROOKS**

Signed as free agent – **S A.J. MOORE JR.**

July 28

Waived – **C JAMES EMPEY**

Signed as free agent – **OL CHRIS HUBBARD**

August 2

Waived – **WR JACOB COPELAND**



2023-2024 TITANS TRANSACTIONS

Signed as free agent – C/G JIMMY MURRAY

August 3

Terminated vested veteran – OL JAMARCO JONES

August 5

Signed as free agent – OL JUSTIN MURRAY

August 14

Passed physical – DB JOSH THOMPSON

Placed on injured reserve – DT SHAKEL BROWN

Waived – CB CHRIS JACKSON

Signed as free agents – RB JACQUES PATRICK, DT KYLE PEKO

August 16

Waived – OLB ZACH McCLOUD

Signed as free agent – DT MICHAEL DWUMFOUR

August 20

Terminated vested veteran – S A.J. MOORE JR.

August 21

Signed as free agent – DT TREVON COLEY

August 22

Waived – K CALEB SHUDAK, K TREY WOLFF

Signed as free agent – K MICHAEL BADGLEY

August 27

Terminated vested veteran – K MICHAEL BADGLEY

Waived – DB ALONZO DAVIS, WR GAVIN HOLMES, OL ZACK JOHNSON, C/G JIMMY MURRAY, TE JUSTIN RIGG

August 28

Waived injured – TE ALIZÉ MACK, DB JOSH THOMPSON, RB JONATHAN WARD

Passed physical – OL DILLON RADUNZ

Placed on injured reserve – RB HASSAN HASKINS

August 29

Terminated vested veterans – DT TREVON COLEY, DT JALEEL JOHNSON, LB BEN NIEMANN, DT KYLE PEKO, TE KEVIN RADER, G JORDAN ROOS

Waived – LB CHANCE CAMPBELL, CB SHYHEIM CARTER, DT MICHAEL DWUMFOUR, DB ERIC GARROR, WR TRE'SHAUN HARRISON, CB STEVEN JONES JR., S TYREQUE JONES, WR MASON KINSEY, OL JOHN LEGLUE, DB ARMANI MARSH, DE TK McLENDON JR., WR RACEY McMATH, TE THOMAS ODUKOYA, T JOHN OJUKWU, OLB SAM OKUAYINONU, RB JACQUES PATRICK, WR REGGIE ROBERSON JR., OL ANDREW RUPCICH, OLB THOMAS RUSH

Waived injured – NT TYLER SHELVIN

Placed on reserve/physically unable to perform – CB CALEB FARLEY

Placed on Commissioner exempt list – RB HASSAN HASKINS

Placed on reserve/suspended by Commissioner – OL NICHOLAS PETIT-FRERE

Traded – a 2025 seventh-round pick to the New England Patriots for K NICK FOLK

August 30

Claimed – CB KINDLE VILDOR off waivers from the Chicago Bears

Terminated vested veteran – C/G COREY LEVIN

Signed to the practice squad – LB CHANCE CAMPBELL, CB SHYHEIM CARTER, DT MICHAEL DWUMFOUR, DB ERIC GARROR, WR TRE'SHAUN HARRISON, WR MASON KINSEY, DB ARMANI MARSH, DE TK McLENDON JR., TE THOMAS ODUKOYA, T JOHN OJUKWU, OLB SAM OKUAYINONU, DT KYLE PEKO, TE KEVIN RADER, G JORDAN ROOS, OL ANDREW RUPCICH, OLB THOMAS RUSH

Waived with an injury settlement – DB JOSH THOMPSON, RB JONATHAN WARD

August 31

Placed on injured reserve – WR KYLE PHILIPS

Terminated vested veteran – OL JUSTIN MURRAY

Signed as free agents – C/G COREY LEVIN, OLB TREVIS GIPSON

Released from the practice squad – OLB SAM OKUAYINONU

Signed to the practice squad – K CADE YORK

September 4

Waived with an injury settlement – TE ALIZÉ MACK

September 7

Waived with an injury settlement – NT TYLER SHELVIN

September 9

Activated from the practice squad to the active roster standard elevation – OL JUSTIN MURRAY, DT KYLE PEKO

September 14

Released from the practice squad – G JORDAN ROOS

Signed to the practice squad – RB JACQUES PATRICK

September 16

Activated from the practice squad to the active roster standard elevation – CB ERIC GARROR, DT KYLE PEKO

September 19

Waived – DE JAYDEN PEEVY

Signed to the active roster from the practice squad – DT KYLE PEKO

Released from the practice squad – DT MICHAEL DWUMFOUR

September 20

Signed to the practice squad – DT JALEEL JOHNSON

September 21

Signed to the practice squad – DE JAYDEN PEEVY

September 22

Waived – LB OTIS REESE IV

Placed on injured reserve – WR KEARIS JACKSON

Signed to the active roster from the practice squad – LB CHANCE CAMPBELL, WR MASON KINSEY

September 23

Reverted back to injured reserve from Commissioner exempt list – RB HASSAN HASKINS

Activated from the practice squad to the active roster standard elevation – DT JALEEL JOHNSON, OL JUSTIN MURRAY

September 25

Signed to the practice squad – DB DANE CRUIKSHANK

September 26

Placed on injured reserve – S MIKE BROWN, RB JULIUS CHESTNUT

Signed to the active roster from the practice squad – OL JUSTIN MURRAY

Signed to the practice squad – LB OTIS REESE IV, WR SHI SMITH

September 30

Activated from the practice squad to the active roster standard elevation – DB SHYHEIM CARTER, TE KEVIN RADER

October 2

Waived – WR MASON KINSEY, C/G XAVIER NEWMAN

Designated to return to practice – WR KYLE PHILIPS

October 4

Signed to the active roster from the practice squad – TE KEVIN RADER

Signed to the practice squad – WR MASON KINSEY

October 7

Activated from the practice squad to the active roster standard elevation – DB DANE CRUIKSHANK, DT JALEEL JOHNSON

Activated from injured reserve to the active roster – WR KYLE PHILIPS

October 9

Reinstated to active roster from Commissioner exempt list – OL NICHOLAS PETIT-FRERE

Released from the practice squad – DB ARMANI MARSH, DE JAYDEN PEEVY

Signed to the practice squad – DB TAY GOWAN, DT TAYLOR

STALLWORTH

October 14

Waived – CB KINDLE VILDOR



2023-2024 TITANS TRANSACTIONS

Terminated vested veteran – **OL JUSTIN MURRAY**

Signed to the active roster from the practice squad – **DB SHYHEIM CARTER, DT TAYLOR STALLWORTH**

Activated from the practice squad to the active roster standard elevation – **DB DANE CRUIKSHANK, DT JALEEL JOHNSON**

October 24

Traded – **S KEVIN BYARD** to the Philadelphia Eagles for **S TERRELL EDMUNDS**, their 2024 fifth-round pick and their 2024 sixth-round pick

Released from the practice squad – **RB JACQUES PATRICK**

Signed to the practice squad – **LB JOE JONES, RB JONATHAN WARD**

October 25

Signed to the practice squad – **DT MARLON DAVIDSON**

Placed on injured reserve – **DT TAYLOR STALLWORTH**

Claimed – **S K'VON WALLACE** off waivers from the Arizona Cardinals

October 28

Waived – **LB CHANCE CAMPBELL, DB SHYHEIM CARTER**

Signed to the active roster from the practice squad – **DB ERIC GARROR, DT JALEEL JOHNSON**

Activated from the practice squad to the active roster standard elevation – **LB JOE JONES, RB JONATHAN WARD**

October 30

Designated to return to practice – **S MIKE BROWN**

Signed to the practice squad – **LB CHANCE CAMPBELL, DB SHYHEIM CARTER**

November 1

Activated from the practice squad to the active roster standard elevation – **RB JONATHAN WARD**

November 3

Practice squad **K CADE YORK** signed to the N.Y. Giants active roster

November 7

Waived – **DT NAQUAN JONES**

Released from the practice squad – **DB DANE CRUIKSHANK**

Signed to the practice squad – **OL LACHAVIOUS SIMMONS, DB JOSH THOMPSON**

November 11

Placed on injured reserve – **OL NICHOLAS PETIT-FRERE**

Signed to the active roster from the practice squad – **LB CHANCE CAMPBELL, RB JONATHAN WARD**

Activated from the practice squad to the active roster standard elevation – **DE TK McLENDON JR., OL ANDREW RUPCICH**

November 14

Waived from injured reserve – **DT TAYLOR STALLWORTH**

November 15

Signed to the practice squad – **DT ROSS BLACKLOCK**

Placed on injured reserve – **LB CHANCE CAMPBELL**

Claimed – **OL CALVIN THROCKMORTON** off waivers from the Carolina Panthers

November 18

Waived – **DB MATTHEW JACKSON, RB JONATHAN WARD**

Activated from injured reserve to the active roster – **S MIKE BROWN**

Signed to the active roster from the practice squad – **DE TK McLENDON JR.**

Activated from the practice squad to the active roster standard elevation – **LB JOE JONES, OL ANDREW RUPCICH**

November 20

Signed to the practice squad – **DB MATTHEW JACKSON, RB JONATHAN WARD**

November 22

Waived – **DT JALEEL JOHNSON**

November 25

Placed on injured reserve – **OL CHRIS HUBBARD**

Activated from the practice squad to the active roster standard elevation – **DT ROSS BLACKLOCK, LB JOE JONES**

November 29

Signed as free agent – **DT JALEEL JOHNSON**

December 2

Signed to the active roster from the practice squad – **LB JOE JONES**

December 4

Relieved of his duties – assistant head coach/special teams coordinator **CRAIG AUKERMAN**

December 5

Waived – **LB MONTY RICE**

December 6

Signed to the active roster from the practice squad – **LB OTIS REESE IV**

Signed to the practice squad – **LB JOJO DOMANN, P TY ZENTNER**

December 8

Placed on injured reserve – **LB JOE JONES, P RYAN STONEHOUSE**

December 11

Signed to the active roster from the practice squad – **RB JONATHAN WARD, P TY ZENTNER**

Activated from the practice squad to the active roster standard elevation – **DT MARLON DAVIDSON, LB JOJO DOMANN**

December 13

Placed on injured reserve – **CB KRISTIAN FULTON, DT KYLE PEKO**

Signed from the Detroit Lions practice squad – **DL QUINTON BOHANNA**

Signed from the Kansas City Chiefs practice squad – **DL KEONDRE COBURN**

December 16

Waived – **NT TEAIR TART**

Signed to the active roster from the practice squad – **WR MASON KINSEY**

Activated from the practice squad to the active roster standard elevation – **DT MARLON DAVIDSON, LB JOJO DOMANN**

December 19

Signed to the practice squad – **C JAMES EMPEY, G JORDAN ROOS**

December 20

Placed on injured reserve – **WR NICK WESTBROOK-IKHINE**

Signed from the Houston Texans practice squad – **LB GARRET WALLOW**

Designated to return to practice – **CB CALEB FARLEY**

December 22

Placed on injured reserve – **S AMANI HOOKER**

Signed to the active roster from the practice squad – **DT MARLON DAVIDSON**

December 23

Placed on injured reserve – **LB JACK GIBBENS, LB LUKE GIFFORD, DT JEFFERY SIMMONS**

Signed to the active roster from the practice squad – **LB JOJO DOMANN, T JOHN OJUKWU, OL ANDREW RUPCICH**

Activated from the practice squad to the active roster standard elevation – **DB SHYHEIM CARTER, DB TAY GOWAN**

December 26

Signed to the practice squad – **TE DEVIN ASIASI, LB TAE CROWDER, DT DAVID MOA, DB DARIUS PHILLIPS, DB KENDALL SHEFFIELD**

December 30

Placed on injured reserve – **TE JOSH WHYLE**

Signed to the active roster from the practice squad – **DT ROSS BLACKLOCK**

Activated from the practice squad to the active roster standard elevation – **LB TAE CROWDER, DB KENDALL SHEFFIELD**

2024

January 6

Placed on injured reserve – **WR COLTON DOWELL**

Signed to the active roster from the practice squad – **S MATTHEW JACKSON**



2023-2024 TITANS TRANSACTIONS

Activated from the practice squad to the active roster standard elevation – **LB TAE CROWDER, DB KENDALL SHEFFIELD**

January 8

Signed to future contracts – **DB SHYHEIM CARTER, DB TAY GOWAN, WR TRE'SHAUN HARRISON, TE THOMAS ODUKOYA, OLB THOMAS RUSH** and **OL LACHAVIOUS SIMMONS**

January 9

Relieved of his duties – **HEAD COACH MIKE VRABEL**

January 24

Hired – **BRIAN CALLAHAN** as the 20th head coach in franchise history
Promoted – **CHAD BRINKER** to President of Football Operations and **RAN CARTHON** to Executive Vice President/General Manager

February 5

Hired as offensive coordinator – **NICK HOLZ**

Hired as defensive coordinator – **DENNARD WILSON**

February 13

Hired as offensive line coach – **BILL CALLAHAN**

Hired as wide receivers coach – **TYKE TOLBERT**

Hired as running backs coach – **RANDY JORDAN**

Hired as quarterbacks coach – **BO HARDEGREE**

Hired as assistant wide receivers coach – **PAYTON McCOLLUM**

Hired as linebackers coach – **FRANK BUSH**

Hired as secondary/safeties coach – **STEVE JACKSON**

Hired as defensive line coach – **TRACY ROCKER**

Hired as outside linebackers coach – **BEN BLOOM**

Hired as assistant to the head coach – **TOM JONES**

Moved to tight ends coach – **JUSTIN OUTTEN**

Moved to offensive assistant – **MATT JONES**

Elevated to assistant defensive line coach/pass rush specialist – **CLINTON McMILLAN**

February 20

Hired as special teams coordinator – **COLT ANDERSON**

Hired as assistant offensive line coach – **SCOTT FUCHS**

Hired as defensive assistant – **STEVE DONATELL**

March 14

Signed as unrestricted free agents – **CB CHIDOBE AWUZIE, C LLOYD CUSHENBERRY III, LB KENNETH MURRAY JR., RB TONY POLLARD**

Signed as exclusive rights free agent – **LB JACK GIBBENS**

March 15

Signed as unrestricted free agents – **OL SAAHQI CHARLES, WR CALVIN RIDLEY, QB MASON RUDOLPH, WR NICK WESTBROOK-IKHINE**

Terminated vested veteran – **T ANDRE DILLARD**

March 20

Signed as unrestricted free agents – **K NICK FOLK, DL SEBASTIAN JOSEPH-DAY**

March 21

Hired as director of sports performance – **ZAC WOODFIN**

Hired as assistant strength and conditioning – **MARK LOVAT, GRANT THORNE**

Hired as assistant sports performance – speed training – **JOHN SHAW**

April 1

Traded – a 2024 seventh-round pick (221st overall) and a 2025 third-round pick to the Kansas City Chiefs for **CB L'JARIUS SNEED** and a 2024 seventh-round pick (252nd overall)

April 12

Traded – a 2024 seventh-round pick (227th overall) to the Cleveland Browns for **T LEROY WATSON IV**

April 25

Drafted - **T JC LATHAM** (first round, 7th overall)

April 26

Drafted – **DT T'VONDRE SWEAT** (second round, 38th overall)

April 27

Drafted – **LB CEDRIC GRAY** (fourth round, 106th overall), **CB JARVIS BROWNLEE JR.** (fifth round, 146th overall), **WR JHA'QUAN JACKSON** (sixth round, 182nd overall), **LB JAMES WILLIAMS** (seventh round, 242nd overall), **OLB JAYLEN HARRELL** (seventh round, 252nd overall)

May 6

Signed as free agent – **DT MARLON DAVIDSON**

May 7

Waived – **DT SHAKEL BROWN**

May 10

Signed - fifth-round choice **CB JARVIS BROWNLEE JR.**, sixth-round choice **WR JHA'QUAN JACKSON**, seventh-round choice **LB JAMES WILLIAMS** and seventh-round choice **OLB JAYLEN HARRELL**

Signed undrafted free agents – **T BRIAN DOOLEY, OLB KHALID DUKE, S KEATON ELLIS, C X'ZAUVEA GADLIN, CB ROD GATTISON, DL ISAIAH ITON, CB ROBERT JAVIER, CB GABE JEUDY-LALLY, RB DILLON JOHNSON, TE DAVID MARTIN-ROBINSON, K BRAYDEN NARVESON, WR BRYCE OLIVER, WR SAM SCHNEE, RB JABARI SMALL, G CODY SPENCER** and **TE STEVEN STILIANOS**

May 11

Signed - first-round choice **T JC LATHAM**

May 13

Waived – **CB ROD GATTISON**

Signed as free agent – **TE NICK VANNETT**

May 14

Signed as free agent – **WR TYLER BOYD**

May 29

Signed - fourth-round choice **LB CEDRIC GRAY**

June 5

Signed - second-round choice **DT T'VONDRE SWEAT**

June 12

Signed as free agent – **T GERON CHRISTIAN SR.**

June 13

Waived with injury waiver – **C X'ZAUVEA GADLIN**



TENNESSEE TITANS 2023 REGULAR SEASON PARTICIPATION CHART

Player	9/10	9/17	9/24	10/1	10/8	10/15	10/29	11/2	11/12	11/19	11/26	12/3	12/11	12/17	12/24	12/31	1/7	Season Totals			
	@NO	LAC	@CLE	CIN	@IND	BAL	ATL	@PIT	@TB	@JAX	CAR	IND	@MIA	HOU	SEA	HOU	JAX	GP	GS	DNP	IA
Al-Shaair, Azeez	LB	LB	LB	LB	LB	LB	LB	LB	LB	LB	LB	ILB	ILB	ILB	LB	LB	LB	17	17	0	0
Asiasi, Devin	X	X	X	X	X	X	X	X	X	X	X	X	X	X	X	PS	PS	0	0	0	0
Autry, Denico	DL	DL	P	DL	DL	DL	DL	DL	DL	P	DL	DL	DL	DL	DL	DL	P	17	14	0	0
Avery, Tre	IA	P	P	P	P	P	P	P	P	P	P	P	CB	P	CB	IA	P	15	2	0	2
Blacklock, Ross	X	X	X	X	X	X	X	X	X	PS	P	PS	PS	PS	PS	P	P	3	0	0	0
Bohanna, Quinton	X	X	X	X	X	X	X	X	X	X	X	X	X	DL	P	IA	P	3	1	0	1
Brewer, Aaron	C	C	C	C	C	C	C	C	C	C	C	C	C	C	C	C	C	17	17	0	0
Brown, Mike	P	P	P	IR	IR	IR	IR	IR	IR	P	P	P	IA	IA	S	P	P	9	1	0	2
Brown, Shakel	IR	IR	IR	IR	IR	IR	IR	IR	IR	IR	IR	IR	IR	IR	IR	IR	IR	0	0	0	0
Brunskill, Daniel	RG	RG	RG	RG	RG	RG	RG	RG	IA	RG	RG	RG	RG	RG	IA	RG	IA	14	14	0	3
Burks, Treyton	WR	WR	WR	IA	IA	IA	WR	WR	IA	IA	IA	P	WR	WR	WR	P	WR	11	9	0	6
Byard, Kevin	S	S	S	S	S	S	X	X	X	X	X	X	X	X	X	X	X	6	6	0	0
Campbell, Chance	PS	PS	P	P	P	P	X	PS	DNP	IR	IR	IR	IR	IR	IR	IR	IR	4	0	1	0
Carter, Shyheim	PS	PS	PS	P	PS	P	X	PS	PS	PS	PS	PS	PS	PS	P	PS	PS	3	0	0	0
Chestnut, Julius	P	P	P	IR	IR	IR	IR	IR	IR	IR	IR	IR	IR	IR	IR	IR	IR	3	0	0	0
Coburn, Keondre	X	X	X	X	X	X	X	X	X	X	X	X	X	P	P	P	P	4	0	0	0
Cox, Morgan	P	P	P	P	P	P	P	P	P	P	P	P	P	P	P	P	P	17	0	0	0
Crowder, Tae	X	X	X	X	X	X	X	X	X	X	X	X	X	X	X	P	P	2	0	0	0
Cruikshank, Dane	X	X	X	PS	P	P	PS	PS	X	X	X	X	X	X	X	X	X	2	0	0	0
Davidson, Marlon	X	X	X	X	X	X	PS	PS	PS	PS	PS	PS	P	P	DT	DT	DT	5	3	0	0
Dillard, Andre	LT	LT	LT	LT	LT	LT	P	LT	LT	IA	P	P	P	P	P	LT	LT	16	10	0	1
Domann, JoJo	X	X	X	X	X	X	X	X	X	X	X	X	P	P	P	P	P	5	0	0	0
Dowell, Colton	IA	IA	IA	P	P	P	IA	IA	IA	P	P	P	P	P	P	WR	IR	10	1	0	6
Duncan, Jaelyn	IA	P	IA	IA	IA	IA	IA	P	P	P	LT	LT	LT	LT	LT	P	IA	10	5	0	7
Dwumfour, Michael	PS	PS	X	X	X	X	X	X	X	X	X	X	X	X	X	X	X	0	0	0	0
Edmunds, Terrell	X	X	X	X	X	X	P	S	P	P	IA	IA	P	P	P	P	P	9	1	0	2
Empey, James	X	X	X	X	X	X	X	X	X	X	X	X	X	X	PS	PS	PS	0	0	0	0
Farley, Caleb	PUP	PUP	PUP	PUP	PUP	PUP	PUP	PUP	PUP	PUP	PUP	PUP	PUP	PUP	PUP	PUP	PUP	0	0	0	0
Folk, Nick	P	P	P	P	P	P	P	P	P	P	P	P	P	P	P	P	P	17	0	0	0
Fulton, Kristian	CB	IA	CB	CB	CB	CB	CB	CB	CB	CB	CB	CB	IA	IR	IR	IR	IR	11	11	0	2
Garror, Eric	PS	P	PS	PS	PS	PS	DB	P	P	P	P	P	P	P	DB	DB	DB	12	4	0	0
Gibbens, Jack	LB	LB	LB	LB	LB	LB	LB	LB	LB	P	LB	LB	ILB	ILB	IR	IR	IR	14	13	0	0
Gifford, Luke	P	P	OLB	IA	IA	IA	P	P	P	P	P	P	P	P	IR	IR	IR	11	1	0	3
Gipson, Trevis	P	IA	IA	P	P	P	P	P	P	IA	IA	IA	IA	IA	P	IA	IA	8	0	0	9
Gowan, Tay	X	X	X	X	X	PS	PS	PS	PS	PS	PS	PS	PS	PS	P	PS	PS	1	0	0	0
Harrison, Tre'Shaun	PS	PS	PS	PS	PS	PS	PS	PS	PS	PS	PS	PS	PS	PS	PS	PS	PS	0	0	0	0
Haskins, Hassan	EX	EX	IR	IR	IR	IR	IR	IR	IR	IR	IR	IR	IR	IR	IR	IR	IR	0	0	0	0
Henry, Derrick	RB	RB	RB	RB	RB	RB	RB	RB	RB	RB	RB	RB	RB	RB	RB	RB	RB	17	17	0	0
Hooker, Amani	S	IA	S	S	S	S	S	S	S	S	S	S	S	S	IR	IR	IR	13	13	0	1
Hopkins, DeAndre	WR	WR	WR	WR	WR	WR	WR	WR	WR	WR	WR	WR	WR	WR	WR	P	WR	17	16	0	0
Hubbard, Chris	RT	RT	RT	RT	RT	RT	RT	IA	RT	RT	IR	IR	IR	IR	IR	IR	IR	9	9	0	1
Jackson, Kearis	P	P	IR	IR	IR	IR	IR	IR	IR	IR	IR	IR	IR	IR	IR	IR	IR	2	0	0	0
Jackson, Matthew	P	P	P	P	P	P	P	P	P	X	PS	PS	PS	PS	PS	PS	P	10	0	0	0
Johnson, Jaleel	X	X	P	PS	P	P	P	IA	P	P	X	P	P	DT	DT	NT	NT	12	4	0	1
Jones, Joe	X	X	X	X	X	X	P	PS	PS	P	P	P	IR	IR	IR	IR	IR	4	0	0	0
Jones, Naquan	P	P	P	P	P	NT	P	P	X	X	X	X	X	X	X	X	X	8	1	0	0
Kendall, Anthony	P	P	P	P	P	P	P	P	P	P	P	P	P	P	P	P	IA	16	0	0	1
Key, Arden	P	P	OLB	P	P	P	OLB	OLB	P	OLB	P	OLB	OLB	P	OLB	OLB	OLB	17	9	0	0
Kinsey, Mason	PS	PS	P	P	PS	PS	PS	PS	PS	PS	PS	PS	PS	P	P	P	P	6	0	0	0
Landry III, Harold	OLB	OLB	P	OLB	OLB	OLB	P	P	OLB	OLB	OLB	P	P	OLB	P	P	OLB	17	10	0	0
Levin, Corey	DNP	P	P	P	P	P	P	P	P	P	P	P	P	P	P	P	P	16	0	1	0
Levis, Will	IA	IA	IA	IA	IA	IA	QB	QB	QB	QB	QB	QB	QB	QB	IA	QB	IA	9	9	0	8
Mack, Alizé	IR	X	X	X	X	X	X	X	X	X	X	X	X	X	X	X	X	0	0	0	0
Marsh, Armani	PS	PS	PS	PS	PS	X	X	X	X	X	X	X	X	X	X	X	X	0	0	0	0
McCreary, Roger	P	CB	P	CB	CB	P	IA	IA	CB	CB	P	CB	CB	CB	CB	CB	CB	15	11	0	2
McLendon Jr., TK	PS	PS	PS	PS	PS	PS	PS	PS	P	P	DE	P	P	DE	IA	P	IA	7	2	0	2
Moa, David	X	X	X	X	X	X	X	X	X	X	X	X	X	X	X	PS	PS	0	0	0	0



TENNESSEE TITANS 2023 REGULAR SEASON PARTICIPATION CHART

Player	9/10	9/17	9/24	10/1	10/8	10/15	10/29	11/2	11/12	11/19	11/26	12/3	12/11	12/17	12/24	12/31	1/7	Season Totals			
	@NO	LAC	@CLE	CIN	@IND	BAL	ATL	@PIT	@TB	@JAX	CAR	IND	@MIA	HOU	SEA	HOU	JAX	GP	GS	DNP	IA
Molden, Elijah	P	S	P	IA	P	IA	S	DB	S	DB	P	P	P	P	S	S	S	15	8	0	2
Moore, Chris	P	P	P	WR	P	WR	P	P	P	P	WR	WR	P	P	P	P	WR	17	5	0	0
Murphy, Caleb	IA	IA	IA	P	IA	IA	IA	IA	IA	IA	IA	IA	IA	IA	P	P	IA	3	0	0	14
Murphy-Bunting, Sean	CB	CB	CB	CB	CB	CB	CB	CB	IA	IA	CB	CB	CB	CB	IA	CB	CB	14	14	0	3
Murray, Justin	P	PS	P	P	P	X	X	X	X	X	X	X	X	X	X	X	X	4	0	0	0
Newman, Xavier	DNP	LG	P	P	X	X	X	X	X	X	X	X	X	X	X	X	X	3	1	1	0
Odukoya, Thomas	PS	PS	PS	PS	PS	PS	PS	PS	PS	PS	PS	PS	PS	PS	PS	PS	PS	0	0	0	0
Ojukwu, John	PS	PS	PS	PS	PS	PS	PS	PS	PS	PS	PS	PS	PS	PS	TE	TE	TE	3	3	0	0
Okonkwo, Chig	TE	TE	TE	P	TE	P	TE	TE	TE	P	P	TE	P	TE	TE	TE	P	17	11	0	0
Patrick, Jacques	X	PS	PS	PS	PS	PS	X	X	X	X	X	X	X	X	X	X	X	0	0	0	0
Peevy, Jayden	IA	P	PS	PS	PS	X	X	X	X	X	X	X	X	X	X	X	X	1	0	0	1
Peko, Kyle	DT	DT	DT	P	DT	DE	DT	DT	DT	DT	P	P	DT	IR	IR	IR	IR	13	10	0	0
Petit-Frere, Nicholas	SUS	SUS	SUS	SUS	EX	P	LT	RT	IR	IR	IR	IR	IR	IR	IR	IR	IR	3	2	0	0
Phillips, Kyle	IR	IR	IR	IR	P	P	P	P	P	P	P	IA	P	IA	IA	IA	P	9	0	0	4
Phillips, Darius	X	X	X	X	X	X	X	X	X	X	X	X	X	X	X	PS	PS	0	0	0	0
Rader, Kevin	PS	PS	PS	P	P	P	P	P	P	P	P	P	P	P	P	P	P	14	0	0	0
Radunz, Dillon	IA	P	LG	LG	P	P	P	P	RG	LT	RT	RT	RT	RT	RT	RT	RT	16	11	0	1
Reese IV, Otis	P	P	X	PS	PS	PS	PS	PS	IR	PS	PS	PS	P	P	LB	LB	LB	7	3	0	0
Rice, Monty	P	P	P	P	P	P	P	P	P	P	P	P	X	X	X	X	X	12	0	0	0
Roos, Jordan	PS	X	X	X	X	X	X	X	X	X	X	X	X	X	PS	PS	PS	0	0	0	0
Rupcich, Andrew	PS	PS	PS	PS	PS	PS	PS	PS	P	P	PS	PS	PS	PS	RG	P	RG	5	2	0	0
Rush, Thomas	PS	PS	PS	PS	PS	PS	PS	PS	PS	PS	PS	PS	PS	PS	PS	PS	PS	0	0	0	0
Sheffield, Kendall	X	X	X	X	X	X	X	X	X	X	X	X	X	X	X	P	P	2	0	0	0
Shelvin, Tyler	IR	X	X	X	X	X	X	X	X	X	X	X	X	X	X	X	X	0	0	0	0
Simmons, Jeffery	DT	DT	DT	DT	DT	DT	DT	DT	DT	DT	DT	DT	IA	IA	IR	IR	IR	12	12	0	2
Simmons, Lachavious	X	X	X	X	X	X	X	X	PS	PS	PS	PS	PS	PS	PS	PS	PS	0	0	0	0
Skoronski, Peter	LG	IA	IA	IA	LG	LG	LG	LG	LG	LG	LG	LG	LG	LG	LG	LG	LG	14	14	0	3
Smith, Shi	X	X	X	PS	PS	PS	PS	PS	PS	PS	PS	PS	PS	PS	PS	PS	PS	0	0	0	0
Spears, Tyjae	P	P	P	P	P	P	P	P	P	P	P	P	P	P	P	RB	P	17	1	0	0
Stallworth, Taylor	X	X	X	X	X	P	IR	IR	IR	X	X	X	X	X	X	X	X	1	0	0	0
Stonehouse, Ryan	P	P	P	P	P	P	P	P	P	P	P	P	IR	IR	IR	IR	IR	12	0	0	0
Tannehill, Ryan	QB	QB	QB	QB	QB	QB	IA	IA	IA	DNP	DNP	P	DNP	DNP	QB	P	QB	10	8	4	3
Tart, Tear	NT	NT	NT	NT	IA	IA	P	P	NT	NT	NT	NT	NT	X	X	X	X	11	9	0	2
Thompson, Josh	X	X	X	X	X	X	X	X	PS	PS	PS	PS	PS	PS	PS	PS	PS	0	0	0	0
Throckmorton, Calvin	X	X	X	X	X	X	X	X	X	IA	P	P	P	P	P	IA	P	6	0	0	2
Vildor, Kindle	P	DNP	IA	DNP	P	X	X	X	X	X	X	X	X	X	X	X	X	2	0	2	1
Wallace, K'Von	X	X	X	X	X	X	P	P	P	S	S	S	S	S	IA	S	S	10	7	0	1
Wallow, Garret	X	X	X	X	X	X	X	X	X	X	X	X	X	X	P	P	P	3	0	0	0
Ward, Jonathan	X	X	X	X	X	X	P	P	P	X	PS	PS	P	P	P	P	P	8	0	0	0
Weaver, Rashad	P	P	P	P	P	P	IA	P	IA	P	P	P	P	P	P	P	P	15	0	0	2
Wesco, Trevon	TE	P	TE	TE	P	TE	TE	TE	TE	TE	TE	P	TE	P	IA	IA	P	15	10	0	2
Westbrook-Ikhine, Nick	P	WR	P	WR	WR	WR	P	P	P	WR	WR	WR	WR	WR	IR	IR	IR	14	9	0	0
Whyte, Josh	P	P	P	P	TE	P	IA	P	TE	TE	P	P	IA	IA	DNP	IR	IR	11	3	1	3
Willis, Malik	DNP	DNP	P	DNP	DNP	P	P	DNP	DNP	IA	IA	IA	IA	IA	DNP	IA	DNP	3	0	8	6
York, Cade	PS	PS	PS	PS	PS	PS	PS	PS	X	X	X	X	X	X	X	X	X	0	0	0	0
Zentner, Ty	X	X	X	X	X	X	X	X	X	X	X	X	P	P	P	P	P	5	0	0	0

Starters indicated by position (QB, RB, ILB, etc.); P = played but did not start; DNP = active but did not play; IA = inactive for game; PS = practice squad; PS-I = practice squad injured; P/SUS = practice squad/suspended; X = not on roster; IR = injured reserve; SUS = reserve/suspended; NFI = non-football illness; PUP = physically unable to perform; EX = roster exemption



2022 TENNESSEE TITANS REGULAR SEASON STATISTICS

Won 6, Lost 11

Date	W-L	Score	OT	Opponent	Attendance
09/10	L	15-16		at New Orleans	70,024
09/17	W	27-24	OT	L.A. Chargers	67,438
09/24	L	3-27		at Cleveland	67,919
10/01	W	27-3		Cincinnati	68,951
10/08	L	16-23		at Indianapolis	65,287
10/15	L	16-24		Baltimore	61,011
10/29	W	28-23		Atlanta	68,008
11/02	L	16-20		at Pittsburgh	65,969
11/12	L	6-20		at Tampa Bay	62,725
11/19	L	14-34		at Jacksonville	67,175
11/26	W	17-10		Carolina	62,493
12/03	L	28-31	OT	Indianapolis	65,262
12/11	W	28-27		at Miami	66,068
12/17	L	16-19	OT	Houston	66,219
12/24	L	17-20		Seattle	60,181
12/31	L	3-26		at Houston	71,517
01/07	W	28-20		Jacksonville	63,744

Statistic	Tenn.	Opp.
Total First Downs	298	334
Rushing	103	103
Passing	158	189
Penalty	37	42
3rd Down: Made/Att	71/212	89/231
3rd Down Pct.	33.5	38.5
4th Down: Made/Att	11/20	12/21
4th Down Pct.	55.0	57.1
Possession Avg.	29:14	30:46
Total Net Yards	4913	5697
Avg. Per Game	289.0	335.1
Total Plays	1002	1096
Avg. Per Play	4.9	5.2
Net Yards Rushing	1846	1831
Avg. Per Game	108.6	107.7
Total Rushes	444	480
Net Yards Passing	3067	3866
Avg. Per Game	180.4	227.4
Sacked/Yards Lost	64/445	45/315
Gross Yards	3512	4181
Att./Completions	494/304	571/387
Completion Pct.	61.5	67.8
Had Intercepted	11	6
Punts/Average	80/50.1	69/46.8
Net Punting Avg.	80/43.0	69/41.5
Penalties/Yards	110/882	98/776
Fumbles/Ball Lost	19/9	19/8
Touchdowns	31	33
Rushing	16	10
Passing	14	20
Returns	1	3

Score By Periods	Q1	Q2	Q3	Q4	OT	PTS
Team	58	118	59	64	6	305
Opponents	62	97	88	111	9	367

Scoring	TD	Rush	Rec	Ret	K-PAT	FG	S	PTS
Folk	0	0	0	0	28/30	29/30	0	115
Henry	12	12	0	0			0	72
Hopkins	7	0	7	0			0	42
Westbrook-Ikhine	3	0	3	0			0	20
Spears	3	2	1	0			0	18
Levis	1	1	0	0			0	6
Molden	1	0	0	1			0	6
Okonkwo	1	0	1	0			0	6
J. Simmons	1	0	1	0			0	6
Tannehill	1	1	0	0			0	6
Whyle	1	0	1	0			0	6
Hooker	0	0	0	0			0	2
Team	31	16	14	1	28/30	29/30	0	305
Opponents	33	10	20	3	29/30	46/47	0	367

2-Pt Conv: Westbrook-Ikhine, TM 1-1, OPP 1-2

Sacks: Autry 11.5, Landry 10.5, Key 6, J. Simmons 5.5, Edmunds 2.5, Al-Shaar 2, McCreary 2, Davidson 1, Gibbens 1, Gipson 1, Johnson 1, Tart 1, **TM 45, OPP 64**
FUM/Lost: Levis 7/4, Tannehill 4/0, Garror 2/2, Moore 1/0, Phillips 1/1, Spears 1/0, Stonehouse 1/1, Willis 1/1, Zentner 1/0

Passing	Att	Cmp	Yds	Cmp%	Yds/Att	TD	TD%	Int	Int%	Long	Sack/Lost	Rating
Levis	255	149	1808	58.4	7.09	8	3.1	4	1.6	61t	28/185	84.2
Tannehill	230	149	1616	64.8	7.03	4	1.7	7	3.0	70	32/230	78.5
Willis	5	4	74	80.0	14.80	0	0.0	0	0.0	48	4/30	118.8
Henry	3	2	14	66.7	4.67	2	66.7	0	0.0	12t	0/0	116.7
Hopkins	1	0	0	0.0	0.00	0	0.0	0	0.0	---	0/0	39.6
Team	494	304	3512	61.5	7.11	14	2.8	11	2.2	70	64/445	83.2
Opponents	571	387	4181	67.8	7.32	20	3.5	6	1.1	59t	45/315	96.4

Rushing	No.	Yds	Avg	Long	TD
Henry	280	1167	4.2	69	12
Spears	100	453	4.5	23	2
Tannehill	17	74	4.4	23	1
Levis	25	57	2.3	11	1
Moore	2	39	19.5	38	0
Willis	5	21	4.2	11	0
Burks	5	18	3.6	9	0
Ward	3	11	3.7	8	0
Hopkins	2	9	4.5	5	0
Okonkwo	2	6	3.0	4	0
Hooker	1	2	2.0	2	0
Zentner	1	0	0.0	0	0
Stonehouse	1	-11	-11.0	-11	0
Team	444	1846	4.2	69	16
Opponents	480	1831	3.8	56t	10

Receiving	No.	Yds	Avg	Long	TD
Hopkins	75	1057	14.1	61t	7
Okonkwo	54	528	9.8	39	1
Spears	52	385	7.4	48	1
Westbrook-Ikhine	28	370	13.2	33t	3
Henry	28	214	7.6	46	0
Moore	22	424	19.3	49	0
Burks	16	221	13.8	70	0
Phillips	15	181	12.1	29	0
Whyle	9	94	10.4	24	1
Wesco	1	21	21.0	21	0
Kinsey	1	6	6.0	6	0
Rader	1	6	6.0	6	0
Dowell	1	3	3.0	3	0
J. Simmons	1	2	2.0	2t	1
Team	304	3512	11.6	70	14
Opponents	387	4181	10.8	59t	20

Interceptions	No.	Yds	Avg	Long	TD
Murphy-Bunting	2	12	6.0	10	0
Molden	1	44	44.0	44t	1
McCreary	1	18	18.0	18	0
Hooker	1	10	10.0	10	0
Edmunds	1	2	2.0	2	0
Team	6	86	14.3	44t	1
Opponents	11	101	9.2	29	1

Punting	No.	Yds	Avg	Net	TB	In	Lg	B
Stonehouse	53	2812	53.1	43.9	10	28	74	1
Zentner	24	1115	46.5	41.4	2	8	64	0
Folk	2	81	40.5	39.0	0	0	41	0
Team	80	4008	50.1	43.0	12	36	74	1
Opponents	69	3231	46.8	41.5	2	26	63	0

Punt Returns	Ret	FC	Yds	Avg	Long	TD
Garror	21	5	159	7.6	15	0
Kinsey	11	6	100	9.1	21	0
K. Jackson	6	3	48	8.0	14	0
Phillips	4	0	23	5.8	12	0
Team	42	14	330	7.9	21	0
Opponents	29	19	328	11.3	70	0

Kickoff Returns	No.	Yds	Avg	Long	TD
Spears	13	270	20.8	33	0
Moore	4	89	22.3	26	0
Phillips	1	13	13.0	13	0
Team	18	372	20.7	33	0
Opponents	35	815	23.3	36	0

Field Goals	1-19	20-29	30-39	40-49	50+
Folk	0/0	9/9	9/9	6/6	5/6
Team	0/0	9/9	9/9	6/6	5/6
Opponents	0/0	22/22	12/12	6/7	6/6

Folk: (50G,27G,31G,45G,29G)(33G,41G)(44G)(53G, 35G)(27G,53G,34G)
 (26G,27G,38G)(36G,36G,48G) (38G,51N,27G)(53G)(24G,46G)(28G,23G)(45G)
 (33G) (53G)(
 OPP: (26G,33G,52G)(27G,30G,33G)(48G,52G)(21G) (43G,35G,28G)
 (41G,28G,23G,29G,20G,36G)(29G,49G,39G)(29G,30G)(25G,35G)(30G,25G)
 (50G)(23G,46G,23G,28G)(44B,20G,31G)(23G,27G,53G,54G)(28G,27G)
 (28G,38G,27G,51G)(44G,30G)



2023 TENNESSEE TITANS SEASON DEFENSIVE STATISTICS

PLAYER	TACKLES			SACKS		INTERCEPTIONS					FUMBLES				
	Tot	Solo	Asst	Sk	Yds	QBP	TFL	No	Yds	Lg	TD	PD	FF	FR	Yds
Al-Shaair, Azeez	163	84	79	2.0	2.0	11	9	0	0	0	0	4	0	1	0
Gibbens, Jack	92	54	38	1.0	9.0	7	3	0	0	0	0	3	0	0	0
McCreary, Roger	86	62	24	2.0	25.0	4	7	1	18	18	0	6	1	0	0
Hooker, Amani	80	65	15	0.0	0.0	2	3	1	10	10	0	7	0	0	0
Molden, Elijah	72	46	26	0.0	0.0	4	1	1	44	44t	1	4	1	1	1
Landry III, Harold	70	45	25	10.5	72.5	48	14	0	0	0	0	0	0	0	0
Murphy-Bunting, Sean	57	42	15	0.0	0.0	3	3	2	12	10	0	8	2	1	5
Autry, Denico	50	30	20	11.5	87.5	58	12	0	0	0	0	4	2	0	0
Byard, Kevin	47	30	17	0.0	0.0	1	0	0	0	0	0	0	0	1	0
Fulton, Kristian	46	37	9	0.0	0.0	0	2	0	0	0	0	5	0	0	0
Simmons, Jeffery	44	30	14	5.5	37.0	38	11	0	0	0	0	1	1	1	2
Wallace, K'Von	42	33	9	0.0	0.0	1	0	0	0	0	0	2	0	0	0
Avery, Tre	31	27	4	0.0	0.0	0	2	0	0	0	0	2	0	0	0
Key, Arden	30	17	13	6.0	43.0	57	4	0	0	0	0	2	2	0	0
Johnson, Jaleel	24	11	13	1.0	5.0	2	0	0	0	0	0	0	1	0	0
Garror, Eric	22	19	3	0.0	0.0	2	1	0	0	0	0	2	0	0	0
Peko, Kyle	22	12	10	0.0	0.0	5	2	0	0	0	0	1	0	0	0
Tart, Teair	21	15	6	1.0	7.0	12	7	0	0	0	0	0	0	0	0
Rice, Monty	17	8	9	0.0	0.0	0	1	0	0	0	0	0	0	0	0
Reese IV, Otis	16	8	8	0.0	0.0	0	0	0	0	0	0	0	0	0	0
Weaver, Rashad	16	8	8	0.0	0.0	6	4	0	0	0	0	1	0	0	0
Edmunds, Terrell	15	12	3	2.5	11.0	5	2	1	2	2	0	2	0	0	0
Davidson, Marlon	10	6	4	1.0	8.0	4	2	0	0	0	0	0	0	0	0
Jones, Naquan	8	0	8	0.0	0.0	4	0	0	0	0	0	0	0	0	0
McLendon, TK	8	3	5	0.0	0.0	2	0	0	0	0	0	0	0	1	0
Brown, Mike	7	5	2	0.0	0.0	1	0	0	0	0	0	1	0	0	0
Coburn, Keondre	7	2	5	0.0	0.0	3	0	0	0	0	0	0	0	0	0
Gipson, Trevis	6	1	5	1.0	8.0	6	0	0	0	0	0	0	1	0	0
Wallow, Garret	6	5	1	0.0	0.0	0	0	0	0	0	0	0	0	0	0
Bohanna, Quinton	4	2	2	0.0	0.0	0	0	0	0	0	0	0	0	0	0
Blacklock, Ross	2	1	1	0.0	0.0	3	0	0	0	0	0	0	0	0	0
Campbell, Chance	2	1	1	0.0	0.0	0	0	0	0	0	0	0	0	0	0
Carter, Shyheim	2	1	1	0.0	0.0	0	0	0	0	0	0	0	0	0	0
Jackson, Matthew	1	0	1	0.0	0.0	0	0	0	0	0	0	0	0	0	0
Vildor, Kindle	1	1	0	0.0	0.0	0	0	0	0	0	0	0	0	0	0
Stallworth, Taylor	0	0	0	0.0	0.0	1	0	0	0	0	0	0	0	0	0
TEAM TOTALS:	1,127	723	404	45.0	315.0	290	90	6	86	44	1	55	11	6	8

TITANS SPECIAL TEAMS STATISTICS

PLAYER	TACKLES			FUMBLES		BLOCKS		
	Tot	Solo	Asst	FF	FR	PAT	FG	PUNT
Kendall, Anthony	9	5	4	0	0	0	0	0
Rice, Monty	9	6	3	0	0	0	0	0
Gifford, Luke	6	3	3	0	0	0	0	0
Edmunds, Terrell	5	2	3	0	0	0	0	0
Jackson, Matthew	5	3	2	0	0	0	0	0
Reese IV, Otis	5	4	1	0	0	0	0	0
Hooker, Amani	4	3	1	1	1	0	0	0
Rader, Kevin	4	2	2	0	0	0	0	0
Wallace, K'Von	4	3	1	0	0	0	0	0
Weaver, Rashad	4	3	1	0	0	0	0	0
Domann, Jojo	3	1	2	0	0	0	0	0
Dowell, Colton	3	2	1	0	0	0	0	0
Gibbens, Jack	3	1	2	0	0	0	0	0
Avery, Tre	2	1	1	0	0	0	0	0
Chestnut, Julius	2	1	1	0	0	0	0	0
Jones, Joe	2	0	2	0	0	0	0	0
Moore, Chris	2	1	1	1	0	0	0	0
Murphy, Caleb	2	1	1	0	0	0	0	0
Campbell, Chance	1	0	1	0	0	0	0	0
Carter, Shyheim	1	0	1	0	0	0	0	0
Cox, Morgan	1	1	0	0	0	0	0	0
Molden, Elijah	1	1	0	0	0	0	0	0
Okonkwo, Chig	1	0	1	0	0	0	0	0
Stonehouse, Ryan	1	1	0	0	0	0	0	0
Ward, Jonathan	1	1	0	0	0	0	0	0
Whyle, Josh	1	1	0	0	0	0	0	0
Autry, Denico	0	0	0	0	0	1	1	0
TEAM TOTALS:	82	47	35	2	1	1	1	0

MISCELLANEOUS STATISTICS

PLAYER	TACKLES			FUMBLES	
	Tot	Solo	Asst	FF	FR
Hopkins, DeAndre	3	3	0	0	0
Spears, Tyjae	2	2	0	0	1
Dowell, Colton	1	1	0	0	0
Hooker, Amani	1	1	0	0	0
Moore, Chris	1	1	0	0	0
Tannehill, Ryan	1	1	0	0	2
Brewer, Aaron	1	0	1	0	0
Radunz, Dillon	1	0	1	0	0
Levis, Will	0	0	0	0	2
Henry, Derrick	0	0	0	0	1
Okonkwo, Chig	0	0	0	0	1
Zentner, Ty	0	0	0	0	1
TEAM TOTALS:	11	9	2	0	8

Legend:

- Tot Total Tackles
- Solo Unassisted Tackles
- Asst Assisted Tackles
- Sk Quarterback Sacks
- Yds Yards Lost on Sack
- QBP Quarterback Pressure
- TFL Tackle for Loss
- Int Interceptions
- Yds Interception Return Yards
- TD Interceptions Return Touchdowns
- PD Passes Defensed
- FF Forced Fumble
- FR Fumble Recoveries
- Yds Yards on Fumble Returns



2023 TITANS REGULAR SEASON GAME-BY-GAME OFFENSIVE STATISTICS

	Sept 10 @ NO	Sept 17 LAC	Sept 24 @ CLE	Oct 1 CIN	Oct 8 @ IND	Oct 15 BAL	Oct 29 ATL	Nov 2 @ PIT	Nov 12 @ TB	Nov 19 @ JAX	Nov 26 CAR	Dec 3 IND	Dec 11 @ MIA	Dec 17 HOU	Dec 24 SEA	Dec 31 @ HOU	JAN 7 JAX	2023 Totals
Points	15	27	3	27	16	16	28	16	6	14	17	28	28	16	17	3	28	305
1st Qtr	6	0	0	3	3	3	7	3	3	0	7	10	0	6	0	0	7	58
2nd Qtr	3	10	3	21	3	0	7	10	0	0	10	7	10	7	10	3	14	118
3rd Qtr	0	7	0	3	10	10	7	3	0	7	0	2	3	0	0	0	7	59
4th Qtr	6	7	0	0	0	3	7	0	3	7	0	6	15	3	7	0	0	64
Overtime	0	3	0	0	0	0	0	0	0	0	0	3	0	0	0	0	0	6
TDs (Ru-P-Ret)	0-0-0	2-1-0	0-0-0	1-2-0	1-0-0	1-0-0	0-4-0	1-0-0	0-0-0	0-2-0	2-0-0	2-1-0	2-1-0	1-0-1	1-1-0	0-0-0	2-2-0	16-14-1
PATs (M/A)	0-0	3-3	0-0	3-3	1-1	1-1	4-4	1-1	0-0	2-2	2-2	2-3	2-2	1-2	2-2	0-0	4-4	28-30
2PT Convs (M/A)	0-0	0-0	0-0	0-0	0-0	0-0	0-0	0-0	0-0	0-0	0-0	0-0	1-1	0-0	0-0	0-0	0-0	1-1
FGs (M/A)	5-5	2-2	1-1	2-2	3-3	3-3	0-0	3-3	2-3	0-0	1-1	2-2	2-2	1-1	1-1	1-1	0-0	29-30
Safeties	0	0	0	0	0	0	0	0	0	0	0	0	0	0	0	0	0	0
First Downs	16	22	6	23	19	17	17	23	14	12	15	25	22	14	23	11	19	298
Rushing	5	10	0	9	4	5	9	5	2	4	6	12	5	6	10	3	8	103
Passing	8	9	5	11	14	4	7	12	10	6	9	12	16	8	10	7	10	158
Penalty	3	3	1	3	1	8	1	6	2	2	0	1	1	0	3	1	1	37
3rd Down Conv (M/A)	2-12	6-13	2-12	8-13	5-12	1-9	5-15	3-13	6-15	2-7	2-11	6-17	5-13	5-15	6-12	1-12	6-11	71-212
3rd Down Conv Pct	16.67%	46.15%	16.67%	61.54%	41.67%	11.11%	33.33%	23.08%	40.00%	28.57%	18.18%	35.29%	38.46%	33.33%	50.00%	8.33%	54.55%	33.49%
4th Down Conv (M/A)	0-0	0-1	1-1	1-1	1-2	0-0	1-1	1-2	0-2	1-1	1-1	0-1	0-0	1-1	1-1	2-4	0-1	11-20
4th Down Conv Pct	0.00%	0.00%	100.00%	100.00%	50.00%	0.00%	100.00%	50.00%	0.00%	100.00%	100.00%	0.00%	0.00%	100.00%	100.00%	50.00%	0.00%	55.00%
Red Zone Conv (M/A)	0-3	3-4	0-2	2-4	1-4	1-4	1-1	1-4	0-2	1-1	2-2	2-3	3-5	1-2	2-3	0-1	3-3	23-48
Red Zone Conv Pct	0.00%	0.75%	0.00%	50.00%	25.00%	25.00%	100.00%	25.00%	0.00%	100.00%	100.00%	66.67%	60.00%	50.00%	66.67%	0.00%	100.00%	47.92%
Goal to Go Conv (M/A)	0-0	2-2	0-0	1-1	0-0	0-2	0-0	1-1	0-2	1-1	1-1	2-3	2-4	1-1	1-1	0-1	2-2	14-22
Goal to Go Conv Pct	0.00%	100.00%	0.00%	100.00%	0.00%	0.00%	0.00%	100.00%	0.00%	100.00%	100.00%	66.67%	50.00%	100.00%	100.00%	0.00%	100.00%	63.64%
Total Net Yards	285	341	94	400	348	233	375	340	209	235	264	381	403	204	287	187	327	4913
Total Off. Plays	59	63	45	62	58	46	67	68	59	38	53	81	68	63	64	53	55	1002
Avg. Gain Per Play	4.8	5.4	2.1	6.5	6.0	5.1	5.6	5.0	3.5	6.2	5.0	4.7	5.9	3.2	4.5	3.5	5.9	4.9
Net Yards Rushing	104	141	26	173	89	129	149	105	42	92	80	177	83	66	162	53	175	1846
Total Rushing Plays	22	34	15	33	22	19	36	25	16	19	24	42	29	30	31	21	26	444
Avg. Gain Per Rush	4.7	4.1	1.7	5.2	4.0	6.8	4.1	4.2	2.6	4.8	3.3	4.2	2.9	2.2	5.2	2.5	6.7	4.2
Net Yards Passing	181	200	68	227	259	104	226	235	167	143	184	204	320	138	125	134	152	3067
Times Sacked	3	5	5	3	1	6	2	4	4	2	1	6	1	7	6	6	2	64
Yards Lost on Sacks	17	46	36	15	5	46	12	27	32	15	1	20	7	61	39	50	16	445
Gross Yards Passing	198	246	104	242	264	150	238	262	199	158	185	224	327	199	164	184	168	3512
Pass Attempts	34	24	25	26	35	21	29	39	39	17	28	33	38	26	27	26	27	494
Pass Completions	16	20	13	19	23	12	19	22	19	13	18	16	23	17	19	18	17	304
Completion Pct	47.06%	83.33%	52.00%	73.08%	65.71%	57.14%	65.52%	56.41%	48.72%	76.47%	64.29%	48.48%	60.53%	65.38%	70.37%	69.23%	62.96%	61.54%
Avg. Gain Per Pass	4.9	6.9	2.3	7.8	7.2	3.9	7.3	5.5	3.9	7.5	6.3	5.2	8.2	4.2	3.8	4.2	5.2	5.5
Interceptions	3	0	0	1	1	1	0	1	1	0	0	0	1	1	0	0	1	11
Fumbles / Fum. Lost	0-0	0-0	1-0	3-0	0-0	1-1	1-1	0-0	0-0	2-2	0-0	4-2	3-2	1-0	1-0	1-1	1-0	19-9
Penalties	6	7	8	5	4	6	6	7	5	7	8	9	9	5	10	3	5	110
Penalty Yards	45	45	80	27	58	45	53	51	35	66	53	74	59	50	97	15	29	882
Punts	3	5	7	2	1	5	8	3	4	4	7	7	5	8	3	5	3	80
Gross Punting Avg.	35.7	61.2	53.4	46.5	43.0	52.6	52.5	57.0	56.8	53.5	53.7	42.7	48.8	45.3	39.0	49.6	48.0	50.1
Touchbacks	0	1	2	0	0	0	2	0	1	1	2	1	1	1	0	0	0	12
Inside20	1	0	4	2	0	2	6	3	2	2	5	1	2	1	2	2	1	36
Punts Blocked	0	0	0	0	0	0	0	0	0	0	0	1	0	0	0	0	0	1
Net Punting Avg.	33.7	44.6	46.1	45.5	38.0	34.4	46.8	52.7	48.0	48.5	46.7	36.3	44.8	38.6	39.0	43.6	41.7	43.0
Punt Returns	4	2	1	3	1	3	5	2	3	1	2	4	4	4	1	2	0	42
Punt Return Yards	37	11	13	37	12	11	32	7	23	15	16	36	30	17	11	22	0	330
Punt Return Avg.	9.3	5.5	13.0	12.3	12.0	3.7	6.4	3.5	7.7	15.0	8.0	9.0	7.5	4.3	11.0	11.0	0.0	7.9
Fair Catches	0	3	1	0	0	0	1	1	1	0	1	0	1	1	2	1	1	14
Kickoff Returns	0	0	1	1	1	0	1	2	0	4	3	2	1	1	1	0	0	18
Kickoff Return Yards	0	0	21	16	12	0	13	46	0	81	75	40	23	19	26	0	0	372
Kickoff Return Avg.	0.0	0.0	21.0	16.0	12.0	0.0	13.0	23.0	0.0	20.3	25.0	20.0	23.0	19.0	26.0	0.0	0.0	20.7
Time of Possession	31:20	36:49	21:31	34:45	28:57	24:18	32:59	31:09	28:20	23:34	26:11	38:26	27:36	33:28	33:51	26:49	27:43	29:14
Turnover Differential	-1	0	+1	0	-1	-1	0	-1	0	-2	+1	0	-2	0	0	-1	+1	-6



2023 TITANS GAME-BY-GAME DEFENSIVE STATISTICS

	Sept 10 @ NO	Sept 17 LAC	Sept 24 @ CLE	Oct 1 CIN	Oct 8 @ IND	Oct 15 BAL	Oct 29 ATL	Nov 2 @ PIT	Nov 12 @ TB	Nov 19 @ JAX	Nov 26 CAR	Dec 3 IND	Dec 11 @ MIA	Dec 17 HOU	Dec 24 SEA	Dec 31 @ HOU	Jan 7 JAX	2023 Totals
Points	16	24	27	3	23	24	23	20	20	34	10	31	27	19	20	26	20	367
1st Qtr	3	3	3	3	7	6	3	7	0	7	0	7	7	0	0	3	3	62
2nd Qtr	3	11	10	0	3	12	0	3	7	6	3	6	0	3	3	17	10	97
3rd Qtr	10	0	7	0	7	0	6	3	10	14	7	9	3	6	3	3	0	88
4th Qtr	0	10	7	0	6	6	14	7	3	7	0	3	17	7	14	3	7	111
Overtime	0	0	0	0	0	0	0	0	0	0	0	6	0	3	0	0	0	9
TDs (Ru-P-Ret)	0-1-0	0-2-0	1-2-0	0-0-0	2-0-0	0-1-0	1-1-0	1-1-0	0-2-0	2-2-0	1-0-0	0-2-1	2-0-1	0-1-0	0-2-0	0-1-1	0-2-0	10-20-3
PATs (M/A)	1-1	1-1	3-3	0-0	2-2	0-1	2-2	2-2	2-2	4-4	1-1	1-1	3-3	1-1	2-2	2-2	2-2	29-30
2PT Convs (M/A)	0-0	1-1	0-0	0-0	0-0	0-0	0-0	0-0	0-0	0-0	0-0	0-1	0-0	0-0	0-0	0-0	0-0	1-2
FGs (M/A)	3-3	3-3	2-2	1-1	3-3	6-6	3-3	2-2	2-2	2-2	1-1	4-4	2-3	4-4	2-2	4-4	2-2	46-47
Safeties	0	0	0	0	0	0	0	0	0	0	0	0	0	0	0	0	0	0
First Downs	15	19	23	14	21	20	17	22	19	24	19	19	20	21	21	20	20	334
Rushing	2	4	7	5	7	9	4	10	4	8	8	5	10	5	3	7	5	103
Passing	12	14	12	8	12	9	12	9	12	13	7	10	9	12	14	12	12	189
Penalty	1	1	4	1	2	2	1	3	3	3	4	4	1	4	4	1	3	42
3rd Down Conv (M/A)	7-16	2-14	6-13	2-9	8-13	8-16	4-15	6-12	7-15	4-12	6-16	3-14	4-13	4-15	7-13	3-11	8-14	89-231
3rd Down Conv Pct	43.75%	14.29%	46.15%	22.22%	61.54%	50.00%	26.67%	50.00%	46.67%	33.33%	37.50%	21.43%	30.77%	26.67%	53.85%	27.27%	57.14%	38.53%
4th Down Conv (M/A)	0-0	3-3	1-1	0-1	0-1	0-0	1-2	0-0	0-0	3-4	2-3	1-1	0-1	1-1	0-0	0-0	0-3	12-21
4th Down Conv Pct	0.00%	100.00%	100.00%	0.00%	0.00%	0.00%	50.00%	0.00%	0.00%	75.00%	66.67%	100.00%	0.00%	100.00%	0.00%	0.00%	0.00%	57.14%
Red Zone Conv (M/A)	1-4	2-5	2-2	0-1	1-5	1-6	2-3	2-4	0-2	3-5	1-1	1-5	2-5	1-3	2-4	1-3	1-3	23-61
Red Zone Conv Pct	25.00%	40.00%	100.00%	0.00%	20.00%	16.67%	66.67%	50.00%	0.00%	60.00%	100.00%	20.00%	40.00%	33.33%	50.00%	33.33%	33.33%	37.70%
Goal to Go Conv (M/A)	0-1	0-1	1-1	0-1	1-1	0-2	1-1	2-3	0-1	3-3	0-0	1-5	1-4	1-1	1-1	0-1	0-1	12-28
Goal to Go Conv Pct	0.00%	0.00%	100.00%	0.00%	100.00%	0.00%	100.00%	66.67%	0.00%	100.00%	0.00%	20.00%	25.00%	100.00%	100.00%	0.00%	0.00%	42.86%
Total Net Yards	351	342	341	211	429	360	342	326	340	389	258	355	366	340	273	312	362	5697
Total Off. Plays	64	65	67	51	61	70	66	60	61	69	67	68	69	72	59	61	66	1096
Avg. Gain Per Play	5.5	5.3	5.1	4.1	7.0	5.1	5.2	5.4	5.6	5.6	3.9	5.2	5.3	4.7	4.6	5.1	5.5	5.2
Net Yards Rushing	69	61	78	72	193	139	140	166	77	128	96	55	158	148	58	111	82	1831
Total Rushing Plays	27	21	31	18	34	39	26	30	29	36	32	23	31	32	20	28	23	480
Avg. Gain Per Rush	2.6	2.9	2.5	4.0	5.7	3.6	5.4	5.5	2.7	3.6	3.0	2.4	5.1	4.6	2.9	4.0	3.6	3.8
Net Yards Passing	282	281	263	139	236	221	202	160	263	261	162	300	208	192	215	201	280	3866
Times Sacked	4	3	3	3	1	1	6	0	3	1	4	3	5	4	3	1	0	45
Yards Lost on Sacks	23	24	26	26	17	2	44	0	15	1	32	12	32	37	12	12	0	315
Gross Yards Passing	305	305	289	165	253	223	246	160	278	262	194	312	240	229	227	213	280	4181
Pass Attempts	33	41	33	30	26	30	34	30	29	32	31	42	33	36	36	32	43	571
Pass Completions	23	27	27	20	20	21	20	19	18	24	18	26	23	23	25	24	29	387
Completion Pct	69.70%	65.85%	81.82%	66.67%	76.92%	70.00%	58.82%	63.33%	62.07%	75.00%	58.06%	61.90%	69.70%	63.89%	69.44%	75.00%	67.44%	67.78%
Avg. Gain Per Pass	7.6	6.4	7.3	4.2	8.7	7.1	5.1	5.3	8.2	7.9	4.6	6.7	5.5	4.8	5.5	6.1	6.5	6.3
Interceptions	1	0	0	0	0	1	0	0	1	0	0	0	0	1	0	0	2	6
Fumbles / Fum. Lost	2-1	0-0	3-1	2-1	1-0	0-0	1-1	0-0	1-0	0-0	1-1	3-2	2-1	1-0	1-0	1-0	0-0	19-8
Penalties	7	4	5	5	8	9	3	10	7	4	4	4	7	8	6	1	6	98
PenaltyYards	45	43	46	40	55	88	15	80	50	29	35	29	61	67	47	6	40	776
Punts	5	6	3	5	1	3	6	4	5	2	6	5	5	6	3	3	1	69
Gross Punting Avg.	48.2	39.0	46.3	51.4	50.0	48.7	50.8	50.0	34.2	51.5	47.0	51.2	47.0	46.7	44.7	51.7	43.0	46.8
Touchbacks	0	0	0	1	0	0	0	0	0	0	1	0	0	0	0	0	0	2
Inside20	1	4	2	0	1	2	1	3	1	1	2	0	2	3	2	1	0	26
Punts Blocked	0	0	0	0	0	0	0	0	0	0	0	0	0	0	0	0	0	0
Net Punting Avg.	40.8	37.2	42.0	40.0	38.0	45.0	45.5	48.3	29.6	44.0	41.0	44.0	41.0	43.8	41.0	44.3	43.0	41.5
Punt Returns	2	4	2	1	1	3	1	2	2	0	2	3	0	2	0	2	2	29
Punt Return Yards	6	63	11	2	5	91	6	13	15	0	9	25	0	33	0	30	19	328
Punt Return Avg.	3.0	15.8	5.5	2.0	5.0	30.3	6.0	6.5	7.5	0.0	4.5	8.3	0.0	16.5	0.0	15.0	9.5	11.3
Fair Catches	0	0	0	1	0	1	1	1	0	0	2	2	4	3	2	1	1	19
Kickoff Returns	5	1	1	1	1	2	2	2	0	1	3	1	4	3	3	1	4	35
Kickoff Return Yards	110	24	26	25	19	41	39	42	0	18	71	36	99	71	74	21	99	815
Kickoff Return Avg.	22.0	24.0	26.0	25.0	19.0	20.5	19.5	21.0	0.0	18.0	23.7	36.0	24.8	23.7	24.7	21.0	24.8	23.3
Time of Possession	28:40	28:09	38:29	25:15	31:03	35:42	27:01	28:51	31:40	36:26	33:49	29:03	32:24	36:32	26:09	33:11	32:17	30:46



2023 TITANS GAME-BY-GAME STARTERS

OFFENSE

Date	Opp	WR/TE	LT	LG	C	RG	RT	TE	WR/TE	QB	WR	RB
Sept 10	@ NO	T. Burks	A. Dillard	P. Skoronski	A. Brewer	D. Brunskill	C. Hubbard	C. Okonkwo	T. Wesco (TE)	R. Tannehill	D. Hopkins	D. Henry
Sept 17	LAC	T. Burks	A. Dillard	X. Newman	A. Brewer	D. Brunskill	C. Hubbard	C. Okonkwo	N. Westbrook-lkhine (WR)	R. Tannehill	D. Hopkins	D. Henry
Sept 24	@ CLE	T. Burks	A. Dillard	D. Radunz	A. Brewer	D. Brunskill	C. Hubbard	C. Okonkwo	T. Wesco (TE)	R. Tannehill	D. Hopkins	D. Henry
Oct 1	CIN	N. Westbrook-lkhine	A. Dillard	D. Radunz	A. Brewer	D. Brunskill	C. Hubbard	T. Wesco	C. Moore (WR)	R. Tannehill	D. Hopkins	D. Henry
Oct 8	@ IND	N. Westbrook-lkhine	A. Dillard	P. Skoronski	A. Brewer	D. Brunskill	C. Hubbard	C. Okonkwo	T. Wesco (TE)	R. Tannehill	D. Hopkins	D. Henry
Oct 15	BAL	N. Westbrook-lkhine	A. Dillard	P. Skoronski	A. Brewer	D. Brunskill	C. Hubbard	T. Wesco	C. Moore (WR)	R. Tannehill	D. Hopkins	D. Henry
Oct 29	ATL	T. Burks	N. Petit-Frere	P. Skoronski	A. Brewer	D. Brunskill	C. Hubbard	T. Wesco	C. Okonkwo (TE)	W. Levis	D. Hopkins	D. Henry
Nov 2	@ PIT	T. Burks	A. Dillard	P. Skoronski	A. Brewer	D. Brunskill	N. Petit-Frere	T. Wesco	C. Okonkwo (TE)	W. Levis	D. Hopkins	D. Henry
Nov 12	@ TB	J. Whyte (TE)	A. Dillard	P. Skoronski	A. Brewer	D. Radunz	C. Hubbard	T. Wesco	C. Okonkwo (TE)	W. Levis	D. Hopkins	D. Henry
Nov 19	@ JAX	J. Whyte (TE)	D. Radunz	P. Skoronski	A. Brewer	D. Brunskill	C. Hubbard	T. Wesco	N. Westbrook-lkhine (WR)	W. Levis	D. Hopkins	D. Henry
Nov 26	CAR	N. Westbrook-lkhine	J. Duncan	P. Skoronski	A. Brewer	D. Brunskill	D. Radunz	T. Wesco	C. Moore (WR)	W. Levis	D. Hopkins	D. Henry
Dec 3	IND	N. Westbrook-lkhine	J. Duncan	P. Skoronski	A. Brewer	D. Brunskill	D. Radunz	C. Okonkwo	C. Moore (WR)	W. Levis	D. Hopkins	D. Henry
Dec 11	@ MIA	N. Westbrook-lkhine	J. Duncan	P. Skoronski	A. Brewer	D. Brunskill	D. Radunz	T. Wesco	T. Burks (WR)	W. Levis	D. Hopkins	D. Henry
Dec 17	HOU	N. Westbrook-lkhine	J. Duncan	P. Skoronski	A. Brewer	D. Brunskill	D. Radunz	C. Okonkwo	T. Burks (WR)	W. Levis	D. Hopkins	D. Henry
Dec 24	SEA	T. Burks	J. Duncan	P. Skoronski	A. Brewer	A. Rucpich	D. Radunz	C. Okonkwo	J. Ojukwu (TE)	R. Tannehill	D. Hopkins	D. Henry
Dec 31	@ HOU	T. Spears (RB)	A. Dillard	P. Skoronski	A. Brewer	D. Brunskill	D. Radunz	C. Okonkwo	J. Ojukwu (TE)	W. Levis	C. Dowell	D. Henry
Jan 7	JAX	C. Moore	A. Dillard	P. Skoronski	A. Brewer	A. Rucpich	D. Radunz	J. Ojukwu	T. Burks (WR)	R. Tannehill	D. Hopkins	D. Henry

DEFENSE

Date	Opp	DE/OLB	NT	DT	OLB	ILB	ILB	DB/LB	CB	CB	S	S
Sept 10	@ NO	D. Autry	T. Tart	J. Simmons	H. Landry	A. Al-Shaair	J. Gibbens	S. Murphy-Bunting	K. Fulton	K. Peko	A. Hooker	K. Byard
Sept 17	LAC	D. Autry	T. Tart	J. Simmons	H. Landry	A. Al-Shaair	J. Gibbens	S. Murphy-Bunting	R. McCreary	K. Peko	E. Molden	K. Byard
Sept 24	@ CLE	L. Gifford	T. Tart	J. Simmons	A. Key	A. Al-Shaair	J. Gibbens	S. Murphy-Bunting	K. Fulton	K. Peko	A. Hooker	K. Byard
Oct 1	CIN	D. Autry	T. Tart	J. Simmons	H. Landry	A. Al-Shaair	J. Gibbens	S. Murphy-Bunting	K. Fulton	R. McCreary (CB)	A. Hooker	K. Byard
Oct 8	@ IND	D. Autry	K. Peko	J. Simmons	H. Landry	A. Al-Shaair	J. Gibbens	S. Murphy-Bunting	K. Fulton	R. McCreary (CB)	A. Hooker	K. Byard
Oct 15	BAL	D. Autry	K. Peko	J. Simmons	H. Landry	A. Al-Shaair	J. Gibbens	S. Murphy-Bunting	K. Fulton	N. Jones	A. Hooker	K. Byard
Oct 29	ATL	D. Autry	K. Peko	J. Simmons	A. Key	A. Al-Shaair	J. Gibbens	S. Murphy-Bunting	K. Fulton	E. Garror	E. Molden	A. Hooker
Nov 2	@ PIT	D. Autry	K. Peko	J. Simmons	A. Key	A. Al-Shaair	J. Gibbens	S. Murphy-Bunting	K. Fulton	E. Molden (CB)	T. Edmunds	A. Hooker
Nov 12	@ TB	D. Autry	T. Tart	J. Simmons	H. Landry	A. Al-Shaair	J. Gibbens	R. McCreary	K. Fulton	K. Peko	E. Molden	A. Hooker
Nov 19	@ JAX	K. Wallace (S)	T. Tart	J. Simmons	H. Landry	A. Al-Shaair	A. Key (OLB)	R. McCreary	K. Fulton	K. Peko	E. Molden	A. Hooker
Nov 26	CAR	D. Autry (LB)	T. Tart	J. Simmons	H. Landry	A. Al-Shaair	J. Gibbens	S. Murphy-Bunting	K. Fulton	D. Autry	K. Wallace	A. Hooker
Dec 3	IND	D. Autry	T. Tart	J. Simmons	A. Key	A. Al-Shaair	J. Gibbens	S. Murphy-Bunting	K. Fulton	R. McCreary (CB)	K. Wallace	A. Hooker
Dec 11	@ MIA	D. Autry	T. Tart	K. Peko	A. Key	A. Al-Shaair	J. Gibbens	S. Murphy-Bunting	T. Avery	R. McCreary (CB)	K. Wallace	A. Hooker
Dec 17	HOU	D. Autry (LB)	Q. Bohanna	J. Johnson	H. Landry	A. Al-Shaair	J. Gibbens	S. Murphy-Bunting	R. McCreary	D. Autry	K. Wallace	A. Hooker
Dec 24	SEA	D. Autry	M. Davidson	J. Johnson	A. Key	A. Al-Shaair	O. Reese	R. McCreary	T. Avery	E. Garror (CB)	E. Molden	M. Brown
Dec 31	@ HOU	D. Autry	M. Davidson	J. Johnson	A. Key	A. Al-Shaair	O. Reese	S. Murphy-Bunting	R. McCreary	E. Garror (CB)	K. Wallace	E. Molden
Jan 7	JAX	O. Reese (LB)	M. Davidson	J. Johnson	A. Key	A. Al-Shaair	H. Landry (OLB)	S. Murphy-Bunting	R. McCreary	E. Garror (CB)	K. Wallace	E. Molden

Bold denotes rookie



2022 TITANS GAME-BY-GAME INDIVIDUAL LEADERS

TITANS									
Date	Opp	PASSING YDS.	RUSHING YDS.	RUSHING ATT.	RECEPTIONS	RECEIVING YDS.	TOTAL TACKLES	SACKS	INTERCEPTIONS
Sept 10	@ NO	R. Tannehill (198)	D. Henry (63)	D. Henry (15)	D. Hopkins (7)	D. Hopkins (65)	K. Byard (9)	D. Autry, A. Key (1.5)	A. Hooker (1)
Sept 17	LAC	R. Tannehill (246)	D. Henry (80)	D. Henry (25)	D. Hopkins, C. Okonkwo (4)	T. Burks (76)	K. Byard (12)	D. Autry, H. Landry III, J. Simmons (1)	(none)
Sept 24	@ CLE	R. Tannehill (104)	D. Henry (20)	D. Henry (11)	T. Spears (4)	D. Hopkins (48)	A. Hooker (11)	A. Al-Shaair, D. Autry, R. McCreary (1)	(none)
Oct 1	CIN	R. Tannehill (240)	D. Henry (122)	D. Henry (22)	N. Westbrook-Ikhine (5)	D. Hopkins (63)	J. Gibbens (12)	A. Key, J. Simmons, T. Gipson (1)	(none)
Oct 8	@ IND	R. Tannehill (264)	D. Henry (43)	D. Henry (13)	D. Hopkins (8)	D. Hopkins (140)	A. Al-Shaair (15)	R. McCreary (1)	(none)
Oct 15	BAL	R. Tannehill (76)	D. Henry (97)	D. Henry (12)	N. Westbrook-Ikhine (3)	N. Westbrook-Ikhine (25)	A. Al-Shaair (15)	H. Landry (1)	S. Murphy-Bunting (1)
Oct 29	ATL	W. Levis (238)	D. Henry (101)	D. Henry (22)	D. Hopkins (4)	D. Hopkins (128)	A. Al-Shaair (11)	J. Simmons, H. Landry (2)	(none)
Nov 2	@ PIT	W. Levis (262)	D. Henry (75)	D. Henry (17)	K. Phillips (4)	K. Phillips (68)	A. Al-Shaair (10)	(none)	(none)
Nov 12	@ TB	W. Levis (199)	D. Henry (24)	D. Henry (11)	T. Spears (4)	K. Phillips (61)	H. Landry III (9)	D. Autry, H. Landry III, T. Tart (1)	R. McCreary (1)
Nov 19	@ JAX	W. Levis (158)	D. Henry, C. Moore (38)	D. Henry (10)	D. Hopkins (4)	D. Hopkins (59)	M. Rice (8)	T. Edmunds (1)	(none)
Nov 26	CAR	W. Levis (185)	D. Henry (76)	D. Henry (18)	C. Okonkwo, N. Westbrook-Ikhine (4)	D. Hopkins (49)	A. Hooker (10)	D. Autry (2)	(none)
Dec 3	IND	W. Levis (224)	D. Henry (102)	D. Henry (21)	D. Hopkins (5)	D. Hopkins (75)	J. Gibbens (13)	A. Al-Shaair (1)	(none)
Dec 11	@ MIA	W. Levis (327)	D. Henry (34)	D. Henry (17)	D. Hopkins (7)	D. Hopkins (124)	A. Al-Shaair (10)	H. Landry (3)	(none)
Dec 17	HOU	W. Levis (199)	T. Spears (30)	D. Henry (16)	D. Henry (4)	T. Burks (62)	A. Al-Shaair (13)	D. Autry (2)	E. Molden (1)
Dec 24	SEA	R. Tannehill (152)	D. Henry (88)	D. Henry (19)	C. Okonkwo (6)	C. Okonkwo (63)	A. Al-Shaair (8)	A. Key, H. Landry (1)	(none)
Dec 31	@ HOU	R. Tannehill (168)	D. Henry (42)	D. Henry (12)	D. Hopkins (7)	D. Hopkins (72)	K. Wallace (11)	H. Landry (1)	(none)
Jan 7	JAX	R. Tannehill (168)	D. Henry (153)	D. Henry (19)	D. Hopkins (7)	D. Hopkins (46)	A. Al-Shaair (10)	(none)	S. Murphy-Bunting, T. Edmunds (1)

OPPONENTS									
Date	Opp	PASSING YDS.	RUSHING YDS.	RUSHING ATT.	RECEPTIONS	RECEIVING YDS.	TOTAL TACKLES	SACKS	INTERCEPTIONS
Sept 10	@ NO	D. Carr (305)	J. Williams (45)	J. Williams (18)	C. Olave (8)	C. Olave (112)	D. Davis (10)	C. Granderson (1.5)	P. Adebo, M. Lattimore, M. Maye (1)
Sept 17	LAC	J. Herbert (305)	J. Kelley (39)	J. Kelley (13)	K. Allen, M. Williams (8)	K. Allen (111)	D. James (11)	J. Bosa (2)	(none)
Sept 24	@ CLE	D. Watson (289)	P. Strong (27)	J. Ford (10)	E. Moore (9)	A. Cooper (116)	M. Garrett (5)	M. Garrett (3.5)	(none)
Oct 1	CIN	J. Burrow (165)	J. Mixon (67)	J. Mixon (14)	J. Chase (7)	J. Chase (73)	N. Scott (10)	M. Murphy (1)	D. Hill (1)
Oct 8	@ IND	G. Minschew (155)	Z. Moss (105)	Z. Moss (23)	J. Downs (6)	J. Downs (97)	Z. Franklin (12)	S. Ebukam (1)	J. Blackmon (1)
Oct 15	BAL	L. Jackson (223)	L. Jackson (62)	G. Edwards (16)	Z. Flowers (6)	M. Andrews (69)	P. Queen, R. Smith (9)	J. Madubuike, J. Clowney (2)	G. Stone (1)
Oct 29	ATL	T. Heinicke (175)	B. Robinson (62)	B. Robinson (11)	D. London (5)	K. Hodge (75)	R. Grant, N. Landman (8)	B. Dupree, A. Ebiketie (1)	(none)
Nov 2	@ PIT	K. Pickett (160)	J. Warren (88)	N. Harris (16)	D. Johnson (7)	D. Johnson (90)	E. Robers (9)	A. Highsmith (2)	K. Alexander (1)
Nov 12	@ TB	B. Mayfield (278)	R. White (51)	R. White (20)	M. Evans (6)	M. Evans (143)	A. Winfield (6)	S. Barrett, Y. Diaby, V. Vea, D. White (1)	A. Winfield (1)
Nov 19	@ JAX	T. Lawrence (262)	T. Etienne (52)	T. Etienne (14)	C. Ridley (7)	C. Ridley (103)	D. Lloyd (11)	J. Allen, A. Cisco, F. Oluokun, T. Walker (0.5)	(none)
Nov 26	CAR	B. Young (194)	C. Hubbard (45)	C. Hubbard (14)	C. Hubbard (5)	J. Mingo (60)	D. Long (7)	B. Burns (1)	(none)
Dec 3	IND	G. Minschew (312)	Z. Moss (51)	Z. Moss (19)	M. Pittman (11)	M. Pittman (105)	E. Speed (8)	S. Ebukam, K. Paye (2)	(none)
Dec 11	@ MIA	T. Tagovailoa (240)	R. Mostert (96)	R. Mostert (21)	J. Waddle (6)	J. Waddle (79)	D. Long (8)	C. Wilkins (1)	Z. Sieler (1)
Dec 17	HOU	C. Keenum (229)	D. Singletary (121)	D. Singletary (26)	N. Brown (8)	N. Brown (82)	D. King (11)	J. Greenard (2.5)	S. Nelson (1)
Dec 24	SEA	G. Smith (227)	K. Walker (54)	K. Walker (16)	T. Lockett (8)	T. Lockett (81)	B. Wagner (11)	B. Mafe (2)	(none)
Dec 31	@ HOU	C. Stroud (213)	D. Singletary (80)	D. Singletary (16)	N. Collins (7)	N. Collins (80)	D. King (8)	W. Anderson (2)	(none)
Jan 7	JAX	T. Lawrence (280)	T. Etienne (57)	T. Etienne (16)	E. Ingram (10)	C. Ridley (106)	R. Jenkins, T. Campbell, F. Oluokun (7)	J. Allen, T. Walker (1)	A. Cisco (1)



2023 TITANS GAME-BY-GAME INDIVIDUAL PASSING STATISTICS

WILL LEVIS

Date	Opp	W-L	GP / GS	Att	Cmp	Pct	Yds	Yd/Att	TD	TD%	Int	Int%	Lg	Sk	Yds	Rat
Sept 10	@ NO	L	IA													
Sept 17	LAC	W	IA													
Sept 24	@ CLE	L	IA													
Oct 1	CIN	W	IA													
Oct 8	@ IND	L	IA													
Oct 15	BAL	L	IA													
Oct 29	ATL	W	S	29	19	65.5	238	8.2	4	13.8	0	0.0	61t	2	12	130.5
Nov 2	@ PIT	L	S	39	22	56.4	262	6.7	0	0.0	1	2.6	29	4	27	66.4
Nov 12	@ TB	L	S	39	19	48.7	199	5.1	0	0.0	1	2.6	29	4	32	53.3
Nov 19	@ JAX	L	S	17	13	76.5	158	9.3	2	11.8	0	0.0	49	2	15	143.8
Nov 26	CAR	W	S	28	18	64.3	185	6.6	0	0.0	0	0.0	25	1	1	83.2
Dec 3	IND	L	S	33	16	48.5	224	6.8	1	3.0	0	0.0	39	6	20	80.9
Dec 11	@ MIA	W	S	38	23	60.5	327	8.6	1	2.6	1	2.6	45	1	7	86.2
Dec 17	HOU	L	S	26	17	65.4	199	7.7	0	0.0	1	3.8	37	7	61	72.4
Dec 24	SEA	L	IA													
Dec 31	@ HOU	L	S	6	2	33.3	16	2.7	0	0.0	0	0.0	12	1	10	42.4
Jan 7	JAX	W	IA													
2023 Totals		6-11	9 / 9	255	149	58.4	1,808	7.1	8	3.1	4	1.6	61t	28	185	84.2

RYAN TANNEHILL

Date	Opp	W-L	GP / GS	Att	Cmp	Pct	Yds	Yd/Att	TD	TD%	Int	Int%	Lg	Sk	Yds	Rat
Sept 10	@ NO	L	S	34	16	47.1	198	5.8	0	0.0	3	8.8	46	3	17	28.8
Sept 17	LAC	W	S	24	20	83.3	246	10.3	1	4.2	0	0.0	70	5	46	123.3
Sept 24	@ CLE	L	S	25	13	52.0	104	4.2	0	0.0	0	0.0	33	5	36	62.8
Oct 1	CIN	W	S	25	18	72.0	240	9.6	1	4.0	1	4.0	44	3	15	98.8
Oct 8	@ IND	L	S	34	23	67.6	264	7.8	0	0.0	1	2.9	36	1	5	78.6
Oct 15	BAL	L	S	16	8	50.0	76	4.8	0	0.0	1	6.3	20	2	16	37.5
Oct 29	ATL	W	IA													
Nov 2	@ PIT	L	IA													
Nov 12	@ TB	L	IA													
Nov 19	@ JAX	L	DNP													
Nov 26	CAR	W	DNP													
Dec 3	IND	L	p													
Dec 11	@ MIA	W	DNP													
Dec 17	HOU	L	DNP													
Dec 24	SEA	L	S	26	18	69.2	152	5.8	0	0.0	0	0.0	17	6	39	84.1
Dec 31	@ HOU	L	p	20	16	80.0	168	8.4	0	0.0	0	0.0	32	5	40	101.7
Jan 7	JAX	W	S	26	17	65.4	168	6.5	2	7.7	1	3.8	28t	2	16	93.1
2023 Totals		6-11	10 / 8	230	149	64.8	1,616	7.0	4	1.7	7	3.0	70	32	230	78.5

MALIK WILLIS

Date	Opp	W-L	GP / GS	Att	Cmp	Pct	Yds	Yd/Att	TD	TD%	Int	Int%	Lg	Sk	Yds	Rat
Sept 10	@ NO	L	DNP													
Sept 17	LAC	W	DNP													
Sept 24	@ CLE	L	DNP													
Oct 1	CIN	W	DNP													
Oct 8	@ IND	L	DNP													
Oct 15	BAL	L	p	5	4	80.0	74	14.8	0	0.0	0	0.0	48	4	30	118.8
Oct 29	ATL	W	p													
Nov 2	@ PIT	L	DNP													
Nov 12	@ TB	L	DNP													
Nov 19	@ JAX	L	IA													
Nov 26	CAR	W	IA													
Dec 3	IND	L	IA													
Dec 11	@ MIA	W	IA													
Dec 17	HOU	L	IA													
Dec 24	SEA	L	DNP													
Dec 31	@ HOU	L	IA													
Jan 7	JAX	W	DNP													
2023 Totals		6-11	2 / 0	5	4	80.0	74	14.8	0	0.0	0	0.0	48	4	30	118.8

Other passers: D. Henry (1-1, 2 yds, TD vs. CIN, 10/1; 0-1 @ IND 10/8; 1-1, 12 yds, TD vs SEA, 12/24)



2023 TITANS GAME-BY-GAME INDIVIDUAL RUSHING STATISTICS

TREYLON BURKS (WR)

Date	Opp	GP	/	GS	Att	Yds	Avg	Lg	TD
Sept 10	@ NO	S			1	9	9.0	9	0
Sept 17	LAC	S			0	0	-	0	0
Sept 24	@ CLE	S			0	0	-	0	0
Oct 1	CIN	IA			0	0	-	0	0
Oct 8	@ IND	IA			0	0	-	0	0
Oct 15	BAL	IA			0	0	-	0	0
Oct 29	ATL	S			0	0	-	0	0
Nov 2	@ PIT	S			1	5	5.0	5	0
Nov 12	@ TB	IA			0	0	-	0	0
Nov 19	@ JAX	IA			0	0	-	0	0
Nov 26	CAR	IA			0	0	-	0	0
Dec 3	IND	p			0	0	-	0	0
Dec 11	@ MIA	S			1	5	5.0	5	0
Dec 17	HOU	S			1	2	2.0	2	0
Dec 24	SEA	S			1	-3	-3.0	-3	0
Dec 31	@ HOU	p			0	0	-	0	0
Jan 7	JAX	S			0	0	-	0	0
2023 Totals		11	/	9	5	18	3.6	9	0

DERRICK HENRY (RB)

Date	Opp	GP	/	GS	Att	Yds	Avg	Lg	TD
Sept 10	@ NO	S			15	63	4.2	18	0
Sept 17	LAC	S			25	80	3.2	23	1
Sept 24	@ CLE	S			11	20	1.8	9	0
Oct 1	CIN	S			22	122	5.5	29t	1
Oct 8	@ IND	S			13	43	3.3	8	0
Oct 15	BAL	S			12	97	8.1	63	1
Oct 29	ATL	S			22	101	4.6	14	0
Nov 2	@ PIT	S			17	75	4.4	15	1
Nov 12	@ TB	S			11	24	2.2	8	0
Nov 19	@ JAX	S			10	38	3.8	16	0
Nov 26	CAR	S			18	76	4.2	18	2
Dec 3	IND	S			21	102	4.9	22t	2
Dec 11	@ MIA	S			17	34	2.0	6	2
Dec 17	HOU	S			16	9	0.6	6	0
Dec 24	SEA	S			19	88	4.6	12	1
Dec 31	@ HOU	S			12	42	3.5	16	0
Jan 7	JAX	S			19	153	8.1	69	1
2023 Totals		17	/	17	280	1167	4.2	69	12

WILL LEVIS (QB)

Date	Opp	GP	/	GS	Att	Yds	Avg	Lg	TD
Sept 10	@ NO	IA			0	0	-	0	0
Sept 17	LAC	IA			0	0	-	0	0
Sept 24	@ CLE	IA			0	0	-	0	0
Oct 1	CIN	IA			0	0	-	0	0
Oct 8	@ IND	IA			0	0	-	0	0
Oct 15	BAL	IA			0	0	-	0	0
Oct 29	ATL	S			7	11	1.6	5	0
Nov 2	@ PIT	S			1	2	2.0	2	0
Nov 12	@ TB	S			0	0	-	0	0
Nov 19	@ JAX	S			4	2	0.5	4	0
Nov 26	CAR	S			3	-3	-1.0	-1	0
Dec 3	IND	S			2	5	2.5	6	0
Dec 11	@ MIA	S			4	15	3.8	11	0
Dec 17	HOU	S			4	25	6.3	11	1
Dec 24	SEA	IA			0	0	-	0	0
Dec 31	@ HOU	S			0	0	-	0	0
Jan 7	JAX	IA			0	0	-	0	0
2023 Totals		9	/	9	25	57	2.3	11	1

TYJAE SPEARS (RB)

Date	Opp	GP	/	GS	Att	Yds	Avg	Lg	TD
Sept 10	@ NO	p			3	27	9.0	17	0
Sept 17	LAC	p			8	49	6.1	14	0
Sept 24	@ CLE	p			4	6	1.5	5	0
Oct 1	CIN	p			5	40	8.0	22	0
Oct 8	@ IND	p			7	34	4.9	19t	1
Oct 15	BAL	p			4	15	3.8	12	0
Oct 29	ATL	p			3	27	9.0	23	0
Nov 2	@ PIT	p			5	18	3.6	8	0
Nov 12	@ TB	p			5	18	3.6	15	0
Nov 19	@ JAX	p			4	14	3.5	5	0
Nov 26	CAR	p			2	6	3.0	8	0
Dec 3	IND	p			16	75	4.7	19	0
Dec 11	@ MIA	p			7	29	4.1	8	0
Dec 17	HOU	p			9	30	3.3	9	0
Dec 24	SEA	p			9	40	4.4	11	0
Dec 31	@ HOU	S			6	0	0.0	5	0
Jan 7	JAX	p			3	25	8.3	22	1
2023 Totals		17	/	1	100	453	4.5	23	2

RYAN TANNEHILL (QB)

Date	Opp	GP	/	GS	Att	Yds	Avg	Lg	TD
Sept 10	@ NO	S			3	5	1.7	2	0
Sept 17	LAC	S			1	12	12.0	12t	1
Sept 24	@ CLE	S			0	0	-	0	0
Oct 1	CIN	S			6	11	1.8	7	0
Oct 8	@ IND	S			2	12	6.0	13	0
Oct 15	BAL	S							
Oct 29	ATL	IA							
Nov 2	@ PIT	IA							
Nov 12	@ TB	IA							
Nov 19	@ JAX	DNP							
Nov 26	CAR	DNP							
Dec 3	Ind	p							
Dec 11	@ MIA	DNP							
Dec 17	HOU	DNP							
Dec 24	SEA	S			2	37	18.5	23	0
Dec 31	@ HOU	p			0	0	-	0	0
Jan 7	JAX	S			3	-3	-1.0	-1	0
2023 Totals		10	/	8	17	74	4.4	23	1

MALIK WILLIS (QB)

Date	Opp	GP	/	GS	Att	Yds	Avg	Lg	TD
Sept 10	@ NO	DNP							
Sept 17	LAC	DNP							
Sept 24	@ Cle	DNP							
Oct 1	Cin	DNP							
Oct 8	@ Ind	DNP							
Oct 15	Bal	p			3	17	5.7	11	0
Oct 29	Atl	p			2	4	2.0	4	0
Nov 2	@ Pit	DNP							
Nov 12	@ TB	DNP							
Nov 19	@ Jax	IA							
Nov 26	Car	IA							
Dec 3	Ind	IA							
Dec 11	@ Mia	IA							
Dec 17	Hou	IA							
Dec 24	Sea	DNP							
Dec 31	@ Hou	IA							
Jan 7	Jax	DNP							
2023 Totals		17	/	1	100	453	4.5	23	2

Other rushers: **TE C. Okonkwo** (1 rush, 4 yds vs ATL, 10/29; 1 rush, 2 yds vs IND, 12/3), **P T. Zentner** (1 rush, 0 yds vs JAX, 1/7), **WR D. Hopkins** (1 rush, 5 yds @ PIT, 11/2; 1 rush, 4 yds vs IND, 12/3), **S A. Hooker** (1 rush, 2 yds vs ATL, 10/29), **WR C. Moore** (1 rush, 38 yds @ JAX, 11/19), **P R. Stonehouse** (1 rush, -11 yds vs IND, 12/4), **RB J. Ward** (3 rushes, 11 yds @ HOU, 12/31)



2023 TITANS GAME-BY-GAME INDIVIDUAL RECEIVING STATISTICS

TREYLON BURKS (WR)

Date	Opp	GP	/	GS	No	Yds	Avg	Lg	TD
Sept 10	@ NO			S	2	18	9.0	14	0
Sept 17	LAC			S	3	76	25.3	70	0
Sept 24	@ CLE			S	1	5	5.0	5	0
Oct 1	CIN			IA	0	0	-	0	0
Oct 8	@ IND			IA	0	0	-	0	0
Oct 15	BAL			IA	0	0	-	0	0
Oct 29	ATL			S	0	0	-	0	0
Nov 2	@ PIT			S	2	23	11.5	21	0
Nov 12	@ TB			IA	0	0	-	0	0
Nov 19	@ JAX			IA	0	0	-	0	0
Nov 26	CAR			IA	0	0	-	0	0
Dec 3	IND			p	0	0	-	0	0
Dec 11	@ MIA			S	1	1	1.0	1	0
Dec 17	HOU			S	3	62	20.7	37	0
Dec 24	SEA			S	2	25	12.5	13	0
Dec 31	@ HOU			p	2	11	5.5	7	0
Jan 7	JAX			S	0	0	-	0	0
2023 Totals		11	/	9	16	221	13.8	70	0

COLTON DOWELL (WR)

Date	Opp	GP	/	GS	No	Yds	Avg	Lg	TD	
Sept 10	@ NO			IA	0	0	-	0	0	
Sept 17	LAC			IA	0	0	-	0	0	
Sept 24	@ CLE			IA	0	0	-	0	0	
Oct 1	CIN			p	0	0	-	0	0	
Oct 8	@ IND			p	0	0	-	0	0	
Oct 15	BAL			p	0	0	-	0	0	
Oct 29	ATL			IA	0	0	-	0	0	
Nov 2	@ PIT			IA	0	0	-	0	0	
Nov 12	@ TB			IA	0	0	-	0	0	
Nov 19	@ JAX			p	0	0	-	0	0	
Nov 26	CAR			p	0	0	-	0	0	
Dec 3	IND			p	0	0	-	0	0	
Dec 11	@ MIA			p	0	0	-	0	0	
Dec 17	HOU			p	0	0	-	0	0	
Dec 24	SEA			p	1	3	3.0	3	0	
Dec 31	@ HOU			S	0	0	-	0	0	
Jan 7	JAX				0	0	0	-	0	0
2023 Totals		10	/	1	1	3	3.0	3	0	

DERRICK HENRY (RB)

Date	Opp	GP	/	GS	No	Yds	Avg	Lg	TD
Sept 10	@ NO			S	2	56	28.0	46	0
Sept 17	LAC			S	3	15	5.0	9	0
Sept 24	@ CLE			S	0	0	-	0	0
Oct 1	CIN			S	1	11	11.0	11	0
Oct 8	@ IND			S	3	19	6.3	13	0
Oct 15	BAL			S	2	16	8.0	9	0
Oct 29	ATL			S	4	21	5.3	8	0
Nov 2	@ PIT			S	3	27	9.0	23	0
Nov 12	@ TB			S	1	-4	-4.0	-4	0
Nov 19	@ JAX			S	1	6	6.0	6	0
Nov 26	CAR			S	1	0	0.0	0	0
Dec 3	IND			S	1	18	18.0	18	0
Dec 11	@ MIA			S	1	17	17.0	17	0
Dec 17	HOU			S	4	1	0.25	3	0
Dec 24	SEA			S	1	11	11.0	11	0
Dec 31	@ HOU			S	0	0	-	0	0
Jan 7	JAX			S	0	0	-	0	0
2023 Totals		17	/	17	28	214	7.6	46	0

DEANDRE HOPKINS (WR)

Date	Opp	GP	/	GS	No	Yds	Avg	Lg	TD
Sept 10	@ NO			S	7	65	9.3	16	0
Sept 17	LAC			S	4	40	10.0	14	0
Sept 24	@ CLE			S	3	48	16.0	26	0
Oct 1	CIN			S	4	63	15.8	38	0
Oct 8	@ IND			S	8	140	17.5	36	0
Oct 15	BAL			S	1	20	20.0	20	0
Oct 29	ATL			S	4	128	32.0	61t	3
Nov 2	@ PIT			S	4	60	15.0	29	0
Nov 12	@ TB			S	3	27	9.0	15	0
Nov 19	@ JAX			S	4	59	14.8	43t	1
Nov 26	CAR			S	3	49	16.3	19	0
Dec 3	IND			S	5	75	15.0	27	1
Dec 11	@ MIA			S	7	124	17.7	45	1
Dec 17	HOU			S	2	21	10.5	17	0
Dec 24	SEA			S	2	20	10.0	13	0
Dec 31	@ HOU			p	7	72	10.3	18	0
Jan 7	JAX			S	7	46	6.6	16	1
2023 Totals		17	/	16	75	1057	14.1	61t	7

CHRIS MOORE (WR)

Date	Opp	GP	/	GS	No	Yds	Avg	Lg	TD
Sept 10	@ NO			p	0	0	-	0	0
Sept 17	LAC			p	1	49	49.0	49	0
Sept 24	@ CLE			p	2	41	20.5	33	0
Oct 1	CIN			S	1	44	44.0	44	0
Oct 8	@ IND			p	0	0	-	0	0
Oct 15	BAL			S	1	6	6.0	6	0
Oct 29	ATL			p	0	0	-	0	0
Nov 2	@ PIT			p	1	29	29.0	29	0
Nov 12	@ TB			p	2	21	10.5	11	0
Nov 19	@ JAX			p	1	49	49.0	49	0
Nov 26	CAR			S	3	41	13.7	22	0
Dec 3	IND			S	1	12	12.0	12	0
Dec 11	@ MIA			p	1	22	22.0	22	0
Dec 17	HOU			p	3	39	13.0	23	0
Dec 24	SEA			p	1	9	9.0	9	0
Dec 31	@ HOU			p	1	32	32.0	32	0
Jan 7	JAX			S	3	30	10.0	16	0
2023 Totals		17	/	5	22	424	19.3	49	0

CHIG OKONKWO (TE)

Date	Opp	GP	/	GS	No	Yds	Avg	Lg	TD
Sept 10	@ NO			S	0	0	-	0	0
Sept 17	LAC			S	4	35	8.8	20	0
Sept 24	@ CLE			S	3	7	2.3	6	0
Oct 1	CIN			p	3	29	9.7	13	0
Oct 8	@ IND			S	5	33	6.6	11	0
Oct 15	BAL			p	2	18	9.0	11	0
Oct 29	ATL			S	4	23	5.8	12	0
Nov 2	@ PIT			S	3	28	9.3	12	0
Nov 12	@ TB			S	3	27	9.0	15	0
Nov 19	@ JAX			p	1	6	6.0	6	0
Nov 26	CAR			p	4	45	11.3	25	0
Dec 3	IND			S	3	62	20.7	39	0
Dec 11	@ MIA			p	5	46	9.2	16	0
Dec 17	HOU			S	3	36	12.0	22	0
Dec 24	SEA			S	6	63	10.5	17	1
Dec 31	@ HOU			S	3	34	11.3	21	0
Jan 7	JAX			p	2	36	18.0	21	0
2023 Totals		17	/	11	54	528	9.8	39	1



2023 TITANS GAME-BY-GAME INDIVIDUAL RECEIVING STATISTICS

KYLE PHILIPS (WR)

Date	Opp	GP	/	GS	No	Yds	Avg	Lg	TD
Sept 10	@ NO			IR	0	0	-	0	0
Sept 17	LAC			IR	0	0	-	0	0
Sept 24	@ CLE			IR	0	0	-	0	0
Oct 1	CIN			IR	0	0	-	0	0
Oct 8	@ IND			p	0	0	-	0	0
Oct 15	BAL			p	1	6	6.0	6	0
Oct 29	ATL			p	3	24	8.0	10	0
Nov 2	@ PIT			p	4	68	17.0	24	0
Nov 12	@ TB			p	3	61	20.3	29	0
Nov 19	@ JAX			p	1	10	10.0	10	0
Nov 26	CAR			p	1	-3	-3.0	-3	0
Dec 3	IND			IA	0	0	-	0	0
Dec 11	@ MIA			p	0	0	-	0	0
Dec 17	HOU			IA	0	0	-	0	0
Dec 24	SEA			IA	0	0	-	0	0
Dec 31	@ HOU			IA	0	0	-	0	0
Jan 7	JAX			p	2	15	7.5	10	0
2023 Totals		9	/	0	15	181	12.1	29	0

TYJAE SPEARS (RB)

Date	Opp	GP	/	GS	No	Yds	Avg	Lg	TD
Sept 11	@ NO			p	1	1	1.0	1	0
Sept 17	LAC			p	2	6	3.0	4	0
Sept 24	@ CLE			p	4	3	0.8	5	0
Oct 1	CIN			p	3	18	6.0	9	0
Oct 8	@ IND			p	4	35	8.8	14	0
Oct 15	BAL			p	1	48	48.0	48	0
Oct 29	ATL			p	3	9	3.0	5	0
Nov 2	@ PIT			p	4	4	1.0	8	0
Nov 12	@ TB			p	4	42	10.5	15	0
Nov 19	@ JAX			p	2	12	6.0	6	0
Nov 26	CAR			p	1	1	1.0	1	0
Dec 3	IND			p	4	13	3.3	7	0
Dec 11	@ MIA			p	6	89	14.8	30	0
Dec 17	HOU			p	1	7	7	7	0
Dec 24	SEA			p	5	27	5.4	13	0
Dec 31	@ HOU			S	4	29	7.3	10	0
Jan 7	JAX			p	3	41	13.7	28t	1
2023 Totals		17	/	1	52	385	7.4	48	1

KEVIN RADER (TE)

Date	Opp	GP	/	GS	No	Yds	Avg	Lg	TD
Sept 10	@ NO			PS	0	0	-	0	0
Sept 17	LAC			PS	0	0	-	0	0
Sept 24	@ CLE			PS	0	0	-	0	0
Oct 1	CIN			p	0	0	-	0	0
Oct 8	@ IND			p	0	0	-	0	0
Oct 15	BAL			p	0	0	-	0	0
Oct 29	ATL			p	0	0	-	0	0
Nov 2	@ PIT			p	0	0	-	0	0
Nov 12	@ TB			p	0	0	-	0	0
Nov 19	@ JAX			p	0	0	-	0	0
Nov 26	CAR			p	0	0	-	0	0
Dec 3	IND			p	0	0	-	0	0
Dec 11	@ MIA			p	0	0	-	0	0
Dec 17	HOU			p	0	0	-	0	0
Dec 24	SEA			p	0	0	-	0	0
Dec 31	@ HOU			p	1	6	6.0	6	0
Jan 7	JAX			p	0	0	-	0	0
2023 Totals		14	/	0	1	6	6.0	6	0

NICK WESTBROOK-IKHINE (WR)

Date	Opp	GP	/	GS	No	Yds	Avg	Lg	TD
Sept 10	@ NO			p	4	58	14.5	24	0
Sept 17	LAC			S	3	25	8.3	14	1
Sept 24	@ CLE			p	0	0	-	0	0
Oct 1	CIN			S	5	51	10.2	22	1
Oct 8	@ IND			S	1	9	9.0	9	0
Oct 15	BAL			S	3	25	8.3	10	0
Oct 29	ATL			p	1	33	33.0	33t	1
Nov 2	@ PIT			p	1	23	23.0	23	0
Nov 12	@ TB			p	1	9	9.0	9	0
Nov 19	@ JAX			S	1	7	7.0	7	0
Nov 26	CAR			S	4	41	10.3	18	0
Dec 3	IND			S	1	28	28.0	28	0
Dec 11	@ MIA			S	2	28	14.0	23	0
Dec 17	HOU			S	1	33	33	33	0
Dec 24	SEA				0	0	-	0	0
Dec 31	@ HOU				0	0	-	0	0
Jan 7	JAX				0	0	-	0	0
2023 Totals		14	/	9	28	370	13.2	33t	3

TREVON WESCO (TE)

Date	Opp	GP	/	GS	No	Yds	Avg	Lg	TD
Sept 10	@ NO			S	0	0	-	0	0
Sept 17	LAC			p	0	0	-	0	0
Sept 24	@ CLE			S	0	0	-	0	0
Oct 1	CIN			S	0	0	-	0	0
Oct 8	@ IND			p	1	21	21.0	21	0
Oct 15	BAL			S	0	0	-	0	0
Oct 29	ATL			S	0	0	-	0	0
Nov 2	@ PIT			S	0	0	-	0	0
Nov 12	@ TB			S	0	0	-	0	0
Nov 19	@ JAX			S	0	0	-	0	0
Nov 26	CAR			S	0	0	-	0	0
Dec 3	IND			p	0	0	-	0	0
Dec 11	@ MIA			S	0	0	-	0	0
Dec 17	HOU			p	0	0	-	0	0
Dec 24	SEA			IA	0	0	-	0	0
Dec 31	@ HOU			IA	0	0	-	0	0
Jan 7	JAX			p	0	0	-	0	0
2023 Totals		15	/	10	1	21	21.0	21	0

JOSH WHYLE (TE)

Date	Opp	GP	/	GS	No	Yds	Avg	Lg	TD
Sept 10	@ NO			p	0	0	-	0	0
Sept 17	LAC			p	0	0	-	0	0
Sept 24	@ CLE			p	0	0	-	0	0
Oct 1	CIN			p	2	26	13.0	24	1
Oct 8	@ IND			S	1	7	7.0	7	0
Oct 15	BAL			p	1	11	11.0	11	0
Oct 29	ATL			IA	0	0	-	0	0
Nov 2	@ PIT			p	0	0	-	0	0
Nov 12	@ TB			S	2	16	8.0	10	0
Nov 19	@ JAX			S	1	7	7.0	7	0
Nov 26	CAR			p	1	11	11.0	11	0
Dec 3	IND			p	1	16	16.0	16	0
Dec 11	@ MIA			IA	0	0	-	0	0
Dec 17	HOU			IA	0	0	-	0	0
Dec 24	SEA			DNP	0	0	-	0	0
Dec 31	@ HOU				0	0	-	0	0
Jan 7	JAX				0	0	-	0	0
2023 Totals		11	/	3	9	94	10.4	24	1

Other receivers: DT J. Simmons (1 rec, 2 yds, TD @ JAX, 11/19)



2023 TITANS GAME-BY-GAME INDIVIDUAL PUNTING STATISTICS

RYAN STONEHOUSE

Date	Opp	GP	/	GS	No.	Yds	Avg	Ret	Yds	R Avg	TB	In	Lg	Blk	Net
Sept 10	@ NO			p	3	107	35.7	2	6	3.0	0	1	62	0	33.7
Sept 17	LAC			p	5	306	61.2	4	63	15.8	1	0	63	0	44.6
Sept 24	@ CLE			p	7	374	53.4	2	11	5.5	2	4	74	0	46.1
Oct 1	CIN			p	2	93	46.5	1	2	2.0	0	2	48	0	45.5
Oct 8	@ IND			p	1	43	43.0	1	5	5.0	0	0	43	0	38.0
Oct 15	BAL			p	5	263	52.6	3	91	30.3	0	2	57	0	34.4
Oct 29	ATL			p	8	420	52.5	1	6	6.0	2	6	72	0	46.8
Nov 2	@ PIT			p	3	171	57.0	2	13	6.5	0	3	61	0	52.7
Nov 12	@ TB			p	4	227	56.8	2	15	7.5	1	2	62	0	48.0
Nov 19	@ JAX			p	4	214	53.5	0	0	-	1	2	73	0	48.5
Nov 26	CAR			p	7	376	53.7	2	9	4.5	2	5	71	0	46.7
Dec 3	IND			p	4	218	54.5	2	22	11.0	1	1	63	1	35.2
2023 Totals		12	/	0	53	2,812	53.1	22	243	11.0	10	28	74	1	43.9

TY ZENTNER

Date	Opp	GP	/	GS	No.	Yds	Avg	Ret	Yds	R Avg	TB	In	Lg	Blk	Net
Dec 11	@ MIA			p	5	244	48.8	0	0	-	1	2	53	0	44.8
Dec 17	HOU			p	8	362	45.3	2	33	16.5	1	1	58	0	38.6
Dec 24	SEA			p	3	117	39.0	0	0	-	0	2	47	0	39.0
Dec 31	@ HOU			p	5	248	49.6	2	30	15.0	0	2	64	0	43.6
Jan 7	JAX			p	3	144	48.0	2	19	9.5	0	1	50	0	41.7
2023 Totals		12	/	0	53	2,812	53.1	22	243	11.0	10	28	74	1	43.9

Other Punters: N. Folk (2 punts for 81 yards vs IND, 12/3)

2023 TITANS GAME-BY-GAME INDIVIDUAL RETURN STATISTICS

ERIC GARROR (DB)				PUNT RETURNS						KICKOFF RETURNS					
Date	Opp	GP	/	GS	No.	FC	Yds	Avg	Lg	TD	No.	Yds	Avg	Lg	TD
Sept 10	@ NO			PS	0	0	0	-	0	0	0	0	-	0	0
Sept 17	LAC			p	0	0	0	-	0	0	0	0	-	0	0
Sept 24	@ CLE			PS	0	0	0	-	0	0	0	0	-	0	0
Oct 1	CIN			PS	0	0	0	-	0	0	0	0	-	0	0
Oct 8	@ IND			PS	0	0	0	-	0	0	0	0	-	0	0
Oct 15	BAL			PS	0	0	0	-	0	0	0	0	-	0	0
Oct 29	ATL			S	5	1	32	6.4	15	0	0	0	-	0	0
Nov 2	@ PIT			p	2	1	7	3.5	8	0	0	0	-	0	0
Nov 12	@ TB			p	3	1	23	7.7	15	0	0	0	-	0	0
Nov 19	@ JAX			p	1	0	15	15.0	15	0	0	0	-	0	0
Nov 26	CAR			p	2	1	16	8.0	11	0	0	0	-	0	0
Dec 3	IND			p	4	0	36	9.0	15	0	0	0	-	0	0
Dec 11	@ MIA			p	4	1	30	7.5	14	0	0	0	-	0	0
Dec 17	HOU			p	0	0	0	-	0	0	0	0	-	0	0
Dec 24	SEA			S	0	0	0	-	0	0	0	0	-	0	0
Dec 31	@ HOU			S	0	0	0	-	0	0	0	0	-	0	0
Jan 7	JAX			S	0	0	0	-	0	0	0	0	-	0	0
2023 Totals		12	/	4	21	5	159	7.6	15	0	0	0	-	0	0

KEARIS JACKSON (WR)				PUNT RETURNS						KICKOFF RETURNS					
Date	Opp	GP	/	GS	No.	FC	Yds	Avg	Lg	TD	No.	Yds	Avg	Lg	TD
Sept 10	@ NO			p	4	0	37	9.3	14	0	0	0	-	0	0
Sept 17	LAC			p	2	3	11	5.5	11	0	0	0	-	0	0
2023 Totals		2	/	0	6	3	48	8.0	14	0	0	0	-	0	0

MASON KINSEY (WR)				PUNT RETURNS						KICKOFF RETURNS					
Date	Opp	GP	/	GS	No.	FC	Yds	Avg	Lg	TD	No.	Yds	Avg	Lg	TD
Sept 10	@ NO			PS	0	0	0	-	0	0	0	0	-	0	0
Sept 17	LAC			PS	0	0	0	-	0	0	0	0	-	0	0
Sept 24	@ CLE			p	1	1	13	13.0	13	0	0	0	-	0	0
Oct 1	CIN			p	3	0	37	12.3	21	0	0	0	-	0	0
Dec 17	HOU			p	4	1	17	4.3	6	0	0	0	-	0	0
Dec 24	SEA			p	1	2	11	11.0	11	0	0	0	-	0	0
Dec 31	@ HOU			p	2	1	22	11.0	13	0	0	0	-	0	0
Jan 7	JAX			p	0	1	0	-	0	0	0	0	-	0	0
2023 Totals		6	/	0	11	6	100	9.1	21	0	0	0	-	0	0



2023 TITANS GAME-BY-GAME INDIVIDUAL RETURN STATISTICS

CHRIS MOORE (WR)					PUNT RETURNS					KICKOFF RETURNS					
Date	Opp	GP	/	GS	No	FC	Yds	Avg	Lg	TD	No	Yds	Avg	Lg	TD
Sept 10	@ NO			p	0	0	0	-	0	0	0	0	-	0	0
Sept 17	LAC			p	0	0	0	-	0	0	0	0	-	0	0
Sept 24	@ CLE			p	0	0	0	-	0	0	0	0	-	0	0
Oct 1	CIN			S	0	0	0	-	0	0	0	0	-	0	0
Oct 8	@ IND			p	0	0	0	-	0	0	0	0	-	0	0
Oct 15	BAL			S	0	0	0	-	0	0	0	0	-	0	0
Oct 29	ATL			p	0	0	0	-	0	0	0	0	-	0	0
Nov 2	@ PIT			p	0	0	0	-	0	0	0	0	-	0	0
Nov 12	@ TB			p	0	0	0	-	0	0	0	0	-	0	0
Nov 19	@ JAX			p	0	0	0	-	0	0	1	21	21.0	21	0
Nov 26	CAR			p	0	0	0	-	0	0	0	0	-	0	0
Dec 3	IND			p	0	0	0	-	0	0	0	0	-	0	0
Dec 11	@ MIA			p	0	0	0	-	0	0	1	23	23.0	23	0
Dec 17	HOU			p	0	0	0	-	0	0	1	19	19.0	19	0
Dec 24	SEA			p	0	0	0	-	0	0	1	26	26.0	26	0
Dec 31	@ HOU			p	0	0	0	-	0	0	0	0	-	0	0
Jan 7	JAX			S	0	0	0	-	0	0	0	0	-	0	0
2023 Totals		17	/	3	0	0	0	-	0	0	4	89	22.3	26	0

KYLE PHILIPS (WR)					PUNT RETURNS					KICKOFF RETURNS					
Date	Opp	GP	/	GS	No	FC	Yds	Avg	Lg	TD	No	Yds	Avg	Lg	TD
Oct 8	@ IND			p	1	0	12	12.0	12	0	0	0	-	0	0
Oct 15	BAL			p	3	0	11	3.7	11	0	0	0	-	0	0
Oct 29	ATL			p	0	0	0	-	0	0	1	13	13.0	13	0
Nov 2	@ PIT			p	0	0	0	-	0	0	0	0	-	0	0
Nov 12	@ TB			p	0	0	0	-	0	0	0	0	-	0	0
Nov 19	@ JAX			p	0	0	0	-	0	0	0	0	-	0	0
Nov 26	CAR			p	0	0	0	-	0	0	0	0	-	0	0
Dec 11	@ MIA			p	0	0	0	-	0	0	0	0	-	0	0
Jan 7	JAX			p	0	0	0	-	0	0	0	0	-	0	0
2023 Totals		9	/	0	4	0	23	5.8	12	0	1	13	13.0	13	0

TYJAE SPEARS (RB)					PUNT RETURNS					KICKOFF RETURNS					
Date	Opp	GP	/	GS	No	FC	Yds	Avg	Lg	TD	No	Yds	Avg	Lg	TD
Sept 10	@ NO			p	0	0	0	-	0	0	0	0	-	0	0
Sept 17	LAC			p	0	0	0	-	0	0	0	0	-	0	0
Sept 24	@ CLE			p	0	0	0	-	0	0	1	21	21.0	21	0
Oct 1	CIN			p	0	0	0	-	0	0	1	16	16.0	16	0
Oct 8	@ IND			p	0	0	0	-	0	0	1	12	12.0	12	0
Oct 15	BAL			p	0	0	0	-	0	0	0	0	-	0	0
Oct 29	ATL			p	0	0	0	-	0	0	0	0	-	0	0
Nov 2	@ PIT			p	0	0	0	-	0	0	2	46	23.0	29	0
Nov 12	@ TB			p	0	0	0	-	0	0	0	0	-	0	0
Nov 19	@ JAX			p	0	0	0	-	0	0	4	81	20.3	26	0
Nov 26	CAR			p	0	0	0	-	0	0	2	54	27.0	33	0
Dec 3	IND			p	0	0	0	-	0	0	2	40	20.0	20	0
Dec 11	@ MIA			p	0	0	0	-	0	0	0	0	-	0	0
Dec 17	HOU			p	0	0	0	-	0	0	0	0	-	0	0
Dec 24	SEA			p	0	0	0	-	0	0	0	0	-	0	0
Dec 31	@ HOU			S	0	0	0	-	0	0	0	0	-	0	0
Jan 7	JAX			p	0	0	0	-	0	0	0	0	-	0	0
2023 Totals		17	/	1	0	0	0	-	0	0	13	270	20.8	33	0

Other returners: (none)



2023 TITANS GAME-BY-GAME INDIVIDUAL DEFENSIVE STATISTICS

AZEEZ AL-SHAIR (LB)					TACKLES ...							INTERCEPTIONS ...					FUMBLES ...			SpT	
Date	Opp	GP	/	GS	Tot	Solo	Asst	Sk	Yds	QBP	TFL	No	Yds	Lg	TD	PD	FF	FR	Yds	SpT	
Sept 10	@ NO			S	6	2	4	0.0	0.0	0	0	0	0	0	0	0	0	0	0	0	0
Sept 17	LAC			S	8	5	3	0.0	0.0	0	0	0	0	0	0	0	0	0	0	0	0
Sept 24	@ CLE			S	9	3	6	1.0	2.0	2	2	0	0	0	0	0	0	0	0	0	0
Oct 1	CIN			S	9	5	4	0.0	0.0	2	1	0	0	0	0	2	0	0	0	0	0
Oct 8	@ IND			S	15	7	8	0.0	0.0	0	0	0	0	0	0	0	0	0	0	0	0
Oct 15	BAL			S	15	9	6	0.0	0.0	1	0	0	0	0	0	0	0	0	0	0	0
Oct 29	ATL			S	11	7	4	0.0	0.0	1	1	0	0	0	0	0	0	1	0	0	0
Nov 2	@ PIT			S	10	2	8	0.0	0.0	0	0	0	0	0	0	1	0	0	0	0	0
Nov 12	@ TB			S	6	0	6	0.0	0.0	0	0	0	0	0	0	0	0	0	0	0	0
Nov 19	@ JAX			S	5	3	2	0.0	0.0	0	0	0	0	0	0	1	0	0	0	0	0
Nov 26	CAR			S	8	6	2	0.0	0.0	0	0	0	0	0	0	0	0	0	0	0	0
Dec 3	IND			S	12	8	4	1.0	0.0	2	0	0	0	0	0	0	0	0	0	0	0
Dec 11	@ MIA			S	10	7	3	0.0	0.0	1	0	0	0	0	0	0	0	0	0	0	0
Dec 17	HOU			S	13	7	6	0.0	0.0	1	2	0	0	0	0	0	0	0	0	0	0
Dec 24	SEA			S	8	4	4	0.0	0.0	1	2	0	0	0	0	0	0	0	0	0	0
Dec 31	@ HOU			S	8	2	6	0.0	0.0	0	0	0	0	0	0	0	0	0	0	0	0
Jan 7	JAX			S	10	7	3	0.0	0.0	0	1	0	0	0	0	0	0	0	0	0	0
2023 Totals		17	/	17	163	84	79	2.0	2.0	11	9	0	0	0	0	4	0	1	0	0	0

DENICO AUTRY (DL)					TACKLES ...							INTERCEPTIONS ...					FUMBLES ...			SpT	
Date	Opp	GP	/	GS	Tot	Solo	Asst	Sk	Yds	QBP	TFL	No	Yds	Lg	TD	PD	FF	FR	Yds	SpT	
Sept 10	@ NO			S	5	4	1	1.5	10.5	6	1	0	0	0	0	0	0	0	0	0	0
Sept 17	LAC			S	3	3	0	1.0	7.0	2	1	0	0	0	0	0	0	0	0	0	0
Sept 24	@ CLE			p	2	2	0	1.0	16.0	3	1	0	0	0	0	0	1	0	0	0	0
Oct 1	CIN			S	4	0	4	0.5	4.0	2	0	0	0	0w	0	0	0	0	0	0	0
Oct 8	@ IND			S	2	0	2	0.0	0.0	3	0	0	0	0	0	0	0	0	0	0	0
Oct 15	BAL			S	4	2	2	0.0	0.0	2	1	0	0	0	0	0	0	0	0	0	0
Oct 29	ATL			S	4	1	3	1.0	10.0	3	1	0	0	0	0	2	0	0	0	0	0
Nov 2	@ PIT			S	3	1	2	0.0	0.0	1	0	0	0	0	0	1	0	0	0	0	0
Nov 12	@ TB			S	3	3	0	1.0	1.0	5	1	0	0	0	0	0	0	0	0	0	0
Nov 19	@ JAX			p	1	1	0	0.0	0.0	3	1	0	0	0	0	0	0	0	0	0	0
Nov 26	CAR			S	3	3	0	2.0	17.0	7	3	0	0	0	0	0	0	0	0	0	0
Dec 3	IND			S	4	3	1	1.0	3.0	5	0	0	0	0	0	1	1	0	0	0	0
Dec 11	@ MIA			S	2	2	0	0.0	0.0	4	0	0	0	0	0	0	0	0	0	0	0
Dec 17	HOU			S	4	4	0	2.0	19.0	4	2	0	0	0	0	0	0	0	0	0	0
Dec 24	SEA			S	4	0	4	0.5	0.0	5	0	0	0	0	0	0	0	0	0	0	0
Dec 31	@ HOU			S	1	1	0	0.0	0.0	1	0	0	0	0	0	0	0	0	0	0	0
Jan 7	JAX			p	1	0	1	0.0	0.0	2	0	0	0	0	0	0	0	0	0	0	0
2023 Totals		17	/	14	50	30	20	11.5	87.5	58	12	0	0	0	0	4	2	0	0	0	0

MIKE BROWN (S)					TACKLES ...							INTERCEPTIONS ...					FUMBLES ...			SpT	
Date	Opp	GP	/	GS	Tot	Solo	Asst	Sk	Yds	QBP	TFL	No	Yds	Lg	TD	PD	FF	FR	Yds	SpT	
Sept 10	@ NO			p	0	0	0	0.0	0.0	0	0	0	0	0	0	0	0	0	0	0	0
Sept 17	LAC			p	0	0	0	0.0	0.0	0	0	0	0	0	0	1	0	0	0	0	0
Sept 24	@ CLE			p	0	0	0	0	0.0	0	0	0	0	0	0	0	0	0	0	0	0
Oct 1	CIN			IR	0	0	0	0.0	0.0	0	0	0	0	0	0	0	0	0	0	0	0
Oct 8	@ IND			IR	0	0	0	0.0	0.0	0	0	0	0	0	0	0	0	0	0	0	0
Oct 15	BAL			IR	0	0	0	0.0	0.0	0	0	0	0	0	0	0	0	0	0	0	0
Oct 29	ATL			IR	0	0	0	0.0	0.0	0	0	0	0	0	0	0	0	0	0	0	0
Nov 2	@ PIT			IR	0	0	0	0.0	0.0	0	0	0	0	0	0	0	0	0	0	0	0
Nov 12	@ TB			IR	0	0	0	0.0	0.0	0	0	0	0	0	0	0	0	0	0	0	0
Nov 19	@ JAX			p	2	1	1	0.0	0.0	0	0	0	0	0	0	0	0	0	0	0	0
Nov 26	CAR			p	0	0	0	0.0	0.0	0	0	0	0	0	0	0	0	0	0	0	0
Dec 3	IND			p	0	0	0	0.0	0.0	0	0	0	0	0	0	0	0	0	0	0	0
Dec 11	@ MIA			IA	0	0	0	0.0	0.0	0	0	0	0	0	0	0	0	0	0	0	0
Dec 17	HOU			IA	0	0	0	0.0	0.0	0	0	0	0	0	0	0	0	0	0	0	0
Dec 24	SEA			S	4	3	1	0.0	0.0	1	0	0	0	0	0	0	0	0	0	0	0
Dec 31	@ HOU			p	1	1	0	0.0	0.0	0	0	0	0	0	0	0	0	0	0	0	0
Jan 7	JAX			p	0	0	0	0.0	0.0	0	0	0	0	0	0	0	0	0	0	0	0
2023 Totals		9	/	1	7	5	2	0.0	0.0	1	0	0	0	0	0	1	0	0	0	0	0



2023 TITANS GAME-BY-GAME INDIVIDUAL DEFENSIVE STATISTICS

KEVIN BYARD (S)

Date	Opp	GP	/	GS	TACKLES ...						INTERCEPTIONS ...					FUMBLES ...			SpT			
					Tot	Solo	Asst	Sk	Yds	QBP	TFL	No	Yds	Lg	TD	PD	FF	FR		Yds		
Sept 10	@ NO			S	8	5	3	0.0	0.0	0	0	0	0	0	0	0	0	0	0	0	0	0
Sept 17	LAC			S	12	7	5	0.0	0.0	0	0	0	0	0	0	0	0	0	0	0	0	0
Sept 24	@ CLE			S	2	1	1	0.0	0.0	0	0	0	0	0	0	0	0	0	0	0	0	0
Oct 1	CIN			S	6	6	0	0.0	0.0	1	0	0	0	0	0	0	0	0	1	0	0	0
Oct 8	@ IND			S	9	3	6	0.0	0.0	0	0	0	0	0	0	0	0	0	0	0	0	0
Oct 15	BAL			S	10	8	2	0.0	0.0	0	0	0	0	0	0	0	0	0	0	0	0	0
2023 Totals		6	/	6	47	30	17	0.0	0.0	1	0	0	0	0	0	0	0	0	1	0	0	0

KEONDRE COBURN (DT)

Date	Opp	GP	/	GS	TACKLES ...						INTERCEPTIONS ...					FUMBLES ...			SpT			
					Tot	Solo	Asst	Sk	Yds	QBP	TFL	No	Yds	Lg	TD	PD	FF	FR		Yds		
Dec 17	HOU			p	1	0	1	0.0	0.0	1	0	0	0	0	0	0	0	0	0	0	0	0
Dec 24	SEA			p	1	0	1	0.0	0.0	1	0	0	0	0	0	0	0	0	0	0	0	0
Dec 31	@ HOU			p	4	2	2	0.0	0.0	1	0	0	0	0	0	0	0	0	0	0	0	0
Jan 7	JAX			p	1	0	1	0.0	0.0	0	0	0	0	0	0	0	0	0	0	0	0	0
2023 Totals		4	/	0	7	2	5	0.0	0.0	3	0	0	0	0	0	0	0	0	0	0	0	0

MARLON DAVIDSON (DL)

Date	Opp	GP	/	GS	TACKLES ...						INTERCEPTIONS ...					FUMBLES ...			SpT			
					Tot	Solo	Asst	Sk	Yds	QBP	TFL	No	Yds	Lg	TD	PD	FF	FR		Yds		
Dec 11	@ MIA			p	1	0	1	0.0	0.0	0	0	0	0	0	0	0	0	0	0	0	0	0
Dec 17	HOU			p	2	2	0	1.0	8.0	1	1	0	0	0	0	0	0	0	0	0	0	0
Dec 24	SEA			S	2	1	1	0.0	0.0	3	1	0	0	0	0	0	0	0	0	0	0	0
Dec 31	@ HOU			S	2	2	0	0.0	0.0	0	0	0	0	0	0	0	0	0	0	0	0	0
Jan 7	JAX			S	3	1	2	0.0	0.0	0	0	0	0	0	0	0	0	0	0	0	0	0
2023 Totals		5	/	3	10	6	4	1.0	8.0	4	2	0	0	0	0	0	0	0	0	0	0	0

JOJO DOMANN (LB)

Date	Opp	GP	/	GS	TACKLES ...						INTERCEPTIONS ...					FUMBLES ...			SpT			
					Tot	Solo	Asst	Sk	Yds	QBP	TFL	No	Yds	Lg	TD	PD	FF	FR		Yds		
Dec 11	@ MIA			p	0	0	0	0.0	0.0	0	0	0	0	0	0	0	0	0	0	0	0	1
Dec 17	HOU			p	0	0	0	0.0	0.0	0	0	0	0	0	0	0	0	0	0	0	0	1
Dec 24	SEA			p	0	0	0	0.0	0.0	0	0	0	0	0	0	0	0	0	0	0	0	0
Dec 31	@ HOU			p	0	0	0	0.0	0.0	0	0	0	0	0	0	0	0	0	0	0	0	0
Jan 7	JAX			p	0	0	0	0.0	0.0	0	0	0	0	0	0	0	0	0	0	0	0	1
2023 Totals		5	/	0	0	0	0	0.0	0.0	0	0	0	0	0	0	0	0	0	0	0	0	3

TERRELL EDMUNDS (S)

Date	Opp	GP	/	GS	TACKLES ...						INTERCEPTIONS ...					FUMBLES ...			SpT			
					Tot	Solo	Asst	Sk	Yds	QBP	TFL	No	Yds	Lg	TD	PD	FF	FR		Yds		
Oct 29	ATL			p	1	1	0	0.0	0.0	0	0	0	0	0	0	0	0	0	0	0	0	1
Nov 2	@ PIT			S	4	4	0	0.0	0.0	0	0	0	0	0	0	0	0	0	0	0	0	0
Nov 12	@ TB			p	0	0	0	0.0	0.0	1	0	0	0	0	0	0	0	0	0	0	0	0
Nov 19	@ JAX			p	4	3	1	1.0	1.0	1	1	0	0	0	0	0	0	0	0	0	0	1
Nov 26	CAR			IA	0	0	0	0.0	0.0	0	0	0	0	0	0	0	0	0	0	0	0	0
Dec 3	IND			IA	0	0	0	0.0	0.0	0	0	0	0	0	0	0	0	0	0	0	0	0
Dec 11	@ MIA			p	0	0	0	0.0	0.0	0	0	0	0	0	0	0	0	0	0	0	0	0
Dec 17	HOU			p	1	1	0	1.0	10.0	1	1	0	0	0	0	0	0	0	0	0	0	1
Dec 24	SEA			p	1	0	1	0.5	0.0	2	0	0	0	0	0	1	0	0	0	0	0	0
Dec 31	@ HOU			p	0	0	0	0.0	0.0	0	0	0	0	0	0	0	0	0	0	0	0	1
Jan 7	JAX			p	4	3	1	0.0	0.0	0	0	1	2	2	0	1	0	0	0	0	0	1
2023 Totals		9	/	1	15	12	3	2.5	11.0	5	2	1	2	2	0	2	0	0	0	0	0	5

KRISTIAN FULTON (CB)

Date	Opp	GP	/	GS	TACKLES ...						INTERCEPTIONS ...					FUMBLES ...			SpT			
					Tot	Solo	Asst	Sk	Yds	QBP	TFL	No	Yds	Lg	TD	PD	FF	FR		Yds		
Sept 10	@ NO			S	2	2	0	0.0	0.0	0	0	0	0	0	0	0	0	0	0	0	0	0
Sept 17	LAC			IA	0	0	0	0.0	0.0	0	0	0	0	0	0	0	0	0	0	0	0	0
Sept 24	@ CLE			S	9	7	2	0.0	0.0	0	1	0	0	0	0	0	0	0	0	0	0	0
Oct 1	CIN			S	2	2	0	0.0	0.0	0	0	0	0	0	1	0	0	0	0	0	0	0
Oct 8	@ IND			S	7	6	1	0.0	0.0	0	0	0	0	0	1	0	0	0	0	0	0	0
Oct 15	BAL			S	4	3	1	0.0	0.0	0	0	0	0	0	1	0	0	0	0	0	0	0
Oct 29	ATL			S	9	5	4	0.0	0.0	0	0	0	0	0	1	0	0	0	0	0	0	0
Nov 2	@ PIT			S	5	4	1	0.0	0.0	0	1	0	0	0	1	0	0	0	0	0	0	0
Nov 12	@ TB			S	1	1	0	0.0	0.0	0	0	0	0	0	0	0	0	0	0	0	0	0
Nov 19	@ JAX			S	5	5	0	0.0	0.0	0	0	0	0	0	0	0	0	0	0	0	0	0
Nov 26	CAR			S	1	1	0	0.0	0.0	0	0	0	0	0	0	0	0	0	0	0	0	0
Dec 3	IND			S	1	1	0	0.0	0.0	0	0	0	0	0	0	0	0	0	0	0	0	0
Dec 11	@ MIA			IA	0	0	0	0.0	0.0	0	0	0	0	0	0	0	0	0	0	0	0	0
2023 Totals		11	/	11	46	37	9	0.0	0.0	0	2	0	0	0	5	0	0	0	0	0	0	0



2023 TITANS GAME-BY-GAME INDIVIDUAL DEFENSIVE STATISTICS

ERIC GARROR (DB)

Date	Opp	GP	/	GS	TACKLES ...						INTERCEPTIONS ...					FUMBLES ...			SpT		
					Tot	Solo	Asst	Sk	Yds	QBP	TFL	No	Yds	Lg	TD	PD	FF	FR		Yds	
Sept 10	@ NO			PS	0	0	0	0.0	0.0	0	0	0	0	0	0	0	0	0	0	0	0
Sept 17	LAC			p	0	0	0	0.0	0.0	0	0	0	0	0	0	0	0	0	0	0	0
Sept 24	@ CLE			PS	0	0	0	0.0	0.0	0	0	0	0	0	0	0	0	0	0	0	0
Oct 1	CIN			PS	0	0	0	0.0	0.0	0	0	0	0	0	0	0	0	0	0	0	0
Oct 8	@ IND			PS	0	0	0	0.0	0.0	0	0	0	0	0	0	0	0	0	0	0	0
Oct 15	BAL			PS	0	0	0	0.0	0.0	0	0	0	0	0	0	0	0	0	0	0	0
Oct 29	ATL			S	4	4	0	0.0	0.0	1	0	0	0	0	0	0	0	0	0	0	0
Nov 2	@ PIT			p	1	1	0	0.0	0.0	0	0	0	0	0	0	0	0	0	0	0	0
Nov 12	@ TB			p	5	4	1	0.0	0.0	1	1	0	0	0	0	0	0	0	0	0	0
Nov 19	@ JAX			p	2	1	1	0.0	0.0	0	0	0	0	0	0	0	0	0	0	0	0
Nov 26	CAR			p	0	0	0	0.0	0.0	0	0	0	0	0	0	0	0	0	0	0	0
Dec 3	IND			p	0	0	0	0.0	0.0	0	0	0	0	0	0	0	0	0	0	0	0
Dec 11	@ MIA			p	1	1	0	0.0	0.0	0	0	0	0	0	0	0	0	0	0	0	0
Dec 17	HOU			p	3	3	0	0.0	0.0	0	0	0	0	0	1	0	0	0	0	0	0
Dec 24	SEA			S	2	2	0	0.0	0.0	0	0	0	0	0	1	0	0	0	0	0	0
Dec 31	@ HOU			S	2	2	0	0.0	0.0	0	0	0	0	0	0	0	0	0	0	0	0
Jan 7	JAX			S	2	1	1	0.0	0.0	0	0	0	0	0	0	0	0	0	0	0	0
2023 Totals		12	/	4	22	19	3	0.0	0.0	2	1	0	0	0	0	2	0	0	0	0	0

JACK GIBBENS (LB)

Date	Opp	GP	/	GS	TACKLES ...						INTERCEPTIONS ...					FUMBLES ...			SpT		
					Tot	Solo	Asst	Sk	Yds	QBP	TFL	No	Yds	Lg	TD	PD	FF	FR		Yds	
Sept 10	@ NO			S	6	5	1	0.0	0.0	0	1	0	0	0	0	0	0	0	0	0	1
Sept 17	LAC			S	5	3	2	0.0	0.0	0	0	0	0	0	0	0	0	0	0	0	0
Sept 24	@ CLE			S	7	4	3	0.0	0.0	2	0	0	0	0	0	0	0	0	0	1	1
Oct 1	CIN			S	10	4	6	0.0	0.0	0	0	0	0	0	1	0	0	0	0	0	0
Oct 8	@ IND			S	10	7	3	0.0	0.0	0	0	0	0	0	0	0	0	0	0	0	0
Oct 15	BAL			S	9	6	3	0.0	0.0	1	0	0	0	0	0	0	0	0	0	0	0
Oct 29	ATL			S	5	3	2	1.0	9.0	1	1	0	0	0	0	0	0	0	0	0	0
Nov 2	@ PIT			S	6	4	2	0.0	0.0	0	0	0	0	0	0	0	0	0	0	0	0
Nov 12	@ TB			S	2	0	2	0.0	0.0	0	0	0	0	0	0	0	0	0	0	0	0
Nov 19	@ JAX			p	4	1	3	0.0	0.0	0	0	0	0	0	0	0	0	0	0	0	0
Nov 26	CAR			S	2	2	0	0.0	0.0	1	0	0	0	0	0	1	0	0	0	0	0
Dec 3	IND			S	13	9	4	0.0	0.0	1	0	0	0	0	0	1	0	0	0	0	0
Dec 11	@ MIA			S	5	3	2	0.0	0.0	0	0	0	0	0	0	0	0	0	0	1	1
Dec 17	HOU			S	8	3	5	0.0	0.0	1	1	0	0	0	0	0	0	0	0	0	0
2023 Totals		14	/	13	92	54	38	1.0	9.0	7	3	0	0	0	0	3	0	0	0	3	3

LUKE GIFFORD (LB)

Date	Opp	GP	/	GS	TACKLES ...						INTERCEPTIONS ...					FUMBLES ...			SpT		
					Tot	Solo	Asst	Sk	Yds	QBP	TFL	No	Yds	Lg	TD	PD	FF	FR		Yds	
Sept 10	@ NO			p	0	0	0	0.0	0.0	0	0	0	0	0	0	0	0	0	0	0	0
Sept 17	LAC			p	0	0	0	0.0	0.0	0	0	0	0	0	0	0	0	0	0	0	1
Sept 24	@ CLE			S	0	0	0	0.0	0.0	0	0	0	0	0	0	0	0	0	0	0	2
Oct 1	CIN			IA	0	0	0	0.0	0.0	0	0	0	0	0	0	0	0	0	0	0	0
Oct 8	@ IND			IA	0	0	0	0.0	0.0	0	0	0	0	0	0	0	0	0	0	0	0
Oct 15	BAL			IA	0	0	0	0.0	0.0	0	0	0	0	0	0	0	0	0	0	0	0
Oct 29	ATL			p	0	0	0	0.0	0.0	0	0	0	0	0	0	0	0	0	0	0	0
Nov 2	@ PIT			p	0	0	0	0.0	0.0	0	0	0	0	0	0	0	0	0	0	0	0
Nov 12	@ TB			p	0	0	0	0.0	0.0	0	0	0	0	0	0	0	0	0	0	0	1
Nov 19	@ JAX			p	0	0	0	0.0	0.0	0	0	0	0	0	0	0	0	0	0	0	0
Nov 26	CAR			p	0	0	0	0.0	0.0	0	0	0	0	0	0	0	0	0	0	0	1
Dec 3	IND			p	0	0	0	0.0	0.0	0	0	0	0	0	0	0	0	0	0	0	0
Dec 11	@ MIA			p	0	0	0	0.0	0.0	0	0	0	0	0	0	0	0	0	0	0	0
Dec 17	HOU			p	0	0	0	0.0	0.0	0	0	0	0	0	0	0	0	0	0	0	1
2023 Totals		11	/	1	0	0	0	0.0	0.0	0	0	0	0	0	0	0	0	0	0	0	6



2023 TITANS GAME-BY-GAME INDIVIDUAL DEFENSIVE STATISTICS

TREVIS GIPSON (OLB)

Date	Opp	GP	/	GS	TACKLES...						INTERCEPTIONS...					FUMBLES...			SpT		
					Tot	Solo	Asst	Sk	Yds	QBP	TFL	No	Yds	Lg	TD	PD	FF	FR		Yds	
Sept 10	@ NO			p	0	0	0	0.0	0.0	1	0	0	0	0	0	0	0	0	0	0	0
Sept 17	LAC			IA	0	0	0	0.0	0.0	0	0	0	0	0	0	0	0	0	0	0	0
Sept 24	@ CLE			IA	0	0	0	0.0	0.0	0	0	0	0	0	0	0	0	0	0	0	0
Oct 1	CIN			p	1	1	0	1.0	8.0	1	0	0	0	0	0	0	1	0	0	0	0
Oct 8	@ IND			p	0	0	0	0.0	0.0	0	0	0	0	0	0	0	0	0	0	0	0
Oct 15	BAL			p	0	0	0	0.0	0.0	1	0	0	0	0	0	0	0	0	0	0	0
Oct 29	ATL			p	1	0	1	0.0	0.0	2	0	0	0	0	0	0	0	0	0	0	0
Nov 2	@ PIT			p	4	0	4	0.0	0.0	1	0	0	0	0	0	0	0	0	0	0	0
Nov 12	@ TB			p	0	0	0	0.0	0.0	0	0	0	0	0	0	0	0	0	0	0	0
Nov 19	@ JAX			IA	0	0	0	0.0	0.0	0	0	0	0	0	0	0	0	0	0	0	0
Nov 26	CAR			IA	0	0	0	0.0	0.0	0	0	0	0	0	0	0	0	0	0	0	0
Dec 3	IND			IA	0	0	0	0.0	0.0	0	0	0	0	0	0	0	0	0	0	0	0
Dec 11	@ MIA			IA	0	0	0	0.0	0.0	0	0	0	0	0	0	0	0	0	0	0	0
Dec 17	HOU			IA	0	0	0	0.0	0.0	0	0	0	0	0	0	0	0	0	0	0	0
Dec 24	SEA			p	0	0	0	0.0	0.0	0	0	0	0	0	0	0	0	0	0	0	0
Dec 31	@ HOU			IA	0	0	0	0.0	0.0	0	0	0	0	0	0	0	0	0	0	0	0
Jan 7	JAX			IA	0	0	0	0.0	0.0	0	0	0	0	0	0	0	0	0	0	0	0
2023 Totals		8	/	0	6	1	5	1.0	8.0	6	0	0	0	0	0	0	1	0	0	0	0

AMANI HOOKER (S)

Date	Opp	GP	/	GS	TACKLES...						INTERCEPTIONS...					FUMBLES...			SpT		
					Tot	Solo	Asst	Sk	Yds	QBP	TFL	No	Yds	Lg	TD	PD	FF	FR		Yds	
Sept 10	@ NO			S	4	2	2	0.0	0.0	0	1	1	10	10	0	2	0	0	0	0	1
Sept 17	LAC			IA	0	0	0	0.0	0.0	0	0	0	0	0	0	0	0	0	0	0	0
Sept 24	@ CLE			S	11	9	2	0.0	0.0	1	0	0	0	0	0	0	0	0	0	0	0
Oct 1	CIN			S	5	4	1	0.0	0.0	0	1	0	0	0	0	1	0	0	0	0	0
Oct 8	@ IND			S	4	2	2	0.0	0.0	0	0	0	0	0	0	0	0	0	0	0	0
Oct 15	BAL			S	7	6	1	0.0	0.0	0	1	0	0	0	0	0	0	0	0	1	1
Oct 29	ATL			S	7	7	0	0.0	0.0	0	0	0	0	0	0	1	0	0	0	0	0
Nov 2	@ PIT			S	7	6	1	0.0	0.0	0	0	0	0	0	0	0	0	0	0	0	0
Nov 12	@ TB			S	5	4	1	0.0	0.0	1	0	0	0	0	0	0	0	0	0	0	0
Nov 19	@ JAX			S	4	3	1	0.0	0.0	0	0	0	0	0	0	0	0	0	0	0	0
Nov 26	CAR			S	10	8	2	0.0	0.0	0	0	0	0	0	0	0	0	0	0	1	1
Dec 3	IND			S	3	2	1	0.0	0.0	0	0	0	0	0	0	2	0	0	0	1	1
Dec 11	@ MIA			S	5	4	1	0.0	0.0	0	0	0	0	0	0	1	0	0	0	0	0
Dec 17	HOU			S	8	8	0	0.0	0.0	0	0	0	0	0	0	0	0	0	0	0	0
2023 Totals		13	/	13	80	65	15	0.0	0.0	2	3	1	10	10	0	7	0	0	0	4	4

MATTHEW JACKSON (S)

Date	Opp	GP	/	GS	TACKLES...						INTERCEPTIONS...					FUMBLES...			SpT			
					Tot	Solo	Asst	Sk	Yds	QBP	TFL	No	Yds	Lg	TD	PD	FF	FR		Yds		
Sept 10	@ NO			p	0	0	0	0.0	0.0	0	0	0	0	0	0	0	0	0	0	0	0	
Oct 1	CIN			p	0	0	0	0.0	0.0	0	0	0	0	0	0	0	0	0	0	0	1	1
Oct 8	@ IND			p	0	0	0	0.0	0.0	0	0	0	0	0	0	0	0	0	0	0	0	0
Oct 15	BAL			p	0	0	0	0.0	0.0	0	0	0	0	0	0	0	0	0	0	0	1	1
Oct 29	ATL			p	0	0	0	0.0	0.0	0	0	0	0	0	0	0	0	0	0	0	1	1
Nov 2	@ PIT			p	0	0	0	0.0	0.0	0	0	0	0	0	0	0	0	0	0	0	1	1
Nov 12	@ TB			p	0	0	0	0.0	0.0	0	0	0	0	0	0	0	0	0	0	0	0	0
Nov 19	@ JAX			PS	0	0	0	0.0	0.0	0	0	0	0	0	0	0	0	0	0	0	0	0
Nov 26	CAR			PS	0	0	0	0.0	0.0	0	0	0	0	0	0	0	0	0	0	0	0	0
Dec 3	IND			PS	0	0	0	0.0	0.0	0	0	0	0	0	0	0	0	0	0	0	0	0
Dec 11	@ MIA			PS	0	0	0	0.0	0.0	0	0	0	0	0	0	0	0	0	0	0	0	0
Dec 17	HOU			PS	0	0	0	0.0	0.0	0	0	0	0	0	0	0	0	0	0	0	0	0
Dec 24	SEA			PS	0	0	0	0.0	0.0	0	0	0	0	0	0	0	0	0	0	0	0	0
Dec 31	@ HOU			PS	0	0	0	0.0	0.0	0	0	0	0	0	0	0	0	0	0	0	0	0
Jan 7	JAX			p	0	0	0	0.0	0.0	0	0	0	0	0	0	0	0	0	0	0	1	1
2023 Totals		10	/	0	1	0	1	0.0	0.0	0	0	0	0	0	0	0	0	0	0	0	5	5



2023 TITANS GAME-BY-GAME INDIVIDUAL DEFENSIVE STATISTICS

JALEEL JOHNSON (DL)

Date	Opp	GP	/	GS	TACKLES ...						INTERCEPTIONS ...					FUMBLES ...			SpT		
					Tot	Solo	Asst	Sk	Yds	QBP	TFL	No	Yds	Lg	TD	PD	FF	FR		Yds	
Oct 1	CIN			PS	0	0	0	0.0	0.0	0	0	0	0	0	0	0	0	0	0	0	0
Oct 8	@ IND			p	3	2	1	0.0	0.0	0	0	0	0	0	0	0	0	0	0	0	0
Oct 15	BAL			p	4	3	1	0.0	0.0	0	0	0	0	0	0	0	0	0	0	0	0
Oct 29	ATL			p	0	0	0	0.0	0.0	0	0	0	0	0	0	0	0	0	0	0	0
Nov 2	@ PIT			IA	0	0	0	0.0	0.0	0	0	0	0	0	0	0	0	0	0	0	0
Nov 12	@ TB			p	2	0	2	0.0	0.0	0	0	0	0	0	0	0	0	0	0	0	0
Nov 19	@ JAX			p	1	1	0	0.0	0.0	0	0	0	0	0	0	0	0	0	0	0	0
Nov 26	CAR			NOR	0	0	0	0.0	0.0	0	0	0	0	0	0	0	0	0	0	0	0
Dec 3	IND			p	1	0	1	0.0	0.0	0	0	0	0	0	0	0	0	0	0	0	0
Dec 11	@ MIA			p	2	1	1	1.0	5.0	1	0	0	0	0	0	0	1	0	0	0	0
Dec 17	HOU			S	4	1	3	0.0	0.0	1	0	0	0	0	0	0	0	0	0	0	0
Dec 24	SEA			S	1	0	1	0.0	0.0	0	0	0	0	0	0	0	0	0	0	0	0
Dec 31	@ HOU			S	2	1	1	0.0	0.0	0	0	0	0	0	0	0	0	0	0	0	0
Jan 7	JAX			S	2	1	1	0.0	0.0	0	0	0	0	0	0	0	0	0	0	0	0
2023 Totals		12	/	4	24	11	13	1.0	5.0	2	0	0	0	0	0	0	1	0	0	0	0

NAQUAN JONES (DL)

Date	Opp	GP	/	GS	TACKLES ...						INTERCEPTIONS ...					FUMBLES ...			SpT		
					Tot	Solo	Asst	Sk	Yds	QBP	TFL	No	Yds	Lg	TD	PD	FF	FR		Yds	
Sept 10	@ NO			p	1	0	1	0.0	0.0	0	0	0	0	0	0	0	0	0	0	0	0
Sept 17	LAC			p	1	0	1	0.0	0.0	1	0	0	0	0	0	0	0	0	0	0	0
Sept 24	@ CLE			p	1	0	1	0.0	0.0	2	0	0	0	0	0	0	0	0	0	0	0
Oct 1	CIN			p	2	0	2	0.0	0.0	0	0	0	0	0	0	0	0	0	0	0	0
Oct 8	@ IND			p	1	0	1	0.0	0.0	0	0	0	0	0	0	0	0	0	0	0	0
Oct 15	BAL			S	1	0	1	0.0	0.0	0	0	0	0	0	0	0	0	0	0	0	0
Oct 29	ATL			p	0	0	0	0.0	0.0	1	0	0	0	0	0	0	0	0	0	0	0
Nov 2	@ PIT			p	1	0	1	0.0	0.0	0	0	0	0	0	0	0	0	0	0	0	0
2023 Totals		8	/	1	8	0	8	0.0	0.0	4	0	0	0	0	0	0	0	0	0	0	0

ANTHONY KENDALL (CB)

Date	Opp	GP	/	GS	TACKLES ...						INTERCEPTIONS ...					FUMBLES ...			SpT		
					Tot	Solo	Asst	Sk	Yds	QBP	TFL	No	Yds	Lg	TD	PD	FF	FR		Yds	
Sept 10	@ NO			p	0	0	0	0.0	0.0	0	0	0	0	0	0	0	0	0	0	0	3
Sept 17	LAC			p	0	0	0	0.0	0.0	0	0	0	0	0	0	0	0	0	0	0	0
Sept 24	@ CLE			p	0	0	0	0	0.0	0	0	0	0	0	0	0	0	0	0	0	0
Oct 1	CIN			p	0	0	0	0.0	0.0	0	0	0	0	0	0	0	0	0	0	0	0
Oct 8	@ IND			p	0	0	0	0.0	0.0	0	0	0	0	0	0	0	0	0	0	0	1
Oct 15	BAL			p	0	0	0	0.0	0.0	0	0	0	0	0	0	0	0	0	0	0	0
Oct 29	ATL			p	0	0	0	0.0	0.0	0	0	0	0	0	0	0	0	0	0	0	0
Nov 2	@ PIT			p	0	0	0	0.0	0.0	0	0	0	0	0	0	0	0	0	0	0	2
Nov 12	@ TB			p	0	0	0	0.0	0.0	0	0	0	0	0	0	0	0	0	0	0	0
Nov 19	@ JAX			p	0	0	0	0.0	0.0	0	0	0	0	0	0	0	0	0	0	0	0
Nov 26	CAR			p	0	0	0	0.0	0.0	0	0	0	0	0	0	0	0	0	0	0	1
Dec 3	IND			p	0	0	0	0.0	0.0	0	0	0	0	0	0	0	0	0	0	0	1
Dec 11	@ MIA			p	0	0	0	0.0	0.0	0	0	0	0	0	0	0	0	0	0	0	0
Dec 17	HOU			p	0	0	0	0.0	0.0	0	0	0	0	0	0	0	0	0	0	0	0
Dec 24	SEA			p	0	0	0	0.0	0.0	0	0	0	0	0	0	0	0	0	0	0	0
Dec 31	@ HOU			p	0	0	0	0.0	0.0	0	0	0	0	0	0	0	0	0	0	0	1
Jan 7	JAX			IA	0	0	0	0.0	0.0	0	0	0	0	0	0	0	0	0	0	0	0
2023 Totals		16	/	0	0	0	0	0.0	0.0	0	0	0	0	0	0	0	0	0	0	0	9



2023 TITANS GAME-BY-GAME INDIVIDUAL DEFENSIVE STATISTICS

ARDEN KEY (OLB)

Date	Opp	GP	/	GS	TACKLES . . .							INTERCEPTIONS . . .					FUMBLES . . .			SpT
					Tot	Solo	Asst	Sk	Yds	QBP	TFL	No	Yds	Lg	TD	PD	FF	FR	Yds	
Sept 10	@ NO		p		4	1	3	1.5	9.5	11	1	0	0	0	0	1	0	0	0	0
Sept 17	LAC		p		0	0	0	0	0.0	4	0	0	0	0	0	0	0	0	0	0
Sept 24	@ CLE		S		3	1	2	0.0	0.0	3	0	0	0	0	0	0	0	0	0	0
Oct 1	CIN		p		1	1	0	1.0	10.0	2	1	0	0	0	0	0	0	0	0	0
Oct 8	@ IND		p		2	0	2	0.0	0.0	2	0	0	0	0	0	0	0	0	0	0
Oct 15	BAL		p		0	0	0	0.0	0.0	4	0	0	0	0	0	0	0	0	0	0
Oct 29	ATL		S		2	0	2	0.0	0.0	4	0	0	0	0	0	0	0	0	0	0
Nov 2	@ PIT		S		2	1	1	0.0	0.0	1	0	0	0	0	0	0	0	0	0	0
Nov 12	@ TB		p		0	0	0	0.0	0.0	0	0	0	0	0	0	0	0	0	0	0
Nov 19	@ JAX		S		3	2	1	0.0	0.0	3	0	0	0	0	0	0	0	0	0	0
Nov 26	CAR		p		2	2	0	1.0	8.0	4	0	0	0	0	0	0	1	0	0	0
Dec 3	IND		S		1	0	1	0.5	4.5	5	0	0	0	0	0	0	0	0	0	0
Dec 11	@ MIA		S		2	2	0	1.0	5.0	6	1	0	0	0	0	0	0	0	0	0
Dec 17	HOU		p		0	0	0	0.0	0.0	4	0	0	0	0	0	0	0	0	0	0
Dec 24	SEA		S		4	3	1	1.0	6.0	2	1	0	0	0	0	0	1	0	0	0
Dec 31	@ HOU		S		0	0	0	0.0	0.0	0	0	0	0	0	0	0	0	0	0	0
Jan 7	JAX		S		4	4	0	0.0	0.0	2	0	0	0	0	0	1	0	0	0	0
2023 Totals		16	/	0	0	0	0	0.0	0.0	0	0	0	0	0	0	0	0	0	0	9

HAROLD LANDRY III (OLB)

Date	Opp	GP	/	GS	TACKLES . . .							INTERCEPTIONS . . .					FUMBLES . . .			SpT
					Tot	Solo	Asst	Sk	Yds	QBP	TFL	No	Yds	Lg	TD	PD	FF	FR	Yds	
Sept 10	@ NO		S		1	1	0	0.0	0.0	4	0	0	0	0	0	0	0	0	0	0
Sept 17	LAC		S		3	1	2	1.0	8.0	3	1	0	0	0	0	0	0	0	0	0
Sept 24	@ CLE		p		2	1	1	0	0.0	0	0	0	0	0	0	0	0	0	0	0
Oct 1	CIN		S		2	1	1	0.0	0.0	1	0	0	0	0	0	0	0	0	0	0
Oct 8	@ IND		S		4	2	2	0.0	0.0	0	0	0	0	0	0	0	0	0	0	0
Oct 15	BAL		S		5	5	0	1.0	2.0	1	2	0	0	0	0	0	0	0	0	0
Oct 29	ATL		p		5	5	0	2.0	11.0	5	2	0	0	0	0	0	0	0	0	0
Nov 2	@ PIT		p		1	0	1	0.0	0.0	2	0	0	0	0	0	0	0	0	0	0
Nov 12	@ TB		S		9	4	5	1.0	7.0	3	1	0	0	0	0	0	0	0	0	0
Nov 19	@ JAX		S		7	4	3	0.0	0.0	3	0	0	0	0	0	0	0	0	0	0
Nov 26	CAR		S		3	2	1	0.0	0.0	1	0	0	0	0	0	0	0	0	0	0
Dec 3	IND		p		8	4	4	0.5	4.5	8	0	0	0	0	0	0	0	0	0	0
Dec 11	@ MIA		p		5	4	1	3.0	22.0	6	3	0	0	0	0	0	0	0	0	0
Dec 17	HOU		S		6	5	1	0.0	0.0	4	0	0	0	0	0	0	0	0	0	0
Dec 24	SEA		p		4	3	1	1.0	6.0	2	2	0	0	0	0	0	0	0	0	0
Dec 31	@ HOU		p		5	3	2	1.0	12.0	3	3	0	0	0	0	0	0	0	0	0
Jan 7	JAX		S		0	0	0	0.0	0.0	2	0	0	0	0	0	0	0	0	0	0
2023 Totals		17	/	10	70	45	25	10.5	72.5	48	14	0	0	0	0	0	0	0	0	0

ROGER MCCREARY (CB)

Date	Opp	GP	/	GS	TACKLES . . .							INTERCEPTIONS . . .					FUMBLES . . .			SpT
					Tot	Solo	Asst	Sk	Yds	QBP	TFL	No	Yds	Lg	TD	PD	FF	FR	Yds	
Sept 10	@ NO		p		0	0	0	0.0	0.0	0	0	0	0	0	0	0	0	0	0	0
Sept 17	LAC		S		6	4	2	0.0	0.0	0	1	0	0	0	0	0	0	0	0	0
Sept 24	@ CLE		p		10	5	5	1.0	8.0	2	1	0	0	0	0	0	0	0	0	0
Oct 1	CIN		S		6	4	2	0.0	0.0	0	1	0	0	0	0	0	0	0	0	0
Oct 8	@ IND		S		8	7	1	1.0	17.0	1	0	0	0	0	0	0	1	0	0	0
Oct 15	BAL		p		1	0	1	0.0	0.0	1	0	0	0	0	0	0	0	0	0	0
Oct 29	ATL		IA		0	0	0	0.0	0.0	0	0	0	0	0	0	0	0	0	0	0
Nov 2	@ PIT		IA		0	0	0	0.0	0.0	0	0	0	0	0	0	0	0	0	0	0
Nov 12	@ TB		S		5	4	1	0.0	0.0	0	0	1	18	18	0	1	0	0	0	0
Nov 19	@ JAX		S		4	3	1	0.0	0.0	0	0	0	0	0	0	0	0	0	0	0
Nov 26	CAR		p		4	3	1	0.0	0.0	0	1	0	0	0	0	1	0	0	0	0
Dec 3	IND		S		5	3	2	0.0	0.0	0	0	0	0	0	0	1	0	0	0	0
Dec 11	@ MIA		S		7	5	2	0.0	0.0	0	0	0	0	0	0	1	0	0	0	0
Dec 17	HOU		S		7	7	0	0.0	0.0	0	1	0	0	0	0	1	0	0	0	0
Dec 24	SEA		S		7	5	2	0.0	0.0	0	0	0	0	0	0	0	0	0	0	0
Dec 31	@ HOU		S		7	6	1	0.0	0.0	0	2	0	0	0	0	0	0	0	0	0
Jan 7	JAX		S		9	6	3	0.0	0.0	0	0	0	0	0	0	1	0	0	0	0
2023 Totals		15	/	11	86	62	24	2.0	25.0	4	7	1	18	18	0	6	1	0	0	0



2023 TITANS GAME-BY-GAME INDIVIDUAL DEFENSIVE STATISTICS

TK McLENDON (DL)					TACKLES . . .							INTERCEPTIONS . . .					FUMBLES . . .			SpT	
Date	Opp	GP	/	GS	Tot	Solo	Asst	Sk	Yds	QBP	TFL	No	Yds	Lg	TD	PD	FF	FR	Yds		
Sept 10	@ NO			PS	0	0	0	0.0	0.0	0	0	0	0	0	0	0	0	0	0	0	0
Sept 17	LAC			PS	0	0	0	0.0	0.0	0	0	0	0	0	0	0	0	0	0	0	0
Sept 24	@ CLE			PS	0	0	0	0.0	0.0	0	0	0	0	0	0	0	0	0	0	0	0
Oct 1	CIN			PS	0	0	0	0.0	0.0	0	0	0	0	0	0	0	0	0	0	0	0
Oct 8	@ IND			PS	0	0	0	0.0	0.0	0	0	0	0	0	0	0	0	0	0	0	0
Oct 15	BAL			PS	0	0	0	0.0	0.0	0	0	0	0	0	0	0	0	0	0	0	0
Oct 29	ATL			PS	0	0	0	0.0	0.0	0	0	0	0	0	0	0	0	0	0	0	0
Nov 2	@ PIT			PS	0	0	0	0.0	0.0	0	0	0	0	0	0	0	0	0	0	0	0
Nov 12	@ TB			p	2	0	2	0.0	0.0	0	0	0	0	0	0	0	0	0	0	0	0
Nov 19	@ JAX			p	1	1	0	0.0	0.0	0	0	0	0	0	0	0	0	0	0	0	0
Nov 26	CAR			S	1	0	1	0.0	0.0	0	0	0	0	0	0	0	0	0	0	0	0
Dec 3	IND			p	1	0	1	0.0	0.0	0	0	0	0	0	0	0	0	0	0	0	0
Dec 11	@ MIA			p	0	0	0	0.0	0.0	0	0	0	0	0	0	0	0	1	0	0	0
Dec 17	HOU			S	1	1	0	0.0	0.0	0	0	0	0	0	0	0	0	0	0	0	0
Dec 24	SEA			IA	0	0	0	0.0	0.0	0	0	0	0	0	0	0	0	0	0	0	0
Dec 31	@ HOU			p	2	1	1	0.0	0.0	2	0	0	0	0	0	0	0	0	0	0	0
Jan 7	JAX			IA	0	0	0	0.0	0.0	0	0	0	0	0	0	0	0	0	0	0	0
2023 Totals		7	/	2	8	3	5	0.0	0.0	2	0	0	0	0	0	0	0	1	0	0	0

ELIJAH MOLDEN (S)					TACKLES . . .							INTERCEPTIONS . . .					FUMBLES . . .			SpT	
Date	Opp	GP	/	GS	Tot	Solo	Asst	Sk	Yds	QBP	TFL	No	Yds	Lg	TD	PD	FF	FR	Yds		
Sept 10	@ NO			p	8	6	2	0.0	0.0	0	0	0	0	0	0	1	0	0	0	0	0
Sept 17	LAC			S	4	3	1	0.0	0.0	0	0	0	0	0	0	0	0	0	0	0	1
Sept 24	@ CLE			p	4	2	2	0.0	0.0	0	1	0	0	0	0	0	0	0	0	0	0
Oct 1	CIN			IA	0	0	0	0.0	0.0	0	0	0	0	0	0	0	0	0	0	0	0
Oct 8	@ IND			p	3	1	2	0.0	0.0	1	0	0	0	0	0	0	0	0	0	0	0
Oct 15	BAL			IA	0	0	0	0.0	0.0	0	0	0	0	0	0	0	0	0	0	0	0
Oct 29	ATL			S	7	2	5	0.0	0.0	0	0	0	0	0	0	0	0	0	0	0	0
Nov 2	@ PIT			S	5	3	2	0.0	0.0	0	0	0	0	0	0	0	0	0	0	0	0
Nov 12	@ TB			S	8	6	2	0.0	0.0	0	0	0	0	0	0	0	0	0	0	0	0
Nov 19	@ JAX			S	5	3	2	0.0	0.0	1	0	0	0	0	0	0	0	0	0	0	0
Nov 26	CAR			p	4	3	1	0.0	0.0	0	0	0	0	0	0	0	0	0	0	0	0
Dec 3	IND			p	2	2	0	0.0	0.0	0	0	0	0	0	0	0	0	1	1	0	0
Dec 11	@ MIA			p	0	0	0	0.0	0.0	0	0	0	0	0	0	0	0	0	0	0	0
Dec 17	HOU			p	3	3	0	0.0	0.0	2	0	1	44	44t	1	2	0	0	0	0	0
Dec 24	SEA			S	6	3	3	0.0	0.0	0	0	0	0	0	0	0	0	0	0	0	0
Dec 31	@ HOU			S	7	6	1	0.0	0.0	0	0	0	0	0	0	0	1	0	0	0	0
Jan 7	JAX			S	6	3	3	0.0	0.0	0	0	0	0	0	0	1	0	0	0	0	0
2023 Totals		15	/	8	72	46	26	0.0	0.0	4	1	1	44	44t	1	4	1	1	1	1	1

SEAN MURPHY-BUNTING (CB)					TACKLES . . .							INTERCEPTIONS . . .					FUMBLES . . .			SpT	
Date	Opp	GP	/	GS	Tot	Solo	Asst	Sk	Yds	QBP	TFL	No	Yds	Lg	TD	PD	FF	FR	Yds		
Sept 10	@ NO			S	6	4	2	0.0	0.0	0	0	0	0	0	0	0	1	0	0	0	0
Sept 17	LAC			S	5	2	3	0.0	0.0	0	0	0	0	0	0	3	0	0	0	0	0
Sept 24	@ CLE			S	6	6	0	0.0	0.0	0	0	0	0	0	0	0	1	1	5	0	0
Oct 1	CIN			S	5	3	2	0.0	0.0	0	0	0	0	0	0	0	0	0	0	0	0
Oct 8	@ IND			S	4	3	1	0.0	0.0	1	0	0	0	0	0	0	0	0	0	0	0
Oct 15	BAL			S	3	3	0	0.0	0.0	0	0	1	10	10	0	1	0	0	0	0	0
Oct 29	ATL			S	2	0	2	0.0	0.0	0	0	0	0	0	0	0	0	0	0	0	0
Nov 2	@ PIT			S	1	0	1	0.0	0.0	0	0	0	0	0	0	0	0	0	0	0	0
Nov 12	@ TB			IA	0	0	0	0.0	0.0	0	0	0	0	0	0	0	0	0	0	0	0
Nov 19	@ JAX			IA	0	0	0	0.0	0.0	0	0	0	0	0	0	0	0	0	0	0	0
Nov 26	CAR			S	3	2	1	0.0	0.0	1	0	0	0	0	0	1	0	0	0	0	0
Dec 3	IND			S	5	5	0	0.0	0.0	1	0	0	0	0	0	0	0	0	0	0	0
Dec 11	@ MIA			S	7	7	0	0.0	0.0	0	2	0	0	0	0	1	0	0	0	0	0
Dec 17	HOU			S	1	0	1	0.0	0.0	0	0	0	0	0	0	0	0	0	0	0	0
Dec 24	SEA			IA	0	0	0	0.0	0.0	0	0	0	0	0	0	0	0	0	0	0	0
Dec 31	@ HOU			S	1	0	1	0.0	0.0	0	0	0	0	0	0	1	0	0	0	0	0
Jan 7	JAX			S	8	7	1	0.0	0.0	0	1	1	2	2	0	1	0	0	0	0	0
2023 Totals		14	/	14	57	42	15	0.0	0.0	3	3	2	12	10	0	8	2	1	5	0	0



2023 TITANS GAME-BY-GAME INDIVIDUAL DEFENSIVE STATISTICS

OTIS REESE IV (LB)

Date	Opp	GP	/	GS	TACKLES...						INTERCEPTIONS...					FUMBLES...			SpT		
					Tot	Solo	Asst	Sk	Yds	QBP	TFL	No	Yds	Lg	TD	PD	FF	FR		Yds	
Sept 10	@ NO			p	0	0	0	0.0	0.0	0	0	0	0	0	0	0	0	0	0	0	1
Sept 17	LAC			p	0	0	0	0.0	0.0	0	0	0	0	0	0	0	0	0	0	0	0
Sept 24	@ CLE			PS	0	0	0	0.0	0.0	0	0	0	0	0	0	0	0	0	0	0	0
Oct 1	CIN			PS	0	0	0	0.0	0.0	0	0	0	0	0	0	0	0	0	0	0	0
Oct 8	@ IND			PS	0	0	0	0.0	0.0	0	0	0	0	0	0	0	0	0	0	0	0
Oct 15	BAL			PS	0	0	0	0.0	0.0	0	0	0	0	0	0	0	0	0	0	0	0
Oct 29	ATL			PS	0	0	0	0.0	0.0	0	0	0	0	0	0	0	0	0	0	0	0
Nov 2	@ PIT			PS	0	0	0	0.0	0.0	0	0	0	0	0	0	0	0	0	0	0	0
Nov 12	@ TB			PS	0	0	0	0.0	0.0	0	0	0	0	0	0	0	0	0	0	0	0
Nov 19	@ JAX			PS	0	0	0	0.0	0.0	0	0	0	0	0	0	0	0	0	0	0	0
Nov 26	CAR			PS	0	0	0	0.0	0.0	0	0	0	0	0	0	0	0	0	0	0	0
Dec 3	IND			PS	0	0	0	0.0	0.0	0	0	0	0	0	0	0	0	0	0	0	0
Dec 11	@ MIA			p	0	0	0	0.0	0.0	0	0	0	0	0	0	0	0	0	0	0	0
Dec 17	HOU			p	0	0	0	0.0	0.0	0	0	0	0	0	0	0	0	0	0	0	0
Dec 24	SEA			S	3	2	1	0.0	0.0	0	0	0	0	0	0	0	0	0	0	0	1
Dec 31	@ HOU			S	9	3	6	0.0	0.0	0	0	0	0	0	0	0	0	0	0	0	1
Jan 7	JAX			S	4	3	1	0.0	0.0	0	0	0	0	0	0	0	0	0	0	0	2
2023 Totals		7	/	3	16	8	8	0.0	0.0	0	0	0	0	0	0	0	0	0	0	0	5

KYLE PEKO (DT)

Date	Opp	GP	/	GS	TACKLES...						INTERCEPTIONS...					FUMBLES...			SpT		
					Tot	Solo	Asst	Sk	Yds	QBP	TFL	No	Yds	Lg	TD	PD	FF	FR		Yds	
Sept 10	@ NO			S	2	0	2	0.0	0.0	0	0	0	0	0	0	0	0	0	0	0	0
Sept 17	LAC			S	2	0	2	0.0	0.0	0	0	0	0	0	0	0	0	0	0	0	0
Sept 24	@ CLE			S	1	0	1	0.0	0.0	0	0	0	0	0	0	0	0	0	0	0	0
Oct 1	CIN			p	1	1	0	0.0	0.0	0	0	0	0	0	0	0	0	0	0	0	0
Oct 8	@ IND			S	1	0	1	0.0	0.0	0	0	0	0	0	0	0	0	0	0	0	0
Oct 15	BAL			S	2	2	0	0.0	0.0	0	1	0	0	0	0	0	0	0	0	0	0
Oct 29	ATL			S	1	1	0	0.0	0.0	0	0	0	0	0	0	0	0	0	0	0	0
Nov 2	@ PIT			S	1	1	0	0.0	0.0	0	1	0	0	0	0	0	0	0	0	0	0
Nov 12	@ TB			S	4	3	1	0.0	0.0	0	0	0	0	0	0	0	0	0	0	0	0
Nov 19	@ JAX			S	2	1	1	0.0	0.0	0	0	0	0	0	0	0	0	0	0	0	0
Nov 26	CAR			p	2	1	1	0.0	0.0	1	0	0	0	0	0	0	0	0	0	0	0
Dec 3	IND			p	1	0	1	0.0	0.0	2	0	0	0	0	0	1	0	0	0	0	0
Dec 11	@ MIA			S	2	2	0	0.0	0.0	2	0	0	0	0	0	0	0	0	0	0	0
2023 Totals		13	/	10	22	12	10	0.0	0.0	5	2	0	0	0	0	1	0	0	0	0	0

JEFFERY SIMMONS (DL)

Date	Opp	GP	/	GS	TACKLES...						INTERCEPTIONS...					FUMBLES...			SpT		
					Tot	Solo	Asst	Sk	Yds	QBP	TFL	No	Yds	Lg	TD	PD	FF	FR		Yds	
Sept 10	@ NO			S	5	3	2	1.0	3.0	3	2	0	0	0	0	0	0	0	0	0	0
Sept 17	LAC			S	5	2	3	1.0	9.0	4	1	0	0	0	0	0	0	0	0	0	0
Sept 24	@ CLE			S	2	2	0	0.0	0.0	4	0	0	0	0	0	0	0	0	0	0	0
Oct 1	CIN			S	2	1	1	0.5	4.0	5	1	0	0	0	0	0	0	0	0	0	0
Oct 8	@ IND			S	3	1	2	0.0	0.0	3	0	0	0	0	0	0	0	0	0	0	0
Oct 15	BAL			S	2	2	0	0.0	0.0	2	0	0	0	0	0	0	0	0	0	0	0
Oct 29	ATL			S	5	5	0	2.0	14.0	6	2	0	0	0	0	0	1	0	0	0	0
Nov 2	@ PIT			S	7	4	3	0.0	0.0	1	1	0	0	0	0	0	0	0	0	0	0
Nov 12	@ TB			S	4	2	2	0.0	0.0	2	0	0	0	0	0	1	0	0	0	0	0
Nov 19	@ JAX			S	2	2	0	0.0	0.0	2	1	0	0	0	0	0	0	0	0	0	0
Nov 26	CAR			S	5	5	0	1.0	7.0	5	3	0	0	0	0	0	0	1	2	0	0
Dec 3	IND			S	2	1	1	0.0	0.0	1	0	0	0	0	0	0	0	0	0	0	0
2023 Totals		12	/	12	44	30	14	5.5	37.0	38	11	0	0	0	0	1	1	1	2	0	0



2023 TITANS GAME-BY-GAME INDIVIDUAL DEFENSIVE STATISTICS

TEAIR TART (DL)					TACKLES ...							INTERCEPTIONS ...					FUMBLES ...			SpT	
Date	Opp	GP	/	GS	Tot	Solo	Asst	Sk	Yds	QBP	TFL	No	Yds	Lg	TD	PD	FF	FR	Yds	SpT	
Sept 10	@ NO			S	5	3	2	0.0	0.0	0	1	0	0	0	0	0	0	0	0	0	0
Sept 17	LAC			S	2	2	0	0.0	0.0	1	1	0	0	0	0	0	0	0	0	0	0
Sept 24	@ CLE			S	3	3	0	0.0	0.0	2	1	0	0	0	0	0	0	0	0	0	0
Oct 1	CIN			S	0	0	0	0.0	0.0	4	0	0	0	0	0	0	0	0	0	0	0
Oct 8	@ IND			IA	0	0	0	0.0	0.0	0	0	0	0	0	0	0	0	0	0	0	0
Oct 15	BAL			IA	0	0	0	0.0	0.0	0	0	0	0	0	0	0	0	0	0	0	0
Oct 29	ATL			p	1	0	1	0.0	0.0	1	0	0	0	0	0	0	0	0	0	0	0
Nov 2	@ PIT			p	1	1	0	0.0	0.0	1	0	0	0	0	0	0	0	0	0	0	0
Nov 12	@ TB			S	3	2	1	1.0	7.0	1	2	0	0	0	0	0	0	0	0	0	0
Nov 19	@ JAX			S	3	2	1	0.0	0.0	1	1	0	0	0	0	0	0	0	0	0	0
Nov 26	CAR			S	1	1	0	0.0	0.0	0	1	0	0	0	0	0	0	0	0	0	0
Dec 3	IND			S	1	0	1	0.0	0.0	0	0	0	0	0	0	0	0	0	0	0	0
Dec 11	@ MIA			S	1	1	0	0.0	0.0	1	0	0	0	0	0	0	0	0	0	0	0
2023 Totals		11	/	9	21	15	6	1.0	7.0	12	7	0	0	0	0	0	0	0	0	0	0

GARRETT WALLOW (LB)					TACKLES ...							INTERCEPTIONS ...					FUMBLES ...			SpT	
Date	Opp	GP	/	GS	Tot	Solo	Asst	Sk	Yds	QBP	TFL	No	Yds	Lg	TD	PD	FF	FR	Yds	SpT	
Dec 24	SEA			p	1	1	0	0.0	0.0	0	0	0	0	0	0	0	0	0	0	0	0
Dec 31	@ HOU			p	2	1	1	0.0	0.0	0	0	0	0	0	0	0	0	0	0	0	0
Jan 7	JAX			p	3	3	0	0.0	0.0	0	0	0	0	0	0	0	0	0	0	0	0
2023 Totals		3	/	0	6	5	1	0.0	0.0	0	0	0	0	0	0	0	0	0	0	0	0

K'VON WALLACE (S)					TACKLES ...							INTERCEPTIONS ...					FUMBLES ...			SpT	
Date	Opp	GP	/	GS	Tot	Solo	Asst	Sk	Yds	QBP	TFL	No	Yds	Lg	TD	PD	FF	FR	Yds	SpT	
Oct 29	ATL			p	0	0	0	0.0	0.0	0	0	0	0	0	0	0	0	0	0	0	1
Nov 2	@ PIT			p	0	0	0	0.0	0.0	0	0	0	0	0	0	0	0	0	0	0	0
Nov 12	@ TB			p	0	0	0	0.0	0.0	0	0	0	0	0	0	0	0	0	0	0	0
Nov 19	@ JAX			S	6	6	0	0.0	0.0	0	0	0	0	0	0	0	0	0	0	0	0
Nov 26	CAR			S	8	7	1	0.0	0.0	0	0	0	0	0	0	0	0	0	0	0	1
Dec 3	IND			S	2	1	1	0.0	0.0	0	0	0	0	0	0	0	0	0	0	0	0
Dec 11	@ MIA			S	7	6	1	0.0	0.0	0	0	0	0	0	0	0	0	0	0	0	0
Dec 17	HOU			S	4	4	0	0.0	0.0	0	0	0	0	0	0	2	0	0	0	0	0
Dec 24	SEA			IA	0	0	0	0.0	0.0	0	0	0	0	0	0	0	0	0	0	0	0
Dec 31	@ HOU			S	11	7	4	0.0	0.0	0	0	0	0	0	0	0	0	0	0	0	0
Jan 7	JAX			S	4	2	2	0.0	0.0	1	0	0	0	0	0	0	0	0	0	0	2
2023 Totals		10	/	7	42	33	9	0.0	0.0	1	0	0	0	0	0	2	0	0	0	4	4

RASHAD WEAVER (OLB)					TACKLES ...							INTERCEPTIONS ...					FUMBLES ...			SpT	
Date	Opp	GP	/	GS	Tot	Solo	Asst	Sk	Yds	QBP	TFL	No	Yds	Lg	TD	PD	FF	FR	Yds	SpT	
Sept 10	@ NO			p	0	0	0	0.0	0.0	1	0	0	0	0	0	0	0	0	0	0	0
Sept 17	LAC			p	1	0	1	0.0	0.0	0	0	0	0	0	0	0	0	0	0	0	1
Sept 24	@ CLE			p	2	0	2	0.0	0.0	0	0	0	0	0	0	0	0	0	0	0	0
Oct 1	CIN			p	1	1	0	0.0	0.0	0	1	0	0	0	0	0	0	0	0	0	0
Oct 8	@ IND			p	0	0	0	0.0	0.0	0	0	0	0	0	0	0	0	0	0	0	0
Oct 15	BAL			p	1	1	0	0.0	0.0	0	0	0	0	0	0	0	0	0	0	0	0
Oct 29	ATL			IA	0	0	0	0.0	0.0	0	0	0	0	0	0	0	0	0	0	0	0
Nov 2	@ PIT			p	0	0	0	0.0	0.0	0	0	0	0	0	0	0	0	0	0	0	0
Nov 12	@ TB			IA	0	0	0	0.0	0.0	0	0	0	0	0	0	0	0	0	0	0	0
Nov 19	@ JAX			p	2	1	1	0.0	0.0	2	1	0	0	0	0	1	0	0	0	0	0
Nov 26	CAR			p	4	2	2	0.0	0.0	2	1	0	0	0	0	0	0	0	0	0	0
Dec 3	IND			p	1	1	0	0.0	0.0	0	0	0	0	0	0	0	0	0	0	0	0
Dec 11	@ MIA			p	0	0	0	0.0	0.0	1	0	0	0	0	0	0	0	0	0	0	1
Dec 17	HOU			p	3	2	1	0.0	0.0	0	1	0	0	0	0	0	0	0	0	0	2
Dec 24	SEA			p	0	0	0	0.0	0.0	0	0	0	0	0	0	0	0	0	0	0	0
Dec 31	@ HOU			p	1	0	1	0.0	0.0	0	0	0	0	0	0	0	0	0	0	0	0
Jan 7	JAX			p	0	0	0	0.0	0.0	0	0	0	0	0	0	0	0	0	0	0	0
2023 Totals		15	/	0	16	8	8	0.0	0.0	6	4	0	0	0	0	1	0	0	0	4	4

Other Tackles: LB C. Campbell (2 tackles @ CLE, 9/24), DB S. Carter (2 tackles vs BAL, 10/15), DT R. Blacklock (1 assist tackle vs CAR, 11/26; 1 tkl vs JAX, 1/7), DL Q. Bohanna (2 ast vs HOU, 12/17, 1 tkl vs SEA, 12/24; 1 tkl vs JAX, 1/7), LS Morgan Cox (1 SPT tkl vs HOU, 12/17), LB G. Wallow (1 tkl vs SEA, 12/24), OLB C. Murphy (1 SPT tkl vs SEA, 12/24; 1 SPT tkl @ HOU, 12/31)



2023 TITANS GAME-BY-GAME FIELD GOALS & SCORING BY QUARTER

Date	Opp	TITANS							OPPONENTS						
		1ST	2ND	3RD	4TH	OT	TOTAL	FIELD GOALS	1ST	2ND	3RD	4TH	OT	TOTAL	FIELD GOALS
Sept 10	@ NO	6	3	0	6	0	15	N. Folk (50), (27), (31), (45), (29)	3	3	10	0	0	16	B. Grupe (26), (33), (52)
Sept 17	LAC	0	10	7	7	3	27	N.Folk (33), (41)	3	11	0	10	0	24	C. Dicker (27), (30), (33)
Sept 24	@ CLE	0	3	0	0	0	3	N. Folk (44)	3	10	7	7	0	27	D. Hopkins (48), (52)
Oct 1	CIN	3	21	3	0	0	27	N. Folk (53), (35)	3	0	0	0	0	3	E. McPherson (21)
Oct 8	@ IND	3	3	10	0	0	16	N. Folk (27), (53), (34)	7	3	7	6	0	23	M. Gay (43), (35), (28)
Oct 15	BAL	3	0	10	3	0	16	N. Folk (26), (27), (38)	6	12	0	6	0	24	J. Tucker (41), (28), (23), (29), (20), (36)
Oct 29	ATL	7	7	7	7	0	28	(none)	3	0	6	14	0	23	Y. Koo (29), (49), (39)
Nov 2	@ PIT	3	10	3	0	0	16	N. Folk (36), (39), (48)	7	3	3	7	0	20	C. Boswell (29), (30)
Nov 12	@ TB	3	0	0	3	0	6	N. Folk (38), (27)	0	7	10	3	0	20	C. McLaughlin (25), (35)
Nov 19	@ JAX	0	0	7	7	0	14	(none)	7	6	14	7	9	34	B. McManus (30), (25)
Nov 26	CAR	7	10	0	0	0	17	N. Folk (53)	0	3	7	0	0	10	E. Pineiro (50)
Dec 3	IND	10	7	2	6	3	28	N. Folk (24), (46)	7	6	9	3	6	31	M. Gay (23), (46), (23), (28)
Dec 11	@ MIA	0	10	3	15	0	28	N. Folk (28), (23)	7	0	3	17	0	27	J. Sanders 44B, (20), (31)
Dec 17	HOU	6	7	0	3	0	16	N. Folk (45)	0	3	6	7	3	19	K. Fairbairn (23), (27), (53), (54)
Dec 24	SEA	0	10	0	7	0	17	N. Folk (33)	0	3	3	14	0	20	J. Myers (28), (27)
Dec 31	@ HOU	0	3	0	0	0	3	N. Folk (53)	3	17	3	3	0	26	K. Fairbairn (28), (38), (27), (51)
Jan 7	JAX	7	14	7	0	0	28	(none)	3	10	0	7	0	20	B. McManus (44), (30)
2023 Totals		58	118	59	64	6	305		62	97	88	111	18	367	



2023 TITANS GAME-BY-GAME SCORING

Game 1: Titans @ Saints, Sept. 10, 2023

Team	Qtr	Time	Play Description (Drive Plays-Yards, Time)	Titans	Saints
Titans	1	13:40	N.Folk 50 yd. Field Goal (4--8, 1:16)	3	0
Saints	1	10:18	B.Grupe 26 yd. Field Goal (9-67, 3:22)	3	3
Titans	1	3:07	N.Folk 27 yd. Field Goal (11-66, 7:11)	6	3
Saints	2	7:37	B.Grupe 33 yd. Field Goal (7-14, 2:17)	6	6
Titans	2	1:40	N.Folk 31 yd. Field Goal (7-57, 2:49)	9	6
Saints	3	9:25	B.Grupe 52 yd. Field Goal (7-60, 3:30)	9	9
Saints	3	1:23	R.Shaheed 19 yd. pass from D.Carr (B.Grupe kick) (5-33, 1:45)	9	16
Titans	4	11:12	N.Folk 45 yd. Field Goal (12-48, 5:11)	12	16
Titans	4	2:17	N.Folk 29 yd. Field Goal (9-62, 4:25)	15	16

Game 2: Chargers @ Titans, Sept. 17, 2023

Team	Qtr	Time	Play Description (Drive Plays-Yards, Time)	Chargers	Titans
Chargers	1	3:46	C.Dicker 27 yd. Field Goal (11-39, 4:25)	3	0
Chargers	2	8:16	K.Allen 8 yd. pass from J.Herbert (J.Herbert-T.Pipkins pass) (8-47, 3:34)	11	0
Titans	2	7:09	D.Henry 1 yd. run (N.Folk kick) (3-75, 1:07)	11	7
Chargers	2	4:23	C.Dicker 30 yd. Field Goal (7-63, 2:46)	14	7
Titans	2	0:00	N.Folk 33 yd. Field Goal (9-60, 4:23)	14	10
Titans	3	10:08	R.Tannehill 12 yd. run (N.Folk kick) (9-75, 4:52)	14	17
Chargers	4	14:38	K.Allen 12 yd. pass from J.Herbert (C.Dicker kick) (7-80, 3:01)	21	17
Titans	4	2:22	N.Westbrook-Ikhine 4 yd. pass from R.Tannehill (N.Folk kick) (7-82, 3:38)	21	24
Chargers	4	0:00	C.Dicker 33 yd. Field Goal (10-60, 2:22)	24	24
Titans	5	5:02	N.Folk 41 yd. Field Goal (8-38, 4:30)	24	27

Game 3: Titans @ Browns, Sept. 24, 2023

Team	Qtr	Time	Play Description (Drive Plays-Yards, Time)	Titans	Browns
Browns	1	7:49	D.Hopkins 48 yd. Field Goal (12-48, 7:11)	0	3
Titans	2	14:14	N.Folk 44 yd. Field Goal (4--9, 2:06)	3	3
Browns	2	9:39	J.Ford 19 yd. pass from D.Watson (D.Hopkins kick) (9-75, 4:35)	3	10
Browns	2	1:00	D.Hopkins 52 yd. Field Goal (7-46, 2:49)	3	13
Browns	3	5:49	J.Ford 3 yd. run (D.Hopkins kick) (11-85, 5:34)	3	20
Browns	4	6:51	A.Cooper 43 yd. pass from D.Watson (D.Hopkins kick) (10-64, 6:28)	3	27

Game 4: Bengals @ Titans, Oct. 1, 2023

Team	Qtr	Time	Play Description (Drive Plays-Yards, Time)	Titans	Browns
Bengals	1	9:12	E.McPherson 21 yd. Field Goal (11-72, 5:48)	3	0
Titans	1	1:24	N.Folk 53 yd. Field Goal (15-40, 7:48)	3	3
Titans	2	6:31	N.Westbrook-Ikhine 13 yd. pass from R.Tannehill (N.Folk kick) (5-78, 2:54)	3	10
Titans	2	3:58	D.Henry 29 yd. run (N.Folk kick) (4-73, 1:41)	3	17
Titans	2	0:10	J.Whyle 2 yd. pass from D.Henry (N.Folk kick) (7-80, 1:10)	3	24
Titans	3	4:38	N.Folk 35 yd. Field Goal (15-65,10:22)	3	27

Game 5: Titans @ Colts, Oct. 8, 2023

Team	Qtr	Time	Play Description (Drive Plays-Yards, Time)	Titans	Colts
Titans	1	3:13	N.Folk 27 yd. Field Goal (16-75, 8:31)	3	0
Colts	1	0:41	Z.Moss 56 yd. run (M.Gay kick) (5-75, 2:32)	3	7
Colts	2	9:32	M.Gay 43 yd. Field Goal (10-40, 5:06)	3	10
Titans	2	4:39	N.Folk 53 yd. Field Goal (10-48, 4:53)	6	10
Titans	3	12:48	T.Spears 19 yd. run (N.Folk kick) (4-75, 2:12)	13	10
Colts	3	8:00	Z.Moss 3 yd. run (M.Gay kick) (9-75, 4:48)	13	17
Titans	3	2:02	N.Folk 34 yd. Field Goal (11-59, 5:58)	16	17
Colts	4	13:22	M.Gay 35 yd. Field Goal (7-58, 3:40)	16	20
Colts	4	1:00	M.Gay 28 yd. Field Goal (14-84, 7:03)	16	23

Game 6: Ravens @ Titans, Oct. 15, 2023

Team	Qtr	Time	Play Description (Drive Plays-Yards, Time)	Ravens	Titans
Ravens	1	10:26	J.Tucker 41 yd. Field Goal (8-50, 4:34)	3	0
Titans	1	5:34	N.Folk 26 yd. Field Goal (9-67, 4:52)	3	3
Ravens	1	0:04	J.Tucker 28 yd. Field Goal (10-76, 5:30)	6	3
Ravens	2	10:13	J.Tucker 23 yd. Field Goal (6-12, 3:27)	9	3
Ravens	2	3:28	Z.Flowers 10 yd. pass from L.Jackson (kick blocked) (10-80, 5:11)	15	3
Ravens	2	0:00	J.Tucker 29 yd. Field Goal (1-0, 0:01)	18	3
Titans	3	9:24	N.Folk 27 yd. Field Goal (7-83, 2:31)	18	6
Titans	3	8:24	D.Henry 15 yd. run (N.Folk kick) (1-25, 0:13)	18	13
Ravens	4	12:49	J.Tucker 20 yd. Field Goal (13-54, 6:38)	21	13
Ravens	4	4:16	J.Tucker 36 yd. Field Goal (11-71, 4:39)	24	13
Titans	4	0:38	N.Folk 38 yd. Field Goal (10-55, 3:38)	24	16



2023 TITANS GAME-BY-GAME SCORING

Game 7: Falcons @ Titans, Oct. 29, 2023

Team	Qtr	Time	Play Description (Drive Plays-Yards, Time)	Falcons	Titans
Falcons	1	9:47	Y.Koo 29 yd. Field Goal (7-18, 3:15)	3	0
Titans	1	2:28	D.Hopkins 47 yd. pass from W.Levis (N.Folk kick) (4-61, 1:52)	3	7
Titans	2	5:27	D.Hopkins 16 yd. pass from W.Levis (N.Folk kick) (5-33, 2:50)	3	14
Falcons	3	12:06	Y.Koo 49 yd. Field Goal (7-44, 2:54)	6	14
Falcons	3	3:02	Y.Koo 39 yd. Field Goal (11-59, 4:06)	9	14
Titans	3	1:37	D.Hopkins 61 yd. pass from W.Levis (N.Folk kick) (3-75, 1:25)	9	21
Falcons	4	14:17	B.Robinson 13 yd. run (Y.Koo kick) (5-75, 2:20)	16	21
Titans	4	6:59	N.Westbrook-Ikhine 33 yd. pass from W.Levis (N.Folk kick) (9-85, 4:52)	16	28
Falcons	4	3:46	S.Miller 8 yd. pass from T.Heinicke (Y.Koo kick) (8-75, 3:13)	23	28

Game 8: Titans @ Steelers, Nov. 3, 2023

Team	Qtr	Time	Play Description (Drive Plays-Yards, Time)	Titans	Steelers
Steelers	1	10:11	N.Harris 10 yd. run (C.Boswell kick) (10-78, 4:49)	0	7
Titans	1	2:48	N.Folk 36 yd. Field Goal (14-72, 7:23)	3	7
Titans	2	6:35	D.Henry 2 yd. run (N.Folk kick) (11-73, 6:26)	10	7
Steelers	2	1:16	C.Boswell 29 yd. Field Goal (10-65, 5:19)	10	10
Titans	2	0:00	N.Folk 36 yd. Field Goal (8-57, 1:16)	13	10
Steelers	3	5:41	C.Boswell 30 yd. Field Goal (15-75, 8:17)	13	13
Titans	3	0:19	N.Folk 48 yd. Field Goal (9-45, 5:22)	16	13
Steelers	4	4:02	D.Johnson 3 yd. pass from K.Pickett (C.Boswell kick) (11-92, 5:11)	16	20

Game 9: Titans @ Buccaneers, Nov. 12 2023

Team	Qtr	Time	Play Description (Drive Plays-Yards, Time)	Titans	Buccaneers
Titans	1	8:34	N.Folk 38 yd. Field Goal (12-55, 6:26)	3	0
Buccaneers	2	5:39	R.White 43 yd. pass from B.Mayfield (C.McLaughlin kick) (6-85, 3:09)	3	7
Buccaneers	3	10:42	C.McLaughlin 25 yd. Field Goal (11-68, 4:18)	3	10
Buccaneers	3	2:46	M.Evans 22 yd. pass from B.Mayfield (C.McLaughlin kick) (8-80, 4:45)	3	17
Titans	4	12:54	N.Folk 27 yd. Field Goal (11-66, 4:52)	6	17
Buccaneers	4	7:01	C.McLaughlin 35 yd. Field Goal (11-58, 5:53)	6	20

Game 10: Titans @ Jaguars, Nov. 19, 2023

Team	Qtr	Time	Play Description (Drive Plays-Yards, Time)	Titans	Jaguars
Jaguars	1	2:58	C.Ridley 3 yd. pass from T.Lawrence (B.McManus kick) (8-57, 4:43)	0	7
Jaguars	2	2:43	B.McManus 30 yd. Field Goal (11-77, 6:16)	0	10
Jaguars	2	0:14	B.McManus 25 yd. Field Goal (11-65, 1:34)	0	13
Jaguars	3	9:12	T.Lawrence 9 yd. run (B.McManus kick) (9-73, 5:48)	0	20
Jaguars	3	3:22	C.Ridley 20 yd. pass from T.Lawrence (B.McManus kick) (6-80, 3:29)	0	27
Titans	3	0:00	D.Hopkins 43 yd. pass from W.Levis (N.Folk kick) (5-75, 3:22)	7	27
Jaguars	4	7:28	T.Lawrence 5 yd. run (B.McManus kick) (9-36, 5:26)	7	34
Titans	4	4:28	J.Simmons 2 yd. pass from W.Levis (N.Folk kick) (5-75, 3:00)	14	34

Game 11: Panthers @ Titans, Nov. 26 2023

Team	Qtr	Time	Play Description (Drive Plays-Yards, Time)	Panthers	Titans
Titans	1	0:34	D.Henry 1 yd. run (N.Folk kick) (15-91, 9:36)	0	7
Panthers	2	8:51	E.Pineiro 50 yd. Field Goal (14-47, 6:43)	3	7
Titans	2	2:27	D.Henry 10 yd. run (N.Folk kick) (2-15, 0:39)	3	14
Titans	2	0:00	N.Folk 53 yd. Field Goal (5-27, 0:28)	3	17
Panthers	3	8:06	C.Hubbard 5 yd. run (E.Pineiro kick) (11-67, 6:54)	10	17

Game 12: Colts @ Titans, Dec. 3, 2023

Team	Qtr	Time	Play Description (Drive Plays-Yards, Time)	Colts	Titans
Colts	1	12:05	A.Pierce 36 yd. pass from G.Minshe (M.Gay kick) (3-56, 1:15)	7	7
Titans	1	0:13	N.Folk 24 yd. Field Goal (10-46, 3:51)	7	10
Titans	2	10:22	D.Henry 5 yd. run (N.Folk kick) (8-77, 4:19)	7	17
Colts	2	7:39	M.Gay 23 yd. Field Goal (8-70, 2:43)	10	17
Colts	2	0:04	M.Gay 46 yd. Field Goal (6-16, 0:39)	13	17
Colts	3	4:57	M.Gay 23 yd. Field Goal (19-70,10:03)	16	17
Colts	3	0:19	G.Stuard 18 yd. return of blocked punt	22	17
Titans	3	0:19	A.Hooker defensive two point conversion	22	19
Colts	4	11:34	M.Gay 28 yd. Field Goal (4--3, 2:08)	25	19
Titans	4	5:26	D.Hopkins 3 yd. pass from W.Levis (kick failed, wl) (11-75, 6:08)	25	25
Titans	5	4:19	N.Folk 46 yd. Field Goal (10-48, 5:41)	25	28
Colts	5	2:31	M.Pittman 4 yd. pass from G.Minshe	31	28



2023 TITANS GAME-BY-GAME SCORING

Game 13: Titans @ Dolphins, Dec. 11, 2023

Team	Qtr	Time	Play Description (Drive Plays-Yards, Time)	Titans	Dolphins
Dolphins	1	8:25	Z.Sieler 5 yd. interception return (J.Sanders kick)	0	7
Titans	2	6:53	D.Henry 1 yd. run (N.Folk kick) (14-86, 7:13)	7	7
Titans	2	0:00	N.Folk 28 yd. Field Goal (6-69, 0:28)	10	7
Dolphins	3	9:35	J.Sanders 20 yd. Field Goal (11-77, 5:25)	10	10
Titans	3	0:09	N.Folk 23 yd. Field Goal (12-60, 5:44)	13	10
Dolphins	4	12:37	J.Sanders 31 yd. Field Goal (7-59, 2:32)	13	13
Dolphins	4	5:34	R.Mostert 3 yd. run (J.Sanders kick) (2-7, 0:33)	13	20
Dolphins	4	4:34	R.Mostert 5 yd. run (J.Sanders kick) (2-12, 0:54)	13	27
Titans	4	2:40	D.Hopkins 3 yd. pass from W.Levis (W.Levis-N.Westbrook-Ikhine pass) (9-75, 1:54)	21	27
Titans	4	1:49	D. Henry 3 yd. run (N. Folk kick) (4-64, :26)	28	27

Game 14: Texans @ Titans, Dec. 17, 2023

Team	Qtr	Time	Play Description (Drive Plays-Yards, Time)	Texans	Titans
Titans	1	7:09	W.Levis 1 yd. run (kick failed, wr) (11-83, 5:46)	0	6
Titans	2	13:56	E.Molden 44 yd. interception return (N.Folk kick)	0	13
Texans	2	0:00	K.Fairbairn 23 yd. Field Goal (13-52, 5:38)	3	13
Texans	3	6:27	K.Fairbairn 27 yd. Field Goal (10-51, 5:50)	6	13
Texans	3	2:42	K.Fairbairn 53 yd. Field Goal (4-11, 1:55)	9	13
Titans	4	7:28	N.Folk 45 yd. Field Goal (8-19, 4:45)	9	16
Texans	4	3:03	N.Brown 3 yd. pass from C.Keenum (K.Fairbairn kick) (10-79, 4:25)	16	16
Texans	5	0:00	K.Fairbairn 54 yd. Field Goal (5-44, 1:43)	19	16

Game 15: Seahawks @ Titans, Dec. 24, 2023

Team	Qtr	Time	Play Description (Drive Plays-Yards, Time)	Seahawks	Titans
Titans	2	14:14	C.Okonkwo 12 yd. pass from D.Henry (N.Folk kick) (6-57, 3:10)	0	7
Seahawks	2	10:48	J.Myers 28 yd. Field Goal (7-60, 3:26)	3	7
Titans	2	3:18	N.Folk 33 yd. Field Goal (12-60, 7:30)	3	10
Seahawks	3	9:53	J.Myers 27 yd. Field Goal (10-46, 5:07)	6	10
Seahawks	4	12:10	D.Metcalf 11 yd. pass from G.Smith (J.Myers kick) (10-96, 6:33)	13	10
Titans	4	3:21	D.Henry 2 yd. run (N.Folk kick) (15-75, 8:49)	13	17
Seahawks	4	0:57	C.Parkinson 5 yd. pass from G.Smith (J.Myers kick) (14-75, 2:24)	20	17

Game 16: Titans @ Texans, Dec. 31, 2023

Team	Qtr	Time	Play Description (Drive Plays-Yards, Time)	Titans	Texans
Texans	1	7:17	K.Fairbairn 28 yd. Field Goal (13-58, 6:47)	0	3
Texans	2	10:10	B.Jordan 12 yd. pass from C.Stroud (K.Fairbairn kick) (13-94, 7:30)	0	10
Texans	2	10:02	S.Rankins 13 yd. fumble return (K.Fairbairn kick)	0	17
Texans	2	4:17	K.Fairbairn 38 yd. Field Goal (7-44, 2:58)	0	20
Titans	2	0:00	N.Folk 53 yd. Field Goal (6-43, 1:11)	3	20
Texans	3	9:35	K.Fairbairn 27 yd. Field Goal (12-71, 5:25)	3	23
Texans	4	5:33	K.Fairbairn 51 yd. Field Goal (4-2, 2:03)	3	26

Game 17: Titans @ Jaguars, Jan. 7, 2024


Team	Qtr	Time	Play Description (Drive Plays-Yards, Time)	Jaguars	Titans
Jaguars	1	9:45	B.McManus 44 yd. Field Goal (11-49, 5:15)	3	0
Titans	1	5:57	T.Spears 28 yd. pass from R.Tannehill (N.Folk kick) (7-75, 3:48)	3	7
Jaguars	2	12:24	C.Ridley 59 yd. pass from T.Lawrence (B.McManus kick) (7-88, 4:30)	10	7
Titans	2	8:27	D.Henry 18 yd. run (N.Folk kick) (8-75, 3:57)	10	14
Titans	2	3:03	T.Spears 3 yd. run (N.Folk kick) (6-36, 3:30)	10	21
Jaguars	2	0:00	B.McManus 30 yd. Field Goal (4-26, 0:22)	13	21
Titans	3	12:45	D.Hopkins 6 yd. pass from R.Tannehill (N.Folk kick) (4-75, 2:15)	13	28



2023 TITANS GAME-BY-GAME SUMMARIES



Week 1: Titans 15, Saints 16
Sunday, Sept. 10, 2023 • 12:00 p.m. CT • Caesars Superdome



In Week 1 of the 2023 season, the Titans traveled to New Orleans to face the Saints and fell by a score of 16-15. It was a game of field goals before the Saints scored the only touchdown of the day to take the lead and the win.

The Titans took a 3-0 lead on the first possession of the game off a 50-yard field goal from **K Nick Folk**. Titans were able to gain possession to set up the score after **S Amani Hooker** forced and recovered a fumble on the opening kickoff.

The Saints responded with a field goal of their own from **K Balke Grupe** after stringing together a nine-play 67-yard drive to tie it at 3-3.

The Titans then turned in an 11-play, 66-yard drive that ended with another field goal by Folk, this one from 27 yards, and it was 6-3 Tennessee at the 3:07 mark of the first quarter.

After another Grupe field goal made it 6-6 midway through the second quarter, Folk added his third field goal of the game, a 31-yard kick, making it 9-6 Titans with 1:40 remaining in the first half. The seven-play 57-yard field goal drive was highlighted by a 46-yard gain by **RB Derrick Henry** off a screen pass from **QB Ryan Tannehill**.

Tennessee held a 9-6 lead going into halftime after Hooker came up with his second takeaway of the day after intercepting **QB Derek Carr** with 37 seconds remaining in the half.

S Marcus Maye intercepted Tannehill on the opening drive of the second half at the New Orleans one-yard line. The Saints drove down and settled for another field goal by Grupe to tie it 9-9.

Later in the third quarter, the Saints made the Titans pay after Tannehill's third interception of the game, as Carr connected with **WR Rashid Shaheed** for a 19-yard touchdown pass to make it 16-9 with 1:23 left to play in the stanza.

The Titans then strung together a 12-play 48-yard drive highlighted by three first down completions from Tannehill that culminated in a 45-yard field goal by Folk to make it 16-12.

Folk made his fifth field goal of the day with 2:17 left to bring Tennessee within one. But the Titans never got the ball back, as the Saints offense converted two third-down opportunities to run out the clock and seal the victory.

SCORING

	1	2	3	4	Final
Tennessee	6	3	0	6	15
New Orleans	3	3	10	0	16

TEAM	SCORING PLAY	TIME
Titans	N.Folk 50 yd. Field Goal	1-13:40
Saints	B.Grupe 26 yd. Field Goal	1-10:18
Titans	N.Folk 27 yd. Field Goal	1-3:07
Saints	B.Grupe 33 yd. Field Goal	2-7:37
Titans	N.Folk 31 yd. Field Goal	2-1:40
Saints	B.Grupe 52 yd. Field Goal	3-9:25
Saints	R.Shaheed 19 yd. pass from D.Carr (B.Grupe kick)	3-1:23
Titans	N.Folk 45 yd. Field Goal	4-11:12
Titans	N.Folk 29 yd. Field Goal	4-2:17

Missed FGs: None
Attendance: 70,024
Time of Game: 3:17
Weather: Inside
Referee: Ronald Torbert



TEAM STATISTICS

	Titans	Saints
TOTAL FIRST DOWNS	16	15
THIRD DOWN EFFICIENCY	2-12-16.7%	7-16-43.8%
FOURTH DOWN EFFICIENCY	0-0-0.0%	0-0-0.0%
TOTAL NET YARDS	285	351
Plays - Avg.	59-4.8	64-5.5
NET YARDS RUSHING	104	69
Rushes - Avg.	22-4.7	27-2.6
NET YARDS PASSING	181	282
Sacks - Yards Lost	3-17	4-23
PASS ATT-COMP-INT	34-16-3	33-23-1
PUNTS - Avg.	3-35.7	5-48.2
Net Punting Average	33.7	40.8
PUNT RETURNS - Yards	4-37	2-6
KICKOFF RETURNS - Yards	0-0	5-110
INTERCEPTIONS - Yards	1-10	3-5
PENALTIES Number and Yards	6-45	7-45
FUMBLES Number and Lost	0-0	2-1
TOUCHDOWNS	0	1
EXTRA POINTS Made-Attempts	0-0	1-1
RED ZONE EFFICIENCY	0-3-0%	1-4-25%
GOAL TO GO EFFICIENCY	0-0-0%	0-1-0%
SAFETIES	0	0
GIVEAWAYS	3	2
TAKEAWAYS	2	3
TIME OF POSSESSION	31:20	28:40

TITANS STARTERS

OFFENSE		DEFENSE	
WR 16	T. Burks	DL 96	D. Autry
TE 85	C. Okonkwo	DT 93	T. Tart
TE 88	T. Wesco	DT 98	J. Simmons
LT 71	A. Dillard	DT 95	K. Peko
LG 77	P. Skoronski	LB 2	A. Al-Shaair
C 55	A. Brewer	LB 50	J. Gibbens
RG 60	D. Brunskill	OLB 58	H. Landry
RT 66	C. Hubbard	CB 0	S. Murphy-Bunting
WR 10	D. Hopkins	S 31	K. Byard
QB 17	R. Tannehill	S 37	A. Hooker
RB 22	D. Henry	CB 26	K. Fulton

SAINTS STARTERS

OFFENSE		DEFENSE	
WR 13	M. Thomas	RDE 96	C. Granderson
WR 12	C. Olave	DT 99	K. Saunders
LT 70	T. Penning	DT 93	N. Shepherd
LG 74	J. Hurst	LDE 94	C. Jordan
C/G 78	E. McCoy	LB 20	P. Werner
RG 51	C. Ruiz	LB 56	D. Davis
RT 71	R. Ramczyk	SAM 53	Z. Baun
TE 83	J. Johnson	LCB 29	P. Adebbo
TE 87	F. Moreau	SS 6	M. Maye
QB 4	D. Carr	FS 32	T. Mathieu
RB 21	J. Williams	RCB 23	M. Lattimore

TITANS INDIVIDUAL STATISTICS

Rushing	Att	Yds	Avg	Lg	TD
D. Henry	15	63	4.2	18	0
T. Spears	3	27	9.0	17	0
T. Burks	1	9	9.0	9	0
R. Tannehill	3	5	1.7	2	0
Total	22	104	4.7	18	0

Passing	Att	Cmp	Yds	TD	Lg	IN	Rt
R. Tannehill	34	16	198	0	46	3	28.8
Total	34	16	198	0	46	3	28.8

Receiving	No	Yds	Avg	Lg	TD
D. Hopkins	7	65	9.3	16	0
N. Westbrook-Ikhine	4	58	14.5	24	0
D. Henry	2	56	28.0	46	0
T. Burks	2	18	9.0	14	0
T. Spears	1	1	1.0	1	0
Total	16	198	12.4	46	0

Interceptions	No	Yds	Avg	Lg	TD
A. Hooker	1	10	10.0	10	0
Total	1	10	10.0	10	0

Leading Tacklers (Press Box Totals)
 K. Byard 9-6-3; E. Molden 8-6-2; J. Gibbens 7-6-1

Sacks: D. Autry 1.5; A. Key 1.5; J. Simmons 1
FF: S. Murphy-Bunting 1; A. Hooker 1
FR: A. Hooker 1

SAINTS INDIVIDUAL STATISTICS

Rushing	Att	Yds	Avg	Lg	TD
J. Williams	18	45	2.5	11	0
R. Shaheed	2	11	5.5	6	0
T. Jones	1	5	5.0	5	0
D. Carr	3	4	1.3	7	0
T. Hill	3	4	1.3	4	0
Total	27	69	2.6	11	0

Passing	Att	Cmp	Yds	TD	Lg	IN	Rt
D. Carr	33	23	305	1	45	1	96.1
Total	33	23	305	1	45	1	96.1

Receiving	No	Yds	Avg	Lg	TD
C. Olave	8	112	14.0	45	0
R. Shaheed	5	89	17.8	41	1
M. Thomas	5	61	12.2	25	0
J. Johnson	3	36	12.0	27	0
J. Williams	2	7	3.5	5	0
Total	23	305	13.3	45	1

Interceptions	No	Yds	Avg	Lg	TD
M. Maye	1	5	5.0	5	0
M. Lattimore	1	0	0.0	0	0
P. Adebbo	1	0	0.0	0	0
Total	3	5	1.7	5	0

Leading Tacklers (Press Box Totals)
 D. Davis 10-9-1; P. Werner 8-3-5

Sacks: C. Granderson 1.5; P. Werner 0.5;
 C. Jordan 0.5; B. Bresee 0.5
FF: None
FR: None



2023 TITANS GAME-BY-GAME SUMMARIES



Week 2: Titans 27, Chargers 24 Sunday, Sept. 17, 2023 • 12:00 p.m. CT • Nissan Stadium



In Week 2 of the 2023 season, the Titans hosted the Los Angeles Chargers for their home opener and won in overtime by a score of 27-24. The win snapped an eight-game losing streak dating back to last season.

Los Angeles took a 3-0 lead in the first quarter after a failed fourth down try by the Titans put the Chargers in good field position early and **K Cameron Dicker** nailed his 27-yard attempt.

The Chargers then extended their lead to 11-0 after **QB Justin Herbert** found **WR Keenan Allen** for an eight-yard touchdown on fourth-and-four. The Chargers converted the two-point conversion when Herbert found **RT Trey Pipkins III** in the end zone.

The Titans answered with a three-play, 75-yard touchdown drive, highlighted by a 70-yard pass from **QB Ryan Tannehill** to **WR Treylon Burks** to put the ball at the Chargers five. **RB Derrick Henry** ran it for a one-yard score two plays later to make it 11-7.

Los Angeles then made it 14-7 with a 30-yard field goal by Dicker.

But the Titans cut that lead with a 33-yard field goal from **K Nick Folk** as time expired in the first half.

Tennessee opened the second half with a nine-play 75-yard touchdown drive that included a nine-yard completion to **WR DeAndre Hopkins** on third-and-four to keep the drive alive followed by a 20-yard completion to **TE Chig Okonkwo**. After two penalties from the Chargers put the ball at the Los Angeles 12, Tannehill ran it in on an option keeper to take a 17-14 lead.

The Chargers reclaimed the lead at the beginning of the fourth quarter, finishing a seven-play, 80-yard touchdown drive with a 12-yard pass from Herbert to Allen.

The Titans then went up 24-21 with 2:22 left in the fourth quarter after a 49-yard pass from Tannehill to **WR Chris Moore** put the seven-play, 82-yard scoring drive in motion. Tannehill found **WR Nick Westbrook-Ikhine** for a four-yard touchdown.

The Chargers answered by marching 68 yards down the field to the Tennessee seven-yard line. Facing third-and-three, **OLB Harold Landry III** sacked Herbert for an eight-yard loss to force the Chargers to kick the game-tying field goal to send it to overtime.

The Chargers started with the ball in overtime but the Titans forced a three-and-out allowing the offense to start at its own 39-yard line. **RB Tyjae Spears** started the drive with a 14-yard run. Henry then caught a 6-yard pass and ran for four yards on two attempts to get the next first down. Tannehill then found Hopkins for a 14-yard completion to put the Titans in field goal range. As rain started pouring down, Folk drilled the 41-yard game-winning field goal.

SCORING

	1	2	3	4	OT	Final
Los Angeles	3	11	0	10	0	24
Tennessee	0	10	7	7	3	27

TEAM SCORING PLAY

TEAM	SCORING PLAY	TIME
Chargers	C.Dicker 27 yd Field Goal	1-3:46
Chargers	K.Allen 8 yd pass from J.Herbert (J.Herbert-Ti.Pipkins pass)	2-8:16
Titans	D.Henry 1 yd. run (N.Folk kick)	2-7:09
Chargers	C.Dicker 30 yd Field Goal	2-4:23
Titans	N.Folk 33 yd. Field Goal	2-0:00
Titans	R.Tannehill 12 yd. run (N.Folk kick)	3-10:08
Chargers	K.Allen 12 yd pass from J.Herbert (C.Dicker)	4-14:38
Titans	N.Westbrook-Ikhine 4 yd. pass from R.Tannehill	4-2:22
Chargers	C.Dicker 33 yd. Field Goal	4-0:00
Titans	N.Folk 41 yd. Field Goal	5-5:02

Missed FGs: None

Attendance: 67,438

Time of Game: 3:02

Weather: 64°, Cloudy, Wind NW 11 mph

Referee: Alan Eck



TEAM STATISTICS

	Chargers	Titans
TOTAL FIRST DOWNS	19	22
THIRD DOWN EFFICIENCY	2-14-14.3%	6-13-46.2%
FOURTH DOWN EFFICIENCY	3-3-100.0%	0-1-0.0%
TOTAL NET YARDS	342	341
Plays - Avg.	65-5.3	63-5.4
NET YARDS RUSHING	61	141
Rushes - Avg.	21-2.9	34-4.1
NET YARDS PASSING	281	200
Sacks - Yards Lost	3-24	5-46
PASS ATT-COMP-INT	41-27-0	24-20-0
PUNTS - Avg.	6-39.0	5-61.2
Net Punting Average	37.2	44.6
PUNT RETURNS - Yards	4-63	2-11
KICKOFF RETURNS - Yards	1-24	0-0
INTERCEPTIONS - Yards	0-0	0-0
PENALTIES Number and Yards	4-43	7-45
FUMBLES Number and Lost	0-0	0-0
TOUCHDOWNS	2	3
EXTRA POINTS Made-Attempts	2-2	3-3
RED ZONE EFFICIENCY	2-5-40%	3-4-75%
GOAL TO GO EFFICIENCY	0-1-0%	2-2-100%
SAFETIES	0	0
GIVEAWAYS	0	0
TAKEAWAYS	0	0
TIME OF POSSESSION	28:09	36:49

CHARGERS STARTERS

OFFENSE		DEFENSE	
WR 81	M.Williams	OLB 52	K.Mack
WR 13	K.Allen	DL 98	A.Johnson
LT 70	R.Slater	OLB 45	T.Tuipulotu
LG 77	Z.Johnson	DL 51	S.Joseph
C 63	C.Linsley	LB 9	K.Murray
RG 68	J.Salyer	LB 31	N.Niemann
RT 79	T.Pipkins	DB 36	J.Taylor
TE 89	D.Parham	CB 27	J.Jackson
TE 7	G.Everett	CB 26	A.Samuel
QB 10	J.Herbert	S 32	A.Gilman
RB 25	J.Kelley	S 3	D.James

TITANS STARTERS

OFFENSE		DEFENSE	
WR 10	D.Hopkins	DL 96	D.Autry
WR 16	T.Burks	DT 93	T.Tart
LT 71	A.Dillard	DT 98	J.Simmons
LG 77	X.Newman	DT 95	K.Peko
C 55	A.Brewer	LB 2	A.Al-Shaair
RG 60	D.Brunskill	LB 50	J.Gibbens
RT 66	C.Hubbard	OLB 58	H.Landry
TE 85	C.Okonkwo	S 24	E.Molden
WR 10	N.Westbrook-Ikhine	CB 21	R.McCreary
QB 17	R.Tannehill	CB 0	S.Murphy-Bunting
RB 22	D.Henry	S 31	K.Byard

CHARGERS INDIVIDUAL STATISTICS

Rushing	Att	Yds	Avg	Lg	TD		
J.Kelley	13	39	3.0	15	0		
D.Davis	1	10	10.0	10	0		
E.Dotson	4	6	1.5	2	0		
M.Williams	1	3	3.0	3	0		
I.Spiller	1	3	3.0	3	0		
J.Herbert	1	0	0.0	0	0		
Total	21	61	2.9	15	0		
Passing	Att	Cmp	Yds	TD	Lg	IN	Rt
J.Herbert	41	27	305	2	42	0	104.2
Total	41	27	305	2	42	0	104.2
Receiving	No	Yds	Avg	Lg	TD		
K.Allen	8	111	13.9	42	2		
M.Williams	8	83	10.4	20	0		
G.Everett	3	47	15.7	29	0		
J.Palmer	3	13	4.3	6	0		
E.Dotson	2	13	6.5	7	0		
S.Smartt	1	24	24.0	24	0		
Q.Johnston	1	7	7.0	7	0		
D.Parham	1	7	7.0	7	0		
Total	27	305	11.3	42	2		
Interceptions	No	Yds	Avg	Lg	TD		
None	0	0	0.0	0	0		
Total	0	0	0.0	0	0		

Leading Tacklers (Press Box Totals)

D.James 11-7-4; K.Murray 10-5-5; N.Niemman 8-4-4

Sacks: J.Bosa 2; K.Murray 1; T.Tuipulotu 1; M.Fox 1
FF: None
FR: None

TITANS INDIVIDUAL STATISTICS

Rushing	Att	Yds	Avg	Lg	TD		
D.Henry	25	80	3.2	23	1		
T.Spears	8	49	6.1	14	0		
R.Tannehill	1	12	12.0	12	1		
Total	34	141	4.1	23	2		
Passing	Att	Cmp	Yds	TD	Lg	IN	Rt
R.Tannehill	24	20	246	1	70	0	123.3
Total	24	20	246	1	70	0	123.3
Receiving	No	Yds	Avg	Lg	TD		
D.Hopkins	4	40	10.0	14	0		
C.Okonkwo	4	35	8.8	20	0		
T.Burks	3	76	25.3	70	0		
N.Westbrook-Ikhine	3	25	8.3	14	1		
D.Henry	3	15	5.0	9	0		
T.Spears	2	6	3.0	4	0		
C.Moore	1	49	49.0	49	0		
Total	20	246	12.3	70	1		
Interceptions	No	Yds	Avg	Lg	TD		
None	0	0	0.0	0	0		
Total	0	0	0.0	0	0		

Leading Tacklers (Press Box Totals)

K.Byard 12-7-5; T.Avery 8-7-1; A.Al-Shaair 8-5-3

Sacks: J.Simmons 1; D.Autry 1; H.Landry 1
FF: None
FR: None



2023 TITANS GAME-BY-GAME SUMMARIES



Week 3: Titans 3, Browns 27 Sunday, Sept. 24, 2023 • 1:00 p.m. ET • Cleveland Browns Stadium



In Week 3 of the 2023 season, the Titans traveled to Cleveland to face the Browns and fell by a score of 27-3.

Cleveland got on the board first on their opening drive with a 48-yard field goal by **K Dustin Hopkins**.

After both teams traded punts, **CB Sean Murphy-Bunting** stripped **WR Elijah Moore** and recovered the fumble at the Cleveland 17-yard line. But the offense was forced to settle for a 44-yard field goal by **K Nick Folk** to tie the game at 3-3 to open the second quarter.

The Browns reclaimed the lead on the following drive. **QB DeShaun Watson** found **RB Jerome Ford** for the 19-yard touchdown. The Titans were called for pass interference twice on the drive which put the Browns at the Tennessee 30-yard line.

Cleveland extended its lead on their next drive with a 52-yard field goal from Hopkins to make it 13-3 with one minute remaining in the first half. **QB Ryan Tannehill** drove the team down to the Cleveland 11-yard line with the help of two big receptions, a 26-yard completion to **WR DeAndre Hopkins** and a 33-yard completion to **WR Chris Moore**. But the scoring drive was thwarted as Tannehill was sacked on third-and-10 as time ran out.

The Browns then moved ahead 20-3 midway through the third quarter with a 11-play, 85-yard drive that culminated in a three-yard rushing touchdown by Ford.

Tennessee was unable to get anything going on offense as they punted on back-to-back possessions. The Browns scored a final time with 6:51 left in the game when Watson found **WR Amari Cooper** for a 43-yard touchdown.

The deficit proved too large for the Titans to overcome as Tennessee fell on the road to Cleveland.

SCORING

	1	2	3	4	Final
Tennessee	0	3	0	0	3
Cleveland	3	10	7	7	27

TEAM	SCORING PLAY	TIME
Browns	D.Hopkins 48 yd. Field Goal	1-7:49
Titans	N.Folk 44-yd. Field Goal	2-14:14
Browns	J.Ford 19 yd. pass from D.Watson (D.Hopkins kick)	2-9:39
Browns	D.Hopkins 52 yd. Field Goal	2-1:00
Browns	J.Ford 3-yd. run (D.Hopkins kick)	3-5:49
Browns	A.Cooper 43 yd. pass from D.Watson (D.Hopkins kick)	4-6:51

Missed FGs: None

Attendance: 67,919

Time of Game: 2:48

Weather: 68°, Sun/Clouds, Wind NE 5 mph

Referee: Craig Wrolstad



TEAM STATISTICS

	Titans	Browns
TOTAL FIRST DOWNS	6	23
THIRD DOWN EFFICIENCY	2-12-16.7%	6-13-46.2%
FOURTH DOWN EFFICIENCY	1-1-100.0%	1-1-100.0%
TOTAL NET YARDS	94	341
Plays - Avg.	45-2.1	67-5.1
NET YARDS RUSHING	26	78
Rushes - Avg.	15-1.7	31-2.5
NET YARDS PASSING	68	263
Sacks - Yards Lost	5-36	3-26
PASS ATT-COMP-INT	25-13-0	33-27-0
PUNTS - Avg.	7-53.4	3-46.3
Net Punting Average	46.1	42.0
PUNT RETURNS - Yards	1-13	2-11
KICKOFF RETURNS - Yards	1-21	1-26
INTERCEPTIONS - Yards	0-0	0-0
PENALTIES Number and Yards	8-80	5-46
FUMBLES Number and Lost	1-0	3-1
TOUCHDOWNS	0	3
EXTRA POINTS Made-Attempts	0-0	3-3
RED ZONE EFFICIENCY	0-2-0%	2-2-100%
GOAL TO GO EFFICIENCY	0-0-0%	1-1-100%
SAFETIES	0	0
GIVEAWAYS	0	1
TAKEAWAYS	1	0
TIME OF POSSESSION	21:31	38:29

TITANS STARTERS

OFFENSE		DEFENSE	
WR 10	D.Hopkins	OLB 49	A.Key
WR 16	T. Burks	DT 98	J.Simmons
LT 71	A.Dillard	DT 93	T.Tart
LG 75	D.Radunz	DT 95	K.Peko
C 55	A.Brewer	LB 57	L.Gifford
RG 60	D.Brunskill	LB 2	A.Al-Shaair
RT 66	C.Hubbard	LB 50	J.Gibbens
TE 85	C.Okonkwo	S 37	A.Hooker
TE 88	T.Wesco	CB 26	K.Fulton
QB 17	R.Tannehill	CB 0	S.Murphy-Bunting
RB 22	D.Henry	S 31	K.Byard

BROWNS STARTERS

OFFENSE		DEFENSE	
WR 2	A.Cooper	DE 95	M.Garrett
LT 71	J.Wills	DT 96	J.Elliott
LG 75	J.Bitonio	DT 94	D.Tomlinson
C 55	E.Pocic	DE 99	Z.Smith
RG 77	W.Teller	LB 6	J.Owusu-Koramoah
RT 79	D.Jones	LB 5	A.Walker
TE 85	D.Njoku	LB 44	S.Takitaki
TE 88	H.Bryant	CB 21	D.Ward
WR 11	D.Peoples-Jones	S 22	G.Delpit
QB 4	D.Watson	S 1	J.Thornhill
RB 34	J.Ford	CB 23	M.Emerson

TITANS INDIVIDUAL STATISTICS

Rushing	Att	Yds	Avg	Lg	TD
D.Henry	11	20	1.8	9	0
T.Spears	4	6	1.5	5	0
Total	15	26	1.7	9	0

Passing	Att	Cmp	Yds	TD	Lg	IN	Rt
R.Tannehill	25	13	104	0	33	0	62.8
Total	25	13	104	0	33	0	62.8

Receiving	No	Yds	Avg	Lg	TD
T.Spears	4	3	0.8	5	0
D.Hopkins	3	48	16.0	26	0
C.Okonkwo	3	7	2.3	6	0
C.Moore	2	41	20.5	33	0
T.Burks	1	5	5.0	5	0
Total	13	104	8.0	33	0

Interceptions	No	Yds	Avg	Lg	TD
None					
Total	0	0	0.0	0	0

Leading Tacklers (Press Box Totals)

A.Hooker 11-9-2; R.McCreary 10-5-5

Sacks: A.Al-Shaair 1; D.Autry 1; R.McCreary 1;

FF: Autry 1; S.Murphy-Bunting 1

FR: S.Murphy-Bunting 1

BROWNS INDIVIDUAL STATISTICS

Rushing	Att	Yds	Avg	Lg	TD
P.Strong	6	27	4.5	9	0
J.Ford	10	18	1.8	9	1
D.Watson	4	16	4.0	10	0
K.Hunt	5	13	2.6	5	0
H.Bryant	2	4	2.0	2	0
M.Goodwin	1	1	1.0	1	0
E.Moore	3	-1	-0.3	2	0
Total	31	78	2.5	10	1

Passing	Att	Cmp	Yds	TD	Lg	IN	Rt
D.Watson	33	27	289	2	43	0	123.4
Total	33	27	289	2	43	0	123.4

Receiving	No	Yds	Avg	Lg	TD
E.Moore	9	49	5.4	14	0
A.Cooper	7	116	16.6	43	1
D.Njoku	4	20	5.0	7	0
D.Peoples-Jones	3	49	16.3	29	0
J.Ford	2	33	16.5	19	1
K.Hunt	2	22	11.0	13	0
Total	27	289	10.7	43	2

Interceptions	No	Yds	Avg	Lg	TD
None					
Total	0	0	0.0	0	0

Leading Tacklers (Press Box Totals)

M.Garrett 5-4-1; J.Owusu-Koramoah 5-3-2

Sacks: M.Garrett 3.5; A.Wright 1; O.Okoronkwo 0.5

FF: M.Garrett 1

FR: None



2023 TITANS GAME-BY-GAME SUMMARIES



Week 4: Titans 27, Bengals 3 Sunday, Oct. 1, 2023 • 12:00 p.m. CT • Nissan Stadium



In Week 4 of the 2023 season, the Titans hosted the Cincinnati Bengals and won by a score of 27-3. Tennessee's defense limited Cincinnati to just 211 net yards and one red zone appearance that ended in their lone field goal. Offensively, the Titans converted eight-of-13 third down chances (61.5 percent) and possessed the ball for 34 minutes, 45 seconds while putting up 400 net yards of offense.

Cincinnati won the coin toss and elected to receive the kick. After driving down to the Tennessee 10-yard line, they were unable to convert and forced to kick a field goal. The 21-yard field goal by **K Evan McPherson** gave the Bengals the early 3-0 lead.

It was all Titans from there. On the ensuing drive, Tennessee tied the game 3-3 with a 53-yard field goal by **K Nick Folk** on a 15-play, seven-minute, 48-second drive that saw a fourth-and-two conversion when **QB Ryan Tannehill** found **RB Tyjae Spears** for three yards and the first down.

Later in the second quarter, the Titans took the lead on a 15-yard touchdown pass from Tannehill to **WR Nick Westbrook-Ikhine** which capped a five-play, 78-yard drive that featured a 38-yard completion to **WR DeAndre Hopkins** and a 24-yard completion to **TE Josh Whyle**.

After the Titans defense forced a three-and-out and a punt, the offense took over at their own 27-yard line and strung together a four-play, 73-yard touchdown drive to take a 17-3 lead. Spears got the drive going with a 22-yard run. Tannehill then connected with Westbrook-Ikhine for another big completion of 22 yards. **RB Derrick Henry** finished it off with a 29-yard touchdown run.

Tennessee scored once more before the half to extend the lead to 24-7 and cap off a 21-point quarter. Tannehill found **WR Chris Moore** for a 44-yard gain down the sideline to give Tennessee the ball at Cincinnati's 20-yard line. After two more completions for 18 yards and a defensive holding call, the Titans were at the two-yard line. Henry lined up in Wildcat formation and hit Whyle with a two-yard jump-pass for the touchdown with 10 seconds remaining in the half.

The Titans extended their lead to 27-3 on the opening possession of the second half with a 15-play, 10-minute and 22-second drive that culminated in a 35-yard field goal by Folk.

Neither team would score again, as the Titans defense shut down the Bengals to seal the 27-3 victory.

SCORING

	1	2	3	4	Final
Cincinnati	3	0	0	0	3
Tennessee	3	21	3	0	27

TEAM	SCORING PLAY	TIME
Bengals	E.McPherson 21 yd. Field Goal	1-9:12
Titans	N.Folk 53 yd. Field Goal	1-1:24
Titans	N.Westbrook-Ikhine 13 yd. pass from R.Tannehill (N. Folk kick)	2-6:31
Titans	D.Henry 29 yd. run (N.Folk kick)	2-3:58
Titans	J.Whyle 2 yd. pass from D.Henry (N.Folk kick)	2-0:10
Titans	N.Folk 35 yd. Field Goal	3-4:38

Missed FGs: None

Attendance: 68,951

Time of Game: 2:47

Weather: 82°, Sunny, Wind ENE 4 mph

Referee: Shawn Smith



TEAM STATISTICS

	Bengals	Titans
TOTAL FIRST DOWNS	14	23
THIRD DOWN EFFICIENCY	2-9-22.2%	8-13-61.5%
FOURTH DOWN EFFICIENCY	0-1-0.0%	1-1-100.0%
TOTAL NET YARDS	211	400
Plays - Avg.	51-4.1	62-6.5
NET YARDS RUSHING	72	173
Rushes - Avg.	18-4.0	33-5.2
NET YARDS PASSING	139	227
Sacks - Yards Lost	3-26	3-15
PASS ATT-COMP-INT	30-20-0	26-19-1
PUNTS - Avg.	5-51.4	2-46.5
Net Punting Average	40.0	45.5
PUNT RETURNS - Yards	1-2	3-37
KICKOFF RETURNS - Yards	1-25	1-16
INTERCEPTIONS - Yards	1-0	0-0
PENALTIES Number and Yards	5-40	5-27
FUMBLES Number and Lost	2-1	3-0
TOUCHDOWNS	0	3
EXTRA POINTS Made-Attempts	0-0	3-3
RED ZONE EFFICIENCY	0-1-0%	2-4-50%
GOAL TO GO EFFICIENCY	0-1-0%	1-1-100%
SAFETIES	0	0
GIVEAWAYS	1	1
TAKEAWAYS	1	1
TIME OF POSSESSION	25:15	34:45

BENGALS STARTERS

OFFENSE			DEFENSE		
TE 89	D.Sample	RDE 91	T.Hendrickson		
LT 75	O.Brown	NT 98	D.Reader		
LG 67	C.Volson	DT 92	B.Hill		
C 64	T.Karras	DE 94	S.Hubbard		
RG 65	A.Cappa	LB 55	L.Wilson		
RT 73	J.Williams	LB 57	G.Pratt		
WR 5	T.Higgins	NCB 21	M.Hilton		
WR 83	T.Boyd	CB 29	C.Taylor-Britt		
WR 1	J.Chase	CB 22	C.Awuzie		
QB 9	J.Burrow	S 33	N.Scott		
HB 28	J.Mixon	S 23	D.Hill		

TITANS STARTERS

OFFENSE			DEFENSE		
WR 10	D.Hopkins	DE 96	D.Autry		
WR 15	N.Westbrook-Ikhine	DT 98	J.Simmons		
LT 71	A.Dillard	NT 93	T.Tart		
LG 75	D.Radunz	OLB 58	H.Landry		
C 55	A.Brewer	LB 2	A.AI-Shaair		
RG 60	D.Brunskill	LB 50	J.Gibbens		
RT 66	C.Hubbard	S 37	A.Hooker		
TE 85	T.Wesco	CB 6	K.Fulton		
WR 11	C.Moore	CB 0	S.Murphy-Bunting		
QB 17	R.Tannehill	S 31	K.Byard		
RB 22	D.Henry	CB 21	R.McCreary		

BENGALS INDIVIDUAL STATISTICS

Rushing	Att	Yds	Avg	Lg	TD
J.Mixon	14	67	4.8	13	0
T.Williams	1	4	4.0	4	0
J.Burrow	3	1	0.3	1	0
Total	18	72	4.0	13	0

Passing	Att	Cmp	Yds	TD	Lg	IN	Rt
J.Burrow	30	20	165	0	17	0	80.6
Total	30	20	165	0	17	0	80.6

Receiving	No	Yds	Avg	Lg	TD
J.Chase	7	73	10.4	17	0
T.Boyd	4	26	6.5	9	0
T.Higgins	2	19	9.5	10	0
T.Hudson	2	18	9.0	12	0
T.Irwin	1	17	17.0	17	0
J.Mixon	1	9	9.0	9	0
M.Wilcox	1	7	7.0	7	0
D.Sample	1	-1	-1.0	-1	0
C.Brown	1	-3	-3.0	-3	0
Total	20	165	8.3	17	0

Interceptions	No	Yds	Avg	Lg	TD
D.Hill	1	0	0.0	0	0
Total	1	0	0.0	0	0

Leading Tacklers (Press Box Totals)

N.Scott 10-9-1; D.Hill 8-3-5

Sacks: S.Hubbard 1; M. Murphy 1; T.Hendrickson 0.5; B. Hill 0.5
FF: C.Taylor-Britt
FR: None

TITANS INDIVIDUAL STATISTICS

Rushing	Att	Yds	Avg	Lg	TD
D.Henry	22	122	5.5	29	1
T.Spears	5	40	8.0	22	0
R.Tannehill	6	11	1.8	7	0
Total	33	173	5.2	29	1

Passing	Att	Cmp	Yds	TD	Lg	IN	Rt
R.Tannehill	25	18	240	1	44	1	98.8
D.Henry	1	1	2	1	2	0	118.8
Total	26	19	242	2	44	1	111.4

Receiving	No	Yds	Avg	Lg	TD
N.Westbrook-Ikhine	5	51	10.2	22	1
D.Hopkins	4	63	15.8	38	0
C.Okonkwo	3	29	9.7	13	0
T.Spears	3	18	6.0	9	0
J.Whyle	2	26	13.0	24	1
C.Moore	1	44	44.0	44	0
D.Henry	1	11	11.0	11	0
Total	19	242	12.7	44	2

Interceptions	No	Yds	Avg	Lg	TD
None					
Total	0	0	0.0	0	0

Leading Tacklers (Press Box Totals)

J.Gibbens 10-4-6; A.AI-Shaair 9-5-4

Sacks: T.Gipson 1; A.Key 1; D.Autry 0.5; J.Simmons 0.5;
FF: T.Gipson 1
FR: K.Byard 1



2023 TITANS GAME-BY-GAME SUMMARIES



Week 5: Titans 16, Colts 23 Sunday, Oct. 8, 2023 • 1:00 p.m. ET • Lucas Oil Stadium



In Week 5 of the 2023 season, the Titans traveled to Indianapolis and lost by a score of 23-16 to the Colts.

After forcing a punt on the Colts' opening possession, the Titans strung together a 16-play, 75-yard drive that resulted in a 27-yard field goal by **K Nick Folk** to take a 3-0 lead. **QB Ryan Tannehill** completed six passes to five different receivers for 58 yards during the drive.

The Colts answered on the following drive with a 56-yard touchdown run by RB Zack Moss to take the 7-3 lead.

The Titans were forced to punt after going three-and-out to start the second quarter and the Colts took over at their own 35-yard line. **QB Anthony Richardson** strung together a 10-play, 40-yard drive that culminated in a 43-yard field goal by **K Matt Gay** to extend their lead.

Tennessee responded with a field goal of its own on the following possession. **K Nick Folk** was good from 53 yards, tied for his longest field goal of the season.

At the end of the second quarter, Indianapolis drove down to the Tennessee five-yard line but the Titans defense was able to keep the Colts off the scoreboard coming up with a fourth-and-one stop with seconds left on the clock to keep the score 10-6 going into the half.

The Titans opened the second half with a 19-yard touchdown run by **RB Tyjae Spears** that capped off a four-play, 75-yard drive that included two receptions for 52 yards by **WR DeAndre Hopkins** to make it 13-10.

The Colts scored on the ensuing drive on a three-yard rush from Moss after driving 75 yards down the field on nine plays to reclaim a 17-13 lead.

The two teams then traded field goals to make the score 20-16 as Folk hit a 34-yarder with 2:02 left in the third quarter and Gay was good from 35 yards to open the fourth quarter.

Tennessee then drove down to the Indianapolis five-yard line but **RB Derrick Henry**

was stuffed on fourth-and-one to turn the ball over on downs. Indianapolis capitalized as they drove 84 yards on 14 plays for a 28-yard field goal that took 7:03 off the clock and gave them a 23-16 lead with one minute left in the game.

Needing a touchdown, the Titans started their final drive on their own 25-yard line but were unable to convert as the Colts came up with an interception to end the game and seal their victory.

SCORING

	1	2	3	4	Final
Tennessee	3	3	10	0	16
Indianapolis	7	3	7	6	23

TEAM	SCORING PLAY	TIME
Titans	N.Folk 27 yd. Field Goal	1-3:13
Colts	Z.Moss 56 yd. run (M.Gay kick)	1-0:41
Colts	M.Gay 43 yd. Field Goal	2-9:32
Titans	N.Folk 53 yd. Field Goal	2-4:39
Titans	T.Spears 19 yd. run (N.Folk kick)	3-12:48
Colts	Z.Moss 3 yd. run (M.Gay kick)	3-8:00
Titans	N.Folk 34 yd. Field Goal	3-2:02
Colts	M.Gay 35 yd. Field Goal	4-13:22
Colts	M.Gay 28 yd. Field Goal	4-1:00

Missed FGs: None

Attendance: 65,287

Time of Game: 2:51

Weather: 53°, Cloudy, Wind WNW 7 mph

Referee: Brad Rogers



TEAM STATISTICS

	Titans	Colts
TOTAL FIRST DOWNS	19	21
THIRD DOWN EFFICIENCY	5-12-41.7%	8-13-61.5%
FOURTH DOWN EFFICIENCY	1-2-50.0%	0-1-0.0%
TOTAL NET YARDS	348	429
Plays - Avg.	58-6.0	61-7.0
NET YARDS RUSHING	89	193
Rushes - Avg.	22-4.0	34-5.7
NET YARDS PASSING	259	236
Sacks - Yards Lost	1-5	1-17
PASS ATT-COMP-INT	35-23-1	26-20-0
PUNTS - Avg.	1-43.0	1-50.0
Net Punting Average	38.0	38.0
PUNT RETURNS - Yards	1-12	1-5
KICKOFF RETURNS - Yards	1-12	1-19
INTERCEPTIONS - Yards	0-0	1-10
PENALTIES Number and Yards	4-58	8-55
FUMBLES Number and Lost	0-0	1-0
TOUCHDOWNS	1	2
EXTRA POINTS Made-Attempts	1-1	2-2
RED ZONE EFFICIENCY	1-4-25%	1-5-20%
GOAL TO GO EFFICIENCY	0-0-0%	1-1-100%
SAFETIES	0	0
GIVEAWAYS	1	0
TAKEAWAYS	0	1
TIME OF POSSESSION	28:57	31:03

TITANS STARTERS

OFFENSE		DEFENSE	
TE 85	C.Okonkwo	DL 96	D.Autry
LT 71	A.Dillard	NT 95	K.Peko
LG 77	P.Skoronski	DT 98	J.Simmons
C 55	A.Brewer	OLB 58	H.Landry
RG 60	D.Brunskill	LB 2	A.Al-Shaair
RT 66	C.Hubbard	LB 50	J.Gibbens
WR 15	N.Westbrook-Ikhine	S 37	A.Hooker
WR 10	D.Hopkins	CB 6	K.Fulton
TE 81	J.Whyle	CB 0	S.Murphy-Bunting
QB 17	R.Tannehill	S 31	K.Byard
RB 22	D.Henry	CB 21	R.McCreary

COLTS STARTERS

OFFENSE		DEFENSE	
WR 1	J.Downs	DE 52	S.Ebukam
WR 11	M.Pittman	DT 99	D.Buckner
TE 85	A.Ogletree	DE 54	D.Odeyngbo
LT 73	B.Freeland	NT 90	G.Stewart
LG 56	Q.Nelson	MLB 44	Z.Franklin
C 78	R.Kelly	CB 29	J.Brents
RG 75	W.Fries	CB 23	K.Moore
RT 72	B.Smith	CB 40	J.Jones
WR 14	A.Pierce	FS 25	R.Thomas
QB 5	A.Richardson	SS 32	J.Blackmon
RB 21	Z.Moss	LB 45	E.Speed

TITANS INDIVIDUAL STATISTICS

Rushing	Att	Yds	Avg	Lg	TD
D.Henry	13	43	3.3	8	0
T.Spears	7	34	4.9	19	1
R.Tannehill	2	12	6.0	13	0
Total	22	89	4.0	19	1

Passing	Att	Cmp	Yds	TD	Lg	IN	Rt
R.Tannehill	34	23	264	0	36	1	78.6
D.Henry	1	0	0	0	0	0	39.6
Total	35	23	264	0	36	1	76.4

Receiving	No	Yds	Avg	Lg	TD
D.Hopkins	8	140	17.5	36	0
C.Okonkwo	5	33	6.6	11	0
T.Spears	4	35	8.8	14	0
D.Henry	3	19	6.3	13	0
T.Wesco	1	21	21.0	21	0
N.Westbrook-Ikhine	1	9	9.0	9	0
J.Whyle	1	7	7.0	7	0
Total	23	264	11.5	36	0

Interceptions	No	Yds	Avg	Lg	TD
None					
Total	0	0	0.0	0	0

Leading Tacklers (Press Box Totals)

A.Al-Shaair 15-7-8; J.Gibbens 10-7-3

Sacks: R.McCreary 1

FF: R.McCreary 1

FR: None

COLTS INDIVIDUAL STATISTICS

Rushing	Att	Yds	Avg	Lg	TD
Z.Moss	23	165	7.2	56	2
J.Taylor	6	18	3.0	5	0
A.Richardson	2	5	2.5	4	0
I.McKenzie	1	4	4.0	4	0
G.Minshew	2	1	0.5	2	0
Total	34	193	5.7	56	2

Passing	Att	Cmp	Yds	TD	Lg	IN	Rt
G.Minshew	14	11	155	0	27	0	112.8
A.Richardson	12	9	98	0	38	0	98.6
Total	26	20	253	0	38	0	106.7

Receiving	No	Yds	Avg	Lg	TD
J.Downs	6	97	16.2	38	0
M.Pittman	5	52	10.4	27	0
Z.Moss	2	30	15.0	26	0
A.Ogletree	2	16	8.0	13	0
K.Granson	2	15	7.5	9	0
M.Alie-Cox	1	17	17.0	17	0
J.Taylor	1	16	16.0	16	0
A.Pierce	1	10	10.0	10	0
Total	20	253	12.7	38	0

Interceptions	No	Yds	Avg	Lg	TD
J.Blackmon	1	10	10.0	10	0
Total	1	10	10.0	10	0

Leading Tacklers (Press Box Totals)

Z.Franklin 12-7-5; K.Moore 9-7-2

Sacks: S.Ebukam 1

FF: None

FR: None



2023 TITANS GAME-BY-GAME SUMMARIES



Week 6: Titans 16, Ravens 24
Sunday, Oct. 15, 2023 • 2:30 p.m. BST • Tottenham Hotspur Stadium



In Week 6 of the 2023 season, the Titans traveled to London to take on the Baltimore Ravens and lost by a score of 24-16.

The Ravens scored a field goal on their opening possession of the game. **K Justin Tucker** made the 41-yard attempt to give Baltimore a 3-0 lead.

The Titans answered on the following possession with a 26-yard field goal by **K Nick Folk** to tie the game after Tennessee drove down to the Baltimore eight-yard line with first down receptions by **WR Chris Moore** and **TE Josh Whyle** and two defensive pass interference penalties forced by **WR DeAndre Hopkins**.

Baltimore produced another field goal on the following drive to take a 6-3 lead. After forcing Tennessee to go three-and-out, **WR Devin Duvernay** returned **P Ryan Stonehouse's** punt 70 yards to the Titans 17-yard line. The Titans defense held strong in the red zone as **LB Harold Landry III** tackled **QB Lamar Jackson** for a four-yard loss on third-and-goal at the one-yard line to force another short field goal to make it 9-3 early in the second quarter.

Baltimore scored on their next possession after driving down to the Tennessee 10-yard line before Jackson found **WR Zay Flowers** for the first touchdown of the game on a 10-play, 80-yard drive. The Ravens attempted a two-point conversion but after being called for offensive pass interference, they attempted to kick the extra point which was blocked by **DL Denico Aurtry** to make it 15-3.

The Tennessee defense came up with a big stop to force a punt with 12 seconds left in the half. But **WR Kyle Philips** muffed the punt and it was recovered by **LB Del'Shawn Phillips** at the Tennessee 11-yard line with one second remaining. Tucker kicked his third field goal to make it 18-3 as time expired in the first half.

After the Titans defense forced a three-and-out, **RB Derrick Henry** took a direct snap and broke loose to the Ravens nine-yard line for a 63-yard gain to set up goal-to-go. But the Titans had to settle for a field goal, a 27-yarder by Folk to make it 18-6 with 9:24 remaining in the third quarter.

An interception by **CB Sean Murphy-Bunting** gave the Titans the ball at the Baltimore 30-yard line. A few snaps later, Henry scored on a 15-yard touchdown run to cut the lead to 18-13 at the 8:24 mark of the third quarter.

QB Ryan Tannehill was intercepted by **S Geno Stone** on the next Titan's possession and the Ravens cashed in with another field goal to make it 21-13 early in the fourth quarter. Tucker made another field goal with 4:16 left to extend the lead to 11.

Folk made a 38-yard field goal to make it 24-16 with 38 seconds remaining, but the Titans were unable to complete the comeback as the ensuing onside kick was recovered by the Ravens and they ran out the clock to seal their victory.

SCORING

	1	2	3	4	Final
Baltimore	6	12	0	6	24
Tennessee	3	0	10	3	16

TEAM	SCORING PLAY	TIME
Ravens	J.Tucker 41 yd. Field Goal	1-10:26
Titans	N.Folk 26 yd. Field Goal	1-5:34
Ravens	J.Tucker 28 yd. Field Goal	1-0:04
Ravens	J.Tucker 23 yd. Field Goal	2-10:13
Ravens	Z.Flowers 10 yd. pass from L.Jackson (kick blocked)	2-3:28
Ravens	J.Tucker 29 yd. Field Goal	2-0:00
Titans	N.Folk 27 yd. Field Goal	3-9:24
Titans	D.Henry 15 yd. run (N.Folk kick)	3-8:24
Ravens	J.Tucker 20 yd. Field Goal	4-12:49
Ravens	J.Tucker 36 yd. Field Goal	4-4:16
Titans	N.Folk 38 yd. Field Goal	4-0:38

Missed FGs: None

Attendance: 61,011

Time of Game: 3:09

Weather: 52°, Sunny, Wind NNW 8 mph

Referee: Bill Vinovich



RAVENS STARTERS

OFFENSE		DEFENSE	
WR 4	Z.Flowers	DT 92	J.Madubuike
WR 7	R.Bateman	NT 58	M.Pierce
LT 79	R.Stanley	RUSH50	K.Van Noy
LG 76	J.Simpson	ILB 0	R.Smith
C 64	T.Linderbaum	ILB 6	P.Queen
RG 70	K.Zeitler	SAM 24	J.Clowney
RT 78	M.Moses	CB 21	B.Stephens
TE 89	M.Andrews	CB 44	M.Humphrey
QB 8	L.Jackson	CB 10	A.Maulet
FB 42	P.Ricard	SS 14	K.Hamilton
RB 43	J.Hill	FS 32	M.Williams

TITANS STARTERS

OFFENSE		DEFENSE	
WR 10	D.Hopkins	DE 96	D.Autry
WR 15	N.Westbrook	DT 98	J.Simmons
LT 71	A.Dillard	NT 90	N.Jones
LG 77	P.Skoronski	DE 95	K.Peko
C 55	A.Brewer	OLB 58	H.Landry
RG 60	D.Brunskill	ILB 2	A.Al-Shaair
RT 66	C.Hubbard	ILB 50	J.Gibbens
TE 88	T.Wesco	CB 0	S.Murphy-Bunting
WR 11	C.Moore	S 37	A.Hooker
QB 17	R.Tannehill	S 31	K.Byard
RB 22	D.Henry	CB 21	R.McCreary

RAVENS INDIVIDUAL STATISTICS

Rushing	Att	Yds	Avg	Lg	TD
L.Jackson	13	62	4.8	12	0
G.Edwards	16	41	2.6	8	0
J.Hill	8	35	4.4	10	0
Z.Flowers	1	1	1.0	1	0
M.Andrews	1	0	0.0	0	0
Total	39	139	3.6	12	0

Passing	Att	Cmp	Yds	TD	Lg	IN	Rt
L.Jackson	30	21	223	1	38	1	88.6
Total	30	21	223	1	38	1	88.6

Receiving	No	Yds	Avg	Lg	TD
Z.Flowers	6	50	8.3	14	1
M.Andrews	4	69	17.3	38	0
J.Hill	3	0	0.0	2	0
N.Agholor	2	40	20.0	21	0
O.Beckham	2	34	17.0	32	0
R.Bateman	2	15	7.5	8	0
G.Edwards	1	12	12.0	12	0
P.Ricard	1	3	3.0	3	0
Total	21	223	10.6	38	1

Interceptions	No	Yds	Avg	Lg	TD
G.Stone	1	24	24.0	24	0
Total	1	24	24.0	24	0

Leading Tacklers (Press Box Totals)

P.Queen 9-7-2; R.Smith 9-4-5

Sacks: J.Clowney 2; J.Madubuike 2; P.Queen 1; K.Van Noy 1; FF: None; FR: None

TITANS INDIVIDUAL STATISTICS

Rushing	Att	Yds	Avg	Lg	TD
D.Henry	12	97	8.1	63	1
M.Willis	3	17	5.7	11	0
T.Spears	4	15	3.8	12	0
Total	19	129	6.8	63	1

Passing	Att	Cmp	Yds	TD	Lg	IN	Rt
R.Tannehill	16	8	76	0	20	1	37.5
M.Willis	5	4	74	0	48	0	118.8
Total	21	12	150	0	48	1	59.6

Receiving	No	Yds	Avg	Lg	TD
N.Westbrook-Ikhine	3	25	8.3	10	0
C.Okonkwo	2	18	9.0	11	0
D.Henry	2	16	8.0	9	0
T.Spears	1	48	48.0	48	0
D.Hopkins	1	20	20.0	20	0
J.Whyle	1	11	11.0	11	0
K.Philips	1	6	6.0	6	0
C.Moore	1	6	6.0	6	0
Total	12	150	12.5	48	0

Interceptions	No	Yds	Avg	Lg	TD
S.Murphy-Bunting	1	10	10.0	10	0
Total	1	10	10.0	10	0

Leading Tacklers (Press Box Totals)

A.Al-Shaair 15-9-6; K.Byard 10-8-2

Sacks: H.Landry 1

FF: None

FR: None

TEAM STATISTICS		
	Ravens	Titans
TOTAL FIRST DOWNS	20	17
THIRD DOWN EFFICIENCY	8-16-50.0%	1-9-11.1%
FOURTH DOWN EFFICIENCY	0-0-0.0%	0-0-0.0%
TOTAL NET YARDS	360	233
Plays - Avg.	70-5.1	46-5.1
NET YARDS RUSHING	139	129
Rushes - Avg.	39-3.6	19-6.8
NET YARDS PASSING	221	104
Sacks - Yards Lost	1-2	6-46
PASS ATT-COMP-INT	30-21-1	21-12-1
PUNTS - Avg.	3-48.7	5-52.6
Net Punting Average	45.0	34.4
PUNT RETURNS - Yards	3-91	3-11
KICKOFF RETURNS - Yards	2-41	0-0
INTERCEPTIONS - Yards	1-24	1-10
PENALTIES Number and Yards	9-88	6-45
FUMBLES Number and Lost	0-0	1-1
TOUCHDOWNS	1	1
EXTRA POINTS Made-Attempts	0-1	1-1
RED ZONE EFFICIENCY	1-6-17%	1-4-25%
GOAL TO GO EFFICIENCY	0-2-0%	0-2-0%
SAFETIES	0	0
GIVEAWAYS	1	2
TAKEAWAYS	2	1
TIME OF POSSESSION	35:42	24:18



2023 TITANS GAME-BY-GAME SUMMARIES



Week 8: Titans 28, Falcons 23 Sunday, Oct. 29, 2023 • 12:00 p.m. CT • Nissan Stadium



In Week 8 of the 2023 season, the Titans came off their bye to take on the Atlanta Falcons and won by a score of 28-23 with rookie **QB Will Levis** making his Titans starting debut and throwing for four touchdowns and 238 yards.

The Falcons got on the board first with a 29-yard field goal from **K Younghoe Koo** after recovering a fumble at the Titans 28-yard line on the opening possession. Atlanta drove down to the Tennessee seven-yard line, but **OLB Harold Landry III** sacked **QB Desmond Ridder** for a three-yard loss on third-and-five to force the field goal. It was one of six sacks the Tennessee defense had on the day.

Later in the first quarter, Tennessee scored its first touchdown of the day on a four-play, 61-yard drive ending with a 47-yard pass from Levis to **WR DeAndre Hopkins** to take the 7-3 lead.

In the middle of the second quarter, **DT Jeffery Simmons** stripped-sacked Ridder and the fumble was recovered by **LB Azeez Al-Shaair** at the Atlanta 33-yard line. Tennessee capitalized on the turnover with another Levis to Hopkins touchdown connection, this time for a 16-yard score.

Atlanta opened the second half with a 49-yard field goal from Koo to make it 14-6 with 12:02 left in the third.

With 3:02 left in the third, Koo made his third field goal of the day after **QB Taylor Heinicke** drove the Falcons down to the Tennessee 21-yard line with three completions to three different receivers for 49 yards.

The Titans answered on the ensuing drive with a third touchdown for Levis and Hopkins. **RB Derrick Henry** opened the drive with a 14-yard rush, he would go on to finish with 101 rushing yards. Levis then found Hopkins for the 61-yard touchdown to make it 21-9 with 1:37 left in the third.

Atlanta responded with their first touchdown of the day on a 13-yard touchdown run by **RB Bijan Robinson** to cut the lead to five. Heinicke connected with **WR KhaDarel Hodge** for a 52-yard gain to put the Falcons at the Tennessee 22-yard line before the score.

The two teams traded punts before Tennessee took over at their own 15-yard line. The Titans strung together a nine-play, 85-yard touchdown drive highlighted by a 23-

yard run by **RB Tyjae Spears** that culminated in a 33-yard touchdown toss from Levis to **WR Nick Westbrook-Ikhine** to take a 28-16 lead which proved to be the difference.

Falcons responded on the next drive with a eight-play, 75-yard drive, ending in a eight-yard touchdown pass from Heinicke to **WR Scotty Miller** to make it 28-23 with 3:46 left in the game.

The Titans held on for the win as the Falcons were unable to gain another first down as Tennessee ended in victory formation.

SCORING

	1	2	3	4	Final
Atlanta	3	0	6	14	23
Tennessee	7	7	7	7	28

TEAM	SCORING PLAY	TIME
Falcons	Y.Koo 29 yd. Field Goal	1-9:47
Titans	D.Hopkins 47 yd. pass from W.Levis (N.Folk kick)	1-2:28
Titans	D.Hopkins 16 yd. pass from W.Levis (N.Folk kick)	2-5:27
Falcons	Y.Koo 49 yd. Field Goal	3-12:06
Falcons	Y.Koo 39 yd. Field Goal	3-3:02
Titans	D.Hopkins 61 yd. pass from W.Levis (N.Folk kick)	3-1:37
Falcons	B.Robinson 13 yd. run (Y.Koo kick)	4-14:17
Titans	N.Westbrook-Ikhine 33 yd. pass from W.Levis (N.Folk kick)	4-6:59
Falcons	S.Miller 8 yd. pass from T.Heinicke	4-3:46

Missed FGs: None

Attendance: 68,008

Time of Game: 3:12

Weather: 77°, Cloudy, Wind WSW 7 mph

Referee: Clay Martin



TEAM STATISTICS

	Falcons	Titans
TOTAL FIRST DOWNS	17	17
THIRD DOWN EFFICIENCY	4-15-26.7%	5-15-33.3%
FOURTH DOWN EFFICIENCY	1-2-50.0%	1-1-100.0%
TOTAL NET YARDS	342	375
Plays - Avg.	66-5.2	67-5.6
NET YARDS RUSHING	140	149
Rushes - Avg.	26-5.4	36-4.1
NET YARDS PASSING	202	226
Sacks - Yards Lost	6-44	2-12
PASS ATT-COMP-INT	34-20-0	29-19-0
PUNTS - Avg.	6-50.8	8-52.5
Net Punting Average	45.5	46.8
PUNT RETURNS - Yards	1-6	5-32
KICKOFF RETURNS - Yards	2-39	1-13
INTERCEPTIONS - Yards	0-0	0-0
PENALTIES Number and Yards	3-15	6-53
FUMBLES Number and Lost	1-1	1-1
TOUCHDOWNS	2	4
EXTRA POINTS Made-Attempts	2-2	4-4
RED ZONE EFFICIENCY	2-3-67%	1-1-100%
GOAL TO GO EFFICIENCY	1-1-100%	0-0-0%
SAFETIES	0	0
GIVEAWAYS	1	1
TAKEAWAYS	1	1
TIME OF POSSESSION	27:01	32:59

FALCONS STARTERS

OFFENSE		DEFENSE	
TE 81	J.Smith	OLB 48	B.Dupree
LT 70	J.Matthews	DL 90	D.Onyemata
LG 65	M.Bergeron	DL 97	G.Jarrett
C 67	D.Dalman	DL 93	C.Campbell
RG 63	C.Lindstrom	ILB 55	K.Elliss
RT 76	K.McGary	ILB 53	N.Landman
TE 8	K.Pitts	OLB 17	A.Ebiketie
WR 15	V.Jefferson	CB 24	A.Terrell
WR 5	D.London	CB 1	J.Okudah
QB 9	D.Ridder	S 3	J.Bates
RB 7	B.Robinson	S 27	R.Grant

TITANS STARTERS

OFFENSE		DEFENSE	
TE 88	T.Wesco	DE 96	D.Autry
TE 85	C.Okonkwo	DT 98	J.Simmons
LT 78	N.Petit-Frere	DE 95	K.Peko
LG 77	P.Skoronski	OLB 49	A.Key
C 55	A.Brewer	ILB 2	A.Al-Shaair
RG 60	D.Brunskill	ILB 50	J.Gibbens
RT 66	C.Hubbard	S 24	E.Molden
WR 16	T.Burks	CB 33	E.Garror
WR 10	D.Hopkins	CB 0	S.Murphy-Bunting
QB 8	W.Levis	CB 26	K.Fulton
RB 22	D.Henry	S 37	A.Hooker

FALCONS INDIVIDUAL STATISTICS

Rushing	Att	Yds	Avg	Lg	TD
B.Robinson	11	62	5.6	25	1
T.Algeier	8	31	3.9	9	0
D.Ridder	3	26	8.7	23	0
T.Heinicke	2	14	7.0	11	0
C.Patterson	2	7	3.5	4	0
Total	26	140	5.4	25	1

Passing	Att	Cmp	Yds	TD	Lg	IN	Rt
T.Heinicke	21	12	175	1	52	0	100.3
D.Ridder	12	8	71	0	13	0	82.3
J.Smith	1	0	0	0	0	0	39.6
Total	34	20	246	1	52	0	91.1

Receiving	No	Yds	Avg	Lg	TD
D.London	5	55	11.0	21	0
K.Hodge	3	75	25.0	52	0
K.Pitts	3	35	11.7	14	0
V.Jefferson	3	24	8.0	11	0
M.Hollins	2	27	13.5	20	0
S.Miller	2	14	7.0	8	1
J.Smith	1	13	13.0	13	0
M.Pruitt	1	3	3.0	3	0
Total	20	246	12.3	52	1

Interceptions	No	Yds	Avg	Lg	TD
None					

Leading Tacklers (Press Box Totals)
K.Elliss 8-6-2; R.Grant 8-5-3; N.Landman 8-4-4

Sacks	FF	FR
B.Dupree 1, A.Ebiketie 1	None	None
C.Campbell		

TITANS INDIVIDUAL STATISTICS

Rushing	Att	Yds	Avg	Lg	TD
D.Henry	22	101	4.6	14	0
T.Spears	3	27	9.0	23	0
W.Levis	7	11	1.6	5	0
M.Willis	2	4	2.0	4	0
C.Okonkwo	1	4	4.0	4	0
A.Hooker	1	2	2.0	2	0
Total	36	149	4.1	23	0

Passing	Att	Cmp	Yds	TD	Lg	IN	Rt
W.Levis	29	19	238	4	61	0	130.5
Total	29	19	238	4	61	0	130.5

Receiving	No	Yds	Avg	Lg	TD
D.Hopkins	4	128	32.0	61	3
C.Okonkwo	4	23	5.8	12	0
D.Henry	4	21	5.3	8	0
K.Philips	3	24	8.0	10	0
T.Spears	3	9	3.0	5	0
N.Westbrook-Ikhine	1	33	33.0	33	1
Total	19	238	12.5	61	4

Interceptions	No	Yds	Avg	Lg	TD
None					

Leading Tacklers (Press Box Totals)
A.Al-Shaair 11-7-4; K.Fulton 9-5-4

Sacks	FF	FR
H.Landry 2, J.Simmons 2, D.Autry 1, J.Gibbens 1	J.Simmons 1	A.Al-Shaair 1



2023 TITANS GAME-BY-GAME SUMMARIES



Week 9: Titans 16, Steelers 20 Thursday, Nov. 3, 2023 • 8:15 p.m. EDT • Acrisure Stadium



In Week 9 of the 2023 season, the Titans traveled to Pittsburgh to take on the Steelers on Thursday Night Football and fell by a score of 20-16.

The Steelers scored a touchdown on the opening drive of the game. Pittsburgh drove down the field with a 10-play, 78-yard drive ending in a 10-yard touchdown run by **RB Najee Harris** to give the Steelers the early 7-0 lead.

The Titans answered with a 36-yard field goal by **K Nick Folk** after a 14-play, 72-yard drive that included four penalties by the Pittsburgh defense and a fourth-and-one conversion by **RB Derrick Henry**.

Later in the second quarter, Tennessee took the lead as Henry scored on a two-yard touchdown run to make it 10-7. The third-down run capped an 11-play, 73-yard drive highlighted by passes of 17 yards and 23 yards by **QB Will Levis**.

The Steelers immediately answered with a 29-yard field goal by **K Chris Boswell** to tie the game at 10-10 with 1:16 remaining in the half.

Levis then guided the offense back into field goal territory with four completions for 56 yards including a pair of completions to **WR Kyle Philips** for 45 yards. Folk made the 36-yard attempt as time expired to go into halftime with a 13-10 lead.

Pittsburgh tied the game with 5:41 left in the third quarter on a 30-yard Boswell field goal that capped a 15-play, 75-yard drive.

The Titans then reclaimed the lead on a 48-yard field goal by Folk to make it 16-13 with 19 seconds left in the third quarter. The nine-play, 45-yard drive was highlighted by a 23-yard connection between Levis and Henry.

The Steelers then mounted a comeback stringing together a 11-play, 92-yard touchdown drive with 4:02 left in the game to take the 20-16 lead. **QB Kenny Pickett** found **WR Diontae Johnson** for a 32-yard gain to put the Steelers at the Tennessee 23-yard line. **RB Jaylen Warren** then ran 22 yards to the one-yard line. Pickett found Johnson for the score.

Tennessee was unable to answer as a fourth down pass to **WR Treylon Burks** on the next possession fell incomplete.

The Titans defense came up with a three-and-out to give the offense a chance with 1:44 left in the game. Levis drove the team down to the Pittsburgh 19-yard line on five completions for 69 yards including a 29-yard pass to **WR Chris Moore** and two completions for 23 yards to **TE Chig Okonkwo**. But in the final seconds Levis was intercepted by **LB Kwon Alexander** to end the game.

SCORING

	1	2	3	4	Final
Tennessee	3	10	3	0	16
Pittsburgh	7	3	3	7	20

TEAM	SCORING PLAY	TIME
Steelers	N.Harris 10 yd. run (C.Boswell kick)	1-10:11
Titans	N.Folk 36 yd. Field Goal	1-2:48
Titans	D.Henry 2 yd. run (N.Folk kick)	2-6:35
Steelers	C.Boswell 29 yd. Field Goal	2-1:16
Titans	N.Folk 36 yd. Field Goal	2-0:00
Steelers	C.Boswell 30 yd. Field Goal	3-5:41
Titans	N.Folk 48 yd. Field Goal	3-0:19
Steelers	D.Johnson 3 yd. pass from K.Pickett (C.Boswell kick)	4-4:02

Missed FGs: None

Attendance: 65,969

Time of Game: 3:12

Weather: 40°, Mostly Clear, Wind S 5 mph

Referee: John Hussey



TEAM STATISTICS

	Titans	Steelers
TOTAL FIRST DOWNS	23	22
THIRD DOWN EFFICIENCY	3-13-23.1%	6-12-50.0%
FOURTH DOWN EFFICIENCY	1-2-50.0%	0-0-0.0%
TOTAL NET YARDS	340	326
Plays - Avg.	68-5.0	60-5.4
NET YARDS RUSHING	105	166
Rushes - Avg.	25-4.2	30-5.5
NET YARDS PASSING	235	160
Sacks - Yards Lost	4-27	0-0
PASS ATT-COMP-INT	39-22-1	30-19-0
PUNTS - Avg.	3-57.0	4-50.0
Net Punting Average	52.7	48.3
PUNT RETURNS - Yards	2-7	2-13
KICKOFF RETURNS - Yards	2-46	2-42
INTERCEPTIONS - Yards	0-0	1-0
PENALTIES Number and Yards	7-51	10-80
FUMBLES Number and Lost	0-0	0-0
TOUCHDOWNS	1	2
EXTRA POINTS Made-Attempts	1-1	2-2
RED ZONE EFFICIENCY	1-4-25%	2-4-50%
GOAL TO GO EFFICIENCY	1-1-100%	2-3-67%
SAFETIES	0	0
GIVEAWAYS	1	0
TAKEAWAYS	0	1
TIME OF POSSESSION	31:09	28:51

TITANS STARTERS

OFFENSE		DEFENSE	
WR 16	T.Burks	DE 96	D.Autry
TE 88	T.Wesco	DT 98	J.Simmons
TE 85	C.Okonkwo	DE 95	K.Peko
LT 71	A.Dillard	OLB 49	A.Key
LG 77	P.Skoronski	ILB 2	A.Al-Shaair
C 55	A.Brewer	ILB 50	J.Gibbens
RG 60	D.Brunskill	DB 24	E.Molden
RT 78	N.Petit-Frere	CB 0	S.Murphy-Bunting
WR 10	D.Hopkins	CB 26	K.Fulton
QB 8	W.Levis	S 38	T.Edmunds
RB 22	D.Henry	S 37	A.Hooker

STEELERS STARTERS

OFFENSE		DEFENSE	
WR 18	D.Johnson	DT 97	C.Heyward
LT 65	D.Moore	DT 57	M.Adams
LG 73	I.Seumalo	DE 99	L.Ogunjobi
C 61	M.Cole	LOLB 90	T.Watt
RG 78	J.Daniels	LILB 55	C.Holcomb
RT 77	B.Jones	RILB 50	E.Roberts
WR 11	A.Robinson	ROLB 56	A.Highsmith
WR 14	G.Pickens	LCB 20	P.Peterson
QB 8	K.Pickett	RCB 24	J.Porter
FB 83	Co.Heyward	SS 31	K.Neal
RB 22	N.Harris	S 23	D.Kazee

TITANS INDIVIDUAL STATISTICS

Rushing	Att	Yds	Avg	Lg	TD
D.Henry	17	75	4.4	15	1
T.Spears	5	18	3.6	8	0
D.Hopkins	1	5	5.0	5	0
T.Burks	1	5	5.0	5	0
W.Levis	1	2	2.0	2	0
Total	25	105	4.2	15	1

Passing	Att	Cmp	Yds	TD	Lg	IN	Rt
W.Levis	39	22	262	0	29	1	66.4
Total	39	22	262	0	29	1	66.4

Receiving	No	Yds	Avg	Lg	TD
K.Philips	4	68	17.0	24	0
D.Hopkins	4	60	15.0	29	0
T.Spears	4	4	1.0	8	0
C.Okonkwo	3	28	9.3	12	0
D.Henry	3	27	9.0	23	0
T.Burks	2	23	11.5	21	0
C.Moore	1	29	29.0	29	0
N.Westbrook-Ikhine	1	23	23.0	23	0
Total	22	262	11.9	29	0

Interceptions	No	Yds	Avg	Lg	TD
None					

Leading Tacklers (Press Box Totals)

A.Al-Shaair 10-2-8; A.Hooker 7-6-1; J.Simmons 7-4-3

Sacks: None

FF: None

FR: None

STEELERS INDIVIDUAL STATISTICS

Rushing	Att	Yds	Avg	Lg	TD
J.Warren	11	88	8.0	22	0
N.Harris	16	69	4.3	25	1
C.Austin	2	10	5.0	8	0
K.Pickett	1	-1	-1.0	-1	0
Total	30	166	5.5	25	1

Passing	Att	Cmp	Yds	TD	Lg	IN	Rt
K.Pickett	30	19	160	1	32	0	88.2
Total	30	19	160	1	32	0	88.2

Receiving	No	Yds	Avg	Lg	TD
D.Johnson	7	90	12.9	32	1
J.Warren	3	25	8.3	9	0
Co.Heyward	2	16	8.0	11	0
N.Harris	2	7	3.5	4	0
G.Pickens	2	-1	-0.5	2	0
A.Robinson	1	10	10.0	10	0
D.Washington	1	7	7.0	7	0
M.Boykin	1	6	6.0	6	0
Total	19	160	8.4	32	1

Interceptions	No	Yds	Avg	Lg	TD
K.Alexander	1	0	0.0	0	0

Leading Tacklers (Press Box Totals)

E.Roberts 9-4-5; K.Neal 7-3-4

Sacks: A.Highsmith 2; M.Golden 1; T.Watt 1

FF: None

FR: None



2023 TITANS GAME-BY-GAME SUMMARIES



Week 10: Titans 6, Buccaneers 20 Sunday, Nov. 12, 2023 • 1:00 p.m. EDT • Raymond James Stadium



In Week 10 of the 2023 season, the Titans traveled to Tampa Bay to take on the Buccaneers and fell by a score of 20-6.

The Titans got on the board on the opening possession with a 38-yard field goal by **K Nick Folk** to take an early 3-0 lead. The 12-play, 55-yard drive was highlighted by a 15-yard reception by **WR DeAndre Hopkins** from **QB Will Levis** and a 15-yard rush by **RB Tyjae Spears**.

Tampa Bay then began their march down the field, making it to the Tennessee 35-yard line on a pair of completions for 37 yards by **QB Baker Mayfield** before he was intercepted by **CB Roger McCreary** in the end zone.

The two teams then traded punts before Tennessee took over at the Tampa Bay 41-yard line after **DB Eric Garrow** returned the punt 15 yards. But the Titans were forced to settle for a 51-yard field goal attempt that was missed by Folk with 12:39 left in the half.

Three-and-outs and punts by both teams gave the Buccaneers the ball at their own 15-yard line with 8:48 left in the half. The Buccaneers drove to the Tennessee 43-yard line when Mayfield found **RB Rachaad White** on a screen pass out of the backfield and he ran it the rest of the way for the touchdown to take a 7-3 lead.

Tampa Bay opened the second half with a 25-yard field goal by **K Chase McLaughlin**. Mayfield found **WR Mike Evans** for a 43 yard completion to set up first-and-goal but a one-yard run by White and two incompletions from Mayfield forced the field goal.

Later in the third quarter, Tampa Bay scored again with a 22-yard touchdown completion from Mayfield to Evans to take a 17-3 lead.

The Titans cut the lead to 17-6 with a 27-yard field goal by Folk after driving to the Tampa Bay six-yard line.

The Buccaneers answered and stretched the lead back to 20-6 on the next possession with a 35-yard field goal by McLaughlin with 7:01 left in the game. Neither team scored again as the Buccaneers were forced to punt twice and Tennessee was unable to convert on two fourth-down chances.

SCORING

	1	2	3	4	Final
Tennessee	3	0	0	3	6
Tampa Bay	0	7	10	3	20

TEAM SCORING PLAY

TEAM	SCORING PLAY	TIME
Titans	N.Folk 38 yd. Field Goal	1-8:34
Buccaneers	R.White 43 yd. pass from B.Mayfield (C.McLaughlin kick)	2-5:39
Buccaneers	C.McLaughlin 25 yd. Field Goal	3-10:42
Buccaneers	M.Evans 22 yd. pass from B.Mayfield (C.McLaughlin kick)	3-2:46
Titans	N.Folk 27 yd. Field Goal	4-12:54
Buccaneers	C.McLaughlin 35 yd. Field Goal	4-7:01

Missed FGs: N.Folk 51WR

Attendance: 62,725

Time of Game: 2:55

Weather: 85°, Cloudy, Humidity 66%, Wind W 6 mph

Referee: Alan Eck



TEAM STATISTICS

	Titans	Buccaneers
TOTAL FIRST DOWNS	14	19
THIRD DOWN EFFICIENCY	6-15-40.0%	7-15-46.7%
FOURTH DOWN EFFICIENCY	0-2-0.0%	0-0-0.0%
TOTAL NET YARDS	209	340
Plays - Avg.	59-3.5	61-5.6
NET YARDS RUSHING	42	77
Rushes - Avg.	16-2.6	29-2.7
NET YARDS PASSING	167	263
Sacks - Yards Lost	4-32	3-15
PASS ATT-COMP-INT	39-19-1	29-18-1
PUNTS - Avg.	4-56.8	5-34.2
Net Punting Average	48.0	29.6
PUNT RETURNS - Yards	3-23	2-15
KICKOFF RETURNS - Yards	0-0	0-0
INTERCEPTIONS - Yards	1-18	1-28
PENALTIES Number and Yards	5-35	7-50
FUMBLES Number and Lost	0-0	0-0
TOUCHDOWNS	0	2
EXTRA POINTS Made-Attempts	0-0	2-2
RED ZONE EFFICIENCY	0-2-0%	0-2-0%
GOAL TO GO EFFICIENCY	0-2-0%	0-1-0%
SAFETIES	0	0
GIVEAWAYS	1	1
TAKEAWAYS	1	1
TIME OF POSSESSION	28:20	31:40

TITANS STARTERS

OFFENSE		DEFENSE	
WR 10	D.Hopkins	DE 96	D.Aurry
TE 85	C.Okonkwo	DT 93	T.Tart
LT 71	A.Dillard	DT 98	J.Simmons
LG 77	P.Skoronski	DE 95	K.Peko
C 55	A.Brewer	OLB 58	H.Landry
RG 75	D.Radunz	ILB 2	A.Al-Shaair
RT 66	C.Hubbard	ILB 50	J.Gibbens
TE 88	T.Wesco	S 24	E.Molden
QB 8	W.Levis	CB 26	K.Fulton
TE 81	J.Whyle	CB 21	R.McCreary
RB 22	D.Henry	S 37	A.Hooker

BUCCANEERS STARTERS

OFFENSE		DEFENSE	
WR 13	M.Evans	DL 94	C.Kancey
WR 14	C.Godwin	DL 90	L.Hall
TE 87	P.Durham	NT 50	V.Vea
LT 78	T.Wirfs	OLB 9	J.Tryon
LG 64	A.Stinne	ILB 45	D.White
C 70	R.Hainsey	ILB 54	L.David
RG 69	C.Mauch	OLB 7	S.Barrett
RT 67	L.Goedeke	CB 27	Z.McCollum
TE 88	C.Otton	CB 35	J.Dean
QB 6	B.Mayfield	S 31	A.Winfield
RB 1	R.White	S 23	R.Neal

TITANS INDIVIDUAL STATISTICS

Rushing	Att	Yds	Avg	Lg	TD
D.Henry	11	24	2.2	8	0
T.Spears	5	18	3.6	15	0
Total	16	42	2.6	15	0

Passing	Att	Cmp	Yds	TD	Lg	IN	Rt
W.Levis	39	19	199	0	29	1	53.3
Total	39	19	199	0	29	1	53.3

Receiving	No	Yds	Avg	Lg	TD
T.Spears	4	42	10.5	15	0
K.Philips	3	61	20.3	29	0
D.Hopkins	3	27	9.0	15	0
C.Okonkwo	3	27	9.0	15	0
C.Moore	2	21	10.5	11	0
J.Whyle	2	16	8.0	10	0
N.Westbrook-Ikhine	1	9	9.0	9	0
D.Henry	1	-4	-4.0	-4	0
Total	19	199	10.5	29	0

Interceptions	No	Yds	Avg	Lg	TD
R.McCreary	1	18	18.0	18	0

Leading Tacklers (Press Box Totals)

H.Landry 9-4-5; E.Molden 8-6-2

Sacks: D.Aurry 1; H.Landry 1; T.Tart 1

FF: None

FR: None

BUCCANEERS INDIVIDUAL STATISTICS

Rushing	Att	Yds	Avg	Lg	TD
R.White	20	51	2.6	11	0
B.Mayfield	3	12	4.0	9	0
C.Edmonds	4	9	2.3	9	0
D.Thompkins	1	6	6.0	6	0
K.Trask	1	-1	-1.0	-1	0
Total	29	77	2.7	11	0

Passing	Att	Cmp	Yds	TD	Lg	IN	Rt
B.Mayfield	29	18	278	2	43	1	102.4
Total	29	18	278	2	43	1	102.4

Receiving	No	Yds	Avg	Lg	TD
M.Evans	6	143	23.8	43	1
C.Godwin	4	54	13.5	17	0
R.White	2	47	23.5	43	1
T.Palmer	2	21	10.5	15	0
C.Otton	2	10	5.0	6	0
D.Thompkins	1	5	5.0	5	0
C.Edmonds	1	-2	-2.0	-2	0
Total	18	278	15.4	43	2

Interceptions	No	Yds	Avg	Lg	TD
A.Winfield	1	28	28.0	28	0

Leading Tacklers (Press Box Totals)

A.Winfield 6-3-3; Z.McCollum 5-3-2; L.David 5-3-2

Sacks: S.Barrett 1; Y.Diaby 1; V.Vea 1; D.White 1

FF: None

FR: None



2023 TITANS GAME-BY-GAME SUMMARIES



Week 11: Titans 14, Jaguars 34 Sunday, Nov. 19, 2023 • 1:00 p.m. EDT • EverBank Stadium



In Week 11 of the 2023 season, the Titans traveled to Jacksonville to take on the division rivals Jaguars and fell by a score of 34-14.

The Jaguars got on the board late in the first quarter after **QB Will Levis** fumbled a high snap which was recovered by **LB Foyesade Oluokun** to give the Jaguars the ball at the Jacksonville 43-yard line. The Jaguars drove down to the Tennessee three-yard line where **QB Trevor Lawrence** found **WR Calvin Ridley** for the touchdown to take a 7-0 lead.

Later in the second quarter, the Jaguars strung together an 11-play, 77-yard drive that culminated in a **K Brandon McManus** 30-yard field goal to give the Jaguars the 10-0 lead.

With 1:48 left in the half, the Jaguars got the ball back after the Titans were forced to punt. Jacksonville drove down to the Tennessee 14-yard line off a 34-yard completion between Lawrence and Ridley but were forced to settle for another McManus field goal to make it 13-0 going into the half.

Jacksonville opened the second half with a nine-play, 73-yard scoring drive capped off by a nine-yard touchdown run by Lawrence to put the Jaguars up 20-0 with 9:12 remaining in the third.

The Jaguars extended the lead to 27-0 when Lawrence found Ridley for a 20-yard touchdown later in the third.

The Titans finally got on the board at the end of third quarter. With five seconds remaining, **RB Derrick Henry** took a direct snap and then handed it off to **RB Tyjae Spears** who pitched it to Levis who found **WR DeAndre Hopkins** for the 43-yard touchdown to make it 27-7 going into the fourth quarter.

But after the Titans defense forced a three-and-out and punt, **DB Eric Garror** fumbled on the return to give Jacksonville the ball back. The Jaguars cashed in on the turnover with nine-play, 36-yard drive ending with five-yard touchdown run by Lawrence to make it 34-7 with 7:28 left in the game.

The Titans made it 34-14 on the next possession. A 49-yard completion to WR

Chris Moore from Levis put the Titans at the Jacksonville 31-yard line. Henry ran it for 16 yards to the four-yard line to set up goal-to-go. After Spears ran it two yards, Levis found **DT Jeffery Simmons**, who lined up at fullback for the two-yard touchdown pass with 4:28 left in the game.

Jacksonville was able to run the clock down to 32 seconds on the next possession to solidify the win as the Titans fell to 3-7 on the season.

SCORING

	1	2	3	4	Final
Tennessee	0	0	7	7	14
Jacksonville	7	6	14	7	34

TEAM	SCORING PLAY	TIME
Jaguars	C.Ridley 3 yd. pass from T.Lawrence (B.McManus kick)	1-2:58
Jaguars	B.McManus 30 yd. Field Goal	2-2:43
Jaguars	B.McManus 25 yd. Field Goal	2-0:14
Jaguars	T.Lawrence 9 yd. run (B.McManus kick)	3-9:12
Jaguars	C.Ridley 20 yd. pass from T.Lawrence (B.McManus kick)	3-3:22
Titans	D.Hopkins 43 yd. pass from W.Levis (N.Folk kick)	3-0:00
Jaguars	T.Lawrence 5 yd. run (B.McManus kick)	4-7:28
Titans	J.Simmons 2 yd pass from W.Levis	4-4:28

Missed FGs: None

Attendance: 67,175

Time of Game: 2:47

Weather: 75°, Sunny, Humidity 62%, Wind NE 3 mph

Referee: Brad Rogers



TEAM STATISTICS

	Titans	Jaguars
TOTAL FIRST DOWNS	12	24
THIRD DOWN EFFICIENCY	2-7-28.6%	4-12-33.3%
FOURTH DOWN EFFICIENCY	1-1-100.0%	3-4-75.0%
TOTAL NET YARDS	235	389
Plays - Avg.	38-6.2	69-5.6
NET YARDS RUSHING	92	128
Rushes - Avg.	19-4.8	36-3.6
NET YARDS PASSING	143	261
Sacks - Yards Lost	2-15	1-1
PASS ATT-COMP-INT	17-13-0	32-24-0
PUNTS - Avg.	4-53.5	2-51.5
Net Punting Average	48.5	44.0
PUNT RETURNS - Yards	1-15	0-0
KICKOFF RETURNS - Yards	4-81	1-18
INTERCEPTIONS - Yards	0-0	0-0
PENALTIES Number and Yards	7-66	4-29
FUMBLES Number and Lost	2-2	0-0
TOUCHDOWNS	2	4
EXTRA POINTS Made-Attempts	2-2	4-4
RED ZONE EFFICIENCY	1-1-100%	3-5-60%
GOAL TO GO EFFICIENCY	1-1-100%	3-3-100%
SAFETIES	0	0
GIVEAWAYS	2	0
TAKEAWAYS	0	2
TIME OF POSSESSION	23:34	36:26

TITANS STARTERS

OFFENSE		DEFENSE	
WR 10	D.Hopkins	DT 93	T.Tart
LT 75	D.Radunz	DT 98	J.Simmons
LG 77	P.Skoronski	DE 95	K.Peko
C 55	A.Brewer	OLB 58	H.Landry III
RG 60	D.Brunskill	ILB 2	A.AI-Shaair
RT 66	C.Hubbard	OLB 49	A.Key
TE 88	T.Wesco	CB 21	R.McCreary
TE 81	J.Whyle	CB 26	K.Fulton
WR 15	N.Westbrook-Ikhine	S 35	K.Wallace
QB 8	W.Levis	S 24	E.Molden
RB 22	D.Henry	S 37	A.Hooker

JAGUARS STARTERS

OFFENSE		DEFENSE	
TE 17	E.Engram	DL 94	F.Fatukasi
LT 74	C.Robinson	DL 96	A.Gotsis
LG 72	W.Little	DE 95	R.Robertson-Harris
C 79	L.Fortner	WILL 41	J.Allen
RG 68	BScherff	SAM 44	T.Walker
RT 77	A.Harrison	LB 33	D.Lloyd
WR 13	C.Kirk	LB 23	F.Oluokun
WR 0	C.Ridley	CB 31	Dari.Williams
TE 85	B.Strange	CB 30	M.Brown
QB 16	T.Lawrence	S 2	R.Jenkins
RB 1	T.Etienne	S 5	A.Cisco

TITANS INDIVIDUAL STATISTICS

Rushing	Att	Yds	Avg	Lg	TD
D.Henry	10	38	3.8	16	0
C.Moore	1	38	38.0	38	0
T.Spears	4	14	3.5	5	0
W.Levis	4	2	0.5	4	0
Total	19	92	4.8	38	0

Passing	Att	Cmp	Yds	TD	Lg	IN	Rt
W.Levis	17	13	158	2	49	0	143.8
Total	17	13	158	2	49	0	143.8

Receiving	No	Yds	Avg	Lg	TD
D.Hopkins	4	59	14.8	43	1
T.Spears	2	12	6.0	6	0
C.Moore	1	49	49.0	49	0
K.Philips	1	10	10.0	10	0
J.Whyle	1	7	7.0	7	0
N.Westbrook-Ikhine	1	7	7.0	7	0
C.Oronkwo	1	6	6.0	6	0
D.Henry	1	6	6.0	6	0
J.Simmons	1	2	2.0	2	1
Total	13	158	12.2	49	2

Interceptions	No	Yds	Avg	Lg	TD
None					

Leading Tacklers (Press Box Totals)

M.Rice 8-5-3; K.Wallace 6-6-0; H.Landry 6-4-2

Sacks: T.Edmunds 1

FF: None

FR: None

JAGUARS INDIVIDUAL STATISTICS

Rushing	Att	Yds	Avg	Lg	TD
T.Etienne	14	52	3.7	11	0
T.Bigsby	9	21	2.3	6	0
D.Johnson	7	20	2.9	9	0
C.Ridley	1	18	18.0	18	0
T.Lawrence	5	17	3.4	9	2
Total	36	128	3.6	18	2

Passing	Att	Cmp	Yds	TD	Lg	IN	Rt
T.Lawrence	32	24	262	2	34	0	119.5
Total	32	24	262	2	34	0	119.5

Receiving	No	Yds	Avg	Lg	TD
C.Ridley	7	103	14.7	34	2
E.Engram	4	29	7.3	13	0
Z.Jones	4	20	5.0	8	0
C.Kirk	3	48	16.0	20	0
T.Etienne	3	7	2.3	5	0
L.Farrell	2	21	10.5	14	0
D.Johnson	1	34	34.0	34	0
Total	24	262	10.9	34	2

Interceptions	No	Yds	Avg	Lg	TD
None					

Leading Tacklers (Press Box Totals)

D.Lloyd 11-5-6; M.Brown 6-4-2; F.Oluokun 6-2-4

Sacks: J.Allen 0.5; A.Cisco 0.5; F.Oluokun 0.5;

T.Walker 0.5

FF: None

FR: F.Oluokun



2023 TITANS GAME-BY-GAME SUMMARIES



Week 12: Titans 17, Panthers 10 Sunday, Nov. 26, 2023 • 12:00 p.m. CST • Nissan Stadium



In Week 12 of the 2023 season, the Titans hosted the Carolina Panthers and won by a score of 17-10.

The Titans got on the board first with a 15-play, 91-yard touchdown drive that took 9:36 off the clock. **QB Will Levis** went 6-for-6 on the drive finding five different receivers, including **TE Chig Okonkwo** for 25 yards to bring the Titans down to the one-yard line. **RB Derrick Henry** punched it in to take the 7-0 lead.

The Panthers cut the lead to 7-3 midway through the second quarter on a 50-yard field goal by **K Eddy Pineiro**.

Later in the second quarter, **OLB Arden Key** sacked **QB Bryce Young** forcing a fumble that was recovered by **DT Jeffery Simmons** at the Carolina 15-yard line. Two plays later, Henry found the end zone again on a 10-yard run to make it 14-3 with 2:27 left in the first half.

With 50 seconds left in the half, the Panthers began to drive at their own 10-yard line. But the Titans' defense came up big to force a three-and-out and get the offense the ball at the Tennessee 38-yard line with 28 seconds left. Facing third-and-one, Levis found **WR Nick Westbrook-Ikhine** for an 18-yard gain to put them at the Carolina 35-yard line. **K Nick Folk** hit the 53-yard field goal as time expired to stretch the lead to 17-3 going into the half.

The Panthers strung together an 11-play, 67-yard drive to open the third quarter, capped off by a five-yard touchdown run by **RB Chuba Hubbard** to cut the lead to 17-10.

Both teams then traded punts back-and-forth for the rest of the game until Carolina was faced with first-and-10 with 2:57 remaining in the game. Young found Hubbard for a three-yard gain before being sacked by **DL Denico Autry** for a loss of eight yards.

Young then found Hubbard again for a nine-yard gain to bring up fourth-and-six. With pressure coming, Young threw a short pass to **WR DJ Chark Jr.** who was wrapped up by **S Amani Hooker** for no gain to turn the ball over on downs and seal the Titans victory.

SCORING

	1	2	3	4	Final
Carolina	0	3	7	0	10
Tennessee	7	10	0	0	17

TEAM	SCORING PLAY	TIME
Titans	D.Henry 1 yd. run (N.Folk kick)	1-0:34
Panthers	E.Pineiro 50 yd. Field Goal	2-8:51
Titans	D.Henry 10 yd run (N.Folk kick)	2-2:27
Titans	N.Folk 53 yd. Field Goal	2-0:00
Panthers	C.Hubbard 5 yd. run (E.Pineiro kick)	3-8:06

Missed FGs: None

Attendance: 62,493

Time of Game: 3:01

Weather: 51°, Cloudy, Humidity 82%, Wind SW 13 mph

Referee: Ronald Torbert



TEAM STATISTICS

	Panthers	Titans
TOTAL FIRST DOWNS	19	15
THIRD DOWN EFFICIENCY	6-16-37.5%	2-11-18.2%
FOURTH DOWN EFFICIENCY	2-3-66.7%	1-1-100.0%
TOTAL NET YARDS	258	264
Plays - Avg.	67-3.9	53-5.0
NET YARDS RUSHING	96	80
Rushes - Avg.	32-3.0	24-3.3
NET YARDS PASSING	162	184
Sacks - Yards Lost	4-32	1-1
PASS ATT-COMP-INT	31-18-0	28-18-0
PUNTS - Avg.	6-47.0	7-53.7
Net Punting Average	41.0	46.7
PUNT RETURNS - Yards	2-9	2-16
KICKOFF RETURNS - Yards	3-71	3-75
INTERCEPTIONS - Yards	0-0	0-0
PENALTIES Number and Yards	4-35	8-53
FUMBLES Number and Lost	1-1	0-0
TOUCHDOWNS	1	2
EXTRA POINTS Made-Attempts	1-1	2-2
RED ZONE EFFICIENCY	1-1-100%	2-2-100%
GOAL TO GO EFFICIENCY	0-0-0%	1-1-100%
SAFETIES	0	0
GIVEAWAYS	1	0
TAKEAWAYS	0	1
TIME OF POSSESSION	33:49	26:11

PANTHERS STARTERS

OFFENSE		DEFENSE	
WR 15	J.Mingo	DE 96	D.Williams
LT 79	I.Ekwonu	DT 99	S.Tuttle
LG 62	C.Zavala	DE 95	Der.Brown
C 56	B.Bozeman	OLB 0	B.Burns
RG 64	B.Toth	OLB 98	M.Haynes
RT 72	T.Moton	LB 49	F.Luvu
TE 80	I.Thomas	LB 54	K.Grugier-Hill
TE 82	T.Tremble	CB 26	D.Jackson
WR 19	A.Thielen	DB 20	D.Long
QB 9	B.Young	S 25	X.Woods
RB 30	C.Hubbard	S 24	V.Bell

TITANS STARTERS

OFFENSE		DEFENSE	
WR 11	C.Moore	DT 93	T.Tart
WR 15	N.Westbrook-Ikhine	DT 98	J.Simmons
LT 79	J.Duncan	DE 96	D.Autry
LG 77	P.Skoronski	DE 69	T.McLendon
C 55	A.Brewer	OLB 58	H.Landry
RG 60	D.Brunskill	LB 2	A.Al-Shaair
RT 75	D.Radunz	LB 50	J.Gibbens
RB 22	D.Henry	CB 26	K.Fulton
WR 10	D.Hopkins	CB 0	S.Murphy-Bunting
TE 88	T.Wesco	S 35	K.Wallace
QB 8	W.Levis	S 37	A.Hooker

PANTHERS INDIVIDUAL STATISTICS

Rushing	Att	Yds	Avg	Lg	TD
C.Hubbard	14	45	3.2	15	1
M.Sanders	15	28	1.9	15	0
B.Young	3	23	7.7	11	0
Total	32	96	3.0	15	1

Passing	Att	Cmp	Yds	TD	Lg	IN	Rt
B.Young	31	18	194	0	25	0	76.5
Total	31	18	194	0	25	0	76.5

Receiving	No	Yds	Avg	Lg	TD
C.Hubbard	5	47	9.4	25	0
J.Mingo	4	60	15.0	24	0
D.Chark	3	34	11.3	19	0
I.Smith-Marsette	1	14	14.0	14	0
S.Sullivan	1	13	13.0	13	0
I.Thomas	1	9	9.0	9	0
L.Shenault	1	8	8.0	8	0
T.Tremble	1	7	7.0	7	0
A.Thielen	1	2	2.0	2	0
Total	18	194	10.8	25	0

Interceptions	No	Yds	Avg	Lg	TD
None					

Leading Tacklers (Press Box Totals)

D.Long 7-5-2; K.Grugier-Hill 5-3-2; Der.Brown 5-2-3

Sacks: B.Burns 1

FF: None

FR: None

TITANS INDIVIDUAL STATISTICS

Rushing	Att	Yds	Avg	Lg	TD
D.Henry	18	76	4.2	18	2
T.Spears	2	6	3.0	8	0
C.Moore	1	1	1.0	1	0
W.Levis	3	-3	-1.0	-1	0
Total	24	80	3.3	18	2

Passing	Att	Cmp	Yds	TD	Lg	IN	Rt
W.Levis	28	18	185	0	25	0	83.2
Total	28	18	185	0	25	0	83.2

Receiving	No	Yds	Avg	Lg	TD
C.Okonkwo	4	45	11.3	25	0
N.Westbrook-Ikhine	4	41	10.3	18	0
D.Hopkins	3	49	16.3	19	0
C.Moore	3	41	13.7	22	0
J.Whyte	1	11	11.0	11	0
T.Spears	1	1	1.0	1	0
D.Henry	1	0	0.0	0	0
K.Philips	1	-3	-3.0	-3	0
Total	18	185	10.3	25	0

Interceptions	No	Yds	Avg	Lg	TD
None					

Leading Tacklers (Press Box Totals)

A.Hooker 10-8-2; K.Wallace 8-7-1; A.Al-Shaair 8-6-2

Sacks: D.Autry 2; A.Key 1; J.Simmons 1

FF: A.Key 1

FR: J.Simmons 1



2023 TITANS GAME-BY-GAME SUMMARIES



Week 13: Titans 28, Colts 31 Sunday, Dec. 3, 2023 • 12:00 p.m. CST • Nissan Stadium



In Week 13 of the 2023 season, the Titans hosted division rival Indianapolis Colts and lost in overtime by a score of 31-28.

The Titans scored on the opening possession, stringing together a four-play, 64-yard drive highlighted by a 39-yard completion from **QB Will Levis** to **TE Chig Okonkwo** to bring the Titans to the Colts 22-yard line. Two plays later **RB Derrick Henry** busted through the left side for the 22-yard score for an early 7-0 lead.

The Colts answered on the following possession with a three-play, 56-yard touchdown drive just one minute later. **WR Isaiah McKenzie** returned the kickoff 36 yards to the Indianapolis 44-yard line. A taunting penalty by Tennessee put the Colts at the Tennessee 36-yard line when **QB Gardner Minshew** found **WR Alec Pierce** for the 36-yard touchdown to tie the game at 7-7 with 12:05 left in the first.

Later in the first as the Titans were facing third-and-10, Levis was stripped-sacked by **DE Samson Ebukam** and the fumble was recovered by **S Julian Blackmon** before he fumbled the ball and it was then recovered by Levis to give the Titans a fresh set of downs at their own 48-yard line. The Titans drove down to the Colts 10-yard line, but ultimately settled for a 24-yard field goal by **K Nick Folk** to take the 10-7 lead.

Tennessee's defense forced a three-and-out to start the second quarter and the offense took over at the 23-yard line after a 56-yard punt. Levis found **WR DeAndre Hopkins** twice on the drive for 45 yards to get to the Indianapolis five-yard line where Henry finished it off with the five-yard score to give the Titans a 17-7 lead.

Indianapolis responded with a 24-yard field goal by **K Matt Gay** on the following possession. Later in the second quarter as the Colts were on the Titans five-yard line, **DL Denico Autry** strip-sacked Minshew and the fumble was recovered by **DB Elijah Molden**. But the Colts defense forced a three-and-out and Indianapolis was able to end the quarter with a 46-yard Gay field goal to make it 17-13 going into the half.

The Colts opened the second half with a 19-play, 70-yard drive that took more than 10 minutes off the clock and culminated in a 23-yard field goal by Gay to make it a one-point game.

The Colts were able to take the lead when **P Ryan Stonehouse's** punt was blocked by **S Nick Cross** and returned for a touchdown by **LB Grant Stuard**. On the two-point conversion attempt, **S Amani Hooker** picked off Minshew and returned it for two points for Tennessee to make it 22-19 Colts at the end of the third quarter.

The Colts stretched the lead to 25-19 after they were able to get to Stonehouse

before he could punt it and recover what was ruled a fumble at the Tennessee seven-yard line. The Titans defense held strong as the Colts settled for another field goal.

The Titans tied the game on a three-yard touchdown pass from Levis to Hopkins to cap off an 11-play, 75-yard drive, but the extra point was missed and it was 25-25 with 5:26 left.

The game then went into overtime. The Titans started with the ball and were forced to settle for 46-yard field goal. Indianapolis cashed in on the opportunity. A 55-yard connection from Minshew to Pierce put the Colts at the Titans four-yard line where Minshew ultimately found **WR Michael Pittman Jr.** for the game-winning touchdown.

	1	2	3	4	OT	Final
Indianapolis	7	6	9	3	6	31
Tennessee	10	7	2	6	3	28

TEAM	SCORING PLAY	TIME
Titans	D.Henry 22 yd. run (N.Folk kick)	1-13:20
Colts	A.Pierce 36 yd. pass from G.Minshew (M.Gay kick)	1-12:05
Titans	N.Folk 24 yd. Field Goal	1-0:13
Titans	D.Henry 5 yd. run (N.Folk kick)	2-10:22
Colts	M.Gay 23 yd. Field Goal	2-7:39
Colts	M.Gay 46 yd. Field Goal	2-0:04
Colts	M.Gay 23 yd. Field Goal	3-4:57
Colts	G.Stuard 18 yd. return of blocked punt	3-0:19
Titans	A.Hooker defensive two point conversion	3-0:19
Colts	M.Gay 28 yd. Field Goal	4-11:34
Titans	D.Hopkins 3 yd. pass from W.Levis	4-5:26
Titans	N.Folk 46 yd. Field Goal	5-4:19
Colts	M.Pittman 4 yd. pass from G.Minshew	5-2:31

Missed FGs: None

Attendance: 62,641

Time of Game: 3:34

Weather: 53°, Partly Sunny, Humidity 77%, Wind W 13 mph

Referee: Craig Wrolstad



TEAM STATISTICS

	Colts	Titans
TOTAL FIRST DOWNS	19	25
THIRD DOWN EFFICIENCY	3-14-21.4%	6-17-35.3%
FOURTH DOWN EFFICIENCY	1-1-100.0%	0-1-0.0%
TOTAL NET YARDS	355	381
Plays - Avg.	68-5.2	81-4.7
NET YARDS RUSHING	55	177
Rushes - Avg.	23-2.4	42-4.2
NET YARDS PASSING	300	204
Sacks - Yards Lost	3-12	6-20
PASS ATT-COMP-INT	42-26-0	33-16-0
PUNTS - Avg.	5-51.2	7-42.7
Net Punting Average	44.0	36.3
PUNT RETURNS - Yards	3-25	4-36
KICKOFF RETURNS - Yards	1-36	2-40
INTERCEPTIONS - Yards	0-0	0-0
PENALTIES Number and Yards	4-29	9-74
FUMBLES Number and Lost	3-2	4-2
TOUCHDOWNS	3	3
EXTRA POINTS Made-Attempts	1-2	2-3
RED ZONE EFFICIENCY	1-5-20.0%	2-3-67.7%
GOAL TO GO EFFICIENCY	1-5-20.0%	2-3-67.7%
SAFETIES	0	0
GIVEAWAYS	2	2
TAKEAWAYS	2	2
TIME OF POSSESSION	29:03	38:26

COLTS STARTERS

OFFENSE			DEFENSE		
WR 14	A.Pierce	DE 52	S.Ebukam		
LT 79	B.Raimann	DT 96	T.Bryan		
LG 56	Q.Nelson	DT 99	D.Buckner		
C 78	R.Kelly	DE 51	K.Paye		
RG 75	W.Fries	WLB 45	E.Speed		
RT 72	B.Smith	MLB 44	Z.Franklin		
TE 83	K.Granson	CB 39	D.Baker		
WR 6	I.McKenzie	CB 23	K.Moore		
WR 11	M.Pittman	CB 40	J.Jones		
QB 10	G.Minshew	FS 25	R.Thomas		
RB 21	Z.Moss	SS 32	J.Blackmon		

TITANS STARTERS

OFFENSE			DEFENSE		
WR 11	C.Moore	NT 93	T.Tart		
WR 15	N.Westbrook-Ikhine	DE 98	J.Simmons		
LT 79	J.Duncan	DE 96	D.Autry		
LG 77	P.Skoronski	OLB 49	A.Key		
C 55	A.Brewer	ILB 2	A.Al-Shaair		
RG 60	D.Brunskill	LB 50	J.Gibbens		
RT 75	D.Radunz	CB 21	R.McCreary		
TE 85	C.Okonkwo	CB 26	K.Fulton		
WR 10	D.Hopkins	CB 0	S.Murphy-Bunting		
QB 8	W.Levis	S 35	K.Wallace		
RB 22	D.Henry	S 37	A.Hooker		

COLTS INDIVIDUAL STATISTICS

Rushing	Att	Yds	Avg	Lg	TD
Z.Moss	19	51	2.7	5	0
G.Minshew	3	2	0.7	4	0
K.Granson	1	2	2.0	2	0
Total	23	55	2.4	5	0

Passing	Att	Cmp	Yds	TD	Lg	IN	Rt
G.Minshew	42	26	312	2	55	0	100.5
Total	42	26	312	2	55	0	100.5

Receiving	No	Yds	Avg	Lg	TD
M.Pittman	11	105	9.5	14	1
A.Pierce	3	100	33.3	55	1
K.Granson	3	72	24.0	46	0
J.Downs	3	14	4.7	9	0
T.Goodson	2	11	5.5	7	0
Z.Moss	2	6	3.0	5	0
W.Mallory	2	4	2.0	3	0
Total	26	312	12.0	55	2

Interceptions	No	Yds	Avg	Lg	TD
None					

Leading Tacklers (Press Box Totals)
E.Speed 8-6-2; J.Jones 7-6-1; J.Blackmon 7-6-1; K.Moore 7-6-1; D.Odeyibo 7-3-4

Sacks: S.Ebukam 2; K.Paye 2; J.Martin 1; D.Buckner 0.5; E.Johnson 0.5
FF: K.Paye 2; T.Brown 1; S.Ebukam 1
FR: J.Blackmon 1; S.Olubi 1

TITANS INDIVIDUAL STATISTICS

Rushing	Att	Yds	Avg	Lg	TD
D.Henry	21	102	4.9	22	2
T.Spears	16	75	4.7	19	0
W.Levis	1	5	2.5	6	0
D.Hopkins	1	4	4.0	4	0
C.Okonkwo	1	2	2.0	2	0
R.Stonehouse	1	-11	-11.0	-11	0
Total	42	177	4.2	22	2

Passing	Att	Cmp	Yds	TD	Lg	IN	Rt
W.Levis	33	16	224	1	39	0	80.9
Total	33	16	224	1	39	0	80.9

Receiving	No	Yds	Avg	Lg	TD
D.Hopkins	5	75	15.0	27	1
T.Spears	4	13	3.3	7	0
C.Okonkwo	3	62	20.7	39	0
N.Westbrook-Ikhine	1	28	28.0	28	0
D.Henry	1	18	18.0	18	0
J.Whyle	1	16	16.0	16	0
C.Moore	1	12	12.0	12	0
Total	16	224	14.0	39	1

Interceptions	No	Yds	Avg	Lg	TD
None					

Leading Tacklers (Press Box Totals)
J.Gibbens 13-9-4; A.Al-Shaair 12-8-4; H.Landry 8-4-4

Sacks: A.Al-Shaair 1; D.Autry 1; H.Landry 0.5; A.Key 0.5
FF: D.Autry 1
FR: W.Levis 1; E.Molden 1



2023 TITANS GAME-BY-GAME SUMMARIES



Week 14: Titans 28, Dolphins 27 Monday, Dec. 11, 2023 • 8:15 p.m. EST • Hard Rock Stadium



In Week 14 of the 2023 season, the Titans traveled to Miami for a prime time matchup against the Dolphins and staged a thrilling comeback to win by a score of 28-27 in the final minutes.

After the Titans started the game going three-and-out, the Dolphins took over at their own 28-yard line. **QB Tua Tagovailoa** drove Miami down the field with four passes for 48 yards to four different receivers. On the Titans two-yard line, facing second-and-goal, **DL Jaleel Johnson** knocked the ball loose from Tagovailoa and **DL TK McLendon Jr.** recovered it at the seven-yard line. However, just three plays later, **QB Will Levis** was intercepted by **DL Zach Sieler** at the Titans' five-yard line and returned it for a touchdown for the Dolphins to take an early 7-0 lead.

In the second quarter, the Titans strung together a 14-play, 86-yard drive that culminated in a **RB Derrick Henry** one-yard touchdown run. The drive featured a 22-yard reception by **WR Chris Moore** as well as an unsportsmanlike conduct penalty on **LB Bradley Chubb** to set the Titans up at the Miami 12-yard line. Levis rushed it 11 yards before Henry found the end zone to tie the game.

The Dolphins then drove down to the Titans 30-yard line before being forced to try a field goal. **DL Denico Autry** blocked the attempt to keep the score tied at 7-7 with 1:51 left in the half.

After trading punts, the Titans started a drive at their own 21-yard line with 28 seconds remaining. The Titans drove 69 yards in six plays including two completions to **WR DeAndre Hopkins** for 22 yards and 45 yards to bring the Titans to the Dolphins 10-yard line. After two incompletions, **K Nick Folk** hit the 28-yard field goal as time expired in the first half to give the Titans their first lead of the game at 10-7.

Miami tied the game on the opening possession of the second half with an 11-play, 77-yard drive that ended with a 20-yard field goal from **K Jason Sanders** after Tennessee stopped Miami's offense at the two-yard line.

With 5:53 remaining in the third quarter, Titans drove 60 yards to the Dolphins five-yard line. Levis found **WR Nick Westbrook-Ikhine** for what originally was called a touchdown but was later overturned as the Titans settled for a 23-yard field goal by Folk to take the 13-10 lead.

Miami answered with a 31-yard field goal by Sanders to tie the game at 13-13 with 12:37 left in the fourth.

After a muffed punt by **DB Eric Garror** was recovered at the Tennessee seven-yard line, **RB Raheem Mostert** scored on a five-yard touchdown run to give the Dolphins a 20-13 lead.

On the very next play, Levis tried to pitch the ball to Henry but the ball fell free and was recovered by the Dolphins at the Titans 12-yard line. Mostert scored three plays later on a five-yard run to make it 27-13 with 4:34 remaining in the game.

The Titans responded with a touchdown less than two minutes later. Levis drove the team nine plays for 75 yards with six completions to four different receivers before finding Hopkins for

the three-yard score. The Titans went for two and Levis found Westbrook-Ikhine in the end zone to make it 27-21 with 2:40 remaining in the game.

The Tennessee defense forced a three-and-out to give the offense the ball back at their own 36-yard line. Two completions for 52 yards later, the Titans were at the Miami 12-yard line. **RB Tyjae Spears** ran it six yards before Henry finished the drive off with his second touchdown of the day.

The Tennessee defense got one more stop after sacking Tagovailoa on fourth-and-two to seal the prime time road victory for the Titans.

SCORING

	1	2	3	4	Final
Tennessee	0	10	3	15	28
Miami	7	0	3	17	27

TEAM	SCORING PLAY	TIME
Dolphins	Z.Sieler 5 yd. interception return (J.Sanders kick)	1-8:25
Titans	D.Henry 1 yd. run (N.Folk kick)	2-6:53
Titans	N.Folk 28 yd. Field Goal	2-0:00
Dolphins	J.Sanders 20 yd. Field Goal	3-9:35
Titans	N.Folk 23 yd. Field Goal	3-0:09
Dolphins	J.Sanders 31 yd. Field Goal	4-12:37
Dolphins	R.Mostert 3 yd. run (J.Sanders kick)	4-5:34
Dolphins	R.Mostert 5 yd. run (J.Sanders kick)	4-4:34
Titans	D.Hopkins 3 yd. pass from W.Levis (W.Levis-N.Westbrook-Ikhine pass)	4-2:40
Titans	D.Henry 3 yd. run (N.Folk kick)	4-1:49

Missed FGs: J.Sanders 44B

Attendance: 66,068

Time of Game: 3:28

Weather: 64°, Partly Cloudy, Humidity 73%, Wind N 9 mph

Referee: Adrian Hill



TEAM STATISTICS

	Titans	Dolphins
TOTAL FIRST DOWNS	22	20
THIRD DOWN EFFICIENCY	5-13-38.5%	4-13-30.8%
FOURTH DOWN EFFICIENCY	0-0-0.0%	0-1-0.0%
TOTAL NET YARDS	403	366
Plays - Avg.	68-5.9	69-5.3
NET YARDS RUSHING	83	158
Rushes - Avg.	29-2.9	31-5.1
NET YARDS PASSING	320	208
Sacks - Yards Lost	1-7	5-32
PASS ATT-COMP-INT	38-23-1	33-23-0
PUNTS - Avg.	5-48.8	5-47.0
Net Punting Average	44.8	41.0
PUNT RETURNS - Yards	4-30	0-0
KICKOFF RETURNS - Yards	1-23	4-99
INTERCEPTIONS - Yards	0-0	1-5
PENALTIES Number and Yards	9-59	7-61
FUMBLES Number and Lost	3-2	2-1
TOUCHDOWNS	3	3
EXTRA POINTS Made-Attempts	3-3	3-3
RED ZONE EFFICIENCY	3-5-60%	2-5-40%
GOAL TO GO EFFICIENCY	2-4-50%	1-4-25%
SAFETIES	0	0
GIVEAWAYS	3	1
TAKEAWAYS	1	3
TIME OF POSSESSION	27:36	32:24

TITANS STARTERS

OFFENSE		DEFENSE	
WR 10	D.Hopkins	DT 96	D.Autry
LT 79	J.Duncan	DT 93	T.Tart
LG 77	P.Skoronski	DE 95	K.Peko
C 55	A.Brewer	OLB 49	A.Key
RG 60	D.Brunskill	ILB 2	A.Al-Shaair
RT 75	D.Radunz	ILB 50	J.Gibbens
TE 88	T.Wesco	CB 0	S.Murphy-Bunting
WR 15	N.Westbrook-Ikhine	CB 21	R.McCreary
WR 16	T.Burks	CB 23	T.Avery
QB 8	W.Levis	S 35	K.Wallace
RB 22	D.Henry	S 37	A.Hooker

DOLPHINS STARTERS

OFFENSE		DEFENSE	
WR 10	T.Hill	DT 94	C.Wilkins
TE 81	D.Smythe	DT 92	Z.Sieler
LT 70	K.Lamm	LB 43	A.Van Ginkel
LG 66	L.Cotton	LB 45	D.Riley
C 58	C.Williams	LB 51	D.Long
RG 74	L.Eichenberg	LB 2	B.Chubb
RT 73	A.Jackson	CB 25	X.Howard
WR 17	J.Waddle	CB 5	J.Ramsey
QB 1	T.Tagovailoa	CB 4	K.Kohou
FB 30	A.Ingold	S 29	B.Jones
RB 31	R.Mostert	S 21	D.Elliott

TITANS INDIVIDUAL STATISTICS

Rushing	Att	Yds	Avg	Lg	TD
D.Henry	17	34	2.0	6	2
T.Spears	7	29	4.1	8	0
W.Levis	4	15	3.8	11	0
T.Burks	1	5	5.0	5	0
Total	29	83	2.9	11	2

Passing	Att	Cmp	Yds	TD	Lg	IN	Rt
W.Levis	38	23	327	1	45	1	86.2
Total	38	23	327	1	45	1	86.2

Receiving	No	Yds	Avg	Lg	TD
D.Hopkins	7	124	17.7	45	1
T.Spears	6	89	14.8	30	0
C.Okonkwo	5	46	9.2	16	0
N.Westbrook-Ikhine	2	28	14.0	23	0
C.Moore	1	22	22.0	22	0
D.Henry	1	17	17.0	17	0
T.Burks	1	1	1.0	1	0
Total	23	327	14.2	45	1

Interceptions	No	Yds	Avg	Lg	TD
None					

Leading Tacklers (Press Box Totals)

A.Al-Shaair 10-7-3; S.Murphy-Bunting 7-7-0; K.Wallace 7-6-1; R.McCreary 7-5-2

Sacks: H.Landry 3; J.Johnson 1; A.Key 1;

FF: J.Johnson 1

FR: T.McLendon 1

DOLPHINS INDIVIDUAL STATISTICS

Rushing	Att	Yds	Avg	Lg	TD
R.Mostert	21	96	4.6	15	2
D.Achane	7	47	6.7	15	0
T.Tagovailoa	3	15	5.0	8	0
Total	31	158	5.1	15	2

Passing	Att	Cmp	Yds	TD	Lg	IN	Rt
T.Tagovailoa	33	23	240	0	25	0	90.5
Total	33	23	240	0	25	0	90.5

Receiving	No	Yds	Avg	Lg	TD
J.Waddle	6	79	13.2	16	0
D.Achane	5	24	4.8	11	0
T.Hill	4	61	15.3	25	0
C.Wilson	2	30	15.0	22	0
D.Smythe	2	16	8.0	9	0
B.Berrios	2	13	6.5	7	0
A.Ingold	1	13	13.0	13	0
R.Mostert	1	4	4.0	4	0
Total	23	240	10.4	25	0

Interceptions	No	Yds	Avg	Lg	TD
Z.Sieler	1	5	5.0	5	1
Total	1	5	5.0	5	1

Leading Tacklers (Press Box Totals)

D.Long 8-5-3; D.Elliott 8-4-4; B.Jones 7-5-2

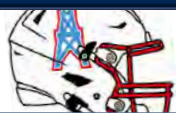
Sacks: C.Wilkins 1

FF: B.Jones 1

FR: B.Chubb 1



2023 TITANS GAME-BY-GAME SUMMARIES



Week 15: Titans 16, Texans 19 Sunday, Dec. 17, 2023 • 12:00 p.m. CST • Nissan Stadium



In Week 15 of the 2023 season, the Titans hosted division rival Houston Texans and lost in overtime by a score of 19-16.

After forcing a three-and-out on defense on the opening possession, the Titans took over at their own 17-yard line and strung together an 11-play, 83-yard drive capped off by a one-yard touchdown run by **QB Will Levis**. The drive featured **RB Derrick Henry** converting a fourth-and-one as well as long completions of 37 yards to **WR Treylon Burks** and 33 yards to **WR Nick Westbrook-Ikhine** to give Tennessee an early 6-0 lead.

Early in the second quarter, **DB Elijah Molden** intercepted **QB Case Keenum** and returned it 44 yards for a touchdown. The pick-six made it 13-0 with 13:56 left in the second.

The Texans finally got on the board at the end of the half with a 13-play, 52-yard drive that culminated in a 23-yard **K Ka'imi Fairbairn** field goal to make it 13-3 as time expired in the first half. **RB Devin Singletary** rushed eight times for 58 yards on the drive including three yards on a fourth-and-one conversion.

Levis was intercepted by **CB Steven Nelson** on the Titans' opening possession of the second half and the Texans took over at their own 40-yard line. Houston was able to drive down to the Tennessee eight-yard line, but was forced to settle for another short field goal by Fairbairn, which made it 13-6 with 6:27 left in the third quarter.

After a three-and-out by the Titans, a third field goal by Fairbairn, this one from 53 yards, made it 13-9 with 2:42 left in the third.

Later in the fourth quarter, **K Nick Folk** extended the Titans lead with a 45-yard field goal with 7:28 left.

But the Texans drove 79 yards on 10 plays to score their first touchdown of the day and tie the score at 16 with 3:03 left in the game. The drive included three receptions by **TE Dalton Schultz** for 42 yards, a 20-yard pass interference call on Tennessee and a three-yard touchdown catch by **WR Noah Brown**.

Neither team were able to score again in regulation and the game headed to overtime.

Both teams were forced to punt after the quarterbacks were sacked multiple times on their first possessions of overtime.

Tennessee started driving with 4:15 left but a sack on Levis once again halted the drive and the Titans were forced to punt it back to the Texans.

Houston took over at their own 20-yard line and Keenum found Singletary for a 41-yard completion. Two more runs by Singletary put the Texans at the Titans 36-yard line. Fairbairn made the 54-yard field goal as time expired in overtime to win the game. The loss dropped the Titans to 5-9 and officially eliminated them from playoff contention.

SCORING	1	2	3	4	OT	Final
Texas	0	3	6	7	3	19
Tennessee	6	7	0	3	0	16

TEAM	SCORING PLAY	TIME
Titans	W.Levis 1 yd. run (kick failed, wr)	1-7:09
Titans	E.Molden 44 yd. interception return (N.Folk kick)	2-13:56
Texas	K.Fairbairn 23 yd. Field Goal	2-0:00
Texas	K.Fairbairn 27 yd. Field Goal	3-6:27
Texas	K.Fairbairn 53 yd. Field Goal	3-2:42
Titans	N.Folk 45 yd. Field Goal	4-7:28
Texas	N.Brown 3 yd. pass from C.Keenum (K.Fairbairn kick)	4-3:03
Texas	K.Fairbairn 54 yd. Field Goal	5-0:00

Missed FGs: None

Attendance: 66,219

Time of Game: 3:23

Weather: 48°, Cloudy, Humidity 77%, Wind NW 9 mph

Referee: Clete Blakeman



TEAM STATISTICS

	Texans	Titans
TOTAL FIRST DOWNS	21	14
THIRD DOWN EFFICIENCY	4-15-26.7%	5-15-33.3%
FOURTH DOWN EFFICIENCY	1-1-100.0%	1-1-100.0%
TOTAL NET YARDS	340	204
Plays - Avg.	72-4.7	63-3.2
NET YARDS RUSHING	148	66
Rushes - Avg.	32-4.6	30-2.2
NET YARDS PASSING	192	138
Sacks - Yards Lost	4-37	7-61
PASS ATT-COMP-INT	36-23-1	26-17-1
PUNTS - Avg.	6-46.7	8-45.3
Net Punting Average	43.8	38.6
PUNT RETURNS - Yards	2-33	4-17
KICKOFF RETURNS - Yards	3-71	1-19
INTERCEPTIONS - Yards	1-0	1-44
PENALTIES Number and Yards	8-67	5-50
FUMBLES Number and Lost	1-0	1-0
TOUCHDOWNS	1	2
EXTRA POINTS Made-Attempts	1-1	1-2
RED ZONE EFFICIENCY	1-3-33.3%	1-2-50.0%
GOAL TO GO EFFICIENCY	1-1-100.0%	1-1-100.0%
SAFETIES	0	0
GIVEAWAYS	1	1
TAKEAWAYS	1	1
TIME OF POSSESSION	36:32	33:28

TEXANS STARTERS

OFFENSE		DEFENSE	
WR 85	N.Brown	DE 52	J.Greenard
TE 9	B.Jordan	DT 96	M.Collins
LT 78	L.Tunsil	DT 98	S.Rankins
LG 70	J.Scruggs	DE 95	D.Barnett
C 63	M.Delter	LB 48	C.Harris
RG 69	S.Mason	LB 6	D.Perryman
RT 67	C.Heck	CB 24	D.Stingley
WR 2	R.Woods	CB 21	S.Nelson
QB 18	C.Keenum	CB 25	D.King
FB 47	A.Beck	S 1	J.Ward
RB 26	D.Singletary	S 5	J.Pitre

TITANS STARTERS

OFFENSE		DEFENSE	
WR 10	D.Hopkins	OLB 58	H.Landry
TE 85	C.Okonkwo	DE 69	T.McLendon
LT 79	J.Duncan	DL 97	Q.Bohanna
LG 77	P.Skoronski	DT 94	J.Johnson
C 55	A.Brewer	DL 96	D.Autry
RG 60	D.Brunskill	ILB 2	A.Al-Shaair
RT 75	D.Radunz	ILB 50	J.Gibbens
WR 15	N.Westbrook-Ikhine	CB 0	S.Murphy-Bunting
WR 16	T.Burks	CB 21	R.McCreary
QB 8	W.Levis	S 35	K.Wallace
RB 22	D.Henry	S 37	A.Hooker

TEXANS INDIVIDUAL STATISTICS

Rushing	Att	Yds	Avg	Lg	TD
D.Singletary	26	121	4.7	19	0
D.Ogunbowale	1	17	17.0	17	0
X.Hutchinson	1	5	5.0	5	0
D.Pierce	1	3	3.0	3	0
C.Keenum	2	1	0.5	1	0
S.Sims	1	1	1.0	1	0
Total	32	148	4.6	19	0

Passing	Att	Cmp	Yds	TD	Lg	IN	Rt
C.Keenum	36	23	229	1	41	1	79.5
Total	36	23	229	1	41	1	79.5

Receiving	No	Yds	Avg	Lg	TD
N.Brown	8	82	10.3	22	1
D.Schultz	4	58	14.5	19	0
D.Singletary	4	49	12.3	41	0
R.Woods	3	30	10.0	15	0
B.Jordan	1	14	14.0	14	0
J.Metchie	1	1	1.0	1	0
S.Sims	1	0	0.0	0	0
A.Beck	1	-5	-5.0	-5	0
Total	23	229	10.0	41	1

Interceptions	No	Yds	Avg	Lg	TD
S.Nelson	1	0	0.0	0	0

Leading Tacklers (Press Box Totals)
D.King 11-6-5; D.Perryman 10-7-3; C.Harris 8-7-1

Sacks: J.Greenard 2.5; M.Collins 1.5; D.Barnett 1; K.Davis 1; D.King 1
FF: J.Greenard 1
FR: None

TITANS INDIVIDUAL STATISTICS

Rushing	Att	Yds	Avg	Lg	TD
T.Spears	9	30	3.3	9	0
W.Levis	4	25	6.3	11	1
D.Henry	16	9	0.6	6	0
T.Burks	1	2	2.0	2	0
Total	30	66	2.2	11	1

Passing	Att	Cmp	Yds	TD	Lg	IN	Rt
W.Levis	26	17	199	0	37	1	72.4
Total	26	17	199	0	37	1	72.4

Receiving	No	Yds	Avg	Lg	TD
D.Henry	4	1	0.3	3	0
T.Burks	3	62	20.7	37	0
C.Moore	3	39	13.0	23	0
C.Okonkwo	3	36	12.0	22	0
D.Hopkins	2	21	10.5	17	0
N.Westbrook-Ikhine	1	33	33.0	33	0
T.Spears	1	7	7.0	7	0
Total	17	199	11.7	37	0

Interceptions	No	Yds	Avg	Lg	TD
E.Molden	1	44	44.0	44	1

Leading Tacklers (Press Box Totals)
A.Al-Shaair 13-7-6; A.Hooker 8-8-0; J.Gibbens 8-3-5

Sacks: D.Autry 2; M.Davidson 1; T.Edmunds 1
FF: None
FR: None



2023 TITANS GAME-BY-GAME SUMMARIES



Week 16: Titans 17, Seahawks 20 Sunday, Dec. 24, 2023 • 12:00 p.m. CST • Nissan Stadium



In Week 16 of the 2023 season, the Titans hosted the Seattle Seahawks for a Christmas Eve matchup and lost by a score of 17-20.

After a scoreless first quarter, the Titans took the 7-0 lead early in the second quarter on a 12-yard touchdown pass from **RB Derrick Henry** to **TE Chig Okonkwo**. The score capped off a six-play, 57-yard drive that featured a 13-yard completion from **QB Ryan Tannehill** to **WR DeAndre Hopkins** to put the Titans at the Seattle 12-yard line.

The Seahawks cut the lead to 7-3 with a 28-yard field goal by **K Jason Myers**. The drive featured a 24-yard run by **RB Kenneth Walker III** and a 26-yard completion from **QB Geno Smith** to **WR DK Metcalf**.

The Titans answered on their next possession with a 33-yard field goal from **K Nick Folk** to finish off a 12-play, 60-yard drive that saw Tannehill scramble for a 23-yard gain on third-and-11. Neither team scored again before halftime and the Titans went into the break with a 10-3 lead.

The Seahawks opened the third quarter with a 10-play, 46-yard drive that culminated in a 27-yard field goal from Myers to make it 10-6 with 9:53 left in the quarter. Seattle drove down to the Tennessee nine-yard line but **S Terrell Edmunds** broke up a Smith pass intended for Metcalf on third down to force the field goal.

Seattle took its first lead of the day on an 11-yard touchdown pass from Smith to Metcalf to make it 13-10 with 12:10 left in the fourth quarter.

The Titans answered on the following possession with a Henry two-yard touchdown, which capped off a 15-play, 75-yard drive that took almost nine minutes off the clock.

But the Seahawks got the ball back and scored on a five-yard touchdown pass from Smith to **TE Colby Parkinson** to make it 20-17 with 57 seconds left in the game. The drive included a third-and-14 conversion when Smith found **WR Jaxon Smith-Njigba** for 18 yards and a pass interference penalty on the Titans that put the Seahawks at the Titans five-yard line.

Tennessee was unable to answer as Tannehill was sacked twice on the final drive

as the Titans fell to 5-10 on the season.

SCORING

	1	2	3	4	Final
Seattle	0	3	3	14	20
Tennessee	0	10	0	7	17

TEAM	SCORING PLAY	TIME
Titans	C.Okonkwo 12 yd. pass from D.Henry (N.Folk kick)	2-14:14
Seahawks	J.Myers 28 yd. Field Goal	2-10:48
Titans	N.Folk 33 yd. Field Goal	2-3:18
Seahawks	J.Myers 27 yd. Field Goal	3-9:53
Seahawks	D.Metcalf 11 yd. pass from G.Smith (J.Myers kick)	4-12:10
Titans	D.Henry 2 yd. run (N.Folk kick)	4-3:21
Seahawks	C.Parkinson 5 yd. pass from G.Smith (J.Myers kick)	4-0:57

Missed FGs: None

Attendance: 60,181

Time of Game: 2:59

Weather: 64°, Cloudy, Humidity 70%, Wind SSE 13 mph

Referee: Shawn Smith



TEAM STATISTICS

	Seahawks	Titans
TOTAL FIRST DOWNS	21	23
THIRD DOWN EFFICIENCY	7-13-53.8%	6-12-50.0%
FOURTH DOWN EFFICIENCY	0-0-0.0%	1-1-100.0%
TOTAL NET YARDS	273	287
Plays - Avg.	59-4.6	64-4.5
NET YARDS RUSHING	58	162
Rushes - Avg.	20-2.9	31-5.2
NET YARDS PASSING	215	125
Sacks - Yards Lost	3-12	6-39
PASS ATT-COMP-INT	36-25-0	27-19-0
PUNTS - Avg.	3-44.7	3-39.0
Net Punting Average	41.0	39.0
PUNT RETURNS - Yards	0-0	1-11
KICKOFF RETURNS - Yards	3-74	1-26
INTERCEPTIONS - Yards	0-0	0-0
PENALTIES Number and Yards	6-47	10-97
FUMBLES Number and Lost	1-0	1-0
TOUCHDOWNS	2	2
EXTRA POINTS Made-Attempts	2-2	2-2
RED ZONE EFFICIENCY	2-4-50%	2-3-67%
GOAL TO GO EFFICIENCY	1-1-100%	1-1-100%
SAFETIES	0	0
GIVEAWAYS	0	0
TAKEAWAYS	0	0
TIME OF POSSESSION	26:09	33:51

SEAHAWKS STARTERS

OFFENSE		DEFENSE	
WR 14	D.Metcalf	DE 99	L.Williams
TE 87	N.Fant	NT 90	Ja.Reed
LT 67	C.Cross	DE 55	D.Jones
LG 68	D.Lewis	OLB 53	B.Mafe
C 63	E.Brown	ILB 54	B.Wagner
RG 75	A.Bradford	ILB 56	J.Brooks
RT 72	A.Lucas	LB 0	D.Bush
TE 89	W.Dissly	CB 30	M.Jackson
WR 16	T.Lockett	CB 27	T.Woolen
QB 7	G.Smith	S 6	Q.Diggs
RB 9	K.Walker	S 20	J.Love

TITANS STARTERS

OFFENSE		DEFENSE	
OL 61	J.Ojukwu	DT 92	M.Davidson
LT 79	J.Duncan	DT 94	J.Johnson
LG 77	P.Skoronski	DL 96	D.Autry
C 55	A.Brewer	OLB 49	A.Key
RG 76	A.Rupcich	LB 2	A.Al-Shaair
RT 75	D.Radunz	LB 41	O.Reese
TE 85	C.Okonkwo	CB 21	R.McCreary
WR 16	T.Burks	CB 23	T.Avery
WR 10	D.Hopkins	DB 24	E.Molden
QB 17	R.Tannehill	DB 33	E.Garror
RB 22	D.Henry	S 44	M.Brown

SEAHAWKS INDIVIDUAL STATISTICS

Rushing	Att	Yds	Avg	Lg	TD
K.Walker	16	54	3.4	24	0
D.Dallas	1	2	2.0	2	0
G.Smith	1	2	2.0	2	0
Z.Charbonnet	2	0	0.0	3	0
Total	20	58	2.9	24	0

Passing	Att	Cmp	Yds	TD	Lg	IN	Rt
G.Smith	36	25	227	2	26	0	104.7
Total	36	25	227	2	26	0	104.7

Receiving	No	Yds	Avg	Lg	TD
T.Lockett	8	81	10.1	21	0
J.Smith-Njigba	6	61	10.2	20	0
D.Metcalf	4	56	14.0	26	1
C.Parkinson	3	17	5.7	7	1
J.Bobo	1	8	8.0	8	0
W.Dissly	1	6	6.0	6	0
K.Walker	1	2	2.0	2	0
Z.Charbonnet	1	-4	-4.0	-4	0
Total	25	227	9.1	26	2

Interceptions	No	Yds	Avg	Lg	TD
None					

Leading Tacklers (Press Box Totals)

B.Wagner 11-8-3; A.Burns 8-6-2

Sacks: B.Mafe 2; D.Jones 1; M.Edwards 1;

Ja.Reed 1; B.Wagner 1

FF: Ja.Reed 1

FR: None

TITANS INDIVIDUAL STATISTICS

Rushing	Att	Yds	Avg	Lg	TD
D.Henry	19	88	4.6	12	1
T.Spears	9	40	4.4	11	0
R.Tannehill	2	37	18.5	23	0
T.Burks	1	-3	-3.0	-3	0
Total	31	162	5.2	23	1

Passing	Att	Cmp	Yds	TD	Lg	IN	Rt
R.Tannehill	26	18	152	0	17	0	84.1
D.Henry	1	1	12	1	12	0	156.2
Total	27	19	164	1	17	0	98.4

Receiving	No	Yds	Avg	Lg	TD
C.Okonkwo	6	63	10.5	17	1
T.Spears	5	27	5.4	13	0
T.Burks	2	25	12.5	13	0
D.Hopkins	2	20	10.0	13	0
D.Henry	1	11	11.0	11	0
C.Moore	1	9	9.0	9	0
M.Kinsey	1	6	6.0	6	0
C.Dowell	1	3	3.0	3	0
Total	19	164	8.6	17	1

Interceptions	No	Yds	Avg	Lg	TD
None					

Leading Tacklers (Press Box Totals)

A.Al-Shaair 8-4-4; R.McCreary 7-5-2

Sacks: A.Key 1; H.Landry 1; D.Autry 0.5;

T.Edmunds 0.5

FF: A.Key

FR: None



2023 TITANS GAME-BY-GAME SUMMARIES



Week 17: Titans 3, Texans 26 Sunday, Dec. 31, 2023 • 12:00 p.m. CST • NRG Stadium



In Week 17 of the 2023 season, the Titans traveled to Houston for their final road game of the season and fell to AFC South rival Texans by a score of 26-3.

After the Titans went three-and-out to start the game, Houston drove down to the Tennessee 10-yard line but were unable to find the end zone and settled for a 28 yard field goal from **K Ka'imi Fairbairn** to take an early 3-0 lead.

Later in the first, Titans defense appeared to force a three-and-out, but **OLB Caleb Murphy** ran into **P Cameron Johnston** to give the Texans a fresh set of downs. The Texans capitalized on the penalty with a 13-play, 94-yard drive capped off by a 12-yard touchdown pass from **QB C.J. Stroud** to **TE Brevin Jordan** to give the Texans a 10-0 lead.

On Tennessee's next offensive play, **QB Will Levis** lost the ball when he was sacked by **DE Jerry Hughes**. **DT Sheldon Rankins** recovered the loose ball and ran it in for a touchdown from 13 yards out, which made it 17-0 at the 10:02 mark of the second quarter. Levis was injured on the play and did not return to the game.

The Texans stretched their lead to 20-0 on another Fairbairn field goal, this one from 38 yards out, with 4:17 left in the half.

Tennessee finally got on the board with a 53-yard field goal by **K Nick Folk** as time expired in the first half. The drive featured a 32-yard completion from **QB Ryan Tannehill** to **WR Chris Moore** and an 18-yard completion to **WR DeAndre Hopkins**, but also included two sacks on Tannehill for 17 yards in losses.

The Texans opened the second half with a 12-play, 71-yard drive that culminated in a 27-yard field goal from Fairbairn to make it 23-3 with 9:35 left in the third.

Tennessee responded by driving down to the Texans four-yard line. The drive featured four rushes by **RB Derrick Henry** for 28 yards, including a 16-yard run that put him above the 1,000-yard rushing mark on the season. Hopkins also had two receptions for 30 yards on the drive which put him over the 1,000-yard receiving mark. But facing fourth-and-three at the three-yard line, the Titans were unable to convert and ultimately turned it over on downs.

Houston extended its lead to 26-3 with a 51-yard field goal by Fairbairn with 5:33 left in the game. The Titans did not score again, as they fell to 5-11 on the season.

SCORING

	1	2	3	4	Final
Tennessee	0	3	0	0	3
Houston	3	17	3	3	26

TEAM	SCORING PLAY	TIME
Texans	K.Fairbairn 28 yd. Field Goal	1-7:17
Texans	B.Jordan 12 yd. pass from C.Stroud (K.Fairbairn kick)	2-10:10
Texans	S.Rankins 13 yd. fumble return (K.Fairbairn kick)	2-10:02
Texans	K.Fairbairn 38 yd. Field Goal	2-4:17
Titans	N.Folk 53 yd. Field Goal	2-0:00
Texans	K.Fairbairn 27 yd. Field Goal	3-9:35
Texans	K.Fairbairn 51 yd. Field Goal	4-5:33

Missed FGs: None

Attendance: 71,517

Time of Game: 2:39

Weather: Inside

Referee: Scott Novak



TEAM STATISTICS

	Titans	Texans
TOTAL FIRST DOWNS	11	20
THIRD DOWN EFFICIENCY	1-12-8.3%	3-11-27.3%
FOURTH DOWN EFFICIENCY	2-4-50.0%	0-0-0.0%
TOTAL NET YARDS	187	312
Plays - Avg.	53-3.5	61-5.1
NET YARDS RUSHING	53	111
Rushes - Avg.	21-2.5	28-4.0
NET YARDS PASSING	134	201
Sacks - Yards Lost	6-50	1-12
PASS ATT-COMP-INT	26-18-0	32-24-0
PUNTS - Avg.	5-49.6	3-51.7
Net Punting Average	43.6	44.3
PUNT RETURNS - Yards	2-22	2-30
KICKOFF RETURNS - Yards	0-0	1-21
INTERCEPTIONS - Yards	0-0	0-0
PENALTIES Number and Yards	3-15	1-6
FUMBLES Number and Lost	1-1	1-0
TOUCHDOWNS	0	2
EXTRA POINTS Made-Attempts	0-0	2-2
RED ZONE EFFICIENCY	0-1-0%	1-3-33%
GOAL TO GO EFFICIENCY	0-1-0%	0-1-0%
SAFETIES	0	0
GIVEAWAYS	1	0
TAKEAWAYS	0	1
TIME OF POSSESSION	26:49	33:11

TITANS STARTERS

OFFENSE		DEFENSE	
WR 14	C.Dowell	OLB 49	A.Key
LT 71	A.Dillard	DT 92	M.Davidson
LG 77	P.Skoronski	NT 94	J.Johnson
C 55	A.Brewer	DL 96	D.Autry
RG 60	D.Brunskill	LB 2	A.Al-Shaair
RT 75	D.Radunz	LB 41	O.Reese
OL 61	J.Ojukwu	DB 33	E.Garror
TE 85	C.Okonkwo	CB 0	S.Murphy-Bunting
QB 8	W.Levis	S 35	K.Wallace
RB 32	T.Spears	S 24	E.Molden
RB 22	D.Henry	CB 21	R.McCreary

TEXANS STARTERS

OFFENSE		DEFENSE	
WR 85	N.Brown	LB 53	B.Cashman
TE 9	B.Jordan	DE 55	J.Hughes
TE 86	D.Schultz	DT 94	K.Davis
LT 78	L.Tunsil	DT 98	S.Rankins
LG 70	J.Scruuggs	DE 95	D.Barnett
C 63	M.Deiter	LB 48	C.Harris
RG 69	S.Mason	LB 6	D.Perryman
RT 67	C.Heck	CB 24	D.Stingley
WR 12	N.Collins	CB 21	S.Nelson
QB 7	C.Stroud	S 30	D.Houston-Carson
RB 26	D.Singletary	S 5	J.Pitre

TITANS INDIVIDUAL STATISTICS

Rushing	Att	Yds	Avg	Lg	TD
D.Henry	12	42	3.5	16	0
J.Ward	3	11	3.7	8	0
T.Spears	6	0	0.0	5	0
Total	21	53	2.5	16	0

Passing	Att	Cmp	Yds	TD	Lg	IN	Rt
R.Tannehill	20	16	168	0	32	0	101.7
W.Levis	6	2	16	0	12	0	42.4
Total	26	18	184	0	32	0	89.3

Receiving	No	Yds	Avg	Lg	TD
D.Hopkins	7	72	10.3	18	0
T.Spears	4	29	7.3	10	0
C.Okonkwo	3	34	11.3	21	0
T.Burks	2	11	5.5	7	0
C.Moore	1	32	32.0	32	0
K.Rader	1	6	6.0	6	0
Total	18	184	10.2	32	0

Interceptions	No	Yds	Avg	Lg	TD
None					

Leading Tacklers (Press Box Totals)

K.Wallace 11-7-4; O.Reese 9-3-6

Sacks: H.Landry 1

FF: E.Molden 1

FR: None

TEXANS INDIVIDUAL STATISTICS

Rushing	Att	Yds	Avg	Lg	TD
D.Singletary	16	80	5.0	24	0
D.Pierce	8	16	2.0	5	0
N.Collins	1	7	7.0	7	0
C.Stroud	1	4	4.0	4	0
J.Metchie	1	4	4.0	4	0
D.Ogunbowale	1	0	0.0	0	0
Total	28	111	4.0	24	0

Passing	Att	Cmp	Yds	TD	Lg	IN	Rt
C.Stroud	32	24	213	1	21	0	102.7
Total	32	24	213	1	21	0	102.7

Receiving	No	Yds	Avg	Lg	TD
N.Collins	7	80	11.4	21	0
R.Woods	4	58	14.5	18	0
D.Singletary	3	6	2.0	3	0
D.Schultz	2	19	9.5	12	0
B.Jordan	2	19	9.5	12	1
X.Hutchinson	2	8	4.0	8	0
J.Metchie	1	8	8.0	8	0
N.Brown	1	8	8.0	8	0
D.Pierce	1	5	5.0	5	0
E.Saubert	1	2	2.0	2	0
Total	24	213	8.9	21	1

Interceptions	No	Yds	Avg	Lg	TD
None					

Leading Tacklers (Press Box Totals)

D.King 8-3-5; J.Pitre 7-3-4

Sacks: W.Anderson 2; D.Barnett 1.5; J.Hughes 1;

S.Rankins 1; K.Hinish 0.5

FF: J.Hughes 1

FR: S.Rankins 1



2023 TITANS GAME-BY-GAME SUMMARIES



Week 18: Titans 28, Jaguars 20 Sunday, Jan. 7, 2024 • 12:00 p.m. CST • Nissan Stadium



In Week 18 of the 2023 campaign the Titans hosted AFC South rival Jaguars and won by a score of 28-20 in the season finale.

The Jaguars opened the scoring with a 44-yard field goal from **K Brandon McManus** on the opening series to take an early 3-0 lead.

Tennessee answered immediately. **RB Tyjae Spears** caught a screen pass from **QB Ryan Tannehill** and raced 28 yards down the sideline for the score to give the Titans a 7-3 lead with 5:57 remaining in the first. The touchdown capped a seven-play, 75-yard drive that featured a flea-flicker pass to **TE Chig Okonkwo** that went for 21 yards.

Early in the second quarter, **QB Trevor Lawrence** found **WR Calvin Ridley** deep for a 59-yard touchdown to reclaim the lead at 10-7.

The Titans were once again able to answer, this time with an 18-yard touchdown run by **RB Derrick Henry**, his 12th of the season. The drive saw Spears convert a third-and-two with a 22-yard gain and Tannehill find **WR Chris Moore** for eight yards on a third-and-seven.

On the Jaguars next possession, a bobbled pass by **TE Evan Engram** was intercepted by **S Terrell Edmunds** to give the Titans the ball at the Jacksonville 36-yard line. The Titans capitalized on the opportunity, with Spears ultimately finding the end zone on a three-yard run for his second score of the day to extend Tennessee's lead to 21-10 with 3:03 left in the second quarter.

Another interception by the Titans defense, this time by **CB Sean Murphy-Bunting** put Tennessee's offense back on the field. However, the ensuing offensive drive stalled and the Titans were forced to punt. **P Ty Zentner** fumbled the snap giving the Jaguars the ball back with 22 seconds left at the Titans 38-yard line. Jacksonville cashed in with a 30-yard field goal from McManus to make it 21-13 going into the half.

On the second play coming out of the half, Henry busted a 69-yard run, which gave the Titans a first-and-goal at the Jacksonville four-yard-line. Two plays later, Tannehill connected with **WR DeAndre Hopkins** on a six-yard touchdown pass to give the Titans a 28-13 lead.

At the start of the fourth quarter, the Jaguars cut the lead with a 10-play, 63-yard scoring drive, capped off by a 14-yard touchdown completion from Lawrence to Engram

to make it 28-20.

Tannehill was intercepted by **S Andre Cisco** on the next possession, and the Jaguars started to drive at the Tennessee 28-yard line. Facing fourth-and-one at the one-yard line, Tennessee's defense stuffed Lawrence at the goal line to take over on downs with 7:13 left in the game.

The Titans were able to run almost five minutes off the clock on the next drive before having to punt. Jacksonville took over at their own 25-yard line with 2:18 left in the game. The Titans defense came up strong and forced an incompletion on fourth-and-two to seal the win and eliminate the Jaguars from playoff contention.

SCORING

	1	2	3	4	Final
Jacksonville	3	10	0	7	20
Tennessee	7	14	7	0	28

TEAM	SCORING PLAY	TIME
Jaguars	B.McManus 44 yd. Field Goal	1-9:45
Titans	T.Spears 28 yd. pass from R.Tannehill (N.Folk kick)	1-5:57
Jaguars	C.Ridley 59 yd. pass from T.Lawrence (B.McManus kick)	2-12:24
Titans	D.Henry 18 yd. run (N.Folk kick)	2-8:27
Titans	T.Spears 3 yd. run (N.Folk kick)	2-3:03
Jaguars	B.McManus 30 yd. Field Goal	2-0:00
Titans	D.Hopkins 6 yd. pass from R.Tannehill (N.Folk kick)	3-12:45
Jaguars	E.Engram 14 yd. pass from T.Lawrence (B.McManus kick)	4-14:55

Missed FGs: None

Attendance: 63,744

Time of Game: 2:56

Weather: 41°. Cloudy, Humidity 77%, Wind W 11 mph

Referee: Tra Blake



TEAM STATISTICS

	Jaguars	Titans
TOTAL FIRST DOWNS	20	19
THIRD DOWN EFFICIENCY	8-14-57.1%	6-11-54.5%
FOURTH DOWN EFFICIENCY	0-3-0.0%	0-1-0.0%
TOTAL NET YARDS	362	327
Plays - Avg.	66-5.5	55-5.9
NET YARDS RUSHING	82	175
Rushes - Avg.	23-3.6	26-6.7
NET YARDS PASSING	280	152
Sacks - Yards Lost	0-0	2-16
PASS ATT-COMP-INT	43-29-2	27-17-1
PUNTS - Avg.	1-43.0	3-48.0
Net Punting Average	43.0	41.7
PUNT RETURNS - Yards	2-19	0-0
KICKOFF RETURNS - Yards	4-99	0-0
INTERCEPTIONS - Yards	1-29	2-4
PENALTIES Number and Yards	6-40	5-29
FUMBLES Number and Lost	0-0	1-0
TOUCHDOWNS	2	4
EXTRA POINTS Made-Attempts	2-2	4-4
RED ZONE EFFICIENCY	1-3-33%	3-3-100%
GOAL TO GO EFFICIENCY	0-1-0%	2-2-100%
SAFETIES	0	0
GIVEAWAYS	2	1
TAKEAWAYS	1	2
TIME OF POSSESSION	32:17	27:43

JAGUARS STARTERS

OFFENSE		DEFENSE	
WR 15	T.Jones	OLB 41	J.Allen
TE 17	E.Engram	DE 95	R.Robertson-Harris
LT 74	C.Robinson	DL 94	F.Fatukasi
LG 76	E.Cleveland	SAM 44	T.Walker
C 79	L.Fortner	LB 23	F.Oluokun
RG 68	B.Scherff	LB 33	D.Lloyd
RT 77	A.Harrison	CB 32	Ty.Campbell
WR 0	C.Ridley	CB 31	Dari.Williams
WR 7	Z.Jones	S 26	A.Johnson
QB 16	T.Lawrence	S 2	R.Jenkins
RB 1	T.Etienne	S 5	A.Cisco

TITANS STARTERS

OFFENSE		DEFENSE	
WR 10	D.Hopkins	OLB 49	A.Key
WR 11	C.Moore	DT 92	M.Davidson
LT 71	A.Dillard	NT 94	J.Johnson
LG 77	P.Skoronski	OLB 58	H.Landry
C 55	A.Brewer	LB 2	A.Al-Shaair
RG 76	A.Rupcich	LB 41	O.Reese
RT 75	D.Radunz	DB 33	E.Garror
OL 61	J.Ojukwu	CB 0	S.Murphy-Bunting
WR 16	T.Burks	S 35	K.Wallace
QB 17	R.Tannehill	S 24	E.Molden
RB 22	D.Henry	CB 21	R.McCreary

JAGUARS INDIVIDUAL STATISTICS

Rushing	Att	Yds	Avg	Lg	TD
T.Etienne	16	57	3.6	12	0
T.Bigsby	3	16	5.3	8	0
T.Lawrence	3	10	3.3	8	0
D.Johnson	1	-1	-1.0	-1	0
Total	23	82	3.6	12	0

Passing	Att	Cmp	Yds	TD	Lg	IN	Rt
T.Lawrence	43	29	280	2	59	2	81.5
Total	43	29	280	2	59	2	81.5

Receiving	No	Yds	Avg	Lg	TD
E.Engram	10	79	7.9	17	1
C.Ridley	6	106	17.7	59	1
Z.Jones	6	47	7.8	11	0
T.Etienne	5	30	6.0	13	0
P.Washington	1	11	11.0	11	0
T.Jones	1	7	7.0	7	0
Total	29	280	9.7	59	2

Interceptions	No	Yds	Avg	Lg	TD
A.Cisco	1	29	29.0	29	0

Leading Tacklers (Press Box Totals)

R.Jenkins 7-0-0; Ty.Campbell 7-5-2; F.Oluokun 7-3-4

Sacks: J.Allen 1; T.Walker 1

FF: None

FR: None

TITANS INDIVIDUAL STATISTICS

Rushing	Att	Yds	Avg	Lg	TD
D.Henry	19	153	8.1	69	1
T.Spears	3	25	8.3	22	1
T.Zentner	1	0	0.0	0	0
R.Tannehill	3	-3	-1.0	-1	0
Total	26	175	6.7	69	2

Passing	Att	Cmp	Yds	TD	Lg	IN	Rt
R.Tannehill	26	17	168	2	28	1	93.1
D.Hopkins	1	0	0	0	0	0	39.6
Total	27	17	168	2	28	1	89.7

Receiving	No	Yds	Avg	Lg	TD
D.Hopkins	7	46	6.6	16	1
T.Spears	3	41	13.7	28	1
C.Moore	3	30	10.0	16	0
C.Okonkwo	2	36	18.0	21	0
K.Phillips	2	15	7.5	10	0
Total	17	168	9.9	28	2

Interceptions	No	Yds	Avg	Lg	TD
T.Edmunds	1	2	2.0	2	0
S.Murphy-Bunting	1	2	2.0	2	0

Leading Tacklers (Press Box Totals)

A.Al-Shaair 10-7-3; R.McCreary 9-6-3; S.Murphy-Bunting 8-7-1

Sacks: None

FF: None

FR: None





TENNESSEE TITANS
RECORDS

ALL-PRO AND PRO BOWL LEADERS

Most Associated Press First-Team All-Pro Seasons

Bruce Matthews, 7
 Tony Banfield, 3
 Charlie Hennigan, 3
 Al Jamison, 3
 Bob Talamini, 3
 George Webster, 3
 Robert Brazile, 2
 Kevin Byard, 2
 Miller Farr, 2
 Don Floyd, 2
 Leon Gray, 2
 Albert Haynesworth, 2
 Mike Munchak, 2

Most Pro Bowl Seasons

(AFL All-Star Game 1962-70; AFC-NFC Pro Bowl 1971-present)

Bruce Matthews, 14
 Mike Munchak, 9
 Elvin Bethea, 8
 Robert Brazile, 7
 Warren Moon, 6
 Bob Talamini, 6
 Earl Campbell, 5
 Jurrell Casey, 5
 Ray Childress, 5
 Charlie Hennigan, 5
 Ken Houston, 5
 Blaine Bishop, 4
 Curley Culp, 4
 Eddie George, 4
 Derrick Henry, 4
 Tony Banfield, 3
 George Blanda, 3
 Miller Farr, 3
 Fred Glick, 3
 Ed Husmann, 3
 Haywood Jeffires, 3
 Chris Johnson, 3
 Jevon Kearse, 3
 Brett Kern, 3
 Taylor Lewan, 3
 Steve McNair, 3
 Jim Norton, 3
 Bob Schmidt, 3
 Delanie Walker, 3
 George Webster, 3
 Frank Wycheck, 3

Most Consecutive Pro Bowl Seasons

(AFL All-Star Game 1962-70; AFC-NFC Pro Bowl 1971-present)

Bruce Matthews, 14
 Robert Brazile, 7
 Mike Munchak, 7
 Warren Moon, 6
 Bob Talamini, 6
 Jurrell Casey, 5
 Charlie Hennigan, 5
 Earl Campbell, 4
 Ray Childress, 4
 Curley Culp, 4
 Eddie George, 4
 Tony Banfield, 3
 Blaine Bishop, 3
 George Blanda, 3
 Miller Farr, 3
 Fred Glick, 3
 Ed Husmann, 3
 Haywood Jeffires, 3
 Chris Johnson, 3
 Jevon Kearse, 3
 Brett Kern, 3
 Taylor Lewan, 3
 Bob Schmidt, 3
 Delanie Walker, 3
 George Webster, 3
 Frank Wycheck, 3

ALL-TIME REGULAR SEASON LEAGUE LEADERS

Rushing Yards

2020: Derrick Henry, 378-2,027
 2019: Derrick Henry, 303-1,540
 2009: Chris Johnson, 358-2,006
 1980: Earl Campbell, 373-1,934
 1979: Earl Campbell, 368-1,697
 1978: Earl Campbell*, 302-1,450
 1961: Billy Cannon, 200-948

Passing Touchdowns

1990: Warren Moon, 33
 1961: George Blanda, 36

Passer Rating

2019: Ryan Tannehill, 117.5
 2003: Steve McNair, 100.4

Receptions

1991: Haywood Jeffires, 100
 1964: Charlie Hennigan, 101

Receiving Yards

1975: Ken Burrough, 1,063
 1964: Charlie Hennigan, 1,546
 1961: Charlie Hennigan, 1,746

Touchdowns

1979: Earl Campbell, 19 (19r)
 1961: Bill Groman, 18 (1r, 17p)

Interceptions

2017: Kevin Byard, 8
 1979: Mike Reinfeldt, 12
 1967: Miller Farr, 10
 1965: W.K. Hicks, 9
 1963: Fred Glick, 12

Punting (Gross Average)

2023: **Ryan Stonehouse**, 53.1
 2022: **Ryan Stonehouse**, 53.1
 2017: Brett Kern, 49.7
 1998: Craig Hentrich, 47.2
 1993: Greg Montgomery, 45.6
 1992: Greg Montgomery, 46.9

Punt Returns

2006: Pacman Jones, 12.9
 1977: Billy Johnson, 15.4
 1975: Billy Johnson, 15.3
 1964: Bobby Jancik, 18.3

Kickoff Returns

2018: Darius Jennings, 31.7
 1967: Zeke Moore*, 28.9
 1963: Bobby Jancik, 29.3
 1962: Bobby Jancik*, 30.3
 1960: Ken Hall, 31.3

Field Goals (Percentage)

2023: **Nick Folk**, 96.7 (29 of 30)
 1980: Toni Fritsch, 79.2 (19 of 24)
 1979: Toni Fritsch, 84.0 (21 of 25)
 1977: Toni Fritsch, 75.0 (12 of 16)

* Rookie



ALL-TIME TEAM LEADERS BY CATEGORY

Rookie seasons in italics

CAREER RUSHING YARDS

Player	Years	Att	Yds	Avg	Lg	TD
1. Eddie George	1996-03	2,733	10,009	3.7	76	64
2. Derrick Henry	2016-23	2,030	9,502	4.7	99t	90
3. Earl Campbell	1978-84	1,979	8,574	4.3	81t	73
4. Chris Johnson	2008-13	1,742	7,965	4.6	94t	50
5. Lorenzo White	1988-94	1,000	4,079	4.1	44	29
6. Hoyle Granger	1966-70,72	773	3,514	4.5	69t	18
7. Steve McNair (QB)	1995-05	614	3,439	5.6	71t	36
8. Mike Rozier	1985-90	910	3,426	3.8	41	27
9. Charles Tolar	1960-66	907	3,277	3.6	40	21
10. Ronnie Coleman	1974-81	700	2,769	4.0	46t	16
11. Chris Brown	2003-07	643	2,757	4.3	52	16
12. LenDale White	2006-09	628	2,349	3.7	80t	24
13. Allen Pinkett	1986-91	561	2,324	4.1	60	21
14. Gary Brown	1991-95	477	2,115	4.4	39t	12
15. Fred Willis	1972-76	603	2,114	3.5	44	11
16. Billy Cannon	1960-63	512	2,111	4.1	64	14
17. DeMarco Murray	2016-17	477	1,946	4.1	75t	15
18. Rodney Thomas	1995-00	495	1,847	3.7	74t	12
19. Rob Carpenter	1977-81	433	1,788	4.1	77	12
20. Larry Moriarty	1983-86	415	1,624	3.9	80	13

SEASON RUSHING YARDS

Player	Year	Att	Yds	Avg	Lg	TD
1. Derrick Henry	2020	378	2,027	5.4	94t	17
2. Chris Johnson	2009	358	2,006	5.6	91t	14
3. Earl Campbell	1980	373	1,934	5.2	55t	13
4. Earl Campbell	1979	368	1,697	4.6	61t	19
5. Derrick Henry	2019	303	1,540	5.1	74t	16
6. Derrick Henry	2022	349	1,538	4.4	56	13
7. Eddie George	2000	403	1,509	3.7	35t	14
8. <i>Earl Campbell</i>	<i>1978</i>	<i>302</i>	<i>1,450</i>	<i>4.8</i>	<i>81t</i>	<i>13</i>
9. Eddie George	1997	357	1,399	3.9	30	6
10. Earl Campbell	1981	361	1,376	3.8	43	10
11. <i>Eddie George</i>	<i>1996</i>	<i>335</i>	<i>1,368</i>	<i>4.1</i>	<i>76</i>	<i>8</i>
12. Chris Johnson	2010	316	1,364	4.3	76t	11
13. Eddie George	1999	320	1,304	4.1	40	9
14. Earl Campbell	1983	322	1,301	4.0	42	12
15. Eddie George	1998	348	1,294	3.7	37t	5
16. DeMarco Murray	2016	293	1,287	4.4	75t	9
17. Chris Johnson	2012	276	1,243	4.5	94t	6
18. <i>Chris Johnson</i>	<i>2008</i>	<i>251</i>	<i>1,228</i>	<i>4.9</i>	<i>66t</i>	<i>9</i>
19. Lorenzo White	1992	265	1,226	4.6	44	7
20. Travis Henry	2006	270	1,211	4.5	70t	7

CAREER PASSING YARDS

Player	Years	Att	Cmp	Pct	Yds	Y/A	TD	Int	Lg	Sk	Lst	Rate
1. Warren Moon	1984-93	4,546	2,632	57.9	33,685	7.41	196	166	87t	315	2,403	80.4
2. Steve McNair	1995-05	3,871	2,305	59.5	27,141	7.01	156	103	83t	229	1,398	83.3
3. George Blanda	1960-66	2,784	1,347	48.4	19,149	6.88	165	189	95	-	-	62.5
4. Dan Pastorini	1971-79	2,768	1,426	51.5	16,864	6.09	96	139	85t	222	1,977	61.0
5. Ryan Tannehill	2019-23	1,853	1,234	66.6	14,447	7.80	93	40	91t	167	1,180	97.8
6. Marcus Mariota	2015-19	1,765	1,110	62.9	13,207	7.48	76	44	75	155	992	89.6
7. Vince Young	2006-10	1,190	689	57.9	8,098	6.81	42	42	73	75	415	75.7
8. Kerry Collins	2006-10	1,081	613	56.7	6,804	6.29	33	29	80t	36	253	74.6
9. Ken Stabler	1980-81	742	458	61.7	5,190	6.99	27	46	79t	56	518	69.0
10. Pete Beathard	1967-69	822	379	46.1	5,128	6.24	26	51	86t	-	-	51.2
11. Jake Locker	2011-14	709	408	57.5	4,967	7.03	27	22	71t	60	378	79.0
12. Matt Hasselbeck	2011-12	739	457	61.8	4,938	6.68	25	19	80t	33	256	82.0
13. Chris Chandler	1995-96	676	409	60.5	4,559	6.74	33	21	76t	46	326	83.9
14. Cody Carlson	1988-94	659	370	56.1	4,469	6.78	21	28	81	54	374	70.0
15. Don Trull	1964-69	556	249	44.8	3,538	6.36	29	21	-	-	-	67.6
16. Billy Volek	2001-05	517	312	60.3	3,505	6.78	26	13	55t	45	306	86.9
17. Jacky Lee	1960-67	409	210	51.3	3,291	8.05	25	30	98t	-	-	68.2
18. Gifford Nielsen	1978-83	498	273	54.8	3,255	6.54	20	22	48	47	354	70.0
19. Neil O'Donnell	1999-03	367	215	58.6	2,664	7.26	16	11	67	18	144	83.2
20. Oliver Luck	1983-86	413	233	56.4	2,544	6.16	13	21	66	33	261	64.1

SEASON PASSING YARDS

Player	Year	Att	Cmp	Pct	Yds	Y/A	TD	Int	Lg	Sk	Lst	Rate
1. Warren Moon	1991	655	404	61.7	4,690	7.16	23	21	61t	23	174	81.7
2. Warren Moon	1990	584	362	62.0	4,689	8.03	33	13	87t	36	252	96.8
3. Ryan Tannehill	2020	481	315	65.5	3,819	7.94	33	7	75	24	173	106.5
4. Ryan Tannehill	2021	531	357	67.2	3,734	7.03	21	14	57t	47	327	89.6
5. Warren Moon	1989	464	280	60.3	3,631	7.83	23	14	55	35	267	88.9
6. Matt Hasselbeck	2011	518	319	61.6	3,571	6.89	18	14	80t	19	153	82.4
7. Warren Moon	1986	488	256	52.5	3,489	7.15	13	26	81t	41	332	62.3
8. Warren Moon	1993	520	303	58.3	3,485	6.70	21	21	80t	34	218	75.2
9. Marcus Mariota	2016	451	276	61.2	3,426	7.60	26	9	60	23	156	95.6
10. Steve McNair	2002	492	301	61.2	3,387	6.88	22	15	55	21	121	84.0
11. Steve McNair	2001	431	264	61.3	3,350	7.77	21	12	71t	37	251	90.2
12. Warren Moon	1984	450	259	57.6	3,338	7.42	12	14	76	47	371	76.9
13. George Blanda	1961	362	187	51.7	3,330	9.20	36	22	-	-	-	91.3
14. George Blanda	1964	505	262	51.9	3,287	6.51	17	27	-	-	-	61.4
15. Marcus Mariota	2017	453	281	62.0	3,232	7.13	13	15	75t	27	173	79.3
16. Steve McNair	1998	492	289	58.7	3,228	6.56	15	10	47	33	176	80.1
17. Steve McNair	2003	400	250	62.5	3,215	8.04	24	7	73	19	108	100.4
18. Ken Stabler	1980	457	293	64.1	3,202	7.01	13	28	79t	27	264	68.7
19. Steve McNair	2005	476	292	61.3	3,161	6.64	16	11	57	20	134	82.4
20. George Blanda	1963	423	224	53.0	3,003	7.10	24	25	-	-	-	70.1



ALL-TIME TEAM LEADERS BY CATEGORY

CAREER RECEPTIONS

Player	Years	No	Yds	Avg	Lg	TD
1. Ernest Givins	1986-94	542	7,935	14.6	83t	46
2. Haywood Jeffires	1987-95	515	6,119	11.9	87t	47
3. Frank Wycheck (TE)	1995-03	482	4,958	10.3	42	27
4. Drew Hill	1985-91	480	7,477	15.6	81t	47
5. Derrick Mason	1997-04	453	6,114	13.5	71t	37
6. Charlie Hennigan	1960-66	410	6,823	16.6	80t	51
7. Ken Burrough	1971-81	408	6,907	16.9	85t	47
8. Delanie Walker (TE)	2013-19	381	4,423	11.6	68	28
9. Curtis Duncan	1987-93	322	3,935	12.2	72	20
10. Nate Washington	2009-14	307	4,591	15.0	80t	28
11. Kendall Wright	2012-16	280	3,244	11.6	52t	18
12. Drew Bennett	2001-06	273	4,033	14.8	55	25
13. Chris Johnson (RB)	2008-13	272	2,003	7.4	69t	8
14. Eddie George (RB)	1996-03	259	2,144	8.3	54	10
15. Bo Scaife (TE)	2005-10	251	2,383	9.5	44	12
16. Corey Davis	2017-20	207	2,851	13.8	75t	11
17. Tim Smith	1980-86	206	3,107	15.1	75t	12
18. Alvin Reed (TE)	1967-72	199	2,818	14.2	60	11
19. A.J. Brown	2019-21	185	2,995	16.2	91t	24
20. Webster Slaughter	1992-94	184	2,236	12.2	57	11
Lorenzo White (RB)	1988-94	184	1,674	9.1	69t	6

SEASON RECEPTIONS

Player	Year	No	Yds	Avg	Lg	TD
1. Charlie Hennigan	1964	101	1,546	15.3	53	8
2. Haywood Jeffires	1991	100	1,181	11.8	44	7
3. Derrick Mason	2004	96	1,168	12.2	37t	7
4. Derrick Mason	2003	95	1,303	13.7	50t	8
5. Delanie Walker	2015	94	1,088	11.6	61t	6
Kendall Wright	2013	94	1,079	11.5	45	2
7. Drew Hill	1991	90	1,109	12.3	61t	4
Haywood Jeffires	1992	90	913	10.1	47	9
9. Tim Smith	1983	83	1,176	14.2	47t	6
10. Curtis Duncan	1992	82	954	11.6	72	1
Charlie Hennigan	1961	82	1,746	21.3	80	12
12. Drew Bennett	2004	80	1,247	15.6	48t	11
Butch Woolfolk	1985	80	814	10.2	80t	4
14. Derrick Mason	2002	79	1,012	12.8	40	5
15. Webster Slaughter	1993	77	904	11.7	41	5
16. DeAndre Hopkins	2023	75	1,057	14.1	61t	7
17. Delanie Walker	2017	74	807	10.9	42	3
Drew Hill	1990	74	1,019	13.8	57	5
Haywood Jeffires	1990	74	1,048	14.2	87t	8
Nate Washington	2011	74	1,023	13.8	57	7

CAREER RECEIVING YARDS

Player	Years	No	Yds	Avg	Lg	TD
1. Ernest Givins	1986-94	542	7,935	14.6	83t	46
2. Drew Hill	1985-91	480	7,477	15.6	81t	47
3. Ken Burrough	1971-81	408	6,906	16.9	85t	47
4. Charlie Hennigan	1960-66	410	6,823	16.6	83	51
5. Haywood Jeffires	1987-95	515	6,119	11.9	87t	47
6. Derrick Mason	1997-04	453	6,114	13.5	71t	37
7. Frank Wycheck	1995-03	482	4,958	10.3	42	27
8. Nate Washington	2009-14	307	4,591	15.0	80t	28
9. Delanie Walker	2013-19	381	4,423	11.6	68	28
10. Drew Bennett	2001-06	273	4,033	14.8	55t	25
11. Curtis Duncan	1987-93	322	3,935	12.2	72	20
12. Chris Sanders	1995-01	177	3,285	18.6	83t	17
13. Kendall Wright	2012-16	280	3,244	11.6	52t	18
14. Tim Smith	1980-86	206	3,107	15.1	75t	12
15. Charley Frazier	1962-68	179	3,060	17.1	80	22
16. A.J. Brown	2019-21	185	2,995	16.2	91t	24
17. Bill Groman	1960-62	143	2,976	20.8	80	32
18. Corey Davis	2017-20	207	2,851	13.8	75t	11
19. Alvin Reed	1967-72	199	2,818	14.2	60	11
20. Kenny Britt	2009-13	157	2,450	15.6	80t	19

SEASON RECEIVING YARDS

Player	Year	No	Yds	Avg	Lg	TD
1. Charlie Hennigan	1961	82	1,746	21.3	80	12
2. Charlie Hennigan	1964	101	1,546	15.3	53	8
3. <i>Bill Groman</i>	<i>1960</i>	<i>72</i>	<i>1,473</i>	<i>20.5</i>	-	12
4. Derrick Mason	2003	95	1,303	13.7	50t	8
5. Drew Bennett	2004	80	1,247	15.6	48t	11
6. Haywood Jeffires	1991	100	1,181	11.8	44	7
7. Tim Smith	1983	83	1,176	14.2	47t	6
8. Bill Groman	1961	50	1,175	23.5	80	17
9. Drew Hill	1985	64	1,169	18.3	57t	9
10. Derrick Mason	2004	96	1,168	12.2	37t	7
11. Drew Hill	1988	72	1,141	15.8	57t	10
Tim Smith	1984	69	1,141	16.5	75t	4
13. Charley Frazier	1966	57	1,129	19.8	79	12
14. Derrick Mason	2001	73	1,128	15.5	71t	9
15. Drew Hill	1986	65	1,112	17.1	81t	5
16. Drew Hill	1991	90	1,109	12.3	61t	4
17. Delanie Walker	2015	94	1,088	11.6	61t	6
18. Kendall Wright	2013	94	1,079	11.5	45	2
19. A.J. Brown	2020	70	1,075	15.4	73t	11
20. Ken Burrough	1975	53	1,063	20.1	77t	8

CAREER SCORING

Player	Years	TD	Rush	Rec	Ret	XPM	FGM	2PT	Points
1. Al Del Greco	1991-00	0	0	0	0	322	246	0	1,060
2. Rob Bironas	2005-13	0	0	0	0	315	239	0	1,032
3. George Blanda	1960-66	4	4	0	0	301	91	0	598
4. Derrick Henry	2016-23	93	90	3	0	0	0	2	562
5. Tony Zendejas	1985-90	0	0	0	0	197	117	0	548
6. Ryan Succop	2014-19	0	0	0	0	178	117	0	529
7. Eddie George	1996-03	74	64	10	0	0	0	3	450
8. Earl Campbell	1978-84	73	73	0	0	0	0	0	438
9. Toni Fritsch	1977-81	0	0	0	0	149	81	0	392
10. Chris Johnson	2008-13	58	50	8	0	0	0	1	350
11. Skip Butler	1972-77	0	0	0	0	122	70	0	332
12. Charlie Hennigan	1960-66	51	0	51	0	0	0	0	306
13. Ken Burrough	1971-81	48	1	47	0	0	0	0	288
Ernest Givins	1986-94	48	1	46	1	0	0	0	288
Haywood Jeffires	1987-95	47	0	47	0	0	0	3	288
16. Drew Hill	1985-91	47	0	47	0	0	0	0	282
17. Derrick Mason	1997-04	40	0	37	3	0	0	1	242
18. Steve McNair	1995-05	36	36	0	0	0	0	3	222
19. Lorenzo White	1988-94	36	29	6	1	0	0	0	216
20. Billy Cannon	1960-63	35	14	20	1	0	0	1	212



ALL-TIME TEAM LEADERS BY CATEGORY

SEASON SCORING

Player	Year	TD	Rush	Rec	Ret	XPM	FGM	2PT	Points
1. Ryan Succop	2017	0	0	0	0	31	35	0	136
Al Del Greco	1998	0	0	0	0	28	36	0	136
3. Rob Bironas	2007	0	0	0	0	28	35	0	133
4. Al Del Greco	1996	0	0	0	0	35	32	0	131
5. Rob Bironas	2008	0	0	0	0	40	29	0	127
6. Al Del Greco	1993	0	0	0	0	39	29	0	126
7. Gary Anderson	2003	0	0	0	0	42	27	0	123
8. Rob Bironas	2011	0	0	0	0	34	29	0	121
9. Randy Bullock	2021	0	0	0	0	42	26	0	120
10. Rob Bironas	2009	0	0	0	0	37	27	0	118
Al Del Greco	2000	0	0	0	0	37	27	0	118
12. Rob Bironas	2013	0	0	0	0	41	25	0	116
13. Nick Folk	2023	0	0	0	0	28	29	0	115
George Blanda	1960	4	4	0	0	46	15	0	115
Tony Zendejas	1989	0	0	0	0	40	25	0	115
16. Earl Campbell	1979	19	19	0	0	0	0	0	114
Al Del Greco	1995	0	0	0	0	33	27	0	114
Tony Zendejas	1988	0	0	0	0	48	22	0	114
19. Al Del Greco	1997	0	0	0	0	32	27	0	113
20. George Blanda	1961	0	0	0	0	64	16	0	112
Joe Nedney	2002	0	0	0	0	36	25	0	111

CAREER KICKOFF RETURNS (YARDS)

Player	Years	No	Yds	Avg	Lg	TD
1. Bobby Jancik	1962-67	158	4,185	26.5	61	0
2. Derrick Mason	1997-04	156	3,496	22.4	101t	1
3. Carl Roaches	1980-84	150	3,276	21.8	97t	2
4. Billy Johnson	1974-80	121	2,902	24.0	81t	2
5. Darius Mariani	2010-13,16	118	2,838	24.1	98t	1
6. Mel Gray	1995-97	111	2,592	23.4	88	0
7. Adam Jones	2005-06	63	1,648	26.2	85	0
8. Zeke Moore	1967-77	64	1,618	25.3	92t	1
9. Darius Reynaud	2012-13	68	1,595	23.5	105t	1
10. Willie Drewrey	1985-93	75	1,581	21.1	50	0
11. Allen Pinkett	1986-91	80	1,577	19.7	48	0
12. Jerry LeVias	1969-70	64	1,538	24.0	87	0
13. Bobby Wade	2005-06	50	1,194	23.9	48	0
14. Billy Cannon	1960-63	46	1,186	25.8	88t	1
15. Leonard Harris	1987-93	53	1,130	21.3	63	0
16. Leon Washington	2013-14	47	1,219	25.9	95	0
17. Chris Carr	2008	35	984	28.1	52	0
18. Mike Archie	1996-98	46	961	20.9	50	0
19. Bob Gresham	1973-74	36	903	25.1	103t	1
20. Willie Tullis	1981-84	38	886	23.3	95t	1

SEASON KICKOFF RETURNS (AVG.)

Player	Year	No	Yds	Avg	Lg	TD
1. Darius Jennings	2018	22	698	31.7	94t	1
2. Ken Hall	1960	19	594	31.3	104t	1
3. Bobby Jancik	1962	24	726	30.3	61	0
4. Bobby Jancik	1963	45	1,317	29.3	53	0
5. Chris Carr	2008	35	984	28.1	52	0
6. Carl Roaches	1981	28	769	27.5	96t	1
7. Billy Johnson	1974	29	785	27.1	67	0
8. Derrick Mason	2000	42	1,132	27.0	66	0
9. Bob Gresham	1973	27	723	26.8	103t	1
10. Adam Jones	2005	43	1,127	26.2	85	0
11. Linzy Cole	1971	32	834	26.1	45	0
12. Adam Jones	2006	20	521	26.1	70	0
13. Bobby Jancik	1966	34	875	25.7	53	0
14. Steve Brown	1983	31	795	25.6	93t	1
15. Marc Mariani	2010	60	1,530	25.5	98t	1
16. Billy Johnson	1977	25	630	25.2	76t	1
17. Alvin Haymond	1973	28	703	25.1	47	0
18. Jerry LeVias	1969	38	940	24.7	87	0
19. Willie Drewrey	1985	26	642	24.7	50	0
20. Zeke Moore	1968	32	787	24.6	45	0

CAREER PUNT RETURNS (YARDS)

Player	Years	No	FC	Yds	Avg	Lg	TD
1. Billy Johnson	1974-80	155	21	2,040	13.2	87t	5
2. Derrick Mason	1997-04	182	94	1,590	8.7	69t	2
3. Carl Roaches	1980-84	151	31	1,095	7.3	68	0
4. Marc Mariani	2010-13,16	102	57	1,054	10.3	87t	2
5. Willie Drewrey	1985-93	104	45	771	7.4	25	0
6. Adam Jones	2005-06	63	11	712	11.3	90t	4
7. Mel Gray	1995-97	69	45	652	9.4	40	0
8. Bobby Jancik	1962-67	67	-	647	9.7	82	1
9. Darius Reynaud	2012-13	49	25	545	11.1	81t	2
10. Jerry LeVias	1969-70	60	19	505	8.4	46	0
11. Kenny Johnson	1986-89	73	32	488	6.7	26	0
12. Adoree' Jackson	2017-20	53	19	464	8.8	46	0
13. Justin McCareins	2001-08	37	21	403	10.9	58t	1
14. Ernest Givins	1986-94	56	-	397	7.1	78t	1
15. Larry Carwell	1967-68	36	6	381	10.6	54	0
16. Dexter McCluster	2014-15	46	29	372	8.1	48	0
17. Fred Glick	1961-66	44	-	326	7.4	-	0
18. Chris Carr	2008	32	20	323	10.1	44	0
19. Chris Davis	2007-08	33	13	299	9.1	39	0
20. Chester Rogers	2021	30	20	293	9.8	55	0

SEASON PUNT RETURNS (AVG.)

Player	Year	No	FC	Yds	Avg	Lg	TD
1. Billy Johnson	1977	35	8	539	15.4	87t	2
2. Billy Johnson	1975	40	1	612	15.3	83t	3
3. Billy Johnson	1974	30	3	409	13.6	49	0
4. Darius Reynaud	2012	31	17	410	13.2	81t	2
5. Derrick Mason	2000	51	17	662	13.0	69t	1
6. Adam Jones	2006	34	3	440	12.9	90t	3
7. Marc Mariani	2010	27	17	329	12.2	87t	1
8. Justin McCareins	2003	29	17	330	11.4	58t	1
9. Marc Mariani	2011	46	18	490	10.7	79t	1
10. Billy Johnson	1976	38	9	403	10.6	46	0
11. Mel Gray	1995	30	20	303	10.1	20	0
12. Chris Carr	2008	32	20	323	10.1	44	0
13. Chester Rogers	2021	30	20	293	9.8	55	0
14. Chris Davis	2007	31	12	293	9.5	39	0
15. Adam Jones	2005	29	8	272	9.4	52t	1
16. Mel Gray	1996	22	15	205	9.3	40	0
Adoree' Jackson	2018	16	9	148	9.3	26	0
18. Dexter McCluster	2015	24	15	217	9.0	37	0
19. Fred Glick	1963	19	-	171	9.0	22	0
20. Willie Drewrey	1985	24	10	215	9.0	23	0



ALL-TIME TEAM LEADERS BY CATEGORY

CAREER PUNTING (PUNTS)

Player	Years	Punt	Blk	Yds	Avg	TB	In20	Lg	NetAvg
1. Brett Kern	2009-21	923	5	42,333	45.9	48	373	79	40.8
2. Craig Hentrich	1998-09	861	1	36,926	42.9	95	295	78	37.2
3. Jim Norton	1960-68	522	7	21,961	42.1	-	-	79	-
4. Cliff Parsley	1977-82	431	3	17,136	39.8	33	85	62	32.3
5. Dan Pastorini	1971-79	316	1	12,530	39.7	-	-	74	-
6. Greg Montgomery	1988-93	310	6	13,529	43.6	35	74	77	36.6
7. Lee Johnson	1985-87	212	0	8,739	41.2	20	53	66	35.1
8. John James	1982-84	198	1	7,878	39.8	15	36	56	32.4
9. Rich Camarillo	1994-95	173	1	7,280	42.1	17	61	60	35.7
10. Ryan Stonehouse	2022-23	143	1	7,591	53.1	19	58	74	44.0
11. Reggie Roby	1996-97	140	1	6,022	43.0	8	50	68	36.7

SEASON PUNTING (AVERAGE)

Player	Year	Punt	Blk	Yds	Avg	TB	In20	Lg	NetAvg
1. Ryan Stonehouse	2022	90	0	4,779	53.1	9	30	74	44.0
2. Ryan Stonehouse	2023	53	1	2,812	53.1	10	28	74	43.9
3. Brett Kern	2017	75	0	3,728	49.7	5	28	74	44.6
4. Brett Kern	2012	81	2	3,855	47.6	5	30	71	40.4
5. Brett Kern	2015	88	0	4,175	47.4	1	34	61	40.3
6. Craig Hentrich	1998	69	0	3,258	47.2	11	18	71	39.2
7. Brett Kern	2019	78	0	3,672	47.1	2	37	70	43.1
Brett Kern	2018	74	1	3,483	47.1	3	39	62	41.7
9. Greg Montgomery	1992	53	2	2,487	46.9	9	14	66	37.3
10. Brett Kern	2014	88	1	4,118	46.8	7	28	79	40.8
11. Brett Kern	2020	37	0	1,695	45.8	3	22	66	41.5
12. Greg Montgomery	1993	54	0	2,462	45.6	5	13	77	39.1

CAREER INTERCEPTIONS

Player	Years	No	Yds	Avg	Lg	TD
1. Jim Norton	1960-68	45	592	13.2	56	1
2. Cris Dishman	1988-96	31	348	11.2	43	1
3. Fred Glick	1961-66	30	390	13.0	45	1
4. Kevin Byard	2016-23	27	333	12.3	33	1
Tony Banfield	1960-65	27	224	8.3	58	0
W.K. Hicks	1964-69	27	457	16.9	62	0
Darryll Lewis	1991-98	27	540	20.0	98t	5
8. Mike Reinfeldt	1976-83	26	375	14.4	39	0
9. Michael Griffin	2007-15	25	328	13.1	83t	1
Ken Houston	1967-72	25	650	26.0	78	9
11. Zeke Moore	1967-77	24	444	18.5	74	2
12. Willie Alexander	1971-79	23	379	16.5	95t	1
Samari Rolle	1998-04	23	349	15.2	81t	1
14. Marcus Robertson	1991-00	22	428	19.5	69	0
15. Gregg Bingham	1973-84	21	279	13.3	54	0
16. Keith Bulluck	2000-09	19	192	10.1	35	1
Miller Farr	1967-69	19	416	21.9	67	5
18. Steve Brown	1983-90	18	264	14.7	44t	1
19. Andre Dyson	2001-04	16	260	16.3	51t	3
Bubba McDowell	1989-94	16	190	11.9	26t	1
Chris Hope	2006-11	16	266	16.6	61t	1

SEASON INTERCEPTIONS

Player	Year	No	Yds	Avg	Lg	TD
1. Fred Glick	1963	12	180	15.0	45	1
Mike Reinfeldt	1979	12	205	17.1	39	0
3. Miller Farr	1967	10	264	26.4	67	3
4. W.K. Hicks	1965	9	156	17.3	31	0
Ken Houston	1971	9	220	24.4	48t	4
Jim Norton	1961	9	150	16.7	36	0
7. Kevin Byard	2017	8	130	16.3	33	0
Tony Banfield	1961	8	136	17.0	58	0
<i>Pete Jaquess</i>	<i>1964</i>	<i>8</i>	<i>141</i>	<i>17.6</i>	<i>98t</i>	<i>1</i>
Richard Johnson	1990	8	100	12.5	35	1
Jim Norton	1962	8	75	9.4	36	0
12. Tony Banfield	1963	7	21	3.0	14	0
Michael Griffin	2008	7	172	24.6	83t	1
Jim Norton	1965	7	52	7.4	18	0
Marcus Robertson	1993	7	137	19.6	69	0
Samari Rolle	2000	7	140	20.0	81t	1
Jack Tatum	1980	7	100	14.3	35	0
18. (15 tied with 6)						

CAREER SACKS*

Player	Years	No
1. Elvin Bethea	1968-83	105.0
2. Ray Childress	1985-95	75.5
3. Jesse Baker	1979-87	66.0
4. William Fuller	1986-93	59.0
5. Sean Jones	1988-93	57.5
6. Jevon Kearse	1999-03, 08-09	52.0
7. Jurrell Casey	2011-19	51.0
8. Robert Brazile	1975-84	48.0
9. Ted Washington	1973-82	45.0
10. Derrick Morgan	2010-18	44.5
11. Harold Landry III	2018-23	41.5
12. Kyle Vanden Bosch	2005-09	38.5
13. Curley Culp	1974-80	31.0

SEASON SACKS*

Player	Year	No
1. Elvin Bethea	1973	17.0
2. <i>Jesse Baker</i>	<i>1979</i>	<i>15.5</i>
3. William Fuller	1991	15.0
4. Elvin Bethea	1976	14.5
<i>Jevon Kearse</i>	<i>1999</i>	<i>14.5</i>
6. Elvin Bethea	1971	13.0
Ray Childress	1992	13.0
Sean Jones	1993	13.0
9. Jason Babin	2010	12.5
Sean Jones	1990	12.5
Kyle Vanden Bosch	2005	12.5

* Individual sacks did not become an official statistic until 1982.

* Individual sacks did not become an official statistic until 1982.



ALL-TIME TEAM LEADERS BY CATEGORY

CAREER TACKLES (SINCE 1974)

Player	Years	No
1. Gregg Bingham	1973-84	1,970
2. Robert Brazile	1975-84	1,281
3. Keith Bulluck	2000-09	1,265
4. Michael Griffin	2007-15	912
5. Ted Washington	1973-82	907
6. Al Smith	1987-96	877
7. John Grimsley	1984-90	836
8. Blaine Bishop	1993-01	788
9. Ray Childress	1985-95	784
10. Steve Kiner	1974-78	738

SEASON TACKLES (SINCE 1974)

Player	Year	No
1. Gregg Bingham	1978	223
2. Gregg Bingham	1980	212
3. Gregg Bingham	1974	206
4. Gregg Bingham	1979	203
5. John Grimsley	1986	199
6. Robert Abraham	1984	198
7. Gregg Bingham	1976	191
8. Gregg Bingham	1977	190
9. Gregg Bingham	1975	185
Robert Brazile	1978	185

YEAR-BY-YEAR LEADERS

RUSHING

Year	Player	Att	Yds	Avg	Lg	TD
1960	Billy Cannon	152	644	4.2	39	1
1961	Billy Cannon	200	948	4.7	61t	6
1962	Charles Tolar	244	1,012	4.1	25	7
1963	Charles Tolar	194	659	3.4	33	3
1964	Sid Blanks	145	756	5.2	91t	6
1965	Ode Burrell	130	528	4.1	63	3
1966	Ode Burrell	122	406	3.3	45	0
1967	Hoyle Granger	236	1,194	5.1	67t	6
1968	Hoyle Granger	202	848	4.2	47	7
1969	Hoyle Granger	186	740	4.0	23	3
1970	Joe Dawkins	124	517	4.2	49t	2
1971	Robert Holmes	112	323	2.9	31	4
1972	Fred Willis	134	461	3.4	43	0
1973	Fred Willis	171	579	3.4	25	4
1974	Willie Rodgers	122	413	3.4	20	5
1975	Ronnie Coleman	175	790	4.5	46t	5
1976	Ronnie Coleman	171	684	4.0	39	2
1977	Ronnie Coleman	185	660	3.6	22	5
1978	Earl Campbell	302	1,450	4.8	81t	13
1979	Earl Campbell	368	1,697	4.6	61t	19
1980	Earl Campbell	373	1,934	5.2	55t	13
1981	Earl Campbell	361	1,376	3.9	43	10
1982	Earl Campbell	157	538	3.4	22	2
1983	Earl Campbell	322	1,301	4.0	42	12
1984	Larry Moriarty	189	785	4.2	51	6
1985	Mike Rozier	133	462	3.5	30	8
1986	Mike Rozier	199	662	3.3	19t	4
1987	Mike Rozier	229	957	4.2	41	3
1988	Mike Rozier	251	1,002	4.0	28	10
1989	Alonzo Highsmith	128	531	4.1	25	4
1990	Lorenzo White	168	702	4.2	22	8
1991	Allen Pinkett	171	720	4.2	32	9
1992	Lorenzo White	265	1,226	4.6	44	7
1993	Gary Brown	195	1,002	5.1	26	6
1994	Lorenzo White	191	757	4.0	33	3
1995	Rodney Thomas	251	947	3.8	74t	5
1996	Eddie George	335	1,368	4.1	76	8
1997	Eddie George	357	1,399	3.9	30	6
1998	Eddie George	348	1,294	3.7	37t	5
1999	Eddie George	320	1,304	4.1	40	9
2000	Eddie George	403	1,509	3.7	35t	14
2001	Eddie George	315	939	3.0	27	5
2002	Eddie George	343	1,165	3.4	35	12
2003	Eddie George	312	1,031	3.3	27	5
2004	Chris Brown	220	1,067	4.9	52	6
2005	Chris Brown	224	851	3.8	38t	5
2006	Travis Henry	270	1,211	4.5	70t	7
2007	LenDale White	303	1,110	3.7	28	7
2008	Chris Johnson	251	1,228	4.9	66t	9
2009	Chris Johnson	358	2,006	5.6	91t	14
2010	Chris Johnson	316	1,364	4.3	76t	11
2011	Chris Johnson	262	1,047	4.0	48t	4
2012	Chris Johnson	276	1,243	4.5	94t	6
2013	Chris Johnson	279	1,077	3.9	30t	6

PASSING

Year	Player	Att	Yds	Avg	Lg	TD
2014	Bishop Sankey	152	569	3.7	22	2
2015	Antonio Andrews	143	520	3.6	38	3
2016	DeMarco Murray	293	1,287	4.4	75t	9
2017	Derrick Henry	176	744	4.2	75t	5
2018	Derrick Henry	215	1,059	4.9	99t	12
2019	Derrick Henry	303	1,540	5.1	74t	16
2020	Derrick Henry	378	2,027	5.4	94t	17
2021	Derrick Henry	219	937	4.3	76t	10
2022	Derrick Henry	349	1,538	4.4	56	13
2023	Derrick Henry	280	1,167	4.2	69	12

Year	Player	Att	Cmp	Yds	Pct	TD	Int	Avg
1960	George Blanda	363	169	2,413	46.6	24	22	6.7
1961	George Blanda	362	187	3,330	51.7	36	22	9.2
1962	George Blanda	418	197	2,810	47.1	27	42	6.7
1963	George Blanda	423	224	3,003	52.9	24	25	7.0
1964	George Blanda	505	262	3,282	51.9	17	27	6.4
1965	George Blanda	442	186	2,542	42.1	20	30	5.8
1966	George Blanda	271	122	1,764	45.0	17	21	6.4
1967	Pete Beathard	231	94	1,114	40.7	9	14	4.8
1968	Pete Beathard	223	105	1,559	47.1	7	16	6.9
1969	Pete Beathard	370	180	2,455	48.6	10	21	6.4
1970	Charley Johnson	281	144	1,652	51.2	7	12	5.9
1971	Dan Pastorini	270	127	1,702	47.0	7	21	6.3
1972	Dan Pastorini	299	144	1,711	48.2	7	11	5.7
1973	Dan Pastorini	290	154	1,482	53.1	5	17	5.1
1974	Dan Pastorini	247	140	1,571	56.7	10	10	6.4
1975	Dan Pastorini	342	163	2,053	47.7	14	16	6.0
1976	Dan Pastorini	309	167	1,785	53.5	10	10	5.7
1977	Dan Pastorini	319	169	1,987	53.0	13	18	6.2
1978	Dan Pastorini	368	199	2,473	54.1	16	17	6.7
1979	Dan Pastorini	324	163	2,090	50.3	14	18	6.5
1980	Ken Stabler	454	293	3,202	64.5	13	28	7.0
1981	Ken Stabler	285	165	1,988	57.9	14	18	6.9
1982	Archie Manning	125	66	877	52.8	6	6	7.0
1983	Oliver Luck	217	124	1,375	57.1	8	13	6.3
1984	Warren Moon	450	259	3,338	57.6	12	14	7.4
1985	Warren Moon	377	200	2,709	53.1	15	19	7.2
1986	Warren Moon	488	256	3,489	52.5	13	26	7.2
1987	Warren Moon	368	184	2,806	50.0	21	18	7.6
1988	Warren Moon	294	160	2,327	54.4	17	8	7.9
1989	Warren Moon	464	280	3,631	60.3	23	14	7.8
1990	Warren Moon	584	362	4,689	62.0	33	13	8.0
1991	Warren Moon	655	404	4,690	61.7	23	21	7.2
1992	Warren Moon	346	224	2,521	64.7	18	12	7.3
1993	Warren Moon	520	303	3,485	58.3	21	21	6.7
1994	Billy Joe Tolliver	240	121	1,287	50.4	6	7	5.4
1995	Chris Chandler	356	225	2,460	63.2	17	10	6.9
1996	Chris Chandler	320	184	2,099	57.5	16	11	6.6
1997	Steve McNair	415	216	2,665	52.0	14	13	6.4
1998	Steve McNair	492	289	3,228	58.7	15	10	6.5
1999	Steve McNair	331	187	2,179	56.5	12	8	6.6
2000	Steve McNair	396	248	2,847	62.6	15	13	7.2
2001	Steve McNair	431	264	3,350	61.3	21	12	7.8



YEAR-BY-YEAR LEADERS

Year	Player	Att	Cmp	Yds	Pct	TD	Int	Avg
2002	Steve McNair	492	301	3,387	61.2	22	15	6.9
2003	Steve McNair	400	250	3,215	62.5	24	7	8.0
2004	Billy Volek	357	218	2,486	61.1	18	10	7.0
2005	Steve McNair	476	292	3,161	61.3	16	11	6.6
2006	Vince Young	357	184	2,199	51.5	12	13	6.2
2007	Vince Young	382	238	2,546	62.3	9	17	6.7
2008	Kerry Collins	415	242	2,676	58.3	12	7	6.5
2009	Vince Young	259	152	1,879	58.7	10	7	7.3
2010	Kerry Collins	278	160	1,823	57.6	14	8	6.6
2011	Matt Hasselbeck	518	319	3,571	61.6	18	14	6.9
2012	Jake Locker	314	177	2,176	56.4	10	11	6.9
2013	Ryan Fitzpatrick	350	217	2,454	62.0	14	12	7.0
2014	Zach Mettenberger	179	107	1,412	59.8	8	7	7.9
2015	Marcus Mariota	370	230	2,818	62.2	19	10	7.6
2016	Marcus Mariota	451	276	3,426	61.2	26	9	7.6
2017	Marcus Mariota	453	281	3,232	62.0	13	15	7.1
2018	Marcus Mariota	331	228	2,528	68.9	11	8	7.6
2019	Ryan Tannehill	286	201	2,742	70.3	22	6	9.6
2020	Ryan Tannehill	481	315	3,819	65.5	33	7	7.9
2021	Ryan Tannehill	531	357	3,734	67.2	21	14	7.0
2022	Ryan Tannehill	325	212	2,536	65.2	13	6	7.8
2023	Will Levis	255	149	1,808	58.4	8	4	7.1

RECEIVING

Year	Player	No	Yds	Avg	Lg	TD
1960	Bill Groman	72	1,473	20.5	80t	12
1961	Charlie Hennigan	82	1,746	21.3	80t	12
1962	Charlie Hennigan	54	867	16.1	75t	8
1963	Charlie Hennigan	61	1,051	17.2	83t	10
1964	Charlie Hennigan	101	1,546	15.3	53t	8
1965	Ode Burrell (RB)	55	650	11.8	52t	4
1966	Charles Frazier	57	1,129	19.8	79t	12
1967	Hoyle Granger (RB)	31	300	9.6	43	3
1968	Alvin Reed (TE)	46	747	16.2	60	5
1969	Alvin Reed (TE)	51	664	13.0	43	2
1970	Alvin Reed (TE)	47	604	12.9	34	2
1971	Jim Beirne	38	550	14.5	40	1
1972	Fred Willis (RB)	45	297	6.6	27	2
1973	Fred Willis (RB)	57	371	6.5	50	1
1974	Ken Burrough	36	492	13.7	51	2
1975	Ken Burrough	53	1,063	20.1	77t	8
1976	Ken Burrough	51	932	18.2	69	7
1977	Ken Burrough	43	816	19.0	85t	8
1978	Ken Burrough	47	624	13.3	44	2
1979	Ken Burrough	40	752	18.8	55t	6
1980	Mike Barber (TE)	59	712	12.1	79t	5
1981	Ken Burrough	40	668	16.7	71t	7
1982	Dave Casper (TE)	36	573	15.9	38	6
1983	Tim Smith	83	1,176	14.2	47t	6
1984	Tim Smith	69	1,141	16.5	75t	4
1985	Butch Woolfolk (RB)	80	814	10.2	80t	4
1986	Drew Hill	65	1,112	17.1	81t	5
1987	Ernest Givins	53	933	17.6	83t	6
1988	Drew Hill	72	1,141	15.8	57t	10
1989	Drew Hill	66	938	14.2	50	8
1990	Haywood Jeffires	74	1,048	14.2	87t	8
	Drew Hill	74	1,019	13.8	57	5
1991	Haywood Jeffires	100	1,181	11.8	44	7
1992	Haywood Jeffires	90	913	10.1	47	9
1993	Webster Slaughter	77	904	11.7	41	5
1994	Webster Slaughter	68	846	12.4	57	2
	Haywood Jeffires	68	783	11.5	50	6
1995	Haywood Jeffires	61	684	11.2	35t	8
1996	Frank Wycheck (TE)	53	511	9.6	29	6
1997	Frank Wycheck (TE)	63	748	11.9	42	4
1998	Frank Wycheck (TE)	70	768	11.0	38	2
1999	Frank Wycheck (TE)	69	641	9.3	35	2
2000	Frank Wycheck (TE)	70	636	9.1	26	4
2001	Derrick Mason	73	1,128	15.5	71t	9

Year	Player	No	Yds	Avg	Lg	TD
2002	Derrick Mason	79	1,012	12.8	40	5
2003	Derrick Mason	95	1,303	13.7	50t	8
2004	Derrick Mason	96	1,168	12.2	37t	7
2005	Drew Bennett	58	738	12.7	55t	4
2006	Drew Bennett	46	737	16.0	39	3
2007	Justin Gage	55	750	13.6	73	2
	Roydell Williams	55	719	13.1	48	4
2008	Bo Scaife (TE)	58	561	9.7	44	2
2009	Chris Johnson (RB)	50	503	10.1	69t	2
2010	Chris Johnson (RB)	44	245	5.6	25	1
2011	Nate Washington	74	1,023	13.8	57	7
2012	Kendall Wright	64	626	9.8	38	4
2013	Kendall Wright	94	1,079	11.5	45	2
2014	Delanie Walker	63	890	14.1	68	4
2015	Delanie Walker	94	1,088	11.6	61t	6
2016	Rishard Matthews	65	945	14.5	60	9
	Delanie Walker	65	800	12.3	47	7
2017	Delanie Walker	74	807	10.9	42	3
2018	Corey Davis	65	891	13.7	51	4
2019	A.J. Brown	52	1,051	20.2	91t	8
2020	A.J. Brown	70	1,075	15.4	73t	11
2021	A.J. Brown	63	869	13.8	57t	5
2022	Robert Woods	53	527	9.9	41	2
2023	DeAndre Hopkins	75	1,057	14.1	61t	7

SCORING

Year	Player	TD	PAT	FG	Tot
1960	George Blanda	4	46	15	115
1961	George Blanda	0	64	16	112
1962	George Blanda	0	48	11	81
1963	George Blanda	0	37	9	64
1964	George Blanda	0	38	13	76
1965	George Blanda	0	28	11	61
1966	George Blanda	0	39	16	87
1967	John Wittenborn	0	30	14	72
1968	Wayne Walker	0	26	8	50
1969	Roy Gerela	0	29	19	86
1970	Roy Gerela	0	23	18	77
1971	Mark Moseley	0	25	16	73
1972	Skip Butler	0	12	16	51
1973	Skip Butler	0	15	21	66
1974	Skip Butler	0	29	9	56
1975	Skip Butler	0	31	18	85
1976	Skip Butler	0	24	16	72
1977	Toni Fritsch	0	19	12	55
1978	Earl Campbell (RB)	13	0	0	78
1979	Earl Campbell (RB)	19	0	0	114
1980	Toni Fritsch	0	26	19	83
1981	Toni Fritsch	0	32	15	77
1982	Dave Casper (TE)	6	0	0	36
1983	Florian Kempf	0	33	17	84
1984	Joe Cooper	0	13	11	46
1985	Tony Zendejas	0	29	21	92
1986	Tony Zendejas	0	28	22	94
1987	Tony Zendejas	0	32	20	92
1988	Tony Zendejas	0	48	22	114
1989	Tony Zendejas	0	40	25	115
1990	Lorenzo White (RB)	12	0	0	72
1991	Ian Howfield	0	25	13	64
1992	Al Del Greco	0	41	21	104
1993	Al Del Greco	0	39	29	126
1994	Al Del Greco	0	18	16	66
1995	Al Del Greco	0	33	27	114
1996	Al Del Greco	0	35	32	131
1997	Al Del Greco	0	32	27	113
1998	Al Del Greco	0	28	36	136
1999	Al Del Greco	0	43	21	106
2000	Al Del Greco	0	37	27	118
2001	Joe Nedney	0	34	20	94



YEAR-BY-YEAR LEADERS

Year	Player	TD	PAT	FG	Tot
2002	Joe Nedney	0	36	25	111
2003	Gary Anderson	0	42	27	123
2004	Gary Anderson	0	37	17	88
2005	Rob Bironas	0	30	23	99
2006	Rob Bironas	0	32	22	98
2007	Rob Bironas	0	28	35	133
2008	Rob Bironas	0	40	29	127
2009	Rob Bironas	0	37	27	118
2010	Rob Bironas	0	38	24	110
2011	Rob Bironas	0	34	29	121
2012	Rob Bironas	0	35	25	110
2013	Rob Bironas	0	41	25	116
2014	Ryan Succop	0	27	19	84
2015	Ryan Succop	0	29	14	71
2016	Ryan Succop	0	39	22	105
2017	Ryan Succop	0	31	35	136
2018	Ryan Succop	0	28	26	106
2019	Derrick Henry (RB)	18	0	0	108
2020	Derrick Henry (RB)	17	0	0	104
2021	Randy Bullock	0	42	26	120
2022	Randy Bullock	0	28	17	79
2023	Nick Folk	0	28	29	115

Year	Player	No	Yds	Avg	Lg	TD
2003	Jake Schifino	35	703	20.1	39	0
2004	Jason McAddley	38	849	22.3	45	0
2005	<i>Pacman Jones</i>	43	1,127	26.2	85	0
2006	Bobby Wade	50	1,194	23.9	48	0
2007	<i>Michael Griffin</i>	18	422	23.4	48	0
2008	Chris Carr	35	984	28.1	52	0
2009	<i>Kenny Britt</i>	24	523	21.8	56	0
2010	<i>Marc Mariani</i>	60	1,530	25.5	98t	1
2011	Marc Mariani	32	748	23.4	49	0
2012	Darius Reynaud	53	1,240	23.4	105t	1
2013	Leon Washington	16	481	30.1	95	0
2014	Leon Washington	31	738	23.8	52	0
2015	Dexter McCluster	13	285	21.9	32	0
2016	Marc Mariani	26	560	21.5	37	0
2017	<i>Adoree' Jackson</i>	25	578	23.1	57	0
2018	Darius Jennings	22	698	31.7	94t	1
2019	Kalif Raymond	18	403	22.4	45	0
2020	Kalif Raymond	15	275	18.3	30	0
2021	Chester Rogers	14	282	20.1	37	0
2022	Hassan Haskins	19	414	21.8	37	0
2023	Tyjae Spears	13	270	20.8	33	0

KICKOFF RETURNS

Year	Player	No	Yds	Avg	Lg	TD
1960	Ken Hall	19	594	31.3	104t	1
1961	Billy Cannon	18	439	24.4	47	0
1962	Bobby Jancik	24	726	30.3	61	0
1963	Bobby Jancik	45	1,315	29.3	53	0
1964	Ode Burrell	17	449	26.4	93t	1
1965	Bobby Jancik	18	430	23.9	43	0
1966	Bobby Jancik	34	875	25.7	53	0
1967	Zeke Moore	14	405	28.9	92	1
1968	Zeke Moore	32	787	24.6	45	0
1969	Jerry LeVias	38	940	24.7	87	0
1970	Jerry LeVias	26	598	23.0	37	0
1971	Linzy Cole	32	834	26.1	45	0
1972	<i>Willie Rodgers</i>	17	335	19.7	31	0
1973	Bob Gresham	27	723	26.8	103t	1
1974	<i>Billy Johnson</i>	29	785	27.1	67	0
1975	Billy Johnson	33	798	24.2	81t	1
1976	Billy Johnson	26	579	22.2	53	0
1977	Billy Johnson	25	630	25.2	76t	1
1978	Johnnie Dirden	32	780	24.4	60	0
1979	<i>Richard Ellender</i>	24	514	21.4	35	0
1980	Carl Roaches	37	746	20.2	46	0
1981	Carl Roaches	28	769	27.5	96t	1
1982	Carl Roaches	21	441	21.0	45	0
1983	<i>Steve Brown</i>	31	795	25.6	93t	1
1984	Carl Roaches	30	679	22.6	49	0
1985	<i>Willie Drewrey</i>	26	642	24.7	52	0
1986	Willie Drewrey	25	500	20.0	32	0
	<i>Allen Pinkett</i>	26	519	20.0	48	0
1987	<i>Curtis Duncan</i>	28	546	19.5	62	0
1988	Leonard Harris	34	678	19.9	56	0
1989	Kenny Johnson	21	372	17.7	39	0
1990	Gerald McNeil	27	551	20.4	64	0
1991	Allen Pinkett	26	508	19.5	41	0
1992	Pat Coleman	14	290	20.7	28	0
1993	Willie Drewrey	15	293	19.5	34	0
1994	Todd McNair	23	481	20.9	44	0
1995	Mel Gray	53	1,183	22.3	54	0
1996	Mel Gray	50	1,224	24.5	88	0
1997	<i>Derrick Mason</i>	26	551	21.2	54	0
1998	Mike Archie	42	913	21.7	50	0
1999	Derrick Mason	41	805	19.6	41	0
2000	Derrick Mason	42	1,132	27.0	66	0
2001	Derrick Mason	34	748	22.0	101t	1
2002	<i>John Simon</i>	20	371	18.6	29	0

PUNT RETURNS

Year	Player	No	Yds	Avg	Lg	TD
1960	<i>Billy Cannon</i>	4	96	24.0	51	0
1961	Billy Cannon	9	70	7.8	20	0
1962	Bobby Jancik	14	164	11.7	21	0
1963	Bobby Jancik	13	145	11.2	56	0
1964	Bobby Jancik	14	220	15.7	82t	1
1965	Bobby Jancik	12	85	7.1	25	0
1966	Ode Burrell	8	76	9.5	29	0
1967	Larry Carwell	9	154	17.1	54	0
1968	Sid Blanks	22	179	8.1	39	0
1969	Jerry LeVias	35	292	8.3	46	0
1970	Jerry LeVias	25	213	8.5	33	0
1971	Linzy Cole	14	107	7.6	31	0
1972	Ken Houston	25	148	5.9	33	0
1973	Jeff Severson	16	126	7.9	74	0
1974	<i>Billy Johnson</i>	30	409	13.6	49	0
1975	Billy Johnson	40	612	15.3	83t	3
1976	Billy Johnson	39	397	10.2	46	0
1977	Billy Johnson	35	539	15.4	87t	2
1978	Ronnie Coleman	16	142	8.9	32	0
1979	<i>Richard Ellender</i>	31	203	6.5	36	0
1980	Carl Roaches	47	384	8.2	68	0
1981	Carl Roaches	39	296	7.6	40	0
1982	Carl Roaches	19	104	5.5	25	0
1983	Carl Roaches	20	159	8.0	23	0
1984	Carl Roaches	26	152	5.8	18	0
1985	<i>Willie Drewrey</i>	24	215	9.0	23	0
1986	Willie Drewrey	25	262	7.7	25	0
1987	Kenny Johnson	24	196	8.2	26	0
1988	Kenny Johnson	30	170	5.7	16	0
1989	Kenny Johnson	19	122	6.4	19	0
1990	Gerald McNeil	30	172	5.7	26	0
1991	Pat Coleman	22	138	6.3	24	0
1992	Webster Slaughter	20	142	7.1	20	0
1993	Willie Drewrey	41	275	6.7	18	0
1994	Ernest Givins	37	210	5.7	78t	1
1995	Mel Gray	30	303	10.1	20	0
1996	Mel Gray	22	205	9.3	40	0
1997	Mel Gray	17	144	8.5	30	0
1998	Derrick Mason	31	228	7.4	25	0
1999	Derrick Mason	26	225	8.7	65t	1
2000	Derrick Mason	51	662	13.0	69t	1
2001	Derrick Mason	20	128	6.4	20	0
2002	<i>John Simon</i>	13	113	8.7	30	0
2003	Justin McCareins	29	330	11.4	58t	1
2004	Derrick Mason	24	93	3.9	13	0



YEAR-BY-YEAR LEADERS

Year	Player	No	Yds	Avg	Lg	TD
2005	Pacman Jones	29	272	9.4	52t	1
2006	Pacman Jones	34	440	12.9	90t	3
2007	Chris Davis	31	293	9.5	39	0
2008	Chris Carr	32	323	10.1	44	0
2009	Alvin Pearman	11	112	10.2	18	0
2010	Marc Mariani	27	329	12.2	87t	1
2011	Marc Mariani	46	490	10.7	79t	1
2012	Darius Reynaud	31	410	13.2	81t	2
2013	Darius Reynaud	18	135	7.5	35	0
2014	Dexter McCluster	22	155	7.0	48	0
2015	Dexter McCluster	24	217	9.0	37	0
2016	Marc Mariani	29	235	8.1	18	0
2017	Adoree' Jackson	34	290	8.5	46	0
2018	Adoree' Jackson	16	148	9.3	26	0
2019	Adam Humphries	12	78	6.5	21	0
2020	Kalif Raymond	23	208	9.0	40	0
2021	Chester Rogers	30	293	9.8	55	0
2022	C.J. Board	14	147	10.5	19	0
2023	Eric Garror	21	159	7.6	15	0

Year	Player	No	Yds	Avg	Lg	TD
1997	Darryll Lewis (CB)	5	115	23.0	47t	1
	Marcus Robertson (S)	5	127	25.4	48	0
1998	Darryll Lewis (CB)	4	40	10.0	33	0
1999	Samari Rolle (CB)	4	65	16.3	30	0
2000	Samari Rolle (CB)	7	140	20.0	81t	1
2001	Andre Dyson (CB)	3	36	12.0	36	0
	Samari Rolle (CB)	3	3	1.0	3	0
2002	Lance Schulters (S)	6	56	9.3	28	0
2003	Samari Rolle (CB)	6	141	23.5	52	0
2004	Andre Dyson (CB)	6	135	22.5	44	0
2005	Reynaldo Hill (CB)	3	88	29.3	52t	1
2006	Chris Hope (S)	5	105	21.0	61t	1
2007	Keith Bulluck (LB)	5	63	12.6	35	0
2008	Michael Griffin (S)	7	172	24.6	83t	1
2009	Cortland Finnegan (CB)	5	194	38.8	80	1
2010	Michael Griffin (S)	4	50	12.5	28	0
2011	Michael Griffin (S)	2	0	0.0	0	0
	Jason McCourty (CB)	2	52	26.0	30	0
2012	Michael Griffin (S)	4	59	14.8	33	0
	Jason McCourty (CB)	4	29	7.3	28	0
2013	Alterraun Verner (CB)	5	68	13.6	34	1
2014	Jason McCourty (CB)	3	0	0.0	0	0
2015	Zach Brown (LB)	2	45	22.5	45	0
	Coty Sensabaugh (CB)	2	42	21.0	26t	1
2016	Perrish Cox (CB)	3	3	1.0	3	0
2017	Kevin Byard (S)	8	130	16.3	33	0
2018	Kevin Byard (S)	4	1	0.3	1	0
2019	Kevin Byard (S)	5	79	15.8	28	0
2020	Malcolm Butler (CB)	4	111	27.8	68	0
	Amani Hooker (S)	4	11	2.8	6	0
2021	Kevin Byard (S)	5	66	13.2	24t	1
2022	Kevin Byard (S)	4	57	14.3	28	0
2023	Sean Murphy-Bunting (CB)	2	12	6.0	10	0

INTERCEPTIONS

Year	Player	No	Yds	Avg	Lg	TD
1960	Mark Johnston (CB)	4	42	10.5	33	0
	Dennit Morris (LB)	4	32	8.0	26	0
	Julian Spence (S)	4	5	1.3	5	0
1961	Jim Norton (S)	9	150	16.7	36	0
1962	Jim Norton (S)	8	75	9.4	36	0
1963	Fred Glick (S)	12	180	15.0	40	1
1964	Pete Jaquess (CB)	8	141	17.6	98t	1
1965	W.K. Hicks (CB)	9	156	17.3	31	0
1966	Jim Norton (S)	4	125	31.3	56	0
	Fred Glick (S)	4	47	11.8	41	0
1967	Miller Farr (CB)	10	264	26.4	67	3
1968	Ken Houston (S)	5	160	32.0	66t	2
1969	Miller Farr (CB)	6	48	8.0	35	0
1970	Zeke Moore (CB)	6	85	14.2	32	0
1971	Ken Houston (S)	9	220	24.4	48t	4
1972	Bob Atkins (S)	2	37	18.5	34	0
	John Charles (S)	2	6	3.0	6	0
1973	Guy Roberts (LB)	4	55	13.8	27	0
	Jeff Severson (S)	4	24	6.0	19	0
1974	Bob Atkins (S)	6	85	14.2	36	0
1975	Zeke Moore (CB)	5	137	27.4	74	0
1976	C.L. Whittington (S)	5	103	20.6	50	0
1977	Mike Reinfeldt (S)	5	78	15.6	30	0
1978	Willie Alexander (CB)	5	51	10.2	29	0
1979	Mike Reinfeldt (S)	12	205	17.1	39	0
1980	Jack Tatum (S)	7	100	14.3	35	0
1981	Greg Stemrick (CB)	3	94	31.3	38	0
	Carter Hartwig (DB)	3	78	26.0	36	0
1982	Robert Brazile (LB)	1	31	31.0	31	0
	Gregg Bingham (LB)	1	8	8.0	8	0
	Vernon Perry (S)	1	8	8.0	8	0
1983	Willie Tullis (DB)	5	65	13.0	44	0
1984	Willie Tullis (DB)	4	48	12.0	22	0
1985	Steve Brown (CB)	5	41	8.2	22	0
1986	Allen Lyday (S)	3	24	8.0	24	0
	Patrick Allen (CB)	3	20	6.7	18	0
1987	Keith Bostic (S)	6	-14	-2.3	7	0
1988	Jeff Donaldson (S)	4	29	7.3	23	0
1989	Steve Brown (CB)	5	54	10.8	41	0
1990	Richard Johnson (CB)	8	100	12.5	35	1
1991	Cris Dishman (CB)	6	61	10.2	43	0
1992	Jerry Gray (CB)	6	24	4.0	22	0
1993	Marcus Robertson (S)	7	137	19.6	69	0
1994	Darryll Lewis (CB)	5	57	11.4	20	0
1995	Darryll Lewis (CB)	6	145	24.2	98t	1
1996	Darryll Lewis (CB)	5	103	20.6	53	1

SACKS

Year	Player	Total
1960	Don Floyd (DE)	4
1961	Doug Cline (LB)	6
1962	Ed Husmann (DT)	10
1963	Ed Husmann (DT)	5
	Gary Cutsinger (DE)	5
1964	Ed Husmann (DT)	4
	Don Floyd (DE)	4
1965	Gary Cutsinger (DE)	7
1966	Gary Cutsinger (DE)	5
1967	George Rice (DT)	6
1968	Pat Holmes (DE)	6
1969	Elvin Bethea (DE)	14
1970	Elvin Bethea (DE)	9.5
1971	Elvin Bethea (DE)	13
1972	Mike Tilleman (DT)	12
1973	Elvin Bethea (DE)	17
1974	Ted Washington (LB)	11
1975	Curly Culp (DT)	11.5
1976	Elvin Bethea (DE)	14.5
1977	James Young (DE)	7.5
1978	Elvin Bethea (DE)	8
1979	Jesse Baker (DE)	15.5
1980	Mike Stensrud (DE)	7
1981	Jesse Baker (DE)	10
1982	Jesse Baker (DE)	7.5
1983	Jesse Baker (DE)	5.5
1984	Jesse Baker (DE)	11
1985	Jesse Baker (DE)	5.5
1986	Ray Childress (DE)	5
1987	Ray Childress (DE)	6
1988	Ray Childress (DE)	8.5
	William Fuller (DE)	8.5
1989	Ray Childress (DE)	8.5



YEAR-BY-YEAR LEADERS

Year	Player	Total
1990	Sean Jones (DE)	12.5
1991	William Fuller (DE)	15
1992	Ray Childress (DE)	13
1993	Sean Jones (DE)	13
1994	Lamar Lathon (DE)	8.5
1995	Anthony Cook (DE)	4.5
	Henry Ford (DE)	4.5
1996	Anthony Cook (DE)	7.5
1997	Kenny Holmes (DE)	7
	Gary Walker (DT)	7
1998	Lonnie Marts (LB)	4
1999	Jevon Kearse (DE)	14.5
2000	Jevon Kearse (DE)	11.5
2001	Jevon Kearse (DE)	10.0
2002	Kevin Carter (DE)	10.0
2003	Jevon Kearse (DE)	9.5
2004	Kevin Carter (DE)	6.0
2005	Kyle Vanden Bosch (DE)	12.5
2006	Kyle Vanden Bosch (DE)	6.5
2007	Kyle Vanden Bosch (DE)	12
2008	Albert Haynesworth (DT)	8.5
2009	Jacob Ford (DE)	5.5
2010	Jason Babin (DE)	12.5
2011	Karl Klug (DT)	7.0
2012	Derrick Morgan (DE)	6.5
2013	Jurrell Casey (DT)	10.5
2014	Derrick Morgan (OLB)	6.5
2015	Jurrell Casey (DT)	7.0
	Brian Orakpo (OLB)	7.0
2016	Brian Orakpo (OLB)	10.5
2017	Derrick Morgan (OLB)	7.5
2018	Jurrell Casey (DT)	7.0
2019	Harold Landry III (OLB)	9.0
2020	Harold Landry III (OLB)	5.5
2021	Harold Landry III (OLB)	12.0
2022	Denico Autry (OLB)	8.0
2023	Denico Autry (DL)	11.5

TACKLES (SINCE 1974)

Year	Player	Solo	Assist	Total
1974	Gregg Bingham (LB)	128	78	206
1975	Gregg Bingham (LB)	110	75	185
1976	Gregg Bingham (LB)	100	91	191
1977	Gregg Bingham (LB)	95	95	190
1978	Gregg Bingham (LB)	109	114	223
1979	Gregg Bingham (LB)	100	103	203

Year	Player	Solo	Assist	Total
1980	Gregg Bingham (LB)	112	100	212
1981	Gregg Bingham (LB)	112	60	172
1982	Daryl Hunt (LB)	61	24	85
1983	Gregg Bingham (LB)	87	48	135
1984	Robert Abraham (LB)	106	92	198
1985	Avon Riley (LB)	80	67	147
1986	John Grimsley (LB)	112	87	199
1987	Al Smith (LB)	46	56	102
1988	John Grimsley (LB)	70	45	115
1989	John Grimsley (LB)	73	30	103
1990	Al Smith (LB)	78	26	104
1991	Al Smith (LB)	101	45	146
1992	Al Smith (LB)	70	52	122
1993	Al Smith (LB)	67	28	95
1994	Al Smith (LB)	97	45	142
1995	Blaine Bishop (S)	75	22	97
1996	Blaine Bishop (S)	73	36	100
1997	Barron Wortham (LB)	61	36	97
1998	Joe Bowden (LB)	88	57	145
1999	Blaine Bishop (S)	83	30	113
	Eddie Robinson (LB)	64	49	113
2000	Randall Godfrey (LB)	97	72	169
2001	Randall Godfrey (LB)	79	32	111
2002	Keith Bulluck (LB)	116	64	180
2003	Keith Bulluck (LB)	110	61	171
2004	Keith Bulluck (LB)	108	63	171
2005	Keith Bulluck (LB)	106	44	150
2006	Keith Bulluck (LB)	107	54	161
2007	David Thornton (LB)	97	43	140
2008	Keith Bulluck (LB)	83	37	120
2009	Stephen Tulloch (LB)	95	37	132
2010	Stephen Tulloch (LB)	121	48	169
2011	Jordan Babineaux (S)	81	36	117
2012	Akeem Ayers (LB)	79	31	110
2013	Bernard Pollard (S)	93	49	142
2014	Wesley Woodyard (LB)	66	68	134
2015	Avery Williamson (LB)	79	58	137
2016	Avery Williamson (LB)	76	73	149
2017	Wesley Woodyard (LB)	104	68	172
2018	Wesley Woodyard (LB)	85	39	124
2019	Rashaan Evans (LB)	84	55	139
2020	Kevin Byard (S)	79	32	111
2021	Kevin Byard (S)	58	30	88
2022	Kevin Byard (S)	69	37	106
2023	Azeez Al-Shaair (LB)	84	79	163



INDIVIDUAL RECORDS: SERVICE

Number of Games Played in Regular Season

1960–1977: 14 games
1978–1981, 1983–1986, 1988–2020: 16 games
1982: 9 games
1987: 15 games
2021–present: 17 games

Most Seasons

19	Bruce Matthews, 1983-2001
16	Elvin Bethea, 1968-83
13	Brad Hopkins, 1993-2005
13	Brett Kern, 2009-21
12	Gregg Bingham, 1973-84
12	Mike Munchak, 1982-93
12	Craig Hentrich, 1998-09

Most Seasons, Active

8	Derrick Henry, 2016-23
5	Ryan Tannehill, 2019-23
5	Jeffery Simmons , 2019-23
5	Amani Hooker , 2019-23

Most Games Played

296	Bruce Matthews, 1983-2001
210	Elvin Bethea, 1968-83
197	Brett Kern, 2009-21
194	Brad Hopkins, 1993-2005
177	Craig Hentrich, 1998-2009

173	Gregg Bingham, 1973-84
160	Ray Childress, 1985-95
159	Mike Munchak, 1982-93
157	Keith Bulluck, 2000-09
152	Benji Olson, 1998-2007
151	Al Del Greco, 1991-2000
148	Michael Roos, 2005-14
147	Robert Brazile, 1975-84
146	Ted Thompson, 1975-84
145	Zeke Moore, 1967-77
144	Rob Bironas, 2005-13
144	Ken Burrough, 1971-81
141	Michael Griffin, 2007-15
141	Warren Moon, 1984-93

Most Games Played, Active

119	Derrick Henry, 2016-23
81	Harold Landry III , 2018-23
68	Jeffery Simmons , 2019-23
67	Ryan Tannehill, 2019-23
66	Amani Hooker , 2019-23
61	Nick Westbrook-Ikhine , 2020-23
61	Corey Levin, 2017-23

Most Consecutive Games Played

232	Bruce Matthews, 1987-2001
177	Brett Kern, 2009-21
147	Robert Brazile, 1975-84

146	Craig Hentrich, 1998-2007
144	Rob Bironas, 2005-13
135	Beau Brinkley, 2012-20
135	Elvin Bethea, 1968-77
135	Keith Bulluck, 2000-09
134	Gregg Bingham, 1973-81
128	Eddie George, 1996-2003

Most Consecutive Games Played, Active

51	Morgan Cox , 2021-23
43	Aaron Brewer, 2021-23
34	Chig Okonkwo , 2022-23
18	Derrick Henry, 2022-23
18	Denico Autry, 2022-23

Most Consecutive Games Started

229	Bruce Matthews, 1987-2001
147	Robert Brazile, 1975-84
135	Elvin Bethea, 1968-77
134	Gregg Bingham, 1973-81
128	Eddie George, 1996-2003
127	Keith Bulluck, 2001-09

Most Consecutive Games Started, Active

34	Aaron Brewer, 2022-23
18	Derrick Henry, 2022-23
17	Azeez Al-Shaair, 2023
13	Peter Skoronski , 2023

INDIVIDUAL RECORDS: SCORING

Most Seasons Leading Team

9	Rob Bironas, 2005-13
9	Al Del Greco, 1992-2000
7	George Blanda, 1960-66
5	Ryan Succop, 2014-18
5	Tony Zendejas, 1985-90

Most Consecutive Seasons Leading Team

9	Rob Bironas, 2005-13
9	Al Del Greco, 1992-2000
7	George Blanda, 1960-66
5	Ryan Succop, 2014-18
5	Tony Zendejas, 1985-89

POINTS

Career

1,060	Al Del Greco, 1991-2000 (322 PAT, 246 FG)
1,032	Rob Bironas, 2005-13 (315 PAT, 239 FG)
598	George Blanda, 1960-66 (4 TD, 301 PAT, 91 FG)
562	Derrick Henry, 2016-2023 (93 TD, 2 two-point)
548	Tony Zendejas, 1985-90 (197 PAT, 117 FG)
529	Ryan Succop, 2014-19 (178 PAT, 117 FG)
450	Eddie George, 1996-2003 (74 TD, 3 two-point)
438	Earl Campbell, 1978-84 (73 TD)

Season

136	Ryan Succop, 2017 (31 PAT, 35 FG)
136	Al Del Greco, 1998 (28 PAT, 36 FG)
133	Rob Bironas, 2007 (28 PAT, 35 FG)

131	Al Del Greco, 1996 (35 PAT, 32 FG)
127	Rob Bironas, 2008 (40 PAT, 29 FG)
126	Al Del Greco, 1993 (39 PAT, 29 FG)
123	Gary Anderson, 2003 (42 PAT, 27 FG)

Most Seasons, 100 or More Points

8	Al Del Greco, 1992-93, 1995-2000
7	Rob Bironas, 2007-13
3	Ryan Succop, 2016-18
2	George Blanda, 1960-61
2	Tony Zendejas, 1988-89
2	Derrick Henry, 2019-20

Season, Rookie

92	Tony Zendejas, 1985 (29 PAT, 21 FG)
86	Roy Gerela, 1969 (29 PAT, 19 FG)
72	Bill Groman, 1960 (12 TD)

Game

30	Billy Cannon, @ N.Y. Titans, 12/10/61 (5 TD)
26	Rob Bironas, @ Hou., 10/21/07 (8 FG, 2 PAT)
26	George Blanda, vs. L.A. Chargers, 9/18/60 (3 TD, 5 PAT, 1 FG)

Game, Opponent

24	Art Powell, @ Oakland, 12/22/63
24	Corey Dillon, @ Cincinnati, 12/4/97
19	Robbie Gould, @ San Francisco, 12/17/17
19	Cody Parkey, @ Philadelphia, 11/23/14
19	Horst Muhlmann, vs. Cincinnati, 12/17/72

Most Consecutive Games Scoring

67	Al Del Greco, 1994-00
46	Rob Bironas, 2006-08

TOUCHDOWNS

Career

93	Derrick Henry, 2016-23
74	Eddie George, 1996-2003
73	Earl Campbell, 1978-84
58	Chris Johnson, 2008-13
51	Charlie Hennigan, 1960-66
48	Kenny Burrough, 1971-81
48	Ernest Givins, 1986-94

Season

19	Earl Campbell, 1979
18	Derrick Henry, 2019
18	Bill Groman, 1961

Game

5	Billy Cannon, @ N.Y. Titans, 12/10/61
---	---------------------------------------

Game, Opponent

4	Art Powell, @ Oakland, 12/22/63
4	Bob Hayes, @ Dallas, 12/20/70
4	Corey Dillon, @ Cincinnati, 12/4/97
3	21 times, last by Antonio Brown, @ Pittsburgh, 11/16/17

Most Consecutive Team Games Scoring TD

8	Bill Groman, 1961
6	DeMarco Murray, 2016
5	Derrick Henry, 2020
5	Derrick Henry, 2019
5	Hoyle Granger, 1967



INDIVIDUAL RECORDS: SCORING

5	Ken Burrough, 1977
5	Earl Campbell, 1979
5	Earl Campbell, 1983
5	Chris Sanders, 1995
5	Eddie George, 1998-99
5	Kenny Britt, 2010

POINTS AFTER TOUCHDOWNS

Career

322	Al Del Greco, 1991-2000
315	Rob Bironas, 2005-13
301	George Blanda, 1960-66
197	Tony Zendejas, 1985-90
178	Ryan Succop, 2014-19
149	Toni Fritsch, 1977-81

Season

64	George Blanda, 1961
48	George Blanda, 1962
	Tony Zendejas, 1988

Game

8	George Blanda, vs. N.Y. Titans, 10/14/62
7	George Blanda, @ Denver, 11/5/61
7	George Blanda, vs. N.Y. Titans, 11/19/61
7	George Blanda, @ Oakland, 12/22/63
7	Teddy Garcia, vs. Cleveland, 12/9/90

Most Made, Opponent, Game

8	Stephen Gostkowski, @ New England, 10/18/09
7	Mason Crosby, @ Green Bay, 12/23/12
7	Cotton Davidson, @ Oakland, 12/22/63
7	Horst Muhlmann, vs. Cincinnati, 12/17/72
7	Jim Breech, @ Cincinnati, 12/17/89
7	Sebastian Janikowski, @ Oakland, 9/29/02
7	Lawrence Tynes, vs. Kansas City, 12/13/04

Most Consecutive PATs

285	Rob Bironas, 2006-13
229	Al Del Greco, 1993-2000
79	Gary Anderson, 2003-04
76	Al Del Greco, 1991-93
75	Skip Butler, 1972-76

Most Two-Point Conversions, Career

3	Eddie George, 1996-2003
3	Haywood Jeffires, 1987-95
3	Steve McNair, 1995-2005
3	Ryan Tannehill, 2019-2022

Most Two-Point Conversions, Season

3	Haywood Jeffires, 1994
---	------------------------

Most Two-Point Conversions, Game

1	38 times, last by Nick Westbrook-Ikhine at Miami, 12/11/23 (pass)
---	--

Most Two-Point Conversions, Opponent, Game

2	Charles Johnson @ Pittsburgh, 11/1/98 (pass, pass)
---	--

Most Defensive Two-Point Conversions, Game

1	Amani Hooker vs. Indianapolis, 12/3/23
---	---

FIELD GOALS

Most Attempted, Career

295	Al Del Greco, 1991-2000
279	Rob Bironas, 2005-13
187	George Blanda, 1960-66
163	Tony Zendejas, 1985-90
140	Ryan Succop, 2014-19
122	Skip Butler, 1972-77

Most Attempted, Season

42	Ryan Succop, 2017
40	Roy Gerela, 1969
39	Al Del Greco, 1998
39	Rob Bironas, 2007
38	Al Del Greco, 1996
37	Tony Zendejas, 1989
35	Al Del Greco, 1997

Most Attempted, Game

8	Rob Bironas, @ Houston, 10/21/07
6	George Blanda, vs. N.Y. Titans, 10/9/60
6	George Blanda, vs. Denver, 9/14/63
6	Skip Butler, @ Cleveland, 10/12/75
6	Al Del Greco, vs. Atlanta, 12/5/93
6	Stephen Gostkowski, @ Minnesota, 9/27/20

Most Attempted, Opponent, Game

7	Tom Dempsey, Philadelphia, 11/12/72
6	Roy Gerela, Pittsburgh, 12/9/73
6	Jim Breech, @ Cincinnati, 11/1/87
6	John Carney, @ San Diego, 9/19/93
6	Sebastian Janikowski, @ Oakland, 11/24/13
6	Cody Parkey, @ Philadelphia, 11/23/14
6	Blair Walsh, Minnesota, 9/11/16
6	Robbie Gould, @ San Francisco, 12/17/17
6	Justin Tucker, Baltimore, 10/15/23

Most Made, Career

246	Al Del Greco, 1991-2000
239	Rob Bironas, 2005-13
117	Ryan Succop, 2014-19
117	Tony Zendejas, 1985-90
91	George Blanda, 1960-66
81	Toni Fritsch, 1977-81

Most Made, Season

36	Al Del Greco, 1998
35	Ryan Succop, 2017
35	Rob Bironas, 2007
32	Al Del Greco, 1996
29	Nick Folk , 2023
29	Al Del Greco, 1993
29	Rob Bironas, 2008
29	Rob Bironas, 2011

Most Made, Game

* 8	Rob Bironas, @ Houston, 10/21/07
6	Stephen Gostkowski, @ Minnesota, 9/27/20
5	Nick Folk , @ New Orleans, 9/10/23
5	Ryan Succop, vs. Indianapolis, 10/16/17
5	Al Del Greco, @ Philadelphia, 12/3/2000
5	Roy Gerela, vs. Miami, 9/28/69

* Denotes NFL Record

Most Made, Opponent, Game

6	Justin Tucker, Baltimore, 10/15/23
6	Robbie Gould, @ San Francisco, 12/17/17
6	Tom Dempsey, vs. Philadelphia, 11/12/72
6	John Carney, @ San Diego, 9/19/93
5	9 times, last by Nick Folk , @ New England, 11/28/21

Most Consecutive Field Goals Made

20	Nick Folk , 2023
20	Al Del Greco, 1998-99
20	Rob Bironas, 2007-08
20	Rob Bironas, 2010
20	Rob Bironas, 2011-12
19	Ryan Succop, 2016-17
19	Rob Bironas, 2007
18	Al Del Greco, 1995-96
16	Ryan Succop, 2017
15	Ryan Succop, 2014-15
14	Al Del Greco, 1999-2000
14	Rob Bironas, 2011

Most Consecutive Games With Field Goal Made

20	Rob Bironas, 2009-10
19	Rob Bironas, 2006-07
13	Rob Bironas, 2011-12
12	Al Del Greco, 1998
12	Gary Anderson, 2003
12	Rob Bironas, 2008
10	George Blanda, 1964-65
10	George Blanda, 1966
10	Ryan Succop, 2016-17

Longest Field Goal

60	Rob Bironas, vs. Indianapolis, 12/3/06
56	Al Del Greco, vs. San Francisco, 10/27/96
56	Rob Bironas, @ Denver, 11/19/07
55	Stephen Gostkowski, @ Minnesota, 9/27/20
55	Rob Bironas, vs. Denver, 10/3/10
55	Rob Bironas, vs. Houston, 12/29/13
55	George Blanda, vs. San Diego, 12/3/61
54	Stephen Gostkowski, @ Minnesota, 9/27/20
54	George Blanda, @ Oakland, 11/11/62
54	Skip Butler, @ Buffalo, 9/19/76
54	Al Del Greco, vs. Kansas City, 9/20/92
54	Ryan Succop, @ Buffalo, 10/7/18

Longest Field Goal, Opponent

64	Matt Prater, @ Denver, 12/8/13
----	--------------------------------



INDIVIDUAL RECORDS: SCORING

56	Jason Myers, @ Jacksonville, 12/24/16
56	Jason Elam, Denver, 11/26/95
55	Chris Bahr, @ Cincinnati, 9/23/79
55	Matt Stover, Cleveland, 11/17/91
54	(seven times, last by Ka'imi Fairbairn, Houston, 12/17/23)

Highest Field Goal Percentage, Career (100 made)

85.7	Rob Bironas, 2005-13, (239 of 279)
83.6	Ryan Succop, 2014-19 (117 of 140)
83.4	Al Del Greco, 1991-2000, (246 of 295)

Season	
96.7	Nick Folk, 2023 (29 of 30)
92.3	Al Del Greco, 1998 (36 of 39)
92.3	Rob Bironas, 2010 (24 of 26)
91.7	Ryan Succop, 2016 (22 of 24)
90.6	Rob Bironas, 2011 (29 of 32)
89.7	Rob Bironas, 2007 (35 of 39)
87.9	Rob Bironas, 2008 (29 of 33)
87.5	Ryan Succop, 2015 (14 of 16)
87.1	Gary Anderson, 2003 (27 of 31)
87.1	Al Del Greco, 1995 (27 of 31)
86.7	Ryan Succop, 2018 (26 of 30)

SAFETIES

Most Safeties, Career

2	Elvin Bethea (1968-83)
2	James Young (1977-79)

Most Safeties, Game

1	41 times, last by Cameron Wake at Cleveland (9/8/19), sack in end zone
---	--

INDIVIDUAL RECORDS: RUSHING

Most Seasons Leading Team

8	Eddie George, 1996-2003
7	Derrick Henry, 2017-23
6	Earl Campbell, 1978-84
6	Chris Johnson, 2008-13
4	Mike Rozier, 1985-90

Most Consecutive Seasons Leading Team

8	Eddie George, 1996-2003
7	Derrick Henry, 2017-23
6	Earl Campbell, 1978-83
6	Chris Johnson, 2008-13
4	Mike Rozier, 1985-88

ATTEMPTS

Career

2,733	Eddie George, 1996-2003
2,030	Derrick Henry, 2016-23
1,979	Earl Campbell, 1978-84
1,742	Chris Johnson, 2008-13
1,000	Lorenzo White, 1988-94
910	Mike Rozier, 1985-90
907	Charles Tolar, 1960-66
773	Hoyle Granger, 1966-70, 72

Season

403	Eddie George, 2000
378	Derrick Henry, 2020
373	Earl Campbell, 1980
368	Earl Campbell, 1979
361	Earl Campbell, 1981

Game

39	Earl Campbell, vs. Seattle, 10/11/81
38	Earl Campbell, @ Kansas City, 10/12/80
37	Earl Campbell, vs. Cincinnati, 10/4/81

Game, Opponent

39	Corey Dillon, @ Cincinnati, 12/4/97
34	Rodney Hampton, N.Y. Giants, 11/21/94
33	Le'Veon Bell, Pittsburgh, 11/17/14
32	Greg Pruitt, Cleveland, 12/3/81
32	Tony Collins, @ New England, 11/28/82
32	Melvin Gordon, @ San Diego, 11/6/16

YARDS GAINED

Career

10,009	Eddie George, 1996-2003
9,502	Derrick Henry, 2016-23
8,574	Earl Campbell, 1978-84
7,965	Chris Johnson, 2008-13
4,079	Lorenzo White, 1988-94
3,514	Hoyle Granger, 1966-70, 72
3,439	Steve McNair, 1995-05
3,426	Mike Rozier, 1985-90

Season

2,027	Derrick Henry, 2020
2,006	Chris Johnson, 2009
1,934	Earl Campbell, 1980
1,697	Earl Campbell, 1979
1,540	Derrick Henry, 2019
1,538	Derrick Henry, 2022
1,509	Eddie George, 2000
1,450	Earl Campbell, 1978

Season, Rookie

1,450	Earl Campbell, 1978
1,368	Eddie George, 1996
1,228	Chris Johnson, 2008
947	Rodney Thomas, 1995
756	Sid Blanks, 1964
652	Rob Carpenter, 1977

Game

250	Derrick Henry @ Houston, 1/3/21
238	Derrick Henry vs. Jacksonville, 12/6/18
228	Chris Johnson vs. Jacksonville, 11/1/09
219	Derrick Henry @ Houston, 10/30/22
216	Billy Cannon, @ N.Y. Titans, 12/10/61
216	Eddie George, vs. Oakland, 8/31/97
215	Derrick Henry, at Jacksonville, 12/13/20
212	Derrick Henry, vs. Houston, 10/18/20
211	Derrick Henry, @ Houston, 12/29/19
206	Earl Campbell, @ Chicago, 11/16/80

Game, Opponent

246	Corey Dillon, @ Cincinnati, 12/4/97
215	Eric Dickerson, @ L.A. Rams, 12/9/84

204	Le'Veon Bell, Pittsburgh, 11/17/14
201	James Brooks, @ Cincinnati, 12/23/90

Longest Run

99	Derrick Henry vs. Jacksonville, 12/6/18 (TD)
94	Derrick Henry vs. Houston, 10/18/20 (TD)
94	Chris Johnson vs. N.Y. Jets, 12/17/12 (TD)
91	Chris Johnson vs. Houston, 9/20/09 (TD)
91	Sid Blanks vs. N.Y. Jets, 12/13/64 (TD)
89	Chris Johnson vs. Jacksonville, 11/1/09 (TD)
87	Marcus Mariota vs. Jacksonville, 12/6/15 (TD)
85	Chris Johnson vs. Arizona, 11/29/09 (TD)
83	Chris Johnson @ Buffalo, 10/21/12 (TD)
81	Earl Campbell vs. Miami, 11/20/78 (TD)

Longest Run, Opponent

97	Lamar Miller, @ Houston, 11/26/18 (TD)
91	Wilbert Montgomery, @ Philadelphia, 12/19/82 (TD)
80	Donald Brown, @ Indianapolis, 12/18/11 (TD)
80	Corey Dillon at Cincinnati, 10/8/2000 (TD)
80	Wray Carlton, vs. Buffalo, 12/5/65 (TD)
79	Bill Mathis, @ N.Y. Jets, 11/21/65

Most Seasons, 1,000 or More Yards

7	Eddie George, 1996-2000, 2002-03
6	Chris Johnson, 2008-13
5	Earl Campbell, 1978-81, 1983
5	Derrick Henry, 2018-20, 2022-23
1	Nine players, last by DeMarco Murray in 2016

Most Consecutive Seasons, 1,000 or More Yards

6	Chris Johnson, 2008-13
5	Eddie George, 1996-2000
4	Earl Campbell, 1978-81
3	Derrick Henry, 2018-20



INDIVIDUAL RECORDS: RUSHING

2	Eddie George, 2002-03
2	Derrick Henry, 2022-23

Most Games, 200 or More Yards, Season

4	Earl Campbell, 1980
3	Derrick Henry, 2020

Most Games, 100 or More Yards, Career

39	Earl Campbell, 1978-84
38	Derrick Henry, 2016-23
36	Eddie George, 1996-03
35	Chris Johnson, 2008-13
11	Hoyle Granger, 1966-70, 1972
8	Mike Rozier, 1985-90

Most Games, 100 or More Yards, Season

12	Chris Johnson, 2009
11	Earl Campbell, 1979
10	Earl Campbell, 1980
10	Derrick Henry, 2020
9	Derrick Henry, 2022
8	Chris Johnson, 2010
8	Eddie George, 1997
7	Hoyle Granger, 1967
7	Earl Campbell, 1978, 1983

Most Consecutive Games, 100 or More Yards

12	Chris Johnson, 2009-10
7	Earl Campbell, 1979
6	Earl Campbell, 1980
5	Eddie George, 1998
5	Derrick Henry, 2022
5	Derrick Henry, 2021

AVERAGE GAIN

Career (Minimum 750 attempts)

4.68	Derrick Henry (2016-23)
4.57	Chris Johnson (2008-13)
4.56	Hoyle Granger (1966-70, 1972)
4.33	Earl Campbell (1978-84)
4.08	Lorenzo White (1988-94)

Season

5.60	Chris Johnson, 2009
5.36	Derrick Henry, 2020
5.21	Sid Blanks, 1964
5.18	Earl Campbell, 1980
5.14	Gary Brown, 1993
5.08	Derrick Henry, 2019
5.05	Hoyle Granger, 1967

TOUCHDOWNS

Career

90	Derrick Henry, 2016-23
73	Earl Campbell, 1978-84
64	Eddie George, 1996-2003
50	Chris Johnson, 2008-13
36	Steve McNair, 1995-2005
29	Lorenzo White, 1988-94
27	Mike Rozier, 1985-90

Season

19	Earl Campbell, 1979
17	Derrick Henry, 2020
16	Derrick Henry, 2019
15	LenDale White, 2008
14	Eddie George, 2000
14	Chris Johnson, 2009

Season, Rookie

13	Earl Campbell, 1978
----	---------------------

Game

4	Derrick Henry, vs. Jacksonville, 12/6/18
4	Earl Campbell, vs. Miami, 11/20/78
4	Lorenzo White, vs. Cleveland, 12/9/90

Game, Opponent

4	Corey Dillon, @ Cincinnati, 12/4/97
3	12 times, last by Marshall Faulk, @ Ind., 9/4/94

Most Consecutive Games, Rushing Touchdown

6	Earl Campbell, 9/4/83–10/16/83
5	Derrick Henry, 9/27/20–11/1/20
5	Derrick Henry, 11/3/19–12/8/19
5	Earl Campbell, 9/16/79–10/14/79
5	DeMarco Murray, 10/16/16–11/13/16
4	(Nine times, last by Derrick Henry, 9/19/22-10/9/22)

INDIVIDUAL RECORDS: PASSING

Most Seasons Leading Team

10	Warren Moon, 1984-93
9	Dan Pastorini, 1971-79
8	Steve McNair, 1997-2003, 2005

Most Consecutive Seasons Leading Team

10	Warren Moon, 1984-93
9	Dan Pastorini, 1971-79
7	George Blanda, 1960-66
7	Steve McNair, 1997-2003

ATTEMPTS

Career

4,546	Warren Moon, 1984-93
3,871	Steve McNair, 1995-2005
2,784	George Blanda, 1960-66
2,767	Dan Pastorini, 1971-79
1,853	Ryan Tannehill, 2019-23
1,765	Marcus Mariota, 2015-19
1,190	Vince Young, 2006-10
1,081	Kerry Collins, 2006-10
824	Pete Beathard, 1967-69
739	Ken Stabler, 1980-81

Season

655	Warren Moon, 1991
584	Warren Moon, 1990
531	Ryan Tannehill, 2021
520	Warren Moon, 1993
518	Matt Hasselbeck, 2011
505	George Blanda, 1964
492	Steve McNair, 1998
492	Steve McNair, 2002

Game

68	George Blanda, @ Buffalo, 11/1/64
60	George Blanda, vs. Oakland, 11/7/65
60	Billy Volek, @ Oakland, 12/19/04

Game, Opponent

68	Patrick Mahomes, @ Kansas City, 11/6/22
61	Colt McCoy, @ Cleveland, 10/2/11
59	Peyton Manning, @ Denver, 12/8/13
54	Matt Barkley, @ Chicago, 11/27/16
54	Blake Bortles, Jacksonville, 10/27/16
54	Matt Schaub, Houston, 12/19/10
54	Eric Zeier, @ Cleveland, 11/5/95

COMPLETIONS

Career

2,632	Warren Moon, 1984-93
2,305	Steve McNair, 1995-2005
1,426	Dan Pastorini, 1971-79
1,347	George Blanda, 1960-66
1,234	Ryan Tannehill, 2019-23
1,110	Marcus Mariota, 2015-19
689	Vince Young, 2006-10
613	Kerry Collins, 2006-10
458	Ken Stabler, 1980-81

Season

404	Warren Moon, 1991
362	Warren Moon, 1990
357	Ryan Tannehill, 2021
319	Matt Hasselbeck, 2011
315	Ryan Tannehill, 2020
303	Warren Moon, 1993
301	Steve McNair, 2002
293	Ken Stabler, 1980

Game

41	Warren Moon, vs. Dallas, 11/10/91
40	Billy Volek, @ Oakland, 12/19/04



INDIVIDUAL RECORDS: PASSING

39	Billy Volek, @ San Diego, 10/3/04
37	George Blanda, @ Buffalo, 11/1/64
36	Ryan Fitzpatrick, vs. Arizona, 12/15/13
36	Warren Moon, vs. Seattle, 11/7/93

Game, Opponent

43	Patrick Mahomes, @ Kansas City, 11/6/22
40	Colt McCoy, @ Cleveland, 10/2/11
39	Peyton Manning, @ Denver, 12/8/13
37	Peyton Manning, @ Indianapolis, 11/3/02
36	Tim Couch, Cleveland, 9/22/02
36	Peyton Manning, Indianapolis, 10/11/09
36	Drew Brees, New Orleans, 12/11/11
36	Patrick Mahomes, Kansas City, 11/10/19
36	Nick Foles, Chicago, 11/8/20

Consecutive Completions in a Game (Since 1997)

19	Marcus Mariota, @ Houston, 11/26/18
15	Marcus Mariota, vs. Philadelphia, 9/30/18

Consecutive Completions to Begin a Game (Since 1997)

19	Marcus Mariota, @ Houston, 11/26/18
10	Marcus Mariota, vs. Green Bay, 11/13/16
10	Steve McNair, @ New England, 9/20/98

COMPLETION PERCENTAGE

Career (Minimum 1,500 attempts)

66.6	Ryan Tannehill, 2019-23 (1,234 of 1,853)
62.9	Marcus Mariota, 2015-19 (1,110 of 1,765)
59.5	Steve McNair, 1995-2005 (2,305 of 3,871)
57.9	Warren Moon, 1984-93 (2,632 of 4,546)
51.5	Dan Pastorini, 1971-79 (1,426 of 2,767)
48.4	George Blanda, 1960-66 (1,347 of 2,784)

Season

70.3	Ryan Tannehill, 2019 (201 of 286)
68.9	Marcus Mariota, 2018 (228 of 331)
67.2	Ryan Tannehill, 2021 (357 of 531)
65.6	Cody Carlson, 1992 (149 of 227)
65.5	Ryan Tannehill, 2020 (315 of 481)
65.2	Ryan Tannehill, 2022 (212 of 325)
64.7	Warren Moon, 1992 (224 of 346)
64.5	Ken Stabler, 1980 (293 of 454)
63.2	Chris Chandler, 1995 (225 of 356)
62.6	Steve McNair, 2000 (248 of 396)

Game (Min. 20 attempts)

95.7	Marcus Mariota, @ Houston, 11/26/18 (22 of 23)
------	--

88.5	Chris Chandler, @ Cincinnati, 9/24/95 (23 of 26)
85.7	Ken Stabler, vs. Baltimore, 9/21/80 (18 of 21)
83.3	Ryan Tannehill, vs. L.A. Chargers, 9/17/23 (20 of 24)
82.6	Steve McNair, vs. Indianapolis, 12/8/02 (19 of 23)
82.6	Warren Moon, vs. Miami, 10/1/89 (19 of 23)
82.1	Ken Stabler, @ Cleveland, 9/15/80 (23 of 28)
81.8	Marcus Mariota, vs. Jacksonville, 10/27/16 (18 of 22)
81.5	Ryan Tannehill, @ Green Bay, 10/17/22 (22 of 27)
81.0	Ryan Tannehill, @ Indianapolis, 10/2/22 (17 of 21)

YARDS GAINED

Career

33,685	Warren Moon, 1984-93
27,141	Steve McNair, 1995-2005
19,149	George Blanda, 1960-66
16,846	Dan Pastorini, 1971-79
14,447	Ryan Tannehill, 2019-23
13,207	Marcus Mariota, 2015-19
8,098	Vince Young, 2006-10
6,804	Kerry Collins, 2006-10
5,190	Ken Stabler, 1980-81
5,128	Pete Beathard, 1967-69

Season

4,690	Warren Moon, 1991
4,689	Warren Moon, 1990
3,819	Ryan Tannehill, 2020
3,734	Ryan Tannehill, 2021
3,631	Warren Moon, 1989
3,571	Matt Hasselbeck, 2011
3,489	Warren Moon, 1986
3,485	Warren Moon, 1993

Game

527	Warren Moon, @ Kansas City, 12/16/90
492	Billy Volek, @ Oakland, 12/19/04
464	George Blanda, @ Buffalo, 10/29/61
457	Jacky Lee, @ Boston, 10/13/61
432	Warren Moon, vs. Dallas, 11/10/91

Game, Opponent

446	Patrick Mahomes, @ Kansas City, 11/6/22
446	Patrick Mahomes, Kansas City, 11/10/19
425	Peyton Manning, @ Indianapolis, 12/5/04
407	Tom Flores, @ Oakland, 12/22/63
406	Tony Romo, @ Dallas, 10/10/10
397	Peyton Manning, @ Denver, 12/8/13
397	Matt Ryan, @ Atlanta, 9/29/19
393	Andrew Luck, @ Indianapolis, 9/28/14
389	Drew Brees, @ New Orleans, 11/8/15
389	Jim McMahon, @ San Diego, 9/17/89

Most Seasons, 3,000 or More Passing Yards

6	Warren Moon, 1984-93
5	Steve McNair, 1998, 2001-03, 2005
3	George Blanda, 1961, 1963-64

Most Games, 400 or More Passing Yards, Career

4	Warren Moon, 1984-93
2	Billy Volek, 2000-06
2	George Blanda, 1960-66
1	Ryan Fitzpatrick, 2013
1	Jacky Lee, 1960-63; 1966-67
1	Steve McNair, 1995-2005

Most Games, 400 or More Passing Yards, Season

2	Billy Volek, 2004
2	George Blanda, 1961
2	Warren Moon, 1991

Most Games, 300 or More Passing Yards, Career

38	Warren Moon, 1984-93
15	George Blanda, 1960-66
10	Steve McNair, 1995-2005

Most Games, 300 or More Passing Yards, Season

9	Warren Moon, 1990
6	Warren Moon, 1991

Most Consecutive Games, 300 or More Passing Yards

4	Warren Moon, 1990
3	George Blanda, 1964
3	Warren Moon, 1985
3	Warren Moon, 1991

Longest Pass Completion (All TDs)

98	Jacky Lee (to Willard Dewveall), vs. S.D., 11/25/62
95	George Blanda (to Dick Compton), vs. Buffalo, 12/5/65
92	Jacky Lee (to Bill Groman), vs. Denver, 11/20/60

Longest Pass Completion, Opponent (All TDs)

94	Jack Kemp (to Glenn Bass), Buffalo, 10/11/64
90	John McCormick (to Bob Scarpitto), @ Den 10/17/65

TOUCHDOWN PASSES

Career

196	Warren Moon, 1984-93
165	George Blanda, 1960-66
156	Steve McNair, 1995-2005
96	Dan Pastorini, 1971-79
93	Ryan Tannehill, 2019-23

Season

36	George Blanda, 1961
33	Warren Moon, 1990
33	Ryan Tannehill, 2020
27	George Blanda, 1962
26	Marcus Mariota, 2016
24	Steve McNair, 2003



INDIVIDUAL RECORDS: PASSING

24 George Blanda, 1963
24 George Blanda, 1960

Game

7* George Blanda, vs. N.Y. Titans, 11/19/61
6 George Blanda, vs. N.Y. Titans, 10/14/62
5 Steve McNair, vs. Jacksonville, 12/26/99
5 Warren Moon, at Cincinnati, 10/11/92
5 Warren Moon, at Cleveland, 11/18/90
5 Warren Moon, vs. Cincinnati, 10/14/90

* Tied for NFL record

Game, Opponent

6 Tom Flores, @ Oakland, 12/22/63
6 Tom Brady, @ New England, 10/18/09
6 Ryan Fitzpatrick, @ Houston, 11/30/14
5 Joe Namath, @ N.Y. Jets, 9/18/66
5 Craig Morton, @ Dallas, 12/20/70
5 Jim Kelly, Buffalo, 9/24/89
5 Kerry Collins, @ Oakland, 12/19/04
5 Ben Roethlisberger, @ Pittsburgh, 10/9/11
5 Blake Bortles, Jacksonville, 12/6/15

Most Consecutive Games, Touchdown Pass

23 Steve McNair, 2001-2002
21 Warren Moon, 1990-91
17 Warren Moon, 1992-93
15 George Blanda, 1963-64
14 George Blanda, 1964-65
14 Ryan Tannehill, 2020-21

HAD INTERCEPTED

Career

189 George Blanda, 1960-66
166 Warren Moon, 1984-93
139 Dan Pastorini, 1971-79

Season

42 George Blanda, 1962
28 Ken Stabler, 1980
26 Warren Moon, 1986

Game

6 George Blanda, @ Buffalo, 9/9/62
6 George Blanda, vs. Denver, 11/14/65

Game, Opponent

6 Joe Namath, @ N.Y. Jets, 10/15/67
6 Bobby Hebert, Atlanta, 12/5/93
5 Rick Norton, @ Miami, 11/23/69
5 Keith Null, St. Louis, 12/13/09
4 8 times, last by Mark Sanchez, N.Y. Jets, 12/17/12

Most Consecutive Passes Attempted, No INT's

205 Marcus Mariota, 2018-19
161 Kerry Collins, 2008
159 Jake Locker, 2012-13
154 Billy Joe Tolliver, 1994

Most Attempts, No Interceptions, Game

56 Warren Moon, vs. Dallas, 11/10/91

PASSER RATING

Career (minimum 1,500 attempts)

97.8 Ryan Tannehill, 2019-23
89.6 Marcus Mariota, 2015-19
83.3 Steve McNair, 1995-05
80.4 Warren Moon, 1984-93
62.5 George Blanda, 1960-66

61.0 Dan Pastorini, 1971-79

Season (minimum 14 att. per team game)

117.5 Ryan Tannehill, 2019
106.5 Ryan Tannehill, 2020
100.4 Steve McNair, 2003
96.8 Warren Moon, 1990
95.6 Marcus Mariota, 2016
94.6 Ryan Tannehill, 2022
92.3 Marcus Mariota, 2018
91.5 Marcus Mariota, 2015
91.3 George Blanda, 1961
90.2 Steve McNair, 2001

Game (minimum 20 attempts)

158.3 Chris Chandler, @ Cincinnati, 9/24/95
149.8 Marcus Mariota, vs. Green Bay, 11/13/16
148.1 Marcus Mariota, vs. Jacksonville, 10/27/16
147.7 Marcus Mariota, @ Houston, 11/26/18
146.8 Steve McNair, vs. Houston, 10/12/03
146.1 Warren Moon, @ Cleveland, 11/18/90
145.8 Ryan Tannehill, vs. Detroit, 12/20/20
145.7 Ryan Tannehill, vs. Jacksonville, 9/20/20
145.1 Warren Moon, vs. Buffalo, 11/26/90
143.1 Chris Chandler, vs. Denver, 11/26/95

INDIVIDUAL RECORDS: PASS RECEIVING

RECEPTIONS

Most Seasons Leading Team

7 Ken Burrough, 1971-81
5 Haywood Jeffires, 1987-95
5 Frank Wycheck, 1996-2000

Most Consecutive Seasons Leading Team

6 Ken Burrough, 1974-79
5 Frank Wycheck, 1996-2000
4 Delanie Walker, 2014-2017
4 Charlie Hennigan, 1961-64
4 Derrick Mason, 2001-04
3 A.J. Brown, 2019-21
3 Alvin Reed, 1968-70

Career

542 Ernest Givins, 1986-94
515 Haywood Jeffires, 1987-95
482 Frank Wycheck, 1995-2003

480 Drew Hill, 1985-91
453 Derrick Mason, 1997-2004
410 Charlie Hennigan, 1960-66
408 Ken Burrough, 1971-81

Season

101 Charlie Hennigan, 1964
100 Haywood Jeffires, 1991
96 Derrick Mason, 2004
95 Derrick Mason, 2003
94 Delanie Walker, 2015
94 Kendall Wright, 2013
90 Drew Hill, 1991
90 Haywood Jeffires, 1992

Game

13 Charlie Hennigan, @ Boston, 10/13/61
13 Haywood Jeffires, @ N.Y. Jets, 10/13/91

13 Drew Bennett, @ Oakland, 12/19/04
12 Sid Blanks, @ San Diego, 9/12/64
12 Charlie Hennigan, @ Buffalo, 11/1/64
12 Charlie Hennigan, vs. Boston, 11/29/64
12 Derrick Mason, vs. Baltimore, 11/12/01
12 Derrick Mason, @ NYG, 12/1/02
12 Derrick Mason, @ San Diego, 10/3/04
12 Drew Bennett, vs. KC, 12/13/04
12 Kendall Wright, vs. Arizona, 12/15/13

Game, Opponent

14 Courtney Hawkins, @ Pittsburgh, 11/1/98
13 Priest Holmes, @ Baltimore, 10/11/98



INDIVIDUAL RECORDS: PASS RECEIVING

12	Cris Carter, @ Minnesota, 10/8/95
12	Brian Westbrook, @ Philadelphia, 11/19/06
12	Chad Johnson, @ Cincinnati, 11/25/07
12	Reggie Wayne, @ Indianapolis, 12/30/07
12	Jordy Nelson, @ Green Bay, 11/13/16
12	Michael Thomas, New Orleans, 12/22/19
12	Stefon Diggs, @ Buffalo, 9/19/22

Most Consecutive Games, Pass Reception

99	Frank Wycheck, 1996-2002
83	Delanie Walker, 2013-19
82	Ernest Givins, 1988-93
82	Charlie Hennigan, 1960-66
80	Ken Burrough, 1971-78
76	Drew Hill, 1986-91
71	Nate Washington, 2009-13
63	Kendall Wright, 2012-16
58	Bob McLeod, 1961-66
55	Charley Frazier, 1962-68

Most Seasons, 50 or More Pass Receptions

8	Ernest Givins, 1986-93
6	Drew Hill, 1985-86, 1988-91
6	Haywood Jeffires, 1990-95
6	Frank Wycheck, 1996-2001
5	Delanie Walker, 2013-17
5	Derrick Mason, 2000-04
4	Charlie Hennigan, 1961-64
3	A.J. Brown, 2019-21
3	Curtis Duncan, 1990-92
3	Kendall Wright, 2012-14

YARDS

Career

7,935	Ernest Givins, 1986-94
7,477	Drew Hill, 1985-91
6,907	Ken Burrough, 1971-81
6,823	Charlie Hennigan, 1960-66
6,119	Haywood Jeffires, 1987-95

Season

1,746	Charlie Hennigan, 1961
1,561	Charlie Hennigan, 1964

Game

272	Charlie Hennigan, @ Boston, 10/13/61
245	Haywood Jeffires, @ Kansas City, 12/16/90
233	Drew Bennett, vs. Kansas City, 12/13/04
232	Charlie Hennigan, @ Buffalo, 10/29/61
225	Kenny Britt, vs. Philadelphia, 10/24/10
210	Drew Hill, @ Indianapolis, 12/22/85

Game, Opponent

247	Art Powell, @ Oakland, 12/22/63
238	DeAndre Hopkins, @ Houston, 11/30/14
212	Don Maynard, @ N.Y. Jets, 10/20/69

210	Bake Turner, N.Y. Jets, 11/10/63
-----	----------------------------------

Longest Pass Reception (All TDs)

98	Willard Dewveall, vs. San Diego, 11/25/62
95	Dick Compton, vs. Buffalo, 12/5/65
92	Bill Groman, vs. Denver, 11/20/60

Longest Pass Reception, Opponent (All TDs)

94	Glenn Bass, Buffalo, 10/11/64
90	Bob Scarpitto, @ Denver 10/17/65
86	Warrick Dunn, @ Atlanta, 11/23/03

Most Seasons, 1,000 or More Yards Pass Receiving, Career

4	Derrick Mason, 2001-04
3	Charlie Hennigan, 1960-66
3	Drew Hill, 1985-91

Most Cons. Seasons, 1,000 or More Yards Pass Rec., Career

4	Derrick Mason, 2001-04
2	A.J. Brown, 2019-20
2	Charlie Hennigan, 1963-64
2	Tim Smith, 1983-84

Most Games, 100 or More Yards Pass Receiving, Career

26	Charlie Hennigan, 1960-66
24	Drew Hill, 1985-91
18	Ernest Givins, 1986-94

Most Games, 100 or More Yards Pass Receiving, Season

9	Charlie Hennigan, 1964
---	------------------------

TOUCHDOWNS

Career

51	Charlie Hennigan, 1960-66
47	Ken Burrough, 1971-81
47	Drew Hill, 1985-91
47	Haywood Jeffires, 1987-95
46	Ernest Givins, 1986-94

Season

17	Bill Groman, 1961
12	Bill Groman, 1960
12	Charlie Hennigan, 1961
12	Charles Frazier, 1966

Game

3	18 times, last by DeAndre Hopkins , vs. Atlanta, 10/29/23
---	--

Game, Opponent

4	Art Powell, @ Oakland, 12/22/63
4	Bob Hayes, @ Dallas, 12/20/70
3	13 times, last by Stefon Diggs, @ Buffalo, 9/19/22

Most Consecutive Games Catching TD Pass

8	Bill Groman, 10/1/1961-11/19/1961
6	Bill Groman, 10/16/1960-11/25/1960
5	A.J. Brown, 10/13/2020-11/8/2020
5	Kenny Britt, 9/26/2010-10/24/2010
5	Chris Sanders, 11/12/1995-12/10/1995

5	Ken Burrough, 11/6/1977-12/4/1977
4	Kenny Britt, 12/26/2010-9/18/2011
4	Justin McCareins, 11/9/2003-12/1/2003
4	Kevin Dyson, 11/4/2001-11/25/2001
4	Willie Davis, 9/1/1996-09/29/1996
4	Curtis Duncan, 10/25/1987-11/15/1987
4	Dave Casper, 9/19/1982-12/5/1982
4	Charlie Hennigan, 11/19/1961-12/10/1961

RECEIVING AVERAGE

Career (minimum 200 receptions)

16.9	Ken Burrough, 1971-81
16.6	Charlie Hennigan, 1960-66
15.6	Drew Hill, 1985-91
15.1	Tim Smith, 1980-86
15.0	Nate Washington, 2009-14
14.8	Drew Bennett, 2001-06
14.6	Ernest Givins, 1986-94
13.8	Corey Davis, 2017-20
13.5	Derrick Mason, 1997-04

Season (minimum 32 receptions per 16 games)

23.5	Chris Sanders, 1995
23.5	Bill Groman, 1961
22.0	Charlie Joiner, 1971
21.3	Charlie Hennigan, 1961
20.5	Bill Groman, 1960
20.2	A.J. Brown, 2019
20.2	Drew Hill, 1987
20.1	Ken Burrough, 1975
19.8	Charley Frazier, 1966

Game (minimum 3 receptions)

60.7	Bill Groman, vs. Den, 11/20/60 (3 rec.)
46.3	Willard Dewveall, at SD, 11/25/62 (3 rec.)
44.7	Bill Groman, vs. Den, 11/05/61 (3 rec.)
42.0	Ernest Givins, at Cle, 11/22/87 (3 rec.)
41.3	Drew Bennett, at Ind, 12/05/04 (3 rec.)
40.7	Derrick Mason, vs. Cle, 12/02/01 (3 rec.)
40.0	Butch Woolfolk, vs. Mia, 09/08/85 (3 rec.)



INDIVIDUAL RECORDS: PUNTING

PUNTS

Career

923	Brett Kern, 2009-21
861	Craig Hentrich, 1998-09
522	Jim Norton, 1960-68
431	Cliff Parsley, 1977-82
316	Dan Pastorini, 1971-79
310	Greg Montgomery, 1988-93

Season

96	Rich Camarillo, 1994
93	Cliff Parsley, 1979
91	Cliff Parsley, 1978
90	Ryan Stonehouse , 2022
90	Craig Hentrich, 1999

Game

11	Rich Camarillo, vs. Pittsburgh, 11/6/94
11	Rich Camarillo, @ Pittsburgh, 12/3/95
10	10 times, last by Brett Kern, at Miami, 10/8/17

Game, Opponent

11	Wayne Crow, @ Oakland, 9/11/60
11	Bob Parsons, Chicago, 11/6/77
11	Mark Royals, Pittsburgh, 11/6/94
10	7 times, last by Donnie Jones, Houston, 12/2/12

Longest Punt

79	Brett Kern, vs. Indianapolis, 12/28/14
79	Jim Norton, vs. Kansas City, 11/22/64
78	Craig Hentrich, @ Pittsburgh, 1/2/2000
77	Greg Montgomery, @ San Diego, 9/19/93

Longest Punt, Opponent

78	Paul Maguire, @Buffalo, 9/21/69
78	Marv Bateman, @Buffalo, 9/19/76
74	Chris Hanson, Jacksonville, 11/20/05

AVERAGE GROSS YARDS

Career (minimum 250 attempts)

45.9	Brett Kern, 2009-21
43.6	Greg Montgomery, 1988-93

42.9	Craig Hentrich, 1998-2009
42.1	Jim Norton, 1960-68

Season

53.1*	Ryan Stonehouse , 2022
53.1	Ryan Stonehouse , 2023
49.7	Brett Kern, 2017
47.6	Brett Kern, 2012
47.4	Brett Kern, 2015
47.2	Craig Hentrich, 1998
47.1	Brett Kern, 2019
47.1	Brett Kern, 2018
46.9	Greg Montgomery, 1992
46.8	Brett Kern, 2014

* Denotes NFL Record

Game (4 punts)

61.2	Ryan Stonehouse vs. L.A. Chargers, 9/17/23
60.5	Brett Kern, vs. Pittsburgh, 10/25/20
59.2	Greg Montgomery vs. Buffalo, 12/27/92
57.6	Greg Montgomery @ San Diego, 9/19/93
57.5	Craig Hentrich vs. Jacksonville, 11/4/01
57.3	Ryan Stonehouse @ Philadelphia, 12/4/22
57.0	Ryan Stonehouse , vs. N.Y. Giants, 9/11/22
56.8	Ryan Stonehouse , @ Tampa Bay, 11/12/23
56.8	Brett Kern vs. Seattle, 9/24/17
56.5	Brett Kern vs. Cincinnati, 11/12/17

Game, Opponent (4 punts)

58.3	Rohn Stark, @ Indianapolis, 9/13/92
55.4	Brad Maynard, vs. N.Y. Giants, 10/1/00
55.3	Dave Jennings, @ N.Y. Giants, 12/5/82
55.1	Paul Maguire, @ Buffalo, 9/21/69
55.0	Lee Johnson, vs. Cincinnati, 10/24/93
55.0	Chris Jones, vs. Dallas, 9/14/14

AVERAGE NET YARDS (SINCE 1976)

Career (minimum 250 attempts)

40.8	Brett Kern, 2009-21
37.2	Craig Hentrich, 1998-09

36.6	Greg Montgomery, 1988-93
32.3	Cliff Parsley, 1977-82

Season (minimum 40 attempts per 16 games)

44.6	Brett Kern, 2017
44.0	Ryan Stonehouse , 2022
43.9	Ryan Stonehouse , 2023
43.1	Brett Kern, 2019
41.7	Brett Kern, 2018
40.8	Brett Kern, 2014
40.4	Brett Kern, 2021
40.4	Brett Kern, 2012
40.3	Brett Kern, 2015
39.7	Brett Kern, 2013

Game (minimum 4 punts)

50.2	Brett Kern @ Miami, 10/8/17
49.8	Brett Kern vs. Kansas City, 11/10/19
49.8	Greg Montgomery vs. San Diego, 9/19/93
49.4	Greg Montgomery vs. Buffalo, 12/27/92
49.2	Brett Kern vs. Buffalo, 10/6/19
49.0	Brett Kern @ Jacksonville, 11/25/12
48.8	Brett Kern @ Baltimore, 11/9/14
48.7	Brett Kern vs. Houston, 10/26/14
48.6	Brett Kern @ San Diego, 9/16/12
48.5	Craig Hentrich vs. Jacksonville, 11/4/01
48.5	Ryan Stonehouse @ Jacksonville, 11/19/23

Game, Opponent (minimum 4 punts)

59.5	Rohn Stark, @ Indianapolis, 9/13/92
50.5	Logan Cooke, @ Jacksonville, 1/7/23
50.0	Pat McAfee, vs. Indianapolis, 9/27/15
49.8	Pat McAfee, @ Indianapolis, 12/9/12
49.5	Shane Lechler, vs. Oakland, 9/12/10
49.4	Matt Haack, @ Miami, 10/8/17
49.3	Josh Miller, vs. Pittsburgh, 11/21/99
49.0	Kevin Huber, @ Cincinnati, 9/21/14
48.3	Pressley Harvin III, @ Pittsburgh, 11/2/23
48.0	Ben Graham, vs. Arizona, 11/29/09

INDIVIDUAL RECORDS: PUNT RETURNS

Most Seasons Leading Team

5	Carl Roaches, 1980-84
5	Derrick Mason, 1998-2001, 2004
4	Billy Johnson, 1974-80
4	Bobby Jancik, 1962-67

Most Consecutive Seasons Leading Team

5	Carl Roaches, 1980-84
4	Billy Johnson, 1974-80
4	Bobby Jancik, 1962-67

4	Derrick Mason, 1998-2001
---	--------------------------

PUNT RETURNS

Career

182	Derrick Mason, 1997-2004
155	Billy Johnson, 1974-80
151	Carl Roaches, 1980-84
104	Willie Drewrey, 1985-88, 1993

102	Marc Mariani, 2010-11, 2016
-----	-----------------------------

Season

51	Derrick Mason, 2000
47	Carl Roaches, 1980
46	Marc Mariani, 2011
41	Willie Drewrey, 1993
40	Billy Johnson, 1975
39	Carl Roaches, 1981
38	Billy Johnson, 1976



INDIVIDUAL RECORDS: PUNT RETURNS

Game	
8	Pacman Jones, @ Miami, 12/24/05
7	Billy Johnson, vs. Tampa Bay, 9/12/76
7	Willie Drewrey, vs. Indianapolis, 11/23/86

Game, Opponent	
7	Mike Fuller, San Diego, 12/17/78
7	Ron Fellows, Dallas, 12/13/82
7	Eric Metcalf, Cleveland, 11/8/92
6	6 times, last by Travis Benjamin, @ Cleveland, 9/20/15

YARDS GAINED

Career	
2,040	Billy Johnson, 1974-80
1,590	Derrick Mason, 1997-2004
1,095	Carl Roaches, 1980-84
1,054	Marc Mariani, 2010-11, 2016
771	Willie Drewrey, 1985-88, 1993

Season	
662	Derrick Mason, 2000
612	Billy Johnson, 1975
539	Billy Johnson, 1977

Game	
160	Darius Reynaud, vs. Jacksonville, 12/30/12
127	Billy Johnson, vs. Cincinnati, 10/5/75
117	Derrick Mason, vs. Cleveland, 11/19/2000
113	Billy Johnson, @ San Francisco, 12/7/75
110	Billy Johnson, vs. Cleveland, 10/16/77
104	Billy Johnson, @ Cleveland, 9/22/74
104	Carl Roaches, @ Cincinnati, 9/28/80

103	Billy Johnson, vs. N.Y. Jets, 9/18/77
103	Marc Mariani, @ Carolina, 11/13/11
101	Pacman Jones, vs. New England, 12/31/06

Game, Opponent	
161	Pete Athas, New Orleans, 10/3/76
154	Travis Benjamin, @ Cleveland, 9/20/15
133	Bruce Taylor, San Francisco, 11/15/70
126	Billy Johnson, Boston, 11/5/67
105	Britain Covey, @ Philadelphia, 12/4/22
105	Dennis Northcutt, Cleveland, 9/22/02
102	R.W. McQuarters, Chicago, 11/14/04
100	Jon Staggers, Green Bay, 11/19/72

Longest Punt Return (All TDs)	
90	Pacman Jones, @ Philadelphia, 11/19/06
87	Billy Johnson, vs. Cleveland, 10/16/77
87	Marc Mariani, vs. Washington, 11/21/10
83	Billy Johnson, vs. Miami, 11/16/75

Longest Return, Opponent (All TDs)	
93	Bill Baird, N.Y. Jets, 11/10/63
85	Jon Staggers, Green Bay, 11/19/72
83	Phillip Buchanan, @ Oakland, 9/29/02
82	Keith Moody, Buffalo, 10/15/78
82	Corey Sawyer, Cincinnati, 9/25/94

YARDAGE AVERAGE

Career	
13.2	Billy Johnson, 1974-80

Season	
15.4	Billy Johnson, 1977

TOUCHDOWNS

Career	
5	Billy Johnson, 1974-80
4	Pacman Jones, 2005-06

Season	
3	Billy Johnson, 1975
3	Pacman Jones, 2006

Game	
2	Darius Reynaud, vs. Jacksonville (69 and 81 yards), 12/30/12
1	19 times, last by Tommie Campbell (65 yds), vs. Detroit, 9/23/12

Game, Opponent	
1	15 times, last by Jakeem Grant (74 yds), @ Miami, 10/9/16

INDIVIDUAL RECORDS: KICKOFF RETURNS

KICKOFF RETURNS

Most Seasons Leading Team	
4	Billy Jancik, 1962-67
4	Billy Johnson, 1974-80
4	Carl Roaches, 1980-84

Most Consecutive Seasons Leading Team	
4	Billy Johnson, 1974-77

Career	
158	Bobby Jancik, 1962-67
156	Derrick Mason, 1997-2004
150	Carl Roaches, 1980-84
121	Billy Johnson, 1974-80
118	Marc Mariani, 2010-11, 2016
111	Mel Gray, 1995-97

Season	
60	Marc Mariani, 2010
53	Darius Reynaud, 2012

53	Mel Gray, 1995
50	Mel Gray, 1996
50	Bobby Wade, 2006
45	Bobby Jancik, 1963
43	Pacman Jones, 2005
42	Mike Archie, 1998
42	Derrick Mason, 2000

Game	
8	Bobby Jancik, vs. Boston, 12/8/63
8	Bobby Jancik, @ Oakland, 12/22/63
8	Jason McAddley, vs. Denver, 12/25/04

Game, Opponent	
8	Brian Baschnagel, Chicago, 11/6/77
8	Antonio Chatman, @ Green Bay, 12/12/04
7	Bo Roberson, @ Oakland, 12/22/63
7	Glyn Milburn, Denver, 11/26/95
7	David Dunn, @ Cincinnati, 9/24/95
7	Aveion Cason, @ Detroit, 11/27/08

7	Deji Karim, @ Jacksonville, 10/18/10
7	Michael Walker, vs. Jacksonville, 11/24/19

YARDS GAINED

Career	
4,185	Bobby Jancik, 1962-67
3,496	Derrick Mason, 1997-2004
3,276	Carl Roaches, 1980-84
2,902	Billy Johnson, 1974-80
2,838	Marc Mariani, 2010-11, 2016
2,592	Mel Gray, 1995-97

Season	
1,530	Marc Mariani, 2010
1,317	Bobby Jancik, 1963
1,240	Darius Reynaud, 2012
1,224	Mel Gray, 1996
1,194	Bobby Wade, 2006



INDIVIDUAL RECORDS: KICKOFF RETURNS

1,183 Mel Gray, 1995
 1,132 Derrick Mason, 2000
 1,127 Pacman Jones, 2005

Game

240 Bobby Jancik, @ Oakland, 12/22/63
 221 Bobby Jancik, vs. Boston, 12/8/63
 209 Leon Washington, @ Denver, 12/8/13

Game, Opponent

185 Brian Baschnagel, Chicago, 11/6/77
 178 Glyn Milburn, Denver, 11/26/95
 168 Deji Karim, @ Jacksonville, 10/18/10
 167 LaRod Stephens-Howling, Arizona, 11/29/09

Longest Kickoff Return (All TDs)

105 Darius Reynaud, vs. Detroit, 9/23/12
 104 Ken Hall, @ N.Y. Titans, 10/23/60
 103 Bob Gresham, @ Cincinnati, 9/23/73
 101 Derrick Mason, @ Cincinnati, 11/18/01
 100 Marc Mariani (16 yards) & Tommie Campbell (84 yards), vs. Tampa Bay, 11/27/11
 98 Marc Mariani, vs. Denver, 10/3/10
 97 Carl Roaches, vs. Pittsburgh, 9/18/83
 96 Carl Roaches, vs. Cincinnati, 10/4/81

Longest Kickoff Return, Opponent (All TDs)

107 Josh Huff, @ Philadelphia, 11/23/14
 102 Jakeem Grant, @ Miami, 9/9/18
 101 Eric Metcalf, Cleveland, 12/9/90
 100 Art Baker, @ Buffalo, 9/9/62
 100 Goldie Sellers, @ Denver, 10/2/66
 99 Tremain Mack, @ Cincinnati, 11/14/99
 99 LaRod Stephens-Howling, Arizona, 11/29/09
 98 Alvis Whitted, Jacksonville, 12/26/99
 97 Marc Logan, Miami, 10/1/89

AVERAGE YARDAGE

Career (75 returns)

26.5 Bobby Jancik, 1962-67
 24.1 Marc Mariani, 2010-11, 2016
 24.0 Billy Johnson, 1974-80
 23.4 Mel Gray, 1995-97
 22.4 Derrick Mason, 1997-2004
 21.8 Carl Roaches, 1980-84

Season

31.7 Darius Jennings, 2018
 31.3 Ken Hall, 1960
 30.3 Bobby Jancik, 1962

TOUCHDOWNS

Career

2 Billy Johnson, 1974-80
 2 Carl Roaches, 1980-84

Season

1 18 times, last by A.J. Brown, 2020

Game

1 18 times, last by A.J. Brown, @ Indianapolis, 11/29/20

Game, Opponent

1 13 times, last by Jakeem Grant, @ Miami, 9/9/18

INDIVIDUAL RECORDS: COMBINED YARDS

Combined Yards = Rushing + Receiving + Interception Returns + Kickoff Returns + Punt Returns + Fumble Returns

Career

12,153 Eddie George, 1996-03 (10,009 rushing, 2,144 receiving)
 11,202 Derrick Mason, 1997-2004 (6,114 rec., 3,496 KO returns, 1,590 PR, 2 rushing)
 10,960 Derrick Henry, 2016-23 (9,502 rushing, 1,458 receiving)
 9,985 Chris Johnson, 2008-2013 (7,966 rushing, 2,003 receiving, 17 KO returns)
 9,292 Earl Campbell, 1978-84 (8,574 rushing, 718 receiving)

8,704 Ernest Givins, 1986-94 (7,935 receiving, 397 PR, 345 rushing, 27 KO returns)
 7,500 Drew Hill, 1985-91 (1 rushing, 7,477 receiving, 22 KO returns)
 7,421 Ken Burrough, 1971-81 (6,907 receiving, 455 KO returns, 59 rushing)

Season

2,690 Derrick Mason, 2000 (1 rushing, 895 receiving, 1,132 kickoff returns, 662 punt returns)
 2,509 Chris Johnson, 2009 (2,006 rushing, 503 receiving)
 2,141 Derrick Henry, 2020 (2,027 rushing, 114 receiving)

2,043 Billy Cannon, 1961, (948 rushing, 586 receiving, 70 punt returns, 439 kickoff returns)
 2,004 Derrick Mason, 2001, (1,128 receiving, 748 kick returns, 128 punt returns)
 1,981 Earl Campbell, 1980, (1,934 rushing, 47 rec.)
 1,962 Eddie George, 2000 (1,509 rushing, 453 rec.)

Game

373 Billy Cannon, @ N.Y. Titans, 12/10/61



INDIVIDUAL RECORDS: YARDS FROM SCRIMMAGE

Scrimmage Yards = Rushing + Receiving

Career

12,153	Eddie George, 1996-2003 (10,009 rushing, 2,144 receiving)
10,960	Derrick Henry, 2016-23 (9,502 rushing, 1,458 receiving)
9,968	Chris Johnson, 2008-2013 (7,966 rushing, 2,003 receiving)
9,292	Earl Campbell, 1978-1984 (8,574 rushing, 718 receiving)
8,280	Ernest Givins, 1986-1994 (345 rushing, 7,935 receiving)
7,478	Drew Hill, 1985-1991 (1 rushing, 7,477 receiving)

Season

*2,509	Chris Johnson, 2009 (2,006 rushing, 503 receiving)
2,141	Derrick Henry, 2020 (2,027 rushing, 114 receiving)
1,981	Earl Campbell, 1980 (1,934 rushing, 47 receiving)
1,962	Eddie George, 2000 (1,509 rushing, 453 receiving)
1,936	Derrick Henry, 2022 (1,538 rushing, 398 receiving)

* Denotes NFL Record

Game

330	Billy Cannon, @ N.Y. Titans, 12/10/61
284	Chris Johnson, vs. Houston, 9/20/09
272	Charlie Hennigan, @ Boston, 10/13/61
264	Derrick Henry, at Houston, 1/3/21
250	Derrick Henry, vs. Houston, 10/18/20
249	Eddie George, vs. Oakland, 12/9/99
245	Haywood Jeffires, @ Kansas City, 12/16/90
239	Chris Johnson, vs. Jacksonville, 11/1/09
238	Derrick Henry, vs. Jacksonville, 12/6/18
237	Derrick Henry, at Seattle, 9/19/21

INDIVIDUAL RECORDS: INTERCEPTIONS

Most Seasons Leading Team

5	Darryll Lewis, 1991-98
5	Kevin Byard, 2017-19, 2021-22
4	Michael Griffin, 2008, 2010-12
4	Samari Rolle, 1998-04
3	Jason McCourty, 2011-12, 2014
3	Jim Norton, 1960-68

Most Consecutive Seasons Leading Team

5	Darryll Lewis, 1994-98
---	------------------------

Career

45	Jim Norton, 1960-68
31	Cris Dishman, 1988-96
30	Freddy Glick, 1961-66
27	Kevin Byard, 2016-23
27	Tony Banfield, 1960-65
27	W.K. Hicks, 1964-69
27	Darryll Lewis, 1991-98
26	Mike Reinfeldt, 1976-83
25	Ken Houston, 1967-72
25	Michael Griffin, 2007-15
24	Zeke Moore, 1967-77
23	Willie Alexander, 1971-79
23	Samari Rolle, 1998-2004

Season

12	Freddy Glick, 1963
12	Mike Reinfeldt, 1979
10	Miller Farr, 1967

Game

3	Nine players, last by Kevin Byard, @ Cleveland, 10/22/17
---	--

Game, Opponent

4	Bobby Hunt, @ Kansas City, 10/4/64
3	Eight times, last by Glover Quin, @ Houston, 11/28/10

Consecutive Games Intercepted By

5	Pete Jaquess, 1964
4	Freddy Glick, 1963
4	Jim Norton, 1967
4	Miller Farr, 1967
4	Cris Dishman, 1991, 1993
4	Bo Orlando, 1991
4	Michael Griffin, 2010

YARDS GAINED

Career

650	Ken Houston, 1967-72
592	Jim Norton, 1960-68
540	Darryll Lewis, 1991-98
457	W.K. Hicks, 1964-69

Season

264	Miller Farr, 1967
220	Ken Houston, 1971
205	Mike Reinfeldt, 1979

Game

128	Miller Farr, @ N.Y. Jets, 10/15/67
115	Michael Griffin, vs. Pittsburgh, 12/21/08
109	Zach Brown, vs. Jacksonville, 12/30/12

Game, Opponent

177	Charlie McNeil, @ San Diego, 9/24/61
108	Bobby Hunt, @ Kansas City, 10/4/64
100	Rod Woodson, @ Oakland, 9/29/02

Longest Interception Return (All TDs)

99	Cortland Finnegan, vs. Houston, 9/21/08
98	Pete Jaquess, @ Oakland, 9/19/64
98	Darryll Lewis, @ Chicago, 10/22/95
97	Jordan Babineaux, @ Cleveland, 10/2/11
95	Willie Alexander, @ Green Bay, 9/25/77

Longest Interception Return, Opponent

98	Bob Suci, @ Boston, 11/1/63 (TD)
95	Marlon McCree, @ Houston, 12/21/03 (TD)
91	Booker Edgerson, @ Buffalo, 11/1/64 (TD)
86	Glen Edwards, Pittsburgh, 9/30/73 (TD)
86	Whitney Mercilus, Houston, 12/15/19
85	Adam Archuleta, @ St. Louis, 9/25/05 (TD)

82	Rod Woodson, @ Oakland, 9/29/02 (TD)
82	Kamu Grugier-Hill, Houston, 11/21/21

TOUCHDOWNS

Career

9	Ken Houston, 1967-72
5	Miller Farr, 1967-69
5	Darryll Lewis, 1991-98

Season

4	Ken Houston, 1971
---	-------------------

Game

2	Zach Brown, vs. Jacksonville, 12/30/12
2	Miller Farr, vs. Buffalo, 12/7/68
2	Ken Houston, vs. San Diego, 12/19/71

Game, Opponent

2	Lemar Parrish, Cincinnati, 12/17/72
1	many times, last by Zach Sieler, at Miami, 12/11/23



INDIVIDUAL RECORDS: SACKS

Career*

105.0	Elvin Bethea, 1968-83
74.5	Ray Childress, 1985-95
66.0	Jesse Baker, 1979-87

Season*

17.0	Elvin Bethea, 1973
15.5	Jesse Baker, 1979
15.0	William Fuller, 1991
14.5	Jevon Kearse, 1999

Game*

4.0	Ed Hussmann, vs. Dallas, 11/4/62
4.0	Ed Hussmann, vs. N.Y. Jets, 11/14/62
4.0	Elvin Bethea, @ San Diego, 10/17/76
4.0	Jesse Baker, vs. Kansas City, 9/16/79
4.0	William Fuller, vs. Pittsburgh, 11/28/93

3.5	Jason Jones, vs. Pittsburgh, 12/21/08
3.0	36 times, last by Harold Landry III , at Miami, 12/11/23

Consecutive Games, One or More Sacks*

8	Curley Culp, 1974-75
8	Jevon Kearse, 1999
7	Sean Jones, 1990
6	Jesse Baker, 1979
6	Jesse Baker, 1981-82
6	Jevon Kearse, 2003
5	Harold Landry III , 2021
5	Harold Landry III , 2019
5	Brian Orakpo, 2016
5	Sean Jones, 1992
5	William Fuller, 1991

Most Games with Two or More Sacks, Career*

26	Elvin Bethea, 1968-83
13	Jesse Baker, 1979-87
13	Ray Childress, 1985-95
12	Sean Jones, 1988-93
10	Jevon Kearse, 1999-2003

* Individual sacks became an official NFL statistic in 1982

INDIVIDUAL RECORDS: FUMBLE RETURNS

Opponents' Fumble Returned for TD's, Career

4	Keith Bulluck, 2000-09
3	Doug Cline, 1960-66
3	Marcus Robertson, 1991-2000
2	Johnny Peacock, 1969-70
2	Robert Lyles, 1984-90
2	Ray Childress, 1985-95
2	Cris Dishman, 1988-96
2	Antwan Odom, 2004-07
2	Jason McCourty, 2009-16
2	Wesley Woodyard, 2014-19

Opponents' Fumble Returned for TD's, Season

2	Doug Cline, 1961
2	Marcus Robertson, 1997

2	Antwan Odom, 2005
---	-------------------

Opponents' Fumble Returned for TD's, Game

1	60 times, last by Kevin Byard at Jacksonville, 10/10/21
---	---

Longest Fumble Return (All TDs)

96	C.L. Whittington, @ New Orleans, 10/3/76
93	Robert Lyles, @ Cincinnati, 10/19/86
92	Cortland Finnegan, vs. Jacksonville, 12/17/06

INDIVIDUAL RECORDS: BLOCKED KICKS

Blocked Punts Returned for Touchdowns, Career

2	Cris Dishman, 1988-96
---	-----------------------

Blocked Punts Returned for Touchdowns, Game

1	13 times, last by Jason McCourty, vs. Indianapolis, 10/30/11
---	--

Blocked Field Goals Returned for Touchdowns, Game

1	Mark Johnston, 62 yards (11/26/61 vs. Denver)
---	---

1	Tony Banfield, 50 yards (12/9/62 vs. Oak.)
1	Ken Houston, 71 yards (10/15/67 @ N.Y. Jets)
1	Donald Mitchell, 69 yards (10/21/01 @ Detroit)
1	Tye Smith, 63 yards (12/1/19 @ Indianapolis)

Blocked Field Goal, Last Time

1	Denico Autry, at Miami, 12/11/23
---	----------------------------------

Blocked Punt, Last time

1	Tim Shaw vs. Pittsburgh, 10/11/12
---	-----------------------------------



TEAM RECORDS: GAMES WON & LOST

GAMES WON

Most Consecutive Games Won

13 (Dec. 16, 2007-Nov. 16, 2008)
11 (Oct. 17, 1993-Jan. 2, 1994)

Most Consecutive Games Without Defeat

13 (Dec. 16, 2007-Nov. 16, 2008)
11 (Oct. 13, 1961-Sept. 9, 1962)
11 (Oct. 17, 1993-Jan. 2, 1994)

Most Games Won, Season

13 (1999, 2000, 2008)
12 (1993, 2003, 2021)
11 (1962, 1979, 1980, 1991, 2002, 2020)

Most Consecutive Games Won, Season

11 (Oct. 17, 1993-Jan. 2, 1994)

Most Consecutive Games Won, Start of Season

10 (Sept. 7-Nov. 16, 2008)
5 (Sept. 14-Oct. 18, 2020)
3 (Sept. 12-Sept. 26, 1999)
3 (Sept. 1-Sept. 16, 1991)

Most Consecutive Games Won, End of Season

11 (Oct. 17, 1993-Jan. 2, 1994)

Most Consecutive Games Without Defeat, Season

11 (Oct. 17, 1993-Jan. 2, 1994)

Most Consecutive Games w/out Defeat, Start of Season

10 (Sept. 7-Nov. 16, 2008)
5 (Sept. 14-Oct. 18, 2020)
3 (Sept. 12-Sept. 26, 1999)
3 (Sept. 1-Sept. 16, 1991)

Most Consecutive Games w/out Defeat, End of Season

11 (Oct. 17, 1993-Jan. 2, 1994)

Most Home Games Won, Season

8 (1999)
7 (1988, 1991, 1993, 2000, 2003, 2008, 2021)

Most Consecutive Home Games Won

12 (Sept. 12, 1999-Nov. 5, 2000)
10 (Oct. 6, 2002-Nov. 16, 2003)
9 (Dec. 6, 1987-Nov. 20, 1988)
9 (Nov. 26, 1990-Nov. 17, 1991)

Most Consecutive Home Games Without Defeat

12 (Sept. 12, 1999-Nov. 5, 2000)
10 (Oct. 6, 2002-Nov. 16, 2003)

9 (Dec. 6, 1987-Nov. 20, 1988)
9 (Nov. 26, 1990-Nov. 17, 1991)

Most Road Games Won, Season

6 (1996, 2000, 2008, 2020)

Most Consecutive Road Games Won

8 (Dec. 16, 2007-Nov. 27, 2008)
5 (Dec. 1, 2019-Sept. 27, 2020)
5 (Nov. 19, 2006-Sept. 24, 2007)
5 (Oct. 17-Dec. 25, 1993)
5 (Oct. 29, 1961-Sept. 9, 1962)

Most Consecutive Road Games Without Defeat

8 (Dec. 16, 2007-Nov. 27, 2008)
6 (Oct. 13, 1961-Sept. 9, 1962)

Most Shutout Games Won or Tied, Season

2 (1966, 1977, 1993)

Overtime Wins, Regular Season

30-27 (@ Cincinnati, 9/23/79)
27-24 (vs. N.Y. Jets, 10/28/79)
23-20 (vs. Pittsburgh, 12/2/84)
17-14 (@ Indianapolis, 9/4/88)
26-23 (vs. Dallas, 11/10/91)
23-20 (vs. Kansas City, 9/20/92)
30-27 (@ Cincinnati, 10/6/96)
24-21 (vs. Oakland, 8/31/97)
17-14 (vs. Kansas City, 9/10/00)
31-28 (vs. Tampa Bay, 10/14/01)
32-29 (@ N.Y. Giants, 12/1/02)
26-20 (@ Houston, 12/10/06)
19-16 (vs. Green Bay, 11/2/08)
27-24 (vs. Miami, 12/20/09)
44-41 (vs. Detroit, 9/23/12)
34-28 (@ New Orleans, 11/8/15)
12-9 (@ Cleveland, 10/22/17)
26-23 (vs. Philadelphia, 9/30/18)
42-36 (vs. Houston, 10/18/20)
30-24 (@ Baltimore, 11/22/20)
33-30 (@ Seattle, 9/19/21)
34-31 (@ Indianapolis, 10/31/21)
27-24 (vs. L.A. Chargers, 9/17/23)

GAMES LOST

Most Consecutive Games Lost

18 (Oct. 9, 1972-Oct. 28, 1973)

Most Consecutive Games Without a Victory

18 (Oct. 9, 1972-Oct. 28, 1973)

Most Games Lost, Season

14 (1983, 1994, 2014)

Most Consecutive Games Lost, Season

11 (Oct. 9-Dec. 17, 1972)

Most Consecutive Games Lost, Start of Season

10 (Sept. 4-Nov. 6, 1983)

Most Consecutive Games Lost, End of Season

11 (Oct. 9-Dec. 17, 1972)

Most Consecutive Games Without Victory, Season

11 (Oct. 9-Dec. 17, 1972)

Most Consecutive Games Without Victory, Start of Season

10 (Sept. 4-Nov. 6, 1983)

Most Consecutive Games Without Victory, End of Season

11 (Oct. 9-Dec. 17, 1972)

Most Consecutive Home Games Lost

13 (Oct. 9, 1972-Dec. 16, 1973)

Most Consecutive Home Games Without Victory

13 (Oct. 9, 1972-Dec. 16, 1973)

Most Consecutive Road Games Lost

23 (Sept. 27, 1981-Nov. 4, 1984)

Most Consecutive Road Games Without Victory

23 (Sept. 27, 1981-Nov. 4, 1984)

Most Shutout Games Lost or Tied, Season

2 (1972, 1985)

TIE GAMES

Ties

31-31 (@ Boston, 10/13/61)
28-28 (@ N.Y. Jets, 10/15/67)
31-31 (vs. Cincinnati, 11/9/69)
20-20 (@ Denver, 11/16/69)
31-31 (@ San Diego, 10/25/70)
13-13 (vs. New Orleans, 10/3/71)

Most Tie Games, Season

2 (1969)



TEAM RECORDS: SCORING

Most Points, Season

513	(1961)
491	(2020)
435	(2003)
424	(1988)

Fewest Points, Season

136	(1982, nine games)
199	(1967)

Most Points, Game

58	(vs. Cleveland, 12/9/90)
56	(vs. N.Y. Titans, 10/14/62)
55	(vs. Oakland, 9/9/61)
55	(at Denver, 11/5/61)
49	(vs. San Diego, 12/19/71)
49	(at Oakland, 12/22/63)
49	(vs. N.Y. Titans, 11/19/61)
48	(vs. Cincinnati, 10/14/90)
48	(at N.Y. Titans, 12/10/61)
48	(at Green Bay, 10/11/04)

Most Points, Both Teams, Game

101	(Oakland 52, Oilers 49, @ Oakland, 12/22/63)
88	(Buffalo 47, Oilers 41, @ Houston, 9/24/89)

Fewest Points, Game

0	(21 times, last at Denver, 10/13/19)
---	--------------------------------------

Fewest Points, Both Teams, Game

6	(Oilers 6, Pittsburgh 0, @ Houston, 12/4/80)
---	--

Most Points, Shutout Victory, Game

55	(Oilers vs. Oakland, 9/9/61)
----	------------------------------

Fewest Points, Shutout Victory, Game

6	(Oilers vs. Pittsburgh, 12/4/80)
---	----------------------------------

Largest Margin of Victory, Game

55	(Oilers 55, Oakland 0, @ Houston, 9/9/61)
----	---

Largest Margin of Defeat, Game

59	(Titans 0 at New England 59, 10/18/09)
54	(Oilers 7 at Cincinnati 61, 12/17/89)

Smallest Margin of Victory, Game

1	(15 times, last Titans 28, Dolphins 27, @ Mia., 12/11/23)
---	---

Smallest Margin of Defeat, Game

1	(24 times, last Titans 15 @ New Orleans 16, 9/10/23)
---	--

Most Points Overcome to Win Game

24	(at Cincinnati, 9/23/79)
23	(at New England, 11/12/78)
21	(at Atlanta, 11/23/03)
21	(vs. N.Y. Giants, 11/26/06)

Most Points, One Half

45	(vs. Cleveland, 12/9/90)
----	--------------------------

Most Points, First Quarter

24	(@ Indianapolis, 12/5/04)
----	---------------------------

21	(vs. Green Bay, 11/13/16)
21	(@ Tampa Bay, 9/13/15)
21	(vs. Houston, 12/19/10)
21	(@ Detroit, 11/27/08)
21	(vs. St. Louis, 10/31/99)

Most Points, Second Quarter

31	(vs. Cleveland, 12/9/90)
28	(vs. Cincinnati, 11/18/79)

Most Points, Third Quarter

28	(vs. Jacksonville, 11/24/19)
28	(vs. San Diego, 12/19/71)
28	(vs. Kansas City, 10/24/65)

Most Points, Fourth Quarter

27	(vs. Philadelphia, 10/24/10)
24	(vs. Denver, 11/26/61)
24	(vs. N.Y. Giants, 11/26/06)
24	(vs. Buffalo, 11/15/09)

Most Consecutive Games Scoring

160	(Nov. 14, 1999 - Dec. 21, 2008)
155	(Dec. 3, 1989 - Oct. 31, 1999)
121	(1977-85)

TOUCHDOWNS

Most Touchdowns, Season

66	(1961)
----	--------

Fewest Touchdowns, Season

18	(1967)
----	--------

Most Touchdowns, Game

8	(Oilers vs. N.Y. Titans, 10/14/62; Oilers vs. Cle., 12/9/90)
---	--

Most Touchdowns, Both Teams, Game

14	(Oilers 7, Oakland 7, @ Oakland, 12/22/63)
----	--

POINTS AFTER TOUCHDOWN

Most PATs, Season

65	(1961)
----	--------

Most PATs, Game

8	(Oilers vs. N.Y. Titans, 10/14/62)
7	(four times, last vs. Cleveland, 12/9/90)

Most PATs, Both Teams, Game

14	(Oilers 7, Oakland 7, @ Oakland, 12/22/63)
----	--

TWO-POINT CONVERSIONS

Most Two-Point Conversions, Season

4	(2020)
4	(1994)

Most Two-Point Conversions, Opponent, Season

4	(1999)
4	(1998)

Most Two-Point Conversions, Game

2	(vs. N.Y. Jets, 9/10/06)
1	(36 times, last at Miami, 12/11/23)

Most Two-Point Conversions, Opponent, Game

3	(@ Pittsburgh, 11/1/98)
---	-------------------------

Most Two-Point Conversion Attempts, Season

7	(2020)
7	(1994)

Most Two-Point Conversion Attempts, Opp., Season

8	(2020)
7	(2022)
6	(1999)

Most Defensive Two-Point Conversions, Season

1	(2023)
---	--------

FIELD GOALS

Most Field Goals Attempted, Season

42	(2017)
40	(1969)
39	(2007)
38	(1996)
37	(1989)

Most Field Goals Attempted, Game

8	(at Houston, 10/21/07)
6	(five times, last @ Minnesota, 9/27/20)

Most Field Goals Attempted, Both Teams, Game

10	(Buffalo 7, @ Oilers 3, 12/5/65)
9	(Tennessee 6, @ New England 3, 10/5/03)
9	(Washington 6, @ Tennessee 3, 11/21/10)
9	(Detroit 4, @ Tennessee 5, 9/23/12)
9	(Tennessee 3, @ Oakland 6, 11/24/13)
9	(Tennessee 3, @ San Francisco 6, 12/17/17)
9	(Baltimore 6, @ Tennessee 3, 10/15/23)

Most Field Goals, Season

36	(1998)
35	(2017)
35	(2007)
32	(1996)
29	(1993, 2008, 2011, 2023)

Fewest Field Goals, Season

8	(2019)
8	(1968)

Most Field Goals, Game

8	(@ Houston, 10/21/07)
6	(@ Minnesota, 9/27/20)



TEAM RECORDS: SCORING

5	(vs. Miami, 9/28/69; @Philadelphia, 12/3/00)	8	(Tennessee 3, @ Buffalo 5, 12/24/06)
Most Field Goals, Both Teams, Game		8	(Tennessee 8, @ Houston 0, 10/21/07)
9	(Baltimore 6, @ Tennessee 3, 10/15/23)	8	(Indianapolis 3, @ Tennessee 5, 10/16/17)
9	(Tennessee 3, @ San Francisco 6, 12/17/17)	7	(19 times, last Tennessee 6, @ Minnesota 1, 9/27/20)

TEAM RECORDS: FIRST DOWNS

Most First Downs, Season	381 (2020)	Most First Downs Rushing, Season	155 (1980)	Most First Downs By Penalty, Season	37 (2015)
	376 (1990)				37 (2023)
Fewest First Downs, Season	138 (1982, nine games)	Fewest First Downs Rushing, Season	52 (1982, nine games)		36 (2020)
	199 (1976)		62 (1971)		36 (2019)
Most First Downs, Game	34 (vs. Cleveland, 12/9/90)	Most First Downs Rushing, Game	17 (three times, last @ Houston, 1/3/21)		36 (2017)
					36 (2013)
Fewest First Downs, Game	4 (at Cleveland, 10/21/73)	Fewest First Downs Rushing, Game	0 (seven times, last @ Cleveland, 9/24/23)		34 (2021)
	5 (vs. Jacksonville, 12/17/06)			Fewest First Downs By Penalty, Season	5 (1982, nine games)
Most First Downs, Both Teams, Game	57 (Tennessee 21, Detroit 36, @ Tennessee, 9/23/12, OT)	Most First Downs Passing, Season	251 (1990)		10 (1967)
	56 (Tennessee 31, Houston 25, @ Tennessee, 10/18/20, OT)	Fewest First Downs Passing, Season	81 (1982, nine games)	Most First Downs By Penalty, Game	7 (vs. Indianapolis, 11/12/20)
	56 (Tennessee 32, Arizona 24, @ Tennessee, 12/15/13, OT)		86 (1967)		7 (@ Atlanta, 9/9/90)
	56 (Houston 33, Buffalo 23, @ Houston, 9/24/89, OT)	Most First Downs Passing, Game	28 (@ Oakland, 12/19/04)		
	55 (Three times, last Tennessee 28, Detroit 27, @ Tennessee, 12/20/20)	Fewest First Downs Passing, Game	0 (twice, last @ Buffalo, 11/10/85)		

TEAM RECORDS: NET YARDS GAINED

Most Yards Gained, Season	6,343 (2020)	Most Yards Gained, Game	607 (vs. Houston, 10/18/20, overtime)
	6,288 (1961)		583 (vs. Dallas, 11/10/91, overtime)
	6,222 (1990)	Fewest Yards Gained, Game	81 (vs. Dallas, 11/24/74)
Fewest Yards Gained, Season	2,373 (1982, nine games)		83 (at Pittsburgh, 12/9/73)
	3,191 (1972)		89 (vs. Oakland, 10/9/72)
			94 (at Cleveland, 9/24/23)

TEAM RECORDS: RUSHING

Most Rushing Attempts, Season	616 (1979)	Fewest Rushing Attempts, Game	7 (vs. N.Y. Giants, 12/8/85)	Fewest Yards Gained Rushing, Season	799 (1982, nine games)
	605 (1978)		9 (vs. Cincinnati, 10/24/76)		1,106 (1971)
Fewest Rushing Attempts, Season	225 (1982, nine games)		10 (@ San Diego, 9/16/12)	Most Yards Gained Rushing, Game	332 (@ Kansas City, 10/19/08)
	324 (1965)	Most Yards Gained Rushing, Season	2,690 (2020)		314 (@ Houston, 10/30/22)
Most Rushing Attempts, Game	56 (vs. San Diego, 9/28/75)		2,635 (1980)		305 (vs. Jacksonville, 11/1/09)
	55 (vs. Oakland, 9/9/61)		2,592 (2009)		296 (vs. Kansas City, 11/27/77)
			2,571 (1979)		292 (@ Detroit, 11/27/08)



TEAM RECORDS: RUSHING

Fewest Yards Gained Rushing, Game

19 (twice, last vs. San Diego, 12/12/65)

Highest Average Gain Rushing, Season

5.2 (2009)
5.2 (2020)
5.0 (2019)
4.7 (2006)
4.6 (three times, last in 2016)

Most Touchdowns Rushing, Season

26 (2020)
26 (1988)

Fewest Touchdowns Rushing, Season

5 (1982, nine games)
6 (2014)
6 (1976)

Most Touchdowns Rushing, Game

5 (vs. L.A. Chargers, 9/18/60)

TEAM RECORDS: PASSING

Most Passes Attempted, Season

667 (1991)

Fewest Passes Attempted, Season

287 (1982, nine games)
333 (1967)

Most Passes Attempted, Game

68 (@ Buffalo, 11/1/64 — 37 completed)
61 (vs. Oakland, 11/7/65 — 27 completed)
61 (@ Oakland, 12/19/04 — 40 completed)

Fewest Passes Attempted, Game

6 (vs. Cincinnati, 10/4/81)

Most Passes Attempted, Both Teams

98 (Titans 61, Oakland 37, @ Oakland, 12/19/04)
97 (Oilers 44, Denver 53, @ Houston, 12/2/62)
97 (Titans 42, Detroit 55, @ Tennessee, 9/23/12)

Most Passes Completed, Season

411 (1991)

Fewest Passes Completed, Season

144 (1967)

Most Passes Completed, Game

41 (vs. Dallas, 11/10/91 — overtime)

Fewest Passes Completed, Game

1 (vs. Cincinnati, 10/4/81)

Most Yards Gained Passing, Season

4,805 (1990)

Fewest Yards Gained Passing, Season

1,381 (1967)

Most Yards Gained Passing, Game

527 (@ Kansas City, 12/16/90)

Fewest Yards Gained Passing, Game

-7 (@ New England, 10/18/09)

Most Times Sacked, Season

65 (1994)
64 (2023)
58 (1985)

Fewest Times Sacked, Season

11 (1962)
12 (2008)

Most Times Sacked, Game

12 (vs. Dallas, 9/29/85)

Most Times Sacked, Both Teams, Game

14 (Oilers 12, Dallas 2, @ Houston, 9/29/85)

Most Touchdowns Passing, Season

48 (1961)

Fewest Touchdowns Passing, Season

9 (2007)

Most Touchdowns Passing, Game

7 (twice, last vs. N.Y. Titans, 10/14/62)

Most Touchdowns Passing, Both Teams, Game

11 (Oilers 5, Oakland 6, @ Oakland, 12/22/63)

Most Passes Had Intercepted, Season

48 (1962)*

Fewest Passes Had Intercepted, Season

7 (2020)
8 (2019)
9 (2003, 2008)
10 (1998)

Most Passes Had Intercepted, Game

6 (six times, last @ Cleveland, 11/30/86)

* Denotes League Record

TEAM RECORDS: PUNTING

Most Punts, Season

100 (1976)
96 (1994)
93 (1979)

Fewest Punts, Season

34 (1990)

Most Punts, Game

11 (three times, last @ Pittsburgh, 12/3/95)

Fewest Punts, Game

0 (five times, last vs. Cincinnati, 10/27/91)

Highest Average Distance, Punting, Season

53.1 (2022)
50.1 (2023)
49.7 (2017)
47.4 (2015)
47.2 (1998)
47.1 (2019)
46.8 (2014)
46.4 (2018)
45.3 (1993)
45.2 (1992)

Highest Average Distance, Punting, Game

61.2 (vs. L.A. Chargers, 9/17/23)
60.5 (vs. Pittsburgh, 10/25/20)

59.2 (vs. Buffalo, 12/27/92)

Highest Net Average, Punting, Season

44.6 (2017)
44.0 (2022)
43.1 (2019)
43.0 (2023)
41.7 (2018)
40.8 (2014)
40.3 (2015)
40.1 (2020)
39.8 (2021)
39.4 (2012)
39.4 (2011)



TEAM RECORDS: PUNT RETURNS & KICKOFF RETURNS

PUNT RETURNS

Most Punt Returns, Season

53 (2000)
52 (1968)

Fewest Punt Returns, Season

15 (1960)

Most Punt Returns, Game

10 (vs. Tampa Bay, 9/12/76)

Most Yards, Punt Returns, Season

671 (2000)
620 (1975)

Fewest Yards, Punt Returns, Season

104 (1982, Nine games)
118 (1961)

Highest Average, Punt Returns, Season

15.3 (2012)
15.0 (1977)

Most Touchdowns, Punt Returns, Season

3 (1975, 2006 and 2012)

Most Touchdowns, Punt Returns, Game

2 (vs. Jacksonville, 12/30/12)
1 (19 times, last vs. Detroit, 9/23/12)

KICKOFF RETURNS

Most Kickoff Returns, Season

83 (1983)

Fewest Kickoff Returns, Season

18 (2023)
23 (2018)
28 (2017)
30 (2019)
31 (1993)
32 (2011)
33 (2016)
33 (2015)

Most Kickoff Returns, Game

10 (twice, last at Cincinnati, 12/17/89)

Most Yards, Kickoff Returns, Season

1,835 (2006)
1,721 (1981)

Fewest Yards, Kickoff Returns, Season

372 (2023)
589 (1993)
618 (2017)
629 (2016)
638 (2019)
680 (2015)
737 (2018)
767 (2020)

Highest Average, Kickoff Returns, Season

32.0 (2018)*
26.1 (2000)
26.0 (2011)
25.9 (1962)

Most Touchdowns, Kickoff Returns, Season

2 (three times, last in 1983)

Most Touchdowns, Kickoff Returns, Game

1 (18 times, last @ Indianapolis, 11/29/20)

TEAM RECORDS: FUMBLES

Most Fumbles, Season

42 (1994)
41 (1985)

Fewest Fumbles, Season

10 (2017)
14 (1982, nine games)
15 (2020)
17 (1962, 1999, 2011 and 2016)

Most Fumbles, Game

8 (@ Pittsburgh, 12/9/73)

Most Fumbles Lost, Season

25 (1994)

Fewest Fumbles Lost, Season

5 (2020)
6 (2018)
7 (1967, 2006 and 2016)
8 (2008, 2011 and 2017)

Most Fumbles Lost, Game

5 (twice, last vs. Philadelphia, 12/2/91)

Most Opponents' Fumbles Recovered, Season

28 (1977)

Most Opponents' Fumbles Recovered, Game

7 (@ Kansas City, 10/12/69)

Fewest Opponents' Fumbles Recovered, Season

4 (2014)
5 (2012)
6 (2016, 2018, 2021, 2022)
7 (2009)
8 (six times, last in 2023)

TEAM RECORDS: BLOCKED KICKS

Most Blocked Field Goals, Season

6 (1961)

Most Blocked Field Goals, Game

2 (at Indianapolis, 12/1/19)
2 (at Baltimore, 12/14/97)
2 (at Cleveland, 9/13/81)
2 (vs. Denver, 11/26/61)

Most Blocked Extra Points, Season

3 (1975)

Most Blocked Extra Points, Game

2 (at Cincinnati, 12/23/90)
2 (vs. Miami, 11/16/75)

Most Blocked Punts, Season

3 (1988)

Most Blocked Punts, Game

2 (at Pittsburgh, 10/16/88)
2 (at Philadelphia, 10/2/88)



TEAM RECORDS: PENALTIES

Fewest Penalties, Season (any)

52 (1982, nine games)
58 (1963)

Fewest Penalties, 16-Game Season

82 (2018)
84 (1983)

Most Penalties, Season

148 (1989)

Fewest Penalties, Game

0 (vs. Jacksonville, 12/24/11)

0 (@ Cincinnati, 10/29/72)
0 (@ Buffalo, 11/1/64)
0 (vs. Kansas City, 10/27/63)
0 (vs. Oakland, 12/9/62)

Most Penalties, Game

18 (@ Jacksonville, 1/1/06)

Fewest Yards Penalized, Season (any)

424 (1982, nine games)

Fewest Yards Penalized, 16-Game Season

727 (2018)

773 (2007)

Most Yards Penalized, Season

1,150 (twice, last in 1988)

Most Yards Penalized, Game

212 (vs. Baltimore, 10/10/99)

TEAM RECORDS: DEFENSE

SCORING

Fewest Points Allowed, Season

191 (2000)
199 (1967)
226 (1975)

Most Points Allowed, Season

471 (2012)
460 (1983)
447 (1973)

Fewest Points Allowed, Game

0 (17 times, last vs. Jacksonville, 12/12/21)

Most Points Allowed, Game

61 (twice, last @ Cincinnati, 12/17/89)

Fewest Touchdowns Allowed, Season

18 (1967)

Most Touchdowns Allowed, Season

55 (2012)
55 (2020)
53 (1983)

FIRST DOWNS

Fewest First Downs Allowed, Season

183 (1969)

Most First Downs Allowed, Season

391 (2020)
358 (2012)
357 (2014)
356 (1985)
356 (2010)

Most First Downs Allowed, Game (since 1991)

39 (@ Denver, 12/8/13)
36 (vs. Detroit, 9/23/12)
34 (@ Cincinnati, 12/4/97)
33 (@ Houston, 10/1/17)

Fewest First Downs Allowed, Rushing, Season

62 (2000)

Most First Downs Allowed, Rushing, Season

147 (1972)

Fewest First Downs Allowed, Passing, Season

89 (1976)

Most First Downs Allowed, Passing, Season

247 (2020)
231 (2017)
227 (2016)
214 (2010)
215 (2022)

Fewest First Downs Allowed, Penalty, Season

13 (twice, last in 1969)

Most First Downs Allowed, Penalty, Season

48 (1985)

NET YARDS

Fewest Yards Allowed, Season

3,375 (1968)

Most Yards Allowed, Season

6,372 (2020)
6,155 (1985)

Fewest Yards Allowed, Game

26 (vs. Denver, 9/3/66)

Most Yards Allowed, Game

619 (@ New England, 10/18/09)
584 (@ Cincinnati, 12/17/89)
583 (vs. Detroit, OT, 9/23/12)

Fewest Total Plays Allowed, Season

610 (1982, nine games)
840 (1970)

Most Total Plays Allowed, Season

1,139 (2010)
1,100 (2022)
1,099 (2014)
1,096 (2023)
1,091 (1985)

Fewest Total Plays Allowed, Game

36 (vs. Denver, 9/3/66)

Most Total Plays Allowed, Game

92 (vs. Detroit, OT, 9/23/12)
91 (@ Kansas City, OT, 11/6/22)
91 (@ Philadelphia, 11/19/06)
91 (@ Denver, 12/8/13)
87 (@ Cleveland, 10/2/11)
86 (vs. Washington, 11/21/10)
85 (three times, last @ Cleveland, 11/30/86, OT)

RUSHING

Fewest Yards Allowed, Rushing, Season

1,027 (1960)

Most Yards Allowed, Rushing, Season

2,814 (1985)

Fewest Yards Allowed, Rushing, Game

4 (vs. Buffalo, 11/23/97)
5 (at San Francisco, 12/7/75)
8 (vs. Jacksonville, 12/12/21)
8 (at Boston, 11/25/60)

Most Yards Allowed, Rushing, Game

398 (@ Dallas Texans, 10/1/61)
302 (vs. Kansas City, 10/24/65)

Fewest Touchdowns Allowed, Rushing, Season

5 (1996 and 2017)

Most Touchdowns Allowed, Rushing, Season

27 (1984)

Fewest Attempts Allowed, Rushing, Season

298 (1982, nine games)
356 (2016)
362 (1962)

Most Attempts Allowed, Rushing, Season

596 (1984)

Fewest Attempts Allowed, Rushing, Game

8 (vs. Jacksonville, 12/12/21)
9 (vs. Denver, 12/11/16)
10 (@ Indianapolis, 12/30/07)
11 (vs. Miami, 10/1/89)

Most Attempts Allowed, Rushing, Game

56 (@ Dallas Texans, 10/1/61)



TEAM RECORDS: DEFENSE

PASSING

Fewest Net Yards Allowed, Passing, Season
1,671 (1968)

Most Net Yards Allowed, Passing, Season
4,671 (2022)
4,439 (2020)
4,307 (2016)
4,139 (2009)
4,169 (2021)

Fewest Net Yards Allowed, Passing, Game
-52 (vs. Cincinnati, 10/31/71)
-16 (vs. Chicago, 11/6/77)

Most Net Yards Allowed, Passing, Game
442 (vs. Detroit, OT, 9/23/12)
433 (vs. Kansas City, 11/10/19)
426 (@ New England, 10/18/09)
425 (@ Indianapolis, 12/5/04)
422 (@ Kansas City, OT, 11/6/22)
407 (@ Oakland, 12/22/63)
405 (vs. Buffalo, 10/11/64)

Fewest Touchdowns Allowed, Passing, Season
10 (1967, 2000)

Most Touchdowns Allowed, Passing, Season
36 (2020)
35 (1966)

Fewest Attempts Allowed, Passing, Season
284 (1982, nine games)
324 (1972)

Most Attempts Allowed, Passing, Season
671 (2022)
635 (2016)
630 (2020)
628 (2021)
625 (2010)
605 (2017)
604 (2009)
598 (2019)

Fewest Attempts Allowed, Passing, Game
11 (@ Pittsburgh, 9/11/05)

Most Attempts Allowed, Passing, Game
68 (@ Kansas City, OT, 11/6/22)
61 (@ Cleveland, 10/2/11)
59 (@ Denver, 12/8/13)
57 (@ Pittsburgh, 12/19/93)

Fewest Completions Allowed, Season
158 (1968)

Most Completions Allowed, Season
439 (2022)
423 (2020)
410 (2010)
404 (2009)
395 (2021)
388 (2016)
387 (2023)
386 (2019)
374 (2012)

Fewest Completions Allowed, Game
2 (vs. Denver, 9/3/66)

Most Completions Allowed, Game
43 (@ Kansas City, OT, 11/6/22)
43 (vs. Detroit, OT, 9/23/12)
40 (@ Cleveland, 10/2/11)
39 (@ Denver, 12/8/13)
38 (@ New England, 10/18/09)
37 (@ Indianapolis, 11/3/02)
36 (six times, last vs. Chicago, 11/8/20)

SACKS

Most Sacks, Season
55 (2000)
54 (1999)
52 (1993)
51 (1979)

Fewest Sacks, Season
19 (2020)
21 (1966)

Most Sacks, Game
9 vs. N.Y. Titans, 10/14/62
9 vs. Cincinnati, 10/31/71
8 at Arizona, 12/10/17
8 at Indianapolis, 11/26/17
8 at San Diego, 10/17/76
8 at Buffalo, 11/10/85
8 at Cincinnati, 9/12/82

INTERCEPTIONS

Most Interceptions, Season
36 (1963)

Fewest Interceptions, Season
3 (1982, nine games)*
6 (1972)
6 (2023)

Most Interceptions, Game
6 (six times, last vs. Atlanta, 12/5/93)

Most Interceptions, Both Teams, Game
13 (Oilers 5, Denver 8, @ Houston, 12/2/62)

Most Yards Returning Interceptions, Season
676 (1962)

Most Yards Returning Interceptions, Game
245 (@ N.Y. Jets, 10/15/67)

Most TDs, Returning Interceptions, Season
7 (1967)

Most TDs, Returning Interceptions, Game
3 (vs. San Diego, 12/19/71)

PUNT RETURNS

Fewest Opponent Punt Returns, Season
20 (2020)
20 (1961)
22 (2021)

23 (1990)

Most Opponent Punt Returns, Season
64 (1979)
60 (twice, last in 1976)

Fewest Yards Allowed, Punt Returns, Season
144 (2005)
160 (2000)
171 (2020)
186 (1990)

Most Yards Allowed, Punt Returns, Season
748 (1979)
668 (1976)

Lowest Average Allowed, Punt Returns, Season
4.5 (2005)
5.3 (1969)

Highest Average Allowed, Punt Returns, Season
13.9 (2002)
13.6 (1961)

Most Touchdowns Allowed, Punt Returns, Season
3 (2002)
2 (1962, 1965 and 2016)

KICKOFF RETURNS

Fewest Opponent Kickoff Returns, Season
21 (2016)
22 (2015)
25 (2018)
26 (1982, nine games)
30 (2011)
31 (2014)
32 (1970, 1986, 2017, 2022)

Most Opponent Kickoff Returns, Season
81 (2003)
78 (1995, 1996)
76 (1999, 2000)
74 (2002)
71 (1990, 1997, 2009)

Fewest Yards Allowed, Kickoff Returns, Season
462 (2016)
564 (1982, nine games)
599 (2015)
648 (2022)
680 (2011)
695 (1986)

Most Yards Allowed, Kickoff Returns, Season
1,714 (2009)
1,675 (1996)
1,596 (1999)
1,587 (2000)
1,528 (1997)

Lowest Average Allowed, Kickoff Returns, Season
15.7 (1992)



TEAM RECORDS: DEFENSE

Highest Average Allowed, Kickoff Returns, Season

27.8	(2018)
27.6	(2014)
27.2	(2015)
26.1	(2012)
25.0	(2008)
24.9	(1985, 2001)

Most Touchdowns Allowed, Kickoff Returns, Season

2	(1966, 1999)
---	--------------

PUNTING

Most Punts Forced, Season

105	(2000)
96	(1976)

Fewest Punts Forced, Season

38	(1982, 9 games)
45	(2020)
56	(1964, 1989)

Most Punts Forced, Game

11	(five times, last vs. Pittsburgh, 11/6/94)
----	--

Fewest Punts Forced, Game

0	5 times (11/12/78 at New England; 11/5/95 at Cleveland; 12/5/04 at Indianapolis; 9/26/10 at N.Y. Giants; 12/27/20 at Green Bay)
---	---

Lowest Punting Average Allowed (Gross), Season

37.1	(1960)
------	--------

* Denotes League Record

ALL-TIME TWO-POINT CONVERSIONS

TITANS

<p>1994 Oilers: 4-7 Run 0-0, Pass 4-7</p> <p>9/4/94 vs. Ind Bucky Richardson to Reggie Brown Good Bucky Richardson to Haywood Jeffires NG</p> <p>10/13/94 vs. Cle Billy Joe Tolliver to Haywood Jeffires Good</p> <p>12/11/94 vs. Sea Billy Joe Tolliver to Haywood Jeffires Good Billy Joe Tolliver to Todd McNair NG</p> <p>12/18/94 vs. KC Billy Joe Tolliver to Webster Slaughter NG</p> <p>12/24/94 vs. NYJ Bucky Richardson to Haywood Jeffires Good</p> <p>1995 Oilers: 2-5 Run 2-3, Pass 0-2</p> <p>10/8/95 vs. Min Rodney Thomas run Good</p> <p>10/22/95 vs. Chi Chris Chandler run Good</p> <p>11/12/95 vs. Cin Will Furrer to Haywood Jeffires NG</p> <p>11/19/95 vs. KC Rich Camarillo to Bruce Matthews NG</p> <p>12/24/95 vs. Buf Rodney Thomas run NG</p> <p>1996 Oilers: 0-0 No Attempts</p> <p>None</p> <p>1997 Oilers: 2-4 Run 1-3, Pass 1-1</p> <p>8/31/97 vs. Oak Eddie George Run Good</p> <p>9/28/97 vs. Pitt Steve McNair to Frank Wycheck Good</p> <p>11/16/97 vs. Jax Rodney Thomas run NG</p> <p>12/14/97 vs. Bal Steve McNair run NG</p> <p>1998 Oilers: 1-4 Pass 0-0, Run 1-4</p> <p>9/27/98 vs. Jax Eddie George run NG</p> <p>10/11/98 vs. Bal Eddie George run NG</p> <p>11/29/98 vs. Sea Eddie George run NG</p> <p>12/20/98 vs. GB Eddie George run Good</p> <p>1999 Titans: 1-3 Pass 1-1, Run 0-2</p> <p>10/3/99 vs. SF Eddie George run NG</p> <p>11/28/99 vs. Cle Frank Wycheck run NG</p> <p>12/5/99 vs. Bal Steve McNair to Jackie Harris Good</p> <p>2000 Titans: 0-0 No Attempts</p> <p>None</p> <p>2001 Titans: 3-4 Pass 3-4, Run 0-0</p> <p>10/14/01 vs. TB Steve McNair to Kevin Dyson Good</p>	<p>10/21/01 vs. Det Steve McNair to Drew Bennett Good</p> <p>12/16/01 vs. GB Steve McNair to Kevin Dyson NG Steve McNair to Derrick Mason Good</p> <p>2002 Titans: 2-6 Pass 0-2, Run 2-4</p> <p>9/8/02 vs. Phi Steve McNair run NG Eddie George run Good</p> <p>9/29/02 vs. Oak Steve McNair to Derrick Mason NG Steve McNair to Frank Wycheck NG Eddie George Run NG</p> <p>12/1/02 vs. NYG Steve McNair run Good</p> <p>2003 Titans: 3-4 Pass 1-2, Run 2-2</p> <p>10/5/03 vs. NE Steve McNair to Tyrone Calico Good</p> <p>12/7/03 vs. Ind Steve McNair Run Good Steve McNair to Derrick Mason NG</p> <p>12/14/03 vs. Buf Robert Holcombe run Good</p> <p>2004 Titans: 1-2 Pass 0-1, Run 1-1</p> <p>9/26/04 vs. Jax Steve McNair to Derrick Mason NG</p> <p>11/21/04 vs. Jax Steve McNair run Good</p> <p>2005 Titans: 0-1 Pass 0-1, Run 0-0</p> <p>10/30/05 vs. Oak Steve McNair to Chris Brown NG</p> <p>2006 Titans: 3-3 Run 2-2, Pass 1-1</p> <p>9/10/06 vs. NYJ Travis Henry run Good Kerry Collins pass to Drew Bennett Good</p> <p>10/1/06 vs. Dal Vince Young run Good</p> <p>2007 Titans: 0-0 No Attempts</p> <p>None</p> <p>2008 Titans: 1-1 Run 0-0, Pass 1-1</p> <p>10/27/08 vs. Ind Kerry Collins pass to Ahmard Hall Good</p> <p>2009 Titans: 1-2 Run 1-1, Pass 0-1</p> <p>10/4/09 at Jax Kerry Collins pass to Nate Washington NG Chris Johnson run Good</p>
---	---



ALL-TIME TWO-POINT CONVERSIONS

TITANS

2010 Titans: 1-2 **Run 0-0, Pass 1-2**
 9/19/10 vs. Pit Kerry Collins pass to Kenny Britt Good
 10/31/10 at SD Vince Young pass incomplete to Chris Johnson NG

2011 Titans: 0-0 **No Attempts**
 None

2012 Titans: 1-1 **Run 0-0, Pass 1-1**
 11/4/12 vs. Chi Matt Hasselbeck pass to Kenny Britt Good

2013 Titans: 0-0 **No Attempts**
 None

2014 Titans: 0-1 **Run 0-1, Pass 0-0**
 10/26/14 vs. Hou Leon Washington run NG

2015 Titans: 3-5 **Run 0-1, Pass 3-4**
 9/27/15 vs. Ind Jalston Fowler run NG
 11/8/15 at NO Marcus Mariota pass to Delanie Walker Good
 11/29/15 vs. Oak Marcus Mariota pass to Dorial Green-Beckham Good
 12/13/15 at N.Y. Jets Marcus Mariota pass to Dexter McCluster Good
 12/27/15 vs. Hou Zach Mettenberger pass to Anthony Fasano NG

2016 Titans: 0-5 **Run 0-0, Pass 0-5**
 9/11/16 vs. Min Marcus Mariota pass to DeMarco Murray NG
 9/18/16 at Det Marcus Mariota sacked NG
 10/23/16 vs. Ind Aborted play, Brett Kern pass to Ryan Succop NG
 11/13/16 vs. GB Marcus Mariota pass to Rishard Matthews NG
 12/18/16 at KC Marcus Mariota pass incomplete NG

2017 Titans: 0-0 **Run 0-0, Pass 0-0**
 None

2018 Titans: 0-1 **Run 0-0, Pass 0-1**
 10/21/18 at LAC Marcus Mariota pass to Taywan Taylor NG

2019 Titans: 1-2 **Run 1-1, Pass 0-1**
 11/3/19 at Car Ryan Tannehill pass to Adam Humphries NG
 11/10/19 vs. KC Ryan Tannehill run Good

2020 Titans: 4-7 **Run 3-4, Pass 1-3**
 9/27/20 at Min Ryan Tannehill pass to Jonnu Smith NG
 10/18/20 vs. Hou Ryan Tannehill pass to Nick Westbrook-Ikhine Good
 11/1/20 at Cin Brett Kern pass intercepted by Josh Byner NG
 11/22/20 at Bal Ryan Tannehill run Good
 12/6/20 vs. Cle Derrick Henry run NG
 Ryan Tannehill run Good
 12/20/20 vs. Det Derrick Henry run Good

2021 Titans: 2-2 **Run 1-1, Pass 1-1**
 9/26/21 vs. Ind Derrick Henry run Good
 10/3/21 at NYJ Ryan Tannehill pass to MyCole Pruitt Good

2022 Titans: 1-1 **Run 0-0, Pass 1-1**
 12/11/22 vs. Jax Ryan Tannehill pass to Chig Okonkwo Good

2023 Titans: 1-1 **Run 0-0, Pass 1-1**
 12/11/23 at Mia Will Levis pass to Nick Westbrook-Ikhine Good

Titans Overall Two-Point Statistics: 38-74 (51.4%)

OPPONENTS

1994 Opponents: 2-2 **Run 2-2, Pass 0-0**
 10/13/94 vs. Cle Tom Tupa Run Good
 12/4/94 vs. Ari Ronald Moore Run Good

1995 Opponents: 0-2 **Run 0-0, Pass 0-2**
 11/26/95 vs. Den John Elway to Shannon Sharpe NG
 12/17/95 vs. NYJ Boomer Esiason to Fred Baxter NG

1996 Opponents: 1-3 **Run 1-1, Pass 0-2**
 9/15/96 vs. Bal Vinny Testaverde pass NG
 11/10/96 at NO Michael Haynes run Good
 10/13/96 at Atl Bobby Hebert pass to Roell Preston NG

1997 Opponents: 0-1 **Run 0-0, Pass 0-1**
 10/5/97 vs. Sea Rick Tuten (kicking form.) bad snap, inc. pass NG

1998 Opponents: 4-5 **Run 0-0, Pass 4-5**
 11/1/98 vs. Pit Kordell Stewart to Charles Johnson Good
 Mike Tomczak to Charles Johnson Good
 Mike Tomczak to Will Blackwell Good
 11/8/98 vs. TB Trent Dilfer to Bert Emanuel NG
 12/26/98 vs. Min Randall Cunningham to Randy Moss Good

1999 Opponents: 4-6 **Run 0-1, Pass 4-5**
 9/12/99 vs. Cin Jeff Blake to Willie Jackson Good
 Ki-Jana Carter run NG
 Jeff Blake to Brian Milne Good
 9/19/99 vs. Cle Tim Couch Pass incomplete NG
 10/17/99 vs. NO B.J. Tolliver to Brett Bech Good
 1/2/00 vs. Pit Mike Tomczak to Hines Ward Good

2000 Opponents: 0-0 **No Attempts**
 None

2001 Opponents: 1-2 **Run 1-1, Pass 0-1**
 10/7/01 vs. Bal Elvis Grbac to Brandon Stokley NG
 12/2/01 vs. Cle Jamel White run Good

2002 Opponents: 3-4 **Run 0-0, Pass 3-4**
 11/3/02 vs. Ind Peyton Manning to Marvin Harrison Good
 11/17/02 vs. Pit Kordell Stewart to Dan Kreider Good
 Antwaan Randle El to Hines Ward Good
 12/1/02 vs. NYG Kerry Collins to Jeremy Shockey NG

2003 Opponents: 0-1 **Run 0-0, Pass 0-1**
 12/14/03 vs. Buf Drew Bledsoe to Bernard Shaw NG

2004 Opponents: 1-2 **Run 0-0, Pass 1-2**
 9/26/04 vs. Jax Byron Leftwich to Reggie Williams Good
 1/2/05 vs. Det Joey Harrington to Roy Williams NG

2005 Opponents: 2-2 **Run 0-0, Pass 2-2**
 10/11/05 vs. Hou David Carr to Corey Bradford Good
 11/27/05 vs. SF Ken Dorsey to Terry Jackson Good

2006 Opponents: 1-2 **Run 0-0, Pass 1-2**
 10/22/06 at Was Mark Brunell to Santana Moss Good
 10/29/06 vs. Hou Sage Rosenfels to Andre Johnson NG

2007 Opponents: 1-1 **Run 0-0, Pass 1-1**
 10/21/07 at Hou Sage Rosenfels to Andre Davis Good



ALL-TIME TWO-POINT CONVERSIONS

OPPONENTS

<p>2008 Opponents: 0-1 Run 0-1, Pass 0-0</p> <p>9/21/08 vs. Hou Aborted kick, Matt Turk run NG</p> <p>2009 Opponents: 1-1 Run 1-1, Pass 0-0</p> <p>9/20/09 vs. Mia Ricky Williams run Good</p> <p>2010 Opponents: 0-2 Run 0-2, Pass 0-0</p> <p>10/31/10 at SD Aborted kick, Kris Brown run NG</p> <p>11/14/10 at Mia Ronnie Brown run NG</p> <p>2011 Opponents: 0-2 Run 0-2, Pass 0-0</p> <p>12/11/11 vs. NO Pierre Thomas run NG</p> <p>1/1/12 at Hou Snap over Jake Delhomme's head, rec. by Ten. NG</p> <p>2012 Opponents: 1-2 Run 0-0, Pass 1-2</p> <p>9/23/12 vs. Det Matthew Stafford pass to Nate Burleson Good</p> <p>12/30/12 vs. Jax Chad Henne pass incomplete NG</p> <p>2013 Opponents: 1-1 Run 1-1, Pass 0-0</p> <p>9/15/13 at Hou Arian Foster run Good</p> <p>2014 Opponents: 0-1 Run 0-0, Pass 0-0</p> <p>12/14/14 vs. NYJ Geno Smith pass incomplete NG</p> <p>2015 Opponents: 0-1 Run 0-0, Pass 0-1</p> <p>12/6/15 vs. Jax Blake Bortles pass incomplete NG</p> <p>2016 Opponents: 1-3 Run 1-2, Pass 0-1</p> <p>10/16/16 vs. Cle Cody Kessler pass incomplete NG</p> <p>10/27/16 vs. Jax Blake Bortles run Good</p> <p>11/13/16 vs. GB James Starks run NG</p> <p>2017 Opponents: 0-2 Run 0-0, Pass 0-2</p> <p>9/17/17 at Jax Blake Bortles pass incomplete NG</p> <p>9/24/17 vs. Sea Russell Wilson pass incomplete NG</p> <p>2018 Opponents: 0-0 No Attempts</p> <p>None</p>	<p>2019 Opponents: 2-4 Run 0-0, Pass 2-4</p> <p>10/27/19 vs. TB Jameis Winston pass incomplete NG</p> <p>Jameis Winston pass to Chris Godwin Good</p> <p>11/24/19 vs. Jax Nick Foles pass to DJ Chark Good</p> <p>Nick Foles pass incomplete NG</p> <p>2020 Opponents: 1-8 Run 0-2, Pass 1-6</p> <p>9/27/20 at Min Kirk Cousins pass to Adam Thielen NG</p> <p>10/13/20 vs. Buf Josh Allen pass to Cole Beasley NG</p> <p>10/18/20 vs. Hou Deshaun Watson pass to Randall Cobb NG</p> <p>11/22/20 at Bal Lamar Jackson pass to J.K. Dobbins Good</p> <p>11/29/20 at Ind Jacoby Brissett run NG</p> <p>Philip Rivers pass to Zach Pascal NG</p> <p>12/27/20 at GB Aaron Jones run NG</p> <p>1/3/21 at Hou Deshaun Watson pass to Chad Hansen NG</p> <p>2021 Opponents: 2-4 Run 0-0, Pass 2-4</p> <p>10/10/21 at Jax Trevor Lawrence pass to Jamal Agnew NG</p> <p>10/18/21 vs Buf Dawson Knox pass to Josh Allen Good</p> <p>11/14/21 vs NO Trevor Siemian pass to Mark Ingram II NG</p> <p>1/9/22 at Hou Davis Mills pass to Danny Amendola Good</p> <p>2022 Opponents: 3-7 Run 1-2, Pass 2-5</p> <p>9/11/22 vs NYG Jamie Gillan run NG</p> <p>Daniel Jones pass to Saquon Barkley Good</p> <p>9/25/22 vs LV Derek Carr pass to Darren Waller NG</p> <p>11/6/22 at KC Patrick Mahomes run Good</p> <p>11/17/22 at KC Aaron Rodgers pass to Aaron Jones Good</p> <p>12/11/22 vs. Jax Trevor Lawrence pass to Christian Kirk NG</p> <p>12/24/22 vs. Hou Davis Mills pass to Amari Rodgers NG</p> <p>2023 Opponents: 1-2 Run 0-0, Pass 1-2</p> <p>9/17/23 vs LAC Justin Herbert pass to Trey Pipkins III Good</p> <p>12/3/23 vs Ind Gardner Minshew II pass to Zack Moss NG</p> <p>Opponents Overall Statistics: 33-74 (44.6%)</p>
---	---

ALL-TIME SHUTOUTS

ALL-TIME DEFENSIVE SHUTOUTS

Date	Opponent	Score
9/9/61	Oakland	55-0
9/10/66	Oakland	31-0
10/16/66	New York	24-0
10/13/68	at Boston	16-0
9/21/75	at New England	7-0
9/12/76	Tampa Bay	20-0
9/18/77	NY Jets	20-0
11/6/77	Chicago	47-0
12/4/80	Pittsburgh	6-0
10/22/89	Pittsburgh	27-0
9/27/92	San Diego	27-0
9/12/93	Kansas City	30-0
1/2/94	NY Jets	24-0
12/17/00	at Cleveland	24-0
12/25/00	Dallas	31-0
12/16/18	at NY Giants	17-0
12/12/21	Jacksonville	20-0

ALL-TIME OPPONENT SHUTOUTS

Date	Opponent	Score
12/4/60	at Dallas	0-24
12/1/63	at San Diego	0-27
10/12/69	at Kansas City	0-24
11/2/69	at Boston	0-24
11/1/70	at St. Louis	0-44
9/19/71	at Cleveland	0-31
10/9/72	Oakland	0-34
11/5/72	at Cleveland	0-20
11/25/73	New England	0-32
11/24/74	Dallas	0-10
12/11/76	Pittsburgh	0-21
9/22/85	at Pittsburgh	0-20
11/10/85	at Buffalo	0-20
12/7/86	at San Diego	0-27
11/26/89	at Kansas City	0-34
11/7/99	at Miami	0-17
12/28/08	at Indianapolis	0-23
10/18/09	at New England	0-59
11/28/10	at Houston	0-20
10/14/18	Baltimore	0-21
10/13/19	at Denver	0-16



GAME-WINNING FIELD GOALS

The franchise has totaled 54 game-winning field goals since 1960, including three playoff game winners. **Rob Bironas** leads the franchise with 11 game-winning field goals, followed by the 10 by former Oiler/Titan **Al Del Greco** (1991-00). Bironas' 60-yard field goal vs. Indianapolis (12/3/06) ranks as the longest game-winning field goal in franchise history. A game-winning field goal is defined as one that was the final score of the game and gave the kicker's team the lead at any time in the fourth quarter or overtime.

Date	Opp.	Kicker	Length	Final Score	Date	Opp.	Kicker	Length	Final Score
10/24/65	Kansas City	Spikes	15	38-36	10/15/06	at Washington	Bironas	30	25-22
10/31/65	at Buffalo	Blanda	8	19-17	11/26/06	N.Y. Giants	Bironas	49	24-21
10/26/69	Denver	Gerela	22	24-21	12/3/06	Indianapolis	Bironas	60	20-17
12/1/74	at Pittsburgh	Butler	34	13-10	12/24/06	at Buffalo	Bironas	30	30-29
9/17/78	San Francisco	Fritsch	19	20-19	10/21/07	at Houston	Bironas	29	38-36
10/1/78	at Cleveland	Fritsch	19	16-13	11/2/08	Green Bay	Bironas	41	19-16*
9/23/79	at Cincinnati	Fritsch	29	30-27*	11/23/09	at Houston	Bironas	53	20-17
10/28/79	N.Y. Jets	Fritsch	35	27-24*	12/20/09	Miami	Bironas	46	27-24*
9/28/80	at Cincinnati	Fritsch	29	13-10	9/23/12	Detroit	Bironas	26	44-41*
12/2/84	Pittsburgh	Cooper	30	23-20*	10/11/12	Pittsburgh	Bironas	40	26-23
11/3/85	Kansas City	Zendejas	38	23-20	12/18/16	at Kansas City	Succop	53	19-17
11/24/85	San Diego	Zendejas	51	37-35	10/22/17	at Cleveland	Succop	47	12-9*
1/3/88	Seattle	Zendejas	42	23-20*	9/16/18	Houston	Succop	31	20-17
9/4/88	at Indianapolis	Zendejas	35	17-14*	9/23/18	at Jacksonville	Succop	28	9-6
11/13/89	Cincinnati	Zendejas	28	26-24	9/14/20	at Denver	Gostkowski	25	16-14
11/10/91	Dallas	Del Greco	23	26-23*	9/20/20	Jacksonville	Gostkowski	49	33-30
9/20/92	Kansas City	Del Greco	39	23-20*	9/27/20	at Minnesota	Gostkowski	55	31-30
12/12/93	Cleveland	Del Greco	25	19-17	1/3/21	at Houston	Sloman	37	41-38
10/6/96	at Cincinnati	Del Greco	49	30-27*	9/19/21	at Seattle	Bullock	36	33-30*
8/31/97	Oakland	Del Greco	33	24-21*	10/31/21	at Indianapolis	Bullock	44	34-31*
12/13/98	at Jacksonville	Del Greco	41	16-13	12/23/21	San Francisco	Bullock	44	20-17
9/12/99	Cincinnati	Del Greco	33	36-35	9/17/23	L.A. Chargers	Folk	41	27-24*
9/10/00	Kansas City	Del Greco	36	17-14*					
11/5/00	Pittsburgh	Del Greco	29	9-7					
12/3/00	at Philadelphia	Del Greco	50	15-13					
10/14/01	Tampa Bay	Nedney	49	31-28*					
10/21/01	at Detroit	Nedney	46	27-24					
12/22/01	at Oakland	Nedney	21	13-10					
12/01/02	at N.Y. Giants	Nedney	38	32-29*					
1/11/03	Pittsburgh	Nedney	26	34-31*					
1/3/04	at Baltimore	Anderson	46	20-17					
12/11/05	Houston	Bironas	21	13-10					

*Overtime games
Playoff games in **bold**

ALL-TIME RETURN TOUCHDOWNS

INTERCEPTION RETURN TOUCHDOWNS

Yards	Player	Date	Opp	Result
99	Cortland Finnegan	9/21/2008	Hou	W, 31-12
98	Darryll Lewis	10/22/1995	@ Chi	L, 32-35
97	Jordan Babineaux	10/2/2011	@ Cle	W, 31-13
95	Willie Alexander	9/25/1977	@ GB	W, 16-10
95	Pete Jaquess	9/19/1964	Oak	W, 42-28
90	Mark Johnston	10/27/1963	KC	W, 28-7
87	Perry Phenix	11/12/2000	Bal	L, 23-24
83	Michael Griffin	12/21/2008	Pit	W, 31-14
83	Adam Jones	12/17/2006	Jax	W, 24-17
81	Samari Rolle	10/30/2000	@ Was	W, 27-21
79	Zach Brown	12/30/2012	Jax	W, 38-20
76	Andrew Adams	10/23/2022	Ind	W, 19-10
76	Vincent Fuller	10/7/2007	Atl	W, 20-13
75	Vernon Perry	1/6/1980	@ Pit *	L, 13-27
73	Eugene Seale	10/4/1987	@ Den	W, 40-10
66	Ken Houston	9/14/1968	@ Mia	W, 24-10
62	Blaine Bishop	11/5/1995	@ Cle	W, 37-10
62	Miller Farr	11/26/1967	NE	W, 27-6
61	Chris Hope	12/17/2006	Jax	W, 24-17
61	Vincent Fuller	9/24/2007	@ NO	W, 31-14
60	Rocky Boiman	9/28/2003	@ Pit	W, 30-13
58	Bubba McDowell	1/3/1993	@ Buf *	L, 38-41
56	Malcolm Butler	12/22/2018	Was	W, 25-16
52	Lamar Lathon	9/8/1991	@ Cin	W, 30-7
52	Miller Farr	12/7/1968	Buf	W, 35-6
52	Reynaldo Hill	10/30/2005	Oak	L, 25-34

Yards	Player	Date	Opp	Result
51	Andre Dyson	10/12/2003	Hou	W, 38-17
51	Ken Houston	10/5/1969	Buf	W, 28-14
51	Miller Farr	10/15/1967	@ NYJ	T, 28-28
51	Zeke Moore	10/20/1969	@ NYJ	L, 17-26
49	Eddie Robinson	11/12/1995	Cin	L, 25-32
49	Colin McCarthy	11/11/2012	@ Mia	W, 37-3
48	Ken Houston	10/31/1971	Cin	W, 10-6
47	Darryll Lewis	9/19/1993	@ SD	L, 17-18
47	Darryll Lewis	11/2/1997	Jax	L, 24-30
45	Benny Nelson	9/19/1964	Oak	W, 42-28
45	Vincent Fuller	12/13/2009	STL	W, 47-7
44	Elijah Molden	12/17/23	Hou	L, 16-19
44	Steve Brown	9/4/1988	@ Ind	W, 17-14
43	Ken Houston	10/15/1967	@ NYJ	T, 28-28
42	Donald Mitchell	10/17/1999	@ NO	W, 24-21
41	Cortland Finnegan	10/24/2010	Phi	W, 37-19
40	Will Witherspoon	12/9/2012	@ Ind	L, 23-27
40	Larry Carwell	11/17/1968	Den	W, 38-17
40	Miller Farr	12/7/1968	Buf	W, 35-6
39	Denard Walker	10/26/1997	@ Ari	W, 41-14
39	Cortland Finnegan	11/8/2009	@ SF	W, 34-27
39	Miller Farr	10/1/1967	Den	W, 10-6
38	Malcolm Butler	9/8/2019	@ Cle	W, 43-13
38	Bo Orlando	12/19/1993	@ Pit	W, 26-17
37	Lamont Thompson	9/11/2004	@ Mia	W, 17-7
36	Cris Dishman	12/4/1994	Ari	L, 12-30
36	Darryll Lewis	9/29/1996	@ Pit	L, 16-30
36	Domingo Bryant	12/18/1988	@ Cle	L, 23-28



ALL-TIME RETURN TOUCHDOWNS

Yards	Player	Date	Opp	Result
35	Ken Houston	12/19/1971	SD	W, 49-33
34	J.C. Wilson	9/30/1979	Cle	W, 31-10
33	Darryll Lewis	10/20/1991	@ Mia	W, 17-13
32	Peter Sirmon	12/22/2002	@ Jax	W, 28-10
31	Roderick Hood	11/15/2009	Buf	W, 41-17
31	Gene Babb	11/11/1962	@ Oak	W, 28-20
30	Zach Brown	12/30/2012	Jax	W, 38-20
30	Richard Johnson	10/14/1990	Cin	W, 48-17
30	Ken Houston	12/23/1967	@ Mia	W, 41-10
29	Ken Houston	12/19/1971	SD	W, 49-33
28	Don Floyd	12/2/1962	Den	W, 34-17
27	Lonnie Marts	11/1/1998	@ Pit	W, 41-31
26	Coty Sensabaugh	9/13/2015	@ TB	W, 42-14
26	Vincent Fuller	11/15/2009	Buf	W, 41-17
26	Bubba McDowell	12/7/1992	Chi	W, 24-7
25	Bob Atkins	12/19/1971	SD	W, 49-33
24	Kevin Byard	11/7/2021	@LAR	W, 28-16
24	Randall Godfrey	10/22/2000	@ Bal	W, 14-6
24	Rich Coady	12/16/2002	NE	W, 24-7
23	Jim Norton	10/22/1967	@ KC	W, 24-19
23	Marqueston Huff	12/7/2014	NYG	L, 7-36
23	Alterraun Verner	9/15/2013	@ Hou	L, 24-30
22	Ken Houston	12/15/1968	NE	W, 45-17
22	Zeke Moore	11/3/1974	@ NYJ	W, 27-22
22	Steve Jackson	10/17/1993	@ NE	W, 28-14
22	Jayon Brown	12/30/2018	Ind	L, 17-33
21	Brad Kassell	9/18/2005	Bal	W, 25-10
20	Chuck Cecil	10/8/1995	@ Min	L, 17-23
17	Ken Houston	12/12/1971	@ Buf	W, 20-14
17	Johnny Baker	9/27/1964	@ Den	W, 38-17
16	Andre Dyson	9/22/2002	Cle	L, 28-31
15	Fred Glick	9/14/1963	Den	W, 20-14
15	Dave Ball	11/27/2008	@ Det	W, 47-10
11	Andre Dyson	11/9/2003	Mia	W, 31-7
9	Logan Ryan	1/4/20	@ NE*	W, 20-14
8	Keith Bulluck	12/25/2000	Dal	W, 31-0
2	Elijah Molden	10/31/2021	@ Ind	W, 34-31
1	Joe Bowden	11/8/1998	@ TB	W, 31-22

Yards	Player	Date	Opp	Result
38	Tom Domres	11/16/1969	@ Den	T, 20-20
34	Gregg Bingham	11/6/1977	Chi	W, 47-0
32	Keith Bulluck	10/19/2003	@ Car	W, 37-17
30	Kevin Byard	10/10/2021	@ Jax	W, 37-19
30	Henry Ford	12/25/2000	Dal	W, 31-0
27	Marcus Robertson	11/23/1997	Buf	W, 31-14
27	Antwan Odom	11/20/2005	Jax	L, 28-31
27	Johnny Peacock	12/6/1969	NYJ	L, 26-34
25	Antwan Odom	9/25/2005	@ STL	L, 27-31
25	Keith Bostic	11/25/1984	@ Cle	L, 10-27
20	Jesse Baker	10/14/1979	@ Bal	W, 28-16
19	Garland Boyette	11/28/1971	Cle	L, 24-37
19	Cris Dishman	10/6/1991	Den	W, 42-14
19	Mike Dumas	9/1/1991	Oak	W, 47-17
16	Keith Bulluck	11/19/2006	@ Phi	W, 31-13
15	Johnny Meads	9/6/1992	Pit	L, 24-29
14	Jevon Kearse	1/2/2000	@ Pit	W, 47-36
14	Bobby Myers	9/9/2001	Mia	L, 23-31
12	Doug Cline	11/12/1961	NE	W, 27-15
12	Joe Bowden	10/18/1998	Cin	W, 44-14
10	William Fuller	11/26/1992	@ Det	W, 24-21
8#	Mike Munchak	9/14/1986	Cle	L, 20-23
8	Ray Childress	11/1/1992	@ Pit	L, 20-21
7	Doug Cline	9/10/1966	Oak	W, 31-0
5	Greg Stemrick	10/9/1977	Pit	W, 27-10
4	Wesley Woodyard	12/24/2017	LAR	L, 23-27
3#	MyCole Pruitt	12/6/2020	Cle	L, 35-41
3	Wesley Woodyard	12/6/2015	Jax	W, 42-39
0#	Treyton Burks	11/27/2022	Cin	L, 16-20
0#	Anthony Firkser	11/21/2021	Hou	L, 13-22
0	DaQuan Jones	1/1/2017	Hou	W, 24-17
0	Karl Klug	9/29/2013	NYJ	W, 38-13
0#	Erron Kinney	12/28/2003	TB	W, 33-13
0	Michael Roan	11/15/1998	Pit	W, 23-14
0	Ray Childress	12/5/1993	Atl	W, 33-17
0	Jeff Donaldson	9/21/1986	@ KC	L, 13-27
0	Mike Reinfeldt	9/19/1982	Sea	W, 23-21
0	Doug Cline	11/26/1961	Den	W, 45-14

* Postseason

Own fumble recovery (all others opponent fumble recoveries)

FUMBLE RETURN TOUCHDOWNS

Yards	Player	Date	Opp	Result
96	C.L. Whittington	10/3/1976	@ NO	W, 31-26
93	Robert Lyles	10/19/1986	@ Cin	L, 28-31
92	Cortland Finnegan	12/17/2006	Jax	W, 24-17
83	Denard Walker	1/2/2000	@ Pit	W, 47-36
80	Marcus Robertson	9/5/1993	@ NO	L, 21-33
77	Jason McCourty	10/13/2013	@ Sea	L, 13-20
72	Alterraun Verner	9/23/2012	Det	W, 44-41
72	Terry Kinard	12/9/1990	Cle	W, 58-14
70	Al Smith	12/8/1991	Pit	W, 31-6
68	Ken Houston	9/26/1971	KC	L, 16-20
66	Zeke Moore	11/13/1977	@ Oak	L, 29-34
63	Desmond King II	11/8/2020	Chi	W, 24-17
62	Jason McCourty	11/30/2014	@ Hou	L, 21-45
61	Keith Bulluck	11/3/2002	@ Ind	W, 23-15
61	Samari Rolle	12/21/2003	@ Hou	W, 27-24
58	Cris Dishman	9/12/1993	KC	W, 30-0
55	Robert Lyles	12/6/1987	SD	W, 33-18
53	Rashaan Evans	11/10/2019	KC	W, 35-32
48	Willie Germany	9/21/1975	@ NE	W, 7-0
46	Jayon Brown	12/8/2019	@ Oak	W, 42-21
43	John Corker	12/14/1980	@ GB	W, 22-3
42	Marcus Robertson	11/27/1997	@ Dal	W, 27-14
41	Johnny Peacock	12/20/1970	@ Dal	L, 10-52
40	Tony Brown	10/29/2006	Hou	W, 28-22
39	Keith Bulluck	1/2/2005	Det	W, 24-19
38	Curley Culp	9/28/1975	SD	W, 33-17
38	Elvin Bethea	10/27/1974	@ Cin	W, 34-21

PUNT RETURN TOUCHDOWNS

Yards	Player	Date	Opp	Result
90	Adam Jones	11/19/2006	@ Phi	W, 31-13
87	Billy Johnson	10/16/1977	Cle	L, 23-24
87	Marc Mariani	11/21/2010	Was	L, 16-19
83	Billy Johnson	11/16/1975	Mia	W, 20-19
82	Bobby Jancik	12/20/1964	Den	W, 34-15
81	Adam Jones	12/31/2006	NE	L, 23-40
81	Darius Reynaud	12/30/2012	Jax	W, 38-20
79	Marc Mariani	11/13/2011	@ Car	W, 30-3
78	Ernest Givins	12/11/1994	Sea	L, 14-16
72	Billy Johnson	12/11/1977	@ Cle	W, 19-15
69	Darius Reynaud	12/30/2012	Jax	W, 38-20
69	Ronnie Coleman	10/24/1976	Cin	L, 7-27
69	Derrick Mason	10/30/2000	@ Was	W, 27-21
65	Tommie Campbell	9/23/2012	Det	W, 44-41
65	Derrick Mason	11/28/1999	@ Cle	W, 33-21
63	Billy Johnson	10/5/1975	Cin	L, 19-21
58	Justin McCareins	11/23/2003	@ Atl	W, 38-31
53	Adam Jones	10/29/2006	Hou	W, 28-22
52	Billy Johnson	10/26/1975	Det	W, 24-8
52	Adam Jones	12/11/2005	Hou	W, 13-10
23	Don Floyd	12/13/1964	NYJ	W, 33-17

KICKOFF RETURN TOUCHDOWNS

Yards	Player	Date	Opp	Result
105	Darius Reynaud	9/23/2012	Det	W, 44-41



ALL-TIME RETURN TOUCHDOWNS

Yards	Player	Date	Opp	Result
104	Ken Hall	10/23/1960	@ NYJ	W, 42-28
103	Bob Gresham	9/23/1973	@ Cin	L, 10-24
101	Derrick Mason	11/18/2001	@ Cin	W, 20-7
98	Marc Mariani	10/3/2010	Den	L, 20-26
97	Carl Roaches	9/18/1983	Pit	L, 28-40
96	Carl Roaches	10/4/1981	Cin	W, 17-10
95	Willie Tullis	9/6/1981	@ LAR	W, 27-20
94	Darius Jennings	9/9/2018	@ Mia	L, 20-27
93	Steve Brown	12/11/1983	Cle	W, 34-27
93	Ode Burrell	11/29/1964	NE	L, 17-34
92	Zeke Moore	10/22/1967	@ KC	W, 24-19
90	Lorenzo White	12/4/1988	Pit	L, 34-37
88	Billy Cannon	12/18/1960	NE	W, 37-21
84	Tommie Campbell	11/27/2011	TB	W, 23-17
81	Billy Johnson	10/12/1975	@ Cle	W, 40-10
80	Derrick Mason	1/23/2000	@ Jax *	W, 33-14
75	Billy Johnson	11/6/1977	Chi	W, 47-0
75	Kevin Dyson	1/8/2000	Buf *	W, 22-16
42	A.J. Brown	11/29/2020	@ Ind	W, 45-26

Yards	Player	Date	Opp	Result
7	Cris Dishman	9/24/1989	Buf	L, 41-47
0	Norm Evans	11/28/1965	@ KC	L, 21-52
0	Larry Onesti	12/18/1965	@ NE	L, 14-42
0	Ward Walsh	10/15/1972	@ Pit	L, 7-24
0	Eugene Seale	11/13/1989	Cin	W, 26-24
0	Bubba McDowell	10/6/1991	Den	W, 42-14
0	Keith Bulluck	9/14/2008	@ Cin	W, 24-7
0	Patrick Bailey	10/30/2011	Ind	W, 27-10

BLOCKED/MISSED FIELD GOALS RETURNED FOR TOUCHDOWNS

Yards	Player	Date	Opp	Result
71	Ken Houston	10/15/1967	@ NYJ	T, 28-28
69	Donald Mitchell	10/21/2001	@ Det	W, 27-24
63	Tye Smith	12/1/2019	@ Ind	W, 31-17
62	Mark Johnston	11/26/1961	Den	W, 45-14
58	Tony Banfield	12/9/1962	Oak	W, 32-17

* Postseason

BLOCKED PUNTS RETURNED FOR TOUCHDOWNS

Yards	Player	Date	Opp	Result
26	Donald Mitchell	10/7/2001	@ Bal	L, 7-26
20	Mike Akiu	10/27/1985	@ STL	W, 20-10
14	Larry Eaglin	10/7/1973	LAR	L, 26-31
10	Cris Dishman	10/2/1988	@ Phi	L, 23-32

TOP PERFORMANCES: 100-YARD RUSHING GAMES

Yards	Player	Date	Opp	Att	Avg	TD
250	Derrick Henry	01/03/21	Hou	34	7.4	2
238	Derrick Henry	12/06/18	Jac	17	14.0	4
228	Chris Johnson	11/01/09	Jac	24	9.5	2
219	Derrick Henry	10/30/22	Hou	32	6.8	2
216	Billy Cannon	12/10/61	NYT	25	8.6	3
216	Eddie George	08/31/97	Oak	35	6.2	1
215	Derrick Henry	12/13/20	Jax	26	8.3	2
212	Derrick Henry	10/18/20	Hou	22	9.6	2
211	Derrick Henry	12/29/19	Hou	32	6.6	3
206	Earl Campbell	11/16/80	Chi	31	6.6	0
203	Earl Campbell	10/19/80	TB	33	6.2	0
203	Earl Campbell	12/21/80	Min	29	7.0	1
202	Earl Campbell	10/26/80	Cin	27	7.5	2
199	Earl Campbell	11/20/78	Mia	28	7.1	4
199	Eddie George	12/09/99	Oak	28	7.1	2
197	Chris Johnson	09/20/09	Hou	16	12.3	2
195	Earl Campbell	11/22/79	Dal	33	5.9	2
195	Chris Johnson	10/21/12	Buf	18	10.8	2
194	Gary Brown	11/21/93	Cle	34	5.7	1
190	Chris Johnson	11/27/11	TB	23	8.3	0
188	Derrick Henry	11/10/19	KC	23	8.2	2
186	Earl Campbell	10/11/81	Sea	39	4.8	2
183	Hoyle Granger	12/04/66	SD	19	9.6	0
182	Earl Campbell	10/04/81	Cin	37	4.9	1
182	Derrick Henry	09/19/21	Sea	35	5.2	3
181	Earl Campbell	12/14/80	GB	36	5.0	2
181	Eddie George	10/08/00	Cin	36	5.0	1
179	Sid Blanks	12/13/64	NYJ	21	8.5	3
178	Earl Campbell	10/12/80	KC	38	4.7	1
178	Derrick Henry	11/29/20	Ind	27	6.6	3
178	Travis Henry	10/15/06	Was	32	5.6	1
176	Eddie George	12/17/00	Cle	34	5.2	3
175	Chris Brown	09/09/07	Jac	19	9.2	0

Yards	Player	Date	Opp	Att	Avg	TD
170	Derrick Henry	12/16/18	NYG	33	5.2	2
168	Chris Johnson	10/19/08	KC	18	9.3	1
167	Eddie George	10/16/00	Jac	29	5.8	1
166	Gary Brown	11/14/93	Cin	26	6.4	1
166	Earl Campbell	09/02/79	Was	32	5.2	2
160	Hoyle Granger	12/23/67	Mia	21	7.6	1
159	Derrick Henry	11/24/19	Jax	19	8.5	2
158	Earl Campbell	09/23/79	Cin	34	4.6	1
157	Earl Campbell	11/02/80	Den	36	4.4	2
157	Derrick Henry	10/03/21	NYJ	33	4.8	1
156	Lorenzo White	11/21/94	NYG	27	5.8	0
155	Eddie George	10/17/99	NO	28	5.5	0
154	Chris Johnson	11/29/09	Ari	18	8.6	1
153	Eddie George	11/01/98	Pit	34	4.5	1
153	Derrick Henry	01/07/24	Jax	19	8.1	1
153	Chris Johnson	12/04/11	Buf	23	6.7	2
152	Chris Brown	09/19/04	Ind	26	5.8	1
152	Eddie George	10/06/96	Cin	26	5.8	1
151	Chris Johnson	11/23/09	Hou	29	5.2	0
150	Chris Johnson	11/03/13	StL	23	6.5	2
150	Mike Rozier	09/20/87	Buf	29	5.2	1
149	Derrick Henry	12/01/19	Ind	26	5.7	1
149	Earl Campbell	10/14/79	Bal	22	6.8	3
149	Rob Carpenter	11/27/77	KC	14	10.6	0
149	LenDale White	10/19/08	KC	17	8.8	3
149	Lorenzo White	10/11/92	Cin	25	6.0	0
148	Chris Brown	10/11/04	GB	27	5.5	2
147	Chris Brown	10/31/04	Cin	32	4.6	1
147	Derrick Henry	12/20/20	Det	24	6.1	1
145	Billy Cannon	12/17/61	Oak	21	6.9	1
144	Allen Pinkett	09/01/91	LAA	26	5.5	1
144	Mike Rozier	10/25/87	Atl	29	5.0	1
143	Joe Dawkins	11/22/70	Cle	22	6.5	2



TOP PERFORMANCES: 100-YARD RUSHING GAMES

Yards	Player	Date	Opp	Att	Avg	TD	Yards	Player	Date	Opp	Att	Avg	TD
143	Eddie George	09/08/96	Jac	17	8.4	1	121	Eddie George	10/11/98	Bal	30	4.0	0
143	Derrick Henry	10/18/21	Buf	20	7.2	3	121	Derrick Henry	12/11/22	Jax	17	7.1	1
143	Travis Henry	11/19/06	Phi	18	7.9	1	121	Herman Hunter	10/11/87	Cle	28	4.3	0
142	Earl Campbell	09/19/82	Sea	30	4.7	1	121	DeMarco Murray	10/09/16	Mia	27	4.5	0
142	Earl Campbell	09/25/83	Buf	30	4.7	1	120	Earl Campbell	11/05/79	Mia	32	3.8	0
142	Ronnie Coleman	09/12/76	TB	25	5.7	0	120	Rob Carpenter	11/13/77	Oak	19	6.3	0
142	Hoyle Granger	11/12/67	Den	22	6.5	0	119	Derrick Henry	9/27/20	Min	26	4.6	2
142	Skip Hicks	12/16/01	GB	17	8.4	1	119	Fred Willis	11/12/72	Phi	21	5.7	0
142	Chris Johnson	12/25/09	SD	21	6.8	1	118	Billy Cannon	11/05/61	Den	11	10.7	1
142	Chris Johnson	09/12/10	Oak	27	5.3	2	117	Chris Johnson	11/14/10	Mia	17	6.9	1
142	Charley Tolar	09/23/62	SD	18	7.9	1	117	Chris Johnson	12/13/09	StL	28	4.2	2
141	Woody Campbell	12/03/67	Mia	18	7.8	1	117	Larry Moriarty	11/11/84	KC	29	4.0	0
141	Eddie George	12/01/96	NYJ	28	5.0	2	116	Eddie George	10/05/97	Sea	26	4.5	0
141	Mike Rozier	10/09/88	KC	27	5.2	0	116	Derrick Henry	09/14/20	Den	31	3.7	0
141	Chris Johnson	09/30/12	Hou	25	5.6	0	116	Lorenzo White	12/09/90	Cle	18	6.4	4
141	Chris Johnson	11/04/12	Chi	16	8.8	1	116	Lorenzo White	12/07/92	Chi	21	5.5	1
139	Hoyle Granger	12/14/69	BPA	25	5.6	0	115	Derrick Henry	11/06/22	KC	17	6.8	2
138	Earl Campbell	12/04/83	Mia	28	4.9	1	115	Eddie George	11/23/03	Atl	26	4.4	1
138	Hoyle Granger	10/01/67	Den	20	6.9	0	115	DeMarco Murray	09/24/17	Sea	14	8.2	1
138	Larry Moriarty	11/18/84	NYJ	23	6.0	1	115	Lorenzo White	12/03/89	Pit	23	5.0	1
137	Earl Campbell	09/03/78	Atl	15	9.1	1	114	Gary Brown	12/25/93	SF	19	6.0	0
137	Eddie George	10/25/98	Chi	21	6.5	0	114	Rob Carpenter	09/21/80	Bal	24	4.8	1
136	Chris Johnson	12/07/08	Cle	19	7.2	1	114	Ronnie Coleman	10/23/77	Pit	26	4.4	0
135	Travis Henry	12/24/06	Buf	25	5.4	0	114	Derrick Henry	10/02/22	Ind	22	5.2	1
135	Chris Johnson	11/08/09	SF	25	5.4	2	114	DeMarco Murray	09/25/16	Oak	16	7.1	1
134	Earl Campbell	12/16/79	Phi	16	8.4	1	114	Dave Smith	10/14/62	NYT	20	5.7	1
134	Eddie George	11/19/00	Cle	36	3.7	3	113	Eddie George	11/28/99	Cle	26	4.3	2
134	Eddie George	11/08/98	TB	27	5.0	1	113	Eddie George	10/13/02	Jac	31	3.6	1
134	Chris Johnson	01/03/10	Sea	36	3.7	2	113	Derrick Henry	09/26/21	Ind	28	4.0	0
133	Derrick Henry	11/22/20	Bal	28	4.8	1	113	Chris Johnson	12/06/09	Ind	27	4.2	0
133	LenDale White	10/28/07	Oak	25	5.3	0	113	LenDale White	12/09/07	SD	30	3.8	1
132	D'Onta Foreman	01/02/22	Mia	26	5.1	1	112	Ode Burrell	11/28/65	KC	14	8.0	2
132	Chris Johnson	11/15/09	Buf	26	5.1	2	112	Earl Campbell	11/18/79	Cin	19	5.9	2
131	Derrick Henry	10/16/17	Ind	19	6.9	1	112	Ronnie Coleman	09/28/75	SD	16	7.0	1
131	Dontrell Hilliard	11/28/21	NE	12	10.9	1	112	Derrick Henry	11/01/20	Cin	18	6.2	1
131	Chris Johnson	10/10/10	Dal	19	6.9	2	112	Mike Rozier	11/15/87	Pit	29	3.9	0
131	Earl Campbell	09/16/79	KC	32	4.1	1	112	Marcus Mariota	12/6/15	Jax	9	12.4	1
130	Earl Campbell	11/10/80	NE	30	4.3	2	111	Hoyle Granger	12/03/67	Mia	25	4.4	1
130	Earl Campbell	12/11/83	Cle	32	4.1	1	111	Chris Johnson	10/18/10	Jax	26	4.3	1
130	Earl Campbell	10/16/83	Min	29	4.5	1	111	Chris Johnson	12/09/10	Hou	22	5.0	1
130	Eddie George	12/30/01	Cle	26	5.0	2	110	Ronnie Coleman	10/12/75	Cle	14	7.9	0
130	Derrick Henry	10/10/21	Jax	29	4.5	3	110	Eddie George	11/27/97	Dal	34	3.2	0
130	Chris Johnson	11/13/11	Car	27	4.8	1	110	Charley Tolar	11/04/62	DLT	24	4.6	0
130	Chris Johnson	12/19/10	Hou	24	5.4	1	109	Gary Brown	12/12/93	Cle	23	4.7	0
130	Chris Johnson	11/21/10	Was	21	6.2	0	109	Earl Campbell	12/10/79	Pit	33	3.3	0
129	Eddie George	12/14/97	Bal	26	5.0	0	109	Earl Campbell	11/30/80	Cle	27	4.0	1
128	Derrick Henry	10/23/22	Ind	30	4.3	0	109	D'Onta Foreman	11/28/21	NE	19	5.7	0
128	Chris Johnson	10/18/09	NE	17	7.5	0	109	Eddie George	10/13/96	Atl	23	4.7	0
127	Sid Blanks	09/19/64	Oak	6	21.2	0	109	Derrick Henry	01/07/23	Jax	30	3.6	0
127	Chris Johnson	12/29/13	Hou	27	4.7	1	109	Derrick Henry	12/03/17	Hou	11	9.9	1
126	Derrick Henry	12/24/22	Hou	23	5.5	1	109	Chris Johnson	09/14/08	Cin	19	5.7	0
126	Mike Rozier	12/11/88	Cin	22	5.7	3	109	Charley Tolar	09/09/62	Buf	17	6.4	1
126	Chris Johnson	11/11/12	Mia	23	5.5	1	108	Earl Campbell	12/02/79	Cle	22	4.9	1
125	Chris Johnson	09/26/10	NYG	32	3.9	2	108	D'Onta Foreman	12/19/21	Pit	22	4.9	0
125	Eddie George	10/01/00	NYG	35	3.6	1	108	Rodney Thomas	11/05/95	Cle	17	6.4	0
125	Eddie George	10/19/97	Was	31	4.0	2	107	Earl Campbell	11/11/79	Oak	32	3.3	1
125	Chris Johnson	11/27/08	Det	16	7.8	2	107	Earl Campbell	09/10/78	KC	22	4.9	2
125	Lorenzo White	11/26/90	Buf	18	6.9	1	107	Earl Campbell	11/13/83	Det	28	3.8	0
124	Hoyle Granger	11/26/67	BPA	22	5.6	1	107	Eddie George	10/18/98	Cin	25	4.3	0
123	Earl Campbell	09/04/83	GB	27	4.6	3	107	Hoyle Granger	12/16/67	SD	27	4.0	1
123	Ronnie Coleman	09/15/74	SD	21	5.9	0	107	Don Hardeman	09/28/75	SD	27	4.0	1
123	Eddie George	11/14/99	Cin	29	4.2	2	107	Travis Henry	11/12/06	Bal	27	4.0	1
123	Travis Henry	10/08/06	Ind	19	6.5	0	107	Roy Hopkins	10/26/69	Den	14	7.6	2
123	DeMarco Murray	10/27/16	Jax	21	5.9	1	107	DeMarco Murray	10/23/16	Ind	25	4.3	1
123	DeMarco Murray	11/13/16	GB	17	7.2	1	107	Dave Smith	10/30/60	Buf	12	8.9	0
122	Earl Campbell	09/06/81	LAN	27	4.5	0	107	Charley Tolar	12/15/62	NYT	29	3.7	1
122	Earl Campbell	11/26/78	Cin	27	4.5	0	106	Earl Campbell	09/15/80	Cle	18	5.9	0
122	Eddie George	11/09/97	NYG	32	3.8	1	106	Eddie George	10/27/02	Cin	21	5.0	0
122	Derrick Henry	10/01/23	Cin	22	5.5	1	106	Eddie George	09/07/97	Mia	23	4.6	1
122	Mike Rozier	11/29/87	Ind	26	4.7	0	106	Eddie George	10/12/97	Cin	30	3.5	0
122	Chris Johnson	12/17/12	NYJ	21	5.8	1	106	LenDale White	11/27/08	Det	23	4.6	2



TOP PERFORMANCES: 100-YARD RUSHING GAMES

Yards	Player	Date	Opp	Att	Avg	TD	Yards	Player	Date	Opp	Att	Avg	TD
105	Earl Campbell	10/15/78	Buf	19	5.5	0	101	Gary Brown	09/03/95	Jac	29	3.5	0
105	Billy Cannon	11/06/60	Den	16	6.6	0	101	Earl Campbell	10/09/83	Den	19	5.3	1
105	Charley Tolar	11/11/62	Oak	28	3.8	1	101	Woody Campbell	11/12/67	Den	16	6.3	1
104	Chris Brown	12/05/04	Ind	19	5.5	0	101	Ronnie Coleman	11/27/77	KC	15	6.7	0
104	Earl Campbell	10/08/78	Oak	25	4.2	0	101	Eddie George	12/03/00	Phi	32	3.2	0
104	Hoyle Granger	11/09/69	Cin	15	6.9	0	101	Eddie George	12/16/02	NE	31	3.3	0
104	Hoyle Granger	12/15/68	BPA	18	5.8	2	101	Hoyle Granger	09/09/67	KC	13	7.8	1
104	Derrick Henry	12/18/22	LAC	21	5.0	1	101	Derrick Henry	10/29/23	Atl	22	4.6	0
104	Chris Johnson	12/20/09	Mia	29	3.6	0	101	Chris Johnson	10/02/11	Cle	23	4.4	0
104	Dave Smith	09/11/60	Oak	19	5.5	1	101	Allen Pinkett	09/08/91	Cin	21	4.8	1
104	Rodney Thomas	11/26/95	Den	13	8.0	1	101	Charley Tolar	09/09/61	Oak	18	5.6	1
104	LenDale White	10/21/07	Hou	27	3.9	1	101	Butch Woolfolk	11/03/85	KC	14	7.2	1
103	Derrick Henry	11/12/20	Ind	19	5.4	0	100	Chris Brown	09/11/04	Mia	16	6.3	0
103	Derrick Henry	12/08/19	Oak	18	5.7	2	100	Gary Brown	12/19/93	Pit	20	5.0	0
103	Billy Cannon	12/15/62	NYT	9	11.4	1	100	Eddie George	09/21/03	NO	29	3.4	1
103	Mike Rozier	12/27/87	Cin	20	5.2	0	100	Eddie George	09/20/98	NE	23	4.3	0
103	LenDale White	12/23/07	NYJ	23	4.5	0	100	Derrick Henry	09/29/19	Atl	27	3.7	0
102	Derrick Henry	12/3/23	Ind	21	4.9	2	100	Paul Robinson	12/16/73	Cin	20	5.0	1
102	Derrick Henry	10/9/22	Was	28	3.6	2	100	Mike Rozier	09/04/88	Ind	25	4.0	1
102	Earl Campbell	10/29/78	Cin	18	5.7	0	100	LenDale White	11/04/07	Car	31	3.2	1
102	Eddie George	12/26/99	Jac	26	3.9	0	100	Lorenzo White	09/06/92	Pit	13	7.7	0
102	Eddie George	12/29/02	Hou	25	4.1	1							
102	Travis Henry	12/31/06	NE	21	4.9	0							
102	Larry Moriarty	12/09/84	LAN	24	4.3	1							
101	Chris Brown	09/26/04	Jac	23	4.4	1							

TOP PERFORMANCES: 300-YARD PASSING GAMES

Yards	Player	Date	Opp	Att	Cmp	Pct	TD	Int	Rate	Yards	Player	Date	Opp	Att	Cmp	Pct	TD	Int	Rate
527	Warren Moon	12/16/90	KC	45	27	60.0	3	0	123.1	350	Matt Hasselbeck	12/24/11	Jac	40	24	60.0	1	2	76.0
492	Billy Volek	12/19/04	Oak	60	40	66.7	4	1	107.1	348	Archie Manning	09/04/83	GB	34	22	64.7	1	2	83.9
464	George Blanda	10/29/61	Buf	32	18	56.3	4	4	101.0	347	Ryan Tannehill	09/19/21	Sea	40	27	67.5	0	0	94.5
457	Jacky Lee	10/13/61	BPA	41	27	65.9	2	2	99.3	345	Zach Mettenberger	11/23/14	Phi	39	20	51.3	2	1	88.1
432	Warren Moon	11/10/91	Dal	56	41	73.2	0	0	95.2	345	Warren Moon	11/05/89	Det	38	30	78.9	2	1	111.1
426	Billy Volek	12/13/04	KC	43	29	67.4	4	0	130.6	344	Marcus Mariota	09/30/18	Phi	43	30	69.8	2	1	99.4
423	Warren Moon	10/13/91	NYJ	50	35	70.0	2	2	92.3	343	Steve McNair	11/27/05	SF	41	23	56.1	3	1	97.9
421	Steve McNair	10/12/03	Hou	27	18	66.7	3	0	146.8	343	Warren Moon	11/04/90	LAN	43	26	60.5	1	2	74.1
418	George Blanda	11/19/61	NYT	32	20	62.5	7	1	132.8	342	George Blanda	12/22/63	Oak	32	20	62.5	5	2	112.2
414	Warren Moon	12/23/89	Cle	51	32	62.7	2	1	93.1	342	Warren Moon	10/25/92	Cin	40	27	67.5	2	1	100.2
413	Pete Beathard	09/09/68	KC	48	23	47.9	2	3	65.7	342	Warren Moon	12/05/93	Atl	42	24	57.1	1	0	91.6
402	Ryan Fitzpatrick	12/15/13	Ari	58	36	62.1	4	2	91.3	341	Steve McNair	09/12/99	Cin	32	21	65.6	3	1	119.4
399	Warren Moon	11/17/91	Cle	44	31	70.5	3	1	111.8	340	Lynn Dickey	11/04/73	Bal	32	22	68.8	3	2	108.9
398	Steve McNair	09/29/02	Oak	46	32	69.6	2	4	74.4	339	Warren Moon	12/15/85	Cle	48	22	45.8	2	2	66.2
398	Warren Moon	10/05/86	Det	38	21	55.3	1	3	67.7	338	Pete Beathard	11/16/69	Den	41	20	48.8	1	1	75.1
397	Warren Moon	09/09/90	Atl	52	31	59.6	4	2	93.2	338	Cody Carlson	11/26/92	Det	33	24	72.7	1	2	90.2
393	George Blanda	11/01/64	Buf	68	37	54.4	1	3	58.0	338	Warren Moon	09/24/89	Buf	42	28	66.7	1	2	79.3
391	Ryan Tannehill	12/08/19	Oak	27	21	77.8	3	1	140.4	334	Steve McNair	11/25/01	Pit	37	23	62.2	2	2	87.0
389	Ryan Tannehill	12/06/20	Cle	45	29	64.4	3	1	104.8	334	Steve McNair	12/01/02	NYG	43	30	69.8	3	0	115.8
388	Ken Stabler	11/23/80	NYJ	51	33	64.7	4	4	81.2	334	Warren Moon	10/06/91	Den	31	19	61.3	2	1	106.1
387	Vince Young	11/29/09	Ari	43	27	62.8	1	0	99.7	334	Billy Volek	11/14/04	Chi	44	27	61.4	2	1	90.5
386	George Blanda	09/16/62	BPA	36	20	55.6	3	4	81.3	333	Ryan Tannehill	11/17/22	GB	27	22	81.5	2	1	127.3
381	Warren Moon	10/28/90	NYJ	43	30	69.8	1	0	104.9	331	Jacky Lee	11/25/60	BPA	38	21	55.3	1	0	93.2
378	Jake Locker	09/23/12	Det	42	29	69.0	2	0	113.0	331	Ryan Tannehill	11/03/19	Car	39	27	69.2	1	2	82.3
377	Gifford Nielsen	12/20/81	Pit	37	24	64.9	3	2	103.1	330	Cody Carlson	12/13/92	GB	36	25	69.4	0	2	75.0
371	Marcus Mariota	11/08/15	NO	39	28	71.8	4	0	135.7	330	Warren Moon	12/08/85	NYG	47	26	55.3	2	2	73.9
369	Warren Moon	10/14/90	Cin	33	21	63.6	5	1	128.7	330	Warren Moon	09/06/92	Pit	45	29	64.4	2	5	61.6
369	Warren Moon	11/07/93	Sea	55	36	65.5	2	2	81.6	329	Dan Pastorini	10/17/76	SD	39	25	64.1	3	1	105.6
367	Marcus Mariota	09/27/15	Ind	44	27	61.4	2	2	84.2	329	Don Trull	11/13/66	BPA	45	23	51.1	3	0	97.4
366	George Blanda	11/13/60	LAC	55	31	56.4	3	4	64.7	328	George Blanda	11/06/64	BPA	44	20	45.5	2	1	76.7
366	Ryan Tannehill	10/18/20	Hou	41	30	73.2	4	1	122.6	327	Will Levis	12/11/23	Mia	38	23	60.5	1	1	86.2
365	Warren Moon	09/09/84	Ind	43	23	53.5	0	0	82.0	327	Warren Moon	11/29/87	Ind	44	24	54.5	3	2	82.3
364	Warren Moon	12/22/85	Ind	40	22	55.0	2	2	81.7	326	Jake Locker	10/20/13	SF	41	25	61.0	2	1	92.1
361	Warren Moon	09/13/92	Ind	39	29	74.4	2	0	119.7	324	Warren Moon	11/24/91	Pit	48	24	50.0	2	5	46.2
360	Steve McNair	10/05/03	NE	45	23	51.1	0	1	68.8	323	Ryan Tannehill	11/21/21	Hou	52	35	67.3	1	4	58.4
358	Matt Hasselbeck	09/18/11	Bal	42	30	71.4	1	1	95.1	322	Warren Moon	11/18/90	Cle	32	24	75.0	5	0	146.1
356	Warren Moon	10/21/84	SF	33	25	75.8	2	2	105.1	321	Warren Moon	10/18/92	Den	39	23	59.0	2	1	91.9
355	Warren Moon	09/30/90	SD	46	27	58.7	2	1	88.6	321	Ryan Tannehill	09/27/20	Min	37	23	62.2	0	1	78.8
355	Neil O'Donnell	10/03/99	SF	40	20	50.0	2	1	87.0	320	Ryan Fitzpatrick	11/24/13	Oak	42	30	71.4	2	0	109.2
354	Dan Pastorini	10/20/74	StL	40	26	65.0	1	0	101.5	317	Warren Moon	10/15/89	Chi	26	16	61.5	2	2	97.8
352	Chris Chandler	09/24/95	Cin	26	23	88.5	4	0	158.3	315	Warren Moon	09/08/91	Cin	37	22	59.5	1	1	84.9
351	George Blanda	12/03/61	SD	33	20	60.6	4	1	123.9	315	Jerry Rhome	12/13/70	Cin	54	27	50.0	2	2	65.0
350	George Blanda	12/17/61	Oak	31	18	58.1	4	2	110.2	314	Pete Beathard	10/20/69	NYJ	47	23	48.9	1	3	51.2



TOP PERFORMANCES: 300-YARD PASSING GAMES

Yards	Player	Date	Opp	Att	Cmp	Pct	TD	Int	Rate
313	Marcus Mariota	11/06/16	SD	43	27	62.8	3	2	88.6
312	George Blanda	10/25/64	SD	37	22	59.5	1	2	73.3
312	Ryan Tannehill	10/20/19	LAC	29	23	79.3	2	1	120.1
311	Matt Hasselbeck	09/25/11	Den	36	27	75.0	2	0	119.1
310	Steve McNair	12/18/05	Sea	38	23	60.5	2	0	104.1
310	Warren Moon	11/09/86	Cin	44	25	56.8	1	0	86.4
310	Warren Moon	09/26/93	LAN	42	19	45.2	1	2	58.6
310	Warren Moon	09/13/87	LAN	43	21	48.8	2	2	68.9
310	Neil O'Donnell	09/19/99	Cle	40	31	77.5	1	0	107.3
309	Jake Locker	12/02/12	Hou	45	21	46.7	1	3	49.2
308	George Blanda	09/22/63	NYJ	37	25	67.6	1	2	79.6
308	George Blanda	11/07/65	Oak	60	27	45.0	2	3	51.3
308	Steve McNair	12/08/96	Jac	37	24	64.9	1	1	88.6
308	Warren Moon	09/23/90	Ind	39	29	74.4	3	1	111.9
306	Marcus Mariota	11/16/17	Pit	33	22	66.7	1	4	66.8
306	Marcus Mariota	10/16/17	Ind	32	23	71.9	1	1	99.2
306	Warren Moon	12/16/84	Cle	31	19	61.3	0	0	94.3
305	Vince Young	11/19/07	Den	41	26	63.4	1	2	73.7
304	George Blanda	10/24/65	KC	33	19	57.6	5	0	128.0

Yards	Player	Date	Opp	Att	Cmp	Pct	TD	Int	Rate
304	Marcus Mariota	09/19/19	Jax	40	23	57.5	0	0	81.7
304	Warren Moon	10/26/86	LAA	46	18	39.1	0	4	26.0
303	George Blanda	09/25/66	Buf	54	23	42.6	2	5	34.7
303	Marcus Mariota	11/26/18	Hou	23	22	95.7	2	0	147.7
303	Warren Moon	12/02/84	Pit	45	27	60.0	1	3	59.8
302	Steve McNair	12/09/01	Min	33	25	75.8	2	0	123.5
300	George Blanda	10/02/66	Den	37	15	40.5	5	2	86.7
300	Archie Manning	09/18/83	Pit	35	16	45.7	1	4	45.8
300	Warren Moon	11/26/90	Buf	22	16	72.7	2	0	145.1
300	Kerry Collins	01/02/11	Ind	39	28	71.8	2	0	111.1

TOP PERFORMANCES: 100-YARD RECEIVING GAMES

Yards	Player	Date	Opp	Rec	Avg	TD
272	Charlie Hennigan	10/13/61	BPA	13	20.9	1
245	Haywood Jeffires	12/16/90	KC	9	27.2	1
233	Drew Bennett	12/13/04	KC	12	19.4	3
232	Charlie Hennigan	10/29/61	Buf	9	25.8	2
225	Kenny Britt	10/24/10	Phi	7	32.1	3
214	Charlie Hennigan	12/03/61	SD	10	21.4	3
210	Drew Hill	12/22/85	Ind	9	23.3	2
202	Charlie Hennigan	09/16/62	BPA	8	25.3	2
197	Tim Smith	09/04/83	GB	8	24.6	1
188	Charlie Hennigan	09/27/64	Den	11	17.1	0
186	Charlie Hennigan	09/22/63	NYJ	9	20.7	1
186	Haywood Jeffires	10/13/91	NYJ	13	14.3	0
186	Derrick Mason	01/06/02	Cin	9	20.7	2
185	Drew Hill	11/09/86	Cin	10	18.5	0
182	Corey Davis	12/06/20	Cle	11	16.5	1
182	Charley Frazier	09/19/65	BPA	6	30.3	2
182	Bill Groman	11/20/60	Den	3	60.7	2
181	Charlie Hennigan	11/29/64	BPA	12	15.1	0
180	Ken Burrough	11/06/77	Chi	6	30.0	2
179	Mike Montgomery	10/20/74	StL	9	19.9	1
177	Ken Burrough	11/02/75	KC	7	25.3	2
177	Derrick Mason	10/12/03	Hou	6	29.5	3
171	Bill Groman	11/25/60	BPA	9	19.0	1
169	Jared Cook (TE)	12/24/11	Jac	8	21.1	1
167	Tim Smith	12/16/84	Cle	7	23.9	0
162	Kevin Dyson	09/12/99	Cin	9	18.0	2
161	Corey Davis	09/30/18	Phi	9	17.9	1
160	Drew Bennett	12/19/04	Oak	13	12.3	2
160	Charlie Hennigan	11/01/64	Buf	12	13.3	0
159	Tim Smith	09/16/84	SD	5	31.8	1
158	Charley Frazier	11/13/66	BPA	6	26.3	2
156	Ernest Givins	11/16/86	Pit	8	19.5	1
155	A.J. Brown	10/31/21	Ind	10	15.5	1
155	Delanie Walker (TE)	11/23/14	Phi	5	31.0	0
155	Ernest Givins	10/05/86	Det	5	31.0	0
155	Bill Groman	11/06/60	Den	7	22.1	2
154	Charley Frazier	10/02/66	Den	5	30.8	3
153	A.J. Brown	10/25/20	Pit	6	25.5	1
153	A.J. Brown	12/08/19	Oak	5	30.6	2
152	Bill Groman	11/19/61	NYT	5	30.4	3
151	A.J. Brown	01/03/21	Hou	10	15.1	1
151	Ernest Givins	10/06/91	Den	5	30.2	0
150	Dave Casper (TE)	11/30/80	Cle	7	21.4	1
150	Bill Groman	12/18/60	BPA	7	21.4	0
150	Jerry LeVias	11/16/69	Den	7	21.4	1
150	Tim Smith	12/11/83	Cle	7	21.4	2
150	Kendall Wright	12/15/13	Ari	12	12.5	0

Yards	Player	Date	Opp	Rec	Avg	TD
148	Drew Bennett	11/14/04	Chi	6	24.7	1
148	Drew Hill	10/30/88	Was	9	16.4	3
147	Justin Gage	11/16/08	Jac	4	36.8	2
147	Chris Sanders	11/26/95	Den	5	29.4	2
147	Tim Smith	09/25/83	Buf	11	13.4	0
145	A.J. Brown	12/23/21	SF	11	13.2	1
145	Ken Burrough	11/03/74	NYJ	7	20.7	0
145	Charlie Hennigan	09/09/62	Buf	10	14.5	2
145	Charlie Hennigan	10/25/64	SD	8	18.1	2
144	Drew Hill	11/17/91	Cle	11	13.1	2
143	Kenny Britt	12/09/12	Ind	8	17.9	0
143	Charley Frazier	11/06/64	BPA	9	15.9	1
143	Charlie Joiner	12/13/70	Cin	6	23.8	2
143	Yancey Thigpen	10/03/99	SF	6	23.8	1
142	Delanie Walker (TE)	09/14/14	Dal	10	14.2	1
141	Drew Hill	12/23/89	Cle	10	14.1	2
140	Bill Groman	10/16/60	DLT	10	14.0	1
140	DeAndre Hopkins	10/08/23	Ind	8	17.5	0
139	Dave Casper (TE)	12/20/81	Pit	6	23.2	3
139	Willard Dewveall (TE)	11/25/62	SD	3	46.3	2
139	Drew Hill	11/13/88	Sea	8	17.4	1
139	Haywood Jeffires	11/28/93	Pit	7	19.9	1
138	Charlie Hennigan	10/17/64	NYJ	8	17.3	1
138	Drew Hill	10/26/86	LAA	7	19.7	0
138	Billy Johnson	12/18/77	Cin	6	23.0	1
137	Willard Dewveall (TE)	12/22/63	Oak	7	19.6	2
137	Derrick Mason	12/14/03	Buf	9	15.2	0
136	Kenny Britt	09/11/11	Jax	5	27.2	2
136	Ken Burrough	10/17/76	SD	5	27.2	2
135	A.J. Brown	11/24/19	Jax	4	33.8	1
135	Kenny Britt	09/18/11	Bal	9	15.0	1
135	Webster Slaughter	11/07/93	Sea	9	15.0	1
134	Bill Groman	11/05/61	Den	3	44.7	2
134	Drew Hill	11/29/87	Ind	7	19.1	2
133	A.J. Brown	10/24/21	KC	8	16.6	1
133	Curtis Duncan	10/18/92	Den	5	26.6	0
133	Charlie Hennigan	09/14/63	Den	4	33.3	0
133	Derrick Mason	12/01/03	NYJ	11	12.1	1
132	Drew Hill	10/27/85	StL	6	22.0	1
132	Alvin Reed (TE)	10/27/68	Buf	4	33.0	2
132	Kendall Wright	11/30/14	Hou	7	18.9	1
131	Sid Blanks (RB)	09/12/64	SD	13	10.1	0
131	Nate Washington	09/22/13	SD	8	16.4	0
130	Curtis Duncan	11/18/90	Cle	7	18.6	1
130	Charlie Hennigan	10/17/65	Den	7	18.6	0
130	Butch Woolfolk (RB)	12/01/85	Cin	9	14.4	1
130	Nate Washington	12/11/11	NO	6	21.7	1



TOP PERFORMANCES: 100-YARD RECEIVING GAMES

Yards	Player	Date	Opp	Rec	Avg	TD	Yards	Player	Date	Opp	Rec	Avg	TD
129	Ken Burrough	12/21/75	Cle	5	25.8	1	114	Derrick Mason	11/25/01	Pit	7	16.3	0
129	Mac Haik	12/07/68	Buf	6	21.5	1	114	Rishard Matthews	01/01/17	Hou	9	12.7	1
129	Drew Hill	12/01/85	Cin	7	18.4	0	114	Rishard Matthews	11/16/17	Pit	5	22.6	1
129	Drew Hill	10/27/91	Cin	6	21.5	1	114	Bob McLeod (TE)	12/09/62	Oak	5	22.8	1
128	Kenny Britt	12/19/10	Hou	6	21.3	0	113	Drew Bennett	12/10/06	Hou	6	18.8	0
128	Kenny Britt	11/29/09	Ari	7	18.3	1	113	Corey Davis	11/22/20	Bal	5	22.6	0
128	Corey Davis	11/01/20	Cin	8	16.0	1	113	Anthony Firkser (TE)	10/18/20	Hou	8	14.1	1
128	Charley Frazier	09/25/66	Buf	6	21.3	1	113	Dorial Green-Beckham	12/20/15	NE	6	18.8	0
128	Ernest Givins	10/08/89	NE	5	25.6	0	113	Charlie Hennigan	09/09/61	Oak	4	28.3	1
128	Drew Hill	10/15/89	Chi	5	25.6	1	113	Charlie Hennigan	11/25/60	BPA	7	16.1	0
128	Mike Holston	12/20/81	Pit	5	25.6	0	113	Drew Hill	11/24/88	Dal	9	12.6	1
128	DeAndre Hopkins	10/29/23	Atl	4	32.0	3	112	A.J. Brown	12/13/20	Jax	7	16.0	1
128	Julio Jones	09/19/21	Sea	6	21.3	0	112	Ken Burrough	12/14/75	Oak	4	28.0	2
127	Billy Parks	11/04/73	Bal	5	25.4	1	112	Pat Coleman	09/25/94	Cin	4	28.0	0
127	Chris Sanders	12/08/96	Jac	7	18.1	0	112	Kevin Dyson	11/25/01	Pit	4	28.0	1
126	Ernest Givins	11/22/87	Cle	3	42.0	1	112	John White (TE)	09/24/61	SD	6	18.7	1
125	Corey Davis	11/11/18	NE	7	17.9	1	112	Nate Washington	09/23/12	Det	3	37.3	1
125	Tim Smith	12/15/85	Cle	7	17.9	1	111	Treyton Burks	11/17/22	GB	7	15.9	0
124	Drew Bennett	12/05/04	Ind	3	41.3	3	111	Ken Burrough	10/26/75	Det	3	37.0	1
124	A.J. Brown	12/29/19	Hou	4	31.0	1	111	Charlie Hennigan	11/22/64	KC	8	13.9	2
124	DeAndre Hopkins	12/11/23	Mia	7	17.7	1	110	Corey Davis	12/20/20	Det	4	27.5	1
124	Delanie Walker (TE)	11/13/16	GB	9	13.8	1	110	Kevin Dyson	12/02/01	Cle	6	18.3	0
124	Oliver Williams	10/18/87	NE	9	13.8	1	110	Charlie Hennigan	11/13/60	LAC	8	13.8	0
124	Roydell Williams	10/21/07	Hou	5	24.8	0	110	Jerry LeVias	12/06/69	NYJ	9	12.2	1
124	Butch Woolfolk (RB)	10/06/85	Den	8	15.5	1	110	Webster Slaughter	09/18/94	Buf	4	27.5	0
123	Ken Burrough	11/18/79	Cin	6	20.5	0	109	Drew Bennett	10/03/04	SD	9	12.1	0
123	Bill Groman	10/22/61	DLT	4	30.8	2	109	Ken Burrough	11/11/79	Oak	3	36.3	2
123	Charlie Hennigan	12/17/61	Oak	5	24.6	0	109	Eddie George (RB)	11/26/00	Jac	7	15.6	0
123	Charlie Hennigan	11/19/61	NYT	8	15.4	1	109	Ernest Givins	09/09/90	Atl	4	27.3	2
123	Charlie Hennigan	09/28/63	Buf	8	15.4	3	109	Bill Groman	10/13/61	BPA	5	21.8	1
123	Drew Hill	09/23/90	Ind	10	12.3	0	109	Charlie Hennigan	09/24/61	SD	6	18.2	0
123	Webster Slaughter	12/24/94	NYJ	8	15.4	0	109	Charlie Hennigan	10/08/61	Buf	4	27.3	0
122	Ken Burrough	12/19/71	SD	4	30.5	1	109	Drew Hill	12/20/87	Pit	4	27.3	2
122	Billy Cannon (RB)	11/19/61	NYT	7	17.4	3	109	Drew Hill	12/27/87	Cin	6	18.2	0
122	Charlie Hennigan	12/08/63	BPA	9	13.6	2	109	Justin Hunter	11/24/13	Oak	6	18.2	1
122	Haywood Jeffires	11/24/91	Pit	8	15.3	1	109	Derrick Mason	09/08/02	Phi	7	15.6	0
122	Jerry LeVias	10/26/69	Den	4	30.5	1	109	Delanie Walker (TE)	11/19/15	Jac	8	13.6	0
122	Derrick Mason	12/02/01	Cle	3	40.7	2	108	Willard Dewveall (TE)	12/17/61	Oak	3	36.0	2
122	Rishard Matthews	11/20/16	Ind	9	13.6	0	108	Ernest Givins	09/11/88	LAA	9	12.0	1
122	Alvin Reed (TE)	09/29/68	Oak	8	15.3	0	108	Ernest Givins	12/14/86	Min	6	18.0	1
121	Derrick Mason	12/19/04	Oak	9	13.4	1	108	Ronnie Harmon (RB)	11/10/96	NO	7	15.4	1
120	Dave Casper (TE)	12/21/80	Min	7	17.1	1	108	Charlie Hennigan	10/22/61	DLT	4	27.0	1
120	Tim Smith	12/08/85	NYG	7	17.1	1	108	Webster Slaughter	12/05/93	Atl	8	13.5	1
120	Butch Woolfolk (RB)	09/08/85	Mia	3	40.0	1	108	Tim Smith	12/02/84	Pit	7	15.4	0
119	Charley Frazier	11/20/66	Buf	4	29.8	1	107	Ken Burrough	10/10/76	Den	5	21.4	0
119	Ernest Givins	12/18/88	Cle	6	19.8	0	107	Billy Cannon (RB)	12/02/62	Den	5	21.4	2
119	Dorial Green-Beckham	12/06/15	Jax	5	23.8	1	107	Ernest Givins	09/26/93	LAN	3	35.7	1
119	Charlie Hennigan	09/19/64	Oak	7	17.0	1	107	Drew Hill	11/15/87	Pit	4	26.8	1
119	Alvin Reed (TE)	10/20/69	NYJ	7	17.0	0	107	Derrick Mason	12/16/01	GB	8	13.4	1
119	Nick Westbrook-Ikhine	11/13/22	Den	5	23.8	2	107	Alvin Reed (TE)	09/09/68	KC	4	26.8	0
118	Ernest Givins	11/20/88	Pho	5	23.6	2	107	Tim Smith	11/11/84	KC	8	13.4	0
118	Derrick Mason	09/15/02	Dal	7	16.9	0	107	Nick Westbrook-Ikhine	11/21/21	Hou	7	15.3	0
118	Kalif Raymond	09/27/20	Min	3	39.3	0	107	Damian Williams	11/13/11	Car	5	21.4	1
117	Ken Burrough	11/04/73	Bal	7	16.7	0	106	Drew Bennett	09/10/06	NYJ	8	13.3	0
117	Ernest Givins	09/13/87	LAN	6	19.5	1	106	Ken Burrough	12/03/72	Atl	4	26.5	0
117	Bill Groman	11/12/61	BPA	6	19.5	1	106	Charley Frazier	10/20/63	Buf	3	35.3	1
117	Haywood Jeffires	09/06/92	Pit	7	16.7	0	106	Bill Groman	10/09/60	NYT	6	17.7	0
117	Nate Washington	12/22/13	Jac	6	19.5	1	106	Gary Wellman	01/02/94	NYJ	8	13.3	0
117	Nate Washington	11/21/10	Was	5	23.4	0	106	Lorenzo White (RB)	09/13/92	Ind	4	26.5	1
117	Nate Washington	10/31/10	SD	4	29.3	1	105	Mike Barber (TE)	11/10/80	NE	3	35.0	1
116	Derrick Mason	12/01/02	NYG	12	9.7	1	105	Drew Bennett	09/21/03	NO	8	13.1	1
116	Ben Troupe (TE)	12/18/05	Sea	6	19.3	0	105	Kenny Britt	10/04/09	Jac	7	15.0	0
115	Drew Bennett	11/12/06	Bal	6	19.2	0	105	Chris Brown (RB)	11/27/05	SF	3	35.0	1
115	Bill Groman	09/11/60	Oak	6	19.2	1	105	Rishard Matthews	12/18/16	KC	4	26.3	0
115	Nate Washington	11/20/11	Atl	9	12.8	2	105	Carl Pickens	09/24/00	Pit	2	52.5	0
114	Jim Beirne	11/09/69	Cin	6	19.0	2	105	Bo Scaife (TE)	09/07/08	Jac	6	17.5	0
114	A.J. Brown	12/15/19	Hou	8	14.3	1	105	Nate Washington	09/29/13	NYJ	4	26.3	2
114	Billy Cannon (RB)	12/10/61	NYT	5	22.8	2	105	Lorenzo White (RB)	12/20/92	Cle	6	17.5	0
114	Drew Hill	12/21/86	Buf	5	22.8	0	104	Kevin Dyson	09/10/00	KC	6	17.3	1
114	Justin Hunter	12/08/13	Den	4	28.5	1	104	Justin Gage	12/30/07	Ind	7	14.9	0



TOP PERFORMANCES: 100-YARD RECEIVING GAMES

Yards	Player	Date	Opp	Rec	Avg	TD	Yards	Player	Date	Opp	Rec	Avg	TD
104	Justin Gage	12/21/08	Pit	5	20.8	1	101	Charlie Hennigan	10/01/61	DLT	3	33.7	1
104	Ernest Givins	10/16/88	Pit	5	20.8	1	101	Charlie Hennigan	09/07/63	Oak	7	14.4	1
104	Leonard Harris	10/11/87	Cle	6	17.3	0	101	Drew Hill	11/05/89	Det	9	11.2	1
104	Charlie Hennigan	11/15/64	Oak	6	17.3	0	101	Drew Hill	11/08/87	SF	4	25.3	0
104	Billy Johnson	11/28/76	Atl	5	20.8	1	101	Mike Holston	11/29/81	Atl	8	12.6	1
104	Derrick Mason	09/19/04	Ind	8	13.0	0	101	Roy Hopkins (RB)	11/08/70	KC	6	16.8	0
104	Chris Sanders	09/24/95	Cin	2	52.0	2	101	Brandon Jones	12/24/06	Buf	5	20.2	1
104	Taywan Taylor	12/02/18	NYJ	3	34.7	0	101	Jerry LeVias	11/29/70	Den	3	33.7	2
103	Jim Beirne	11/28/68	KC	4	25.8	1	101	Jerry LeVias	11/23/69	Mia	4	25.3	1
103	Drew Hill	12/08/85	NYG	6	17.2	0	101	Chris Sanders	10/18/98	Cin	3	33.7	0
103	Haywood Jeffires	09/11/94	Dal	6	17.2	0	101	Tajaé Sharpe	10/21/18	LAC	7	14.4	0
103	Derrick Mason	10/01/00	NYG	6	17.2	1	101	Tim Smith	10/21/84	SF	6	16.8	1
103	Jared Cook (TE)	12/18/11	Ind	9	11.4	0	101	Kendall Wright	09/13/15	TB	4	25.3	1
103	Kendall Wright	11/24/13	Oak	6	17.2	1	100	Dave Casper (TE)	11/28/82	NE	6	16.7	1
102	Dave Casper (TE)	12/19/82	Phi	5	20.4	1	100	Curtis Duncan	12/13/92	GB	6	16.7	0
102	Willie Frazier (TE)	11/06/64	BPA	2	51.0	1	100	Charley Frazier	09/03/66	Den	6	16.7	3
102	Ernest Givins	11/23/86	Ind	7	14.6	0	100	A.J. Brown	09/08/19	Cle	3	33.3	0
102	Bill Groman	10/23/60	NYT	5	20.4	3	100	Ernest Givins	10/25/92	Cin	8	12.5	1
102	Drew Hill	11/26/90	Buf	6	17.0	0	100	Ernest Givins	11/26/92	Det	4	25.0	0
102	Drew Hill	12/13/87	NO	4	25.5	0	100	Bill Groman	10/29/61	Buf	2	50.0	2
102	Chris Sanders	12/01/96	NYJ	3	34.0	1	100	Drew Hill	11/20/88	Pho	5	20.0	1
102	Tim Smith	09/09/84	Ind	6	17.0	0	100	Chris Johnson (RB)	11/15/09	Buf	9	11.1	0
102	Yancey Thigpen	09/27/98	Jac	6	17.0	2	100	Marcus Johnson	11/14/21	NO	5	20.0	0
102	Nate Washington	12/14/14	NYJ	6	17.0	0	100	Charlie Joiner	10/25/70	SD	5	20.0	1
101	A.J. Brown	11/08/20	Chi	4	25.3	1	100	Chris Sanders	12/19/99	Atl	5	20.0	1
101	Corey Davis	09/14/20	Den	7	14.4	0	100	Chris Sanders	12/14/97	Bal	7	14.3	0
101	Ernest Givins	10/14/90	Cin	6	16.8	1	100	Chris Sanders	10/13/96	Atl	4	25.0	1
101	Bill Groman	12/10/61	NYT	5	20.2	0	100	Frank Wycheck (TE)	10/21/01	Det	7	14.3	1
101	Bill Groman	12/11/60	Buf	3	33.7	1							



CAREER 100-YARD RECEIVING GAMES

No.	Player	W-L-T
26	Charlie Hennigan	12-14-0
24	Drew Hill	15-9-0
18	Ernest Givins	7-11-0
14	Ken Burrough	12-2-0
13	Derrick Mason	7-6-0
12	A.J. Brown	10-2-0
10	Tim Smith	3-7-0
9	Drew Bennett	3-6-0
9	Nate Washington	4-5-0
8	Charles Frazier	3-5-0
8	Bill Groman	8-0-0
8	Chris Sanders	6-2-0
7	Kenny Britt	4-3-0
7	Corey Davis	5-2-0
6	Haywood Jeffires	3-3-0
5	Jerry LeVias	3-1-1
5	Kendall Wright	3-2-0
4	Kevin Dyson	3-1-0
4	Rishard Matthews	2-2-0
4	Alvin Reed	1-3-0
4	Webster Slaughter	2-2-0
4	Delanie Walker	1-3-0
3	Curtis Duncan	1-2-0
3	Justin Gage	3-0-0
3	DeAndre Hopkins	2-1-0
2	Mike Barber	2-0-0
2	Jim Bierne	0-1-1
2	Jared Cook	1-1-0
2	Willard Dewveall	1-1-0
2	Dorial Green-Beckham	1-1-0
2	Justin Hunter	1-1-0
2	Billy Johnson	2-0-0
2	Charlie Joiner	0-1-1
2	Yancey Thigpen	0-2-0
2	Nick Westbrook-Ikhine	1-1-0
2	Lorenzo White	2-0-0
2	Butch Woolfolk	1-1-0
1	Sid Blanks	0-1-0
1	Chris Brown	1-0-0
1	Treyton Burks	1-0-0
1	Pat Coleman	1-0-0
1	Anthony Firkser	1-0-0
1	Willie Fraizer	1-0-0
1	Eddie George	0-1-0
1	Mac Haik	1-0-0
1	Ronnie Harmon	1-0-0
1	Leonard Harris	1-0-0
1	Mike Holston	0-1-0
1	Roy Hopkins	0-1-0
1	Chris Johnson	1-0-0
1	Marcus Johnson	1-0-0
1	Brandon Jones	1-0-0
1	Julio Jones	1-0-0
1	Mike Montgomery	0-1-0
1	Dave Parks	1-0-0
1	Carl Pickens	1-0-0
1	Kalif Raymond	1-0-0
1	Bo Scaife	1-0-0
1	Tajaé Sharpe	0-1-0
1	Taywan Taylor	1-0-0
1	Ben Troupe	0-1-0
1	Gary Wellman	1-0-0
1	John White	0-1-0
1	Damian Williams	1-0-0
1	Oliver Williams	0-1-0
1	Roydell Williams	1-0-0
1	Frank Wycheck	1-0-0

CAREER 100-YARD RUSHING GAMES

No.	Player	W-L-T
39	Earl Campbell	28-11-0
38	Derrick Henry	29-9-0
36	Eddie George	30-6-0
35	Chris Johnson	26-9-0
11	Hoyle Granger	8-2-1
8	Mike Rozier	6-2-0
7	Chris Brown	4-3-0
7	LenDale White	6-1-0
7	Lorenzo White	4-3-0
6	Gary Brown	6-0-0
6	Ronnie Coleman	5-1-0
6	DeMarco Murray	4-2-0
6	Charlie Tolar	6-0-0
6	Travis Henry	3-3-0
5	Billy Cannon	5-0-0
3	Rob Carpenter	2-1-0
3	D'Onta Foreman	1-2-0
3	Larry Moriarty	2-1-0
3	Dave Smith	3-0-0
2	Sid Blanks	2-0-0
2	Woody Campbell	2-0-0
2	Allen Pinkett	2-0-0
2	Rodney Thomas	2-0-0
1	Ode Burrell	0-1-0
1	Joe Dawkins	0-1-0
1	Don Hardeman	1-0-0
1	Dontrell Hilliard	0-1-0
1	Skip Hicks	1-0-0
1	Roy Hopkins	1-0-0
1	Marcus Mariota	1-0-0
1	Paul Robinson	0-1-0
1	Fred Willis	0-1-0
1	Butch Woolfolk	1-0-0

CAREER 300-YARD PASSING GAMES

No.	Player	W-L-T
38	Warren Moon	20-18-0
15	George Blanda	5-10-0
10	Steve McNair	4-6-0
9	Ryan Tannehill	7-2-0
8	Marcus Mariota	3-5-0
3	Matt Hasselbeck	3-0-0
3	Jake Locker	1-2-0
3	Billy Volek	0-3-0
3	Dan Pastorini	0-3-0
2	Cody Carlson	1-1-0
2	Ryan Fitzpatrick	1-1-0
2	Jacky Lee	1-0-1
2	Archie Manning	0-2-0
2	Neil O'Donnell	1-1-0
2	Vince Young	1-1-0
1	Pete Beathard	0-0-1
1	Chris Chandler	1-0-0
1	Kerry Collins	0-1-0
1	Lynn Dickey	1-0-0
1	Will Levis	1-0-0
1	Zach Mettenberger	0-1-0
1	Gifford Nielsen	1-0-0
1	Jerry Rhome	0-1-0
1	Ken Stabler	0-1-0
1	Don Trull	0-1-0



TOP PERFORMANCES BY TEAMMATES

GAMES WITH MORE THAN ONE 100-YARD RUSHER

Dec. 15, 1962	@ New York, Billy Cannon (9-103) and Charlie Tolar (29-107)
Nov. 12, 1967	@ Denver, Woody Campbell (16-101) and Hoyle Granger (22-142)
Dec. 3, 1967	vs. Miami, Woody Campbell (18-141) and Hoyle Granger (25-111)
Sep. 28, 1975	vs. San Diego, Ronnie Coleman (16-112) and Don Hardeman (27-107)
Nov. 27, 1977	vs. Kansas City, Rob Carpenter (14-149) and Ronnie Coleman (15-101)
Oct. 19, 2008	@ Kansas City, Chris Johnson (18-168) and LenDale White (17-149)
Nov. 27, 2008	@ Detroit, Chris Johnson (16-125) and LenDale White (23-106)
Nov. 28, 2021	@ New England, Dontrell Hilliard (12-131) and D'Onta Foreman (19-109)

GAMES WITH MORE THAN ONE 100-YARD RECEIVER

Nov. 25, 1960	@ Boston, Bill Groman (9-171) and Charlie Hennigan (7-113)
Sep. 24, 1961	@ San Diego, Charlie Hennigan (6-109) and John White (6-112)
Oct. 13, 1961	@ Boston, Bill Groman (8-148) and Charlie Hennigan (13-272)
Oct. 22, 1961	vs. Dallas, Bill Groman (4-123) and Charlie Hennigan (4-108)
Sep. 12, 1964	@ San Diego, Sid Banks (12-131) and Charlie Hennigan (7-104)
Nov. 6, 1964	@ Boston, Charles Frazier (9-143) and Willie Frazier (2-102)
Nov. 4, 1973	@ Baltimore, Ken Burrough (7-117) and Dave Parks (5-127)
Nov. 20, 1978	vs. Miami, Mike Barber (4-112) and Ken Burrough (6-103)
Nov. 20, 1988	vs. Phoenix, Ernest Givens (5-118) and Drew Hill (5-100)
Nov. 25, 2001	vs. Pittsburgh, Kevin Dyson (4-112) and Derrick Mason (7-114)
Dec. 2, 2001	@ Cleveland, Kevin Dyson (6-110) and Derrick Mason (3-122)
Dec. 19, 2004	@ Oakland, Derrick Mason (9-121) and Drew Bennett (13-160)
Nov. 24, 2013	@ Oakland, Justin Hunter (6-109) and Kendall Wright (6-103)

GAMES WITH 300-YARD PASSER, TWO 100-YARD RECEIVERS

Nov. 25, 1960	at Boston, Jackie Lee (331 yards passing), Bill Groman (171 receiving), Charlie Hennigan (113 receiving)
Oct. 13, 1961	at Boston, Jacky Lee (457 yards passing), Charlie Hennigan (272 receiving), Bill Groman (148 receiving)
Nov. 6, 1964	at Boston, George Blanda (328 yards passing), Charles Frazier (143 receiving), Willie Frazier (102 receiving)
Nov. 4, 1973	at Baltimore, Lynn Dickey (340 yards passing), Dave Parks (127 receiving), Ken Burrough (117 receiving)
Nov. 25, 2001	vs. Pittsburgh, Steve McNair (334 yards passing), Derrick Mason (114 receiving), Kevin Dyson (112 receiving)
Dec. 19, 2004	at Oakland, Billy Volek (492 yards passing), Drew Bennett (160 receiving), Derrick Mason (121 receiving)
Nov. 24, 2013	at Oakland, Ryan Fitzpatrick (320 yards passing), Justin Hunter (109 receiving), Kendall Wright (103 receiving)

GAMES WITH 100-YARD RUSHER, 100-YARD RECEIVER & 300-YARD PASSER

Dec. 17, 1961	at Oakland, George Blanda (350 yards passing), Billy Cannon (145 rushing), Charlie Hennigan (123 receiving), Willard Dewveall (108 receiving)
Sep. 4, 1983	vs. Green Bay, Archie Manning (348 yards passing), Earl Campbell (123 rushing), Tim Smith (197 receiving)
Nov. 29, 1987	at Indianapolis, Warren Moon (327 yards passing), Mike Rozier (122 rushing), Drew Hill (134 receiving)
Nov. 26, 1990	vs. Buffalo, Warren Moon (300 yards passing), Lorenzo White (125 rushing), Drew Hill (102 receiving)
Sep. 6, 1992	vs. Pittsburgh, Warren Moon (330 yards passing), Lorenzo White (100 rushing) and Haywood Jeffires (117 receiving)
Nov. 29, 2009	vs. Arizona, Vince Young (387 yards passing), Chris Johnson (154 rushing) and Kenny Britt (128 receiving)
Dec. 8, 2019	at Oakland, Ryan Tannehill (391 yards passing), Derrick Henry (103 rushing) and A.J. Brown (153 receiving)
Sept. 27, 2020	at Minnesota, Ryan Tannehill (321 yards passing), Derrick Henry (119 rushing) and Kalif Raymond (118 receiving)
Oct. 18, 2020	vs. Houston, Ryan Tannehill (366 yards passing), Derrick Henry (212 rushing) and Anthony Firkser (113 receiving)
Sept. 19, 2021	at Seattle, Ryan Tannehill (347 yards passing), Derrick Henry (182 rushing) and Julio Jones (128 receiving)



LARGEST WIN/LOSS MARGINS

LARGEST MARGIN OF VICTORY

MARGIN	SCORE	DATE	OPPONENT
1. 55 points	55-0	9/9/61	OAKLAND
2. 47 points	47-0	11/6/77	CHICAGO
3. 44 points	58-14	12/9/90	CLEVELAND
4. 42 points	55-13	11/5/61	at Denver
5. 40 points	47-7	12/13/09	ST. LOUIS
6. 39 points	56-17	10/14/62	N.Y. TITANS
7. 38 points	45-7	9/3/66	DENVER
8. 37 points	47-10	11/27/08	at Detroit
9. 36 points	49-13	11/19/61	N.Y. TITANS
10. 35 points	41-6	12/11/88	CINCINNATI
35 points	38-3	11/14/93	at Cincinnati
12. 34 points	37-3	11/11/12	at Miami
34 points	44-10	12/15/62	at N.Y. Titans
13. 32 points	35-3	12/10/00	CINCINNATI
32 points	35-3	10/27/91	CINCINNATI
32 points	39-7	10/1/89	MIAMI

LARGEST MARGIN OF DEFEAT

MARGIN	SCORE	DATE	OPPONENT
1. 59 points	59-0	10/18/09	at New England
2. 54 points	61-7	12/17/89	at Cincinnati
3. 48 points	55-7	12/23/12	at Green Bay
4. 44 points	44-0	11/1/70	at St. Louis
44 points	61-17	12/17/72	CINCINNATI
6. 43 points	57-14	10/1/17	at Houston
7. 42 points	45-3	11/1/63	at Boston
42 points	52-10	12/20/70	at Dallas
42 points	45-3	9/18/88	at N.Y. Jets
10. 41 points	55-14	11/6/83	CINCINNATI
41 points	51-10	10/13/74	at Minnesota
12. 39 points	52-13	9/18/66	at N.Y. Jets
13. 34 points	34-0	10/9/72	OAKLAND
34 points	34-0	11/26/89	at Kansas City
34 points	41-7	10/23/11	HOUSTON
34 points	41-7	9/19/22	at Buffalo
17. 33 points	40-7	11/22/87	CLEVELAND
33 points	40-7	9/17/06	at San Diego





TENNESSEE TITANS
HISTORY

2023 SEASON (6-II REGULAR SEASON) • 4TH PLACE AFC SOUTH

DATE	OPPONENT	SCORE	W/L	ATT
Sept. 10	at New Orleans	15-16	L	70,024
Sept. 17	LA. CHARGERS	27-24*	W	67,438
Sept. 24	at Cleveland	3-27	L	67,919
Oct. 1	CINCINNATI	27-3	W	68,951
Oct. 8	at Indianapolis	16-23	L	65,287
Oct. 15	BALTIMORE	16-24	L	61,011
Oct. 29	ATLANTA	28-23	W	68,008
Nov. 2	at Pittsburgh	16-20	L	65,969
Nov. 12	at Tampa Bay	6-20	L	62,725
Nov. 19	at Jacksonville	14-34	L	67,175
Nov. 26	CAROLINA	17-10	W	62,493
Dec. 3	INDIANAPOLIS	28-31*	L	65,262
Dec. 11	at Miami	28-27*	W	66,068
Dec. 17	HOUSTON	16-19	L	66,219
Dec. 24	SEATTLE	17-20	L	60,181
Dec. 31	at Houston	3-26	L	71,517
Jan. 7	JACKSONVILLE	28-20	W	63,744

* Overtime

	TITANS	OPP
Total First Downs	298	334
Rushing	103	103
Passing	158	189
Penalty	37	42
3rd Down: Made/Att	71/212	89/231
3rd Down Pct.	33.5	38.5
4th Down: Made/Att	11/20	12/21
4th Down Pct.	55.0	57.1
Possession Avg.	29:14	30:46
Total Net Yards	4913	5697
Avg. Per Game	289.0	335.1
Total Plays	1002	1096
Avg. Per Play	4.9	5.2
Net Yards Rushing	1846	1831
Avg. Per Game	108.6	107.7
Total Rushes	444	480
Net Yards Passing	3067	3866
Avg. Per Game	180.4	227.4
Sacked/Yards Lost	64/445	45/315
Gross Yards	3512	4181
Att./Completions	494/304	571/387
Completion Pct.	61.5	67.8
Had Intercepted	11	6
Punts/Average	80/50.1	69/46.8
Net Punting Avg.	80/43.0	69/41.5
Penalties/Yards	110/882	98/776
Fumbles/Ball Lost	19/9	19/8
Touchdowns	31	33
Rushing	16	10
Passing	14	20
Returns	1	3

BY PERIODS	1	2	3	4	OT	PTS
Team	58	118	59	64	6	305
Opponents	62	97	88	111	9	367

SCORING	TD	RU	PA	RT	PAT	FG	S	TP
Folk	0	0	0	0	28/30	29/30	0	115
Henry	12	12	0	0	0	0	0	72
Hopkins	7	0	7	0	0	0	0	42
Westbrook-Ikhine	3	0	3	0	0	0	0	20
Spears	3	2	1	0	0	0	0	18
Levis	1	1	0	0	0	0	0	6
Molden	1	0	0	1	0	0	0	6
Okonkwo	1	0	1	0	0	0	0	6
J. Simmons	1	0	1	0	0	0	0	6
Tannehill	1	1	0	0	0	0	0	6
Whyte	1	0	1	0	0	0	0	6
Hooker	0	0	0	0	0	0	0	2
Team	31	16	14	1	28/30	29/30	0	305
Opponents	33	10	20	3	29/30	46/47	0	367

2-Pt Conv: Westbrook-Ikhine, TM 1-1, OPP 1-2

FUM/Lost: Levis 7/4, Tannehill 4/0, Garror 2/2, Moore 1/0, Philips 1/1, Spears 1/0, Stonehouse 1/1, Willis 1/1, Zentner(TM) 1/0

RUSHING	No	Yds	Avg	Lg	TD
Henry	280	1167	4.2	69	12
Spears	100	453	4.5	23	2
Tannehill	17	74	4.4	23	1
Levis	25	57	2.3	11	1
Moore	2	39	19.5	38	0
Willis	5	21	4.2	11	0
Burks	5	18	3.6	9	0
Ward	3	11	3.7	8	0
Hopkins	2	9	4.5	5	0
Okonkwo	2	6	3.0	4	0
Hooker	1	2	2.0	2	0
Zentner	1	0	0.0	0	0
Stonehouse	1	-11	-11.0	-11	0
Team	444	1846	4.2	69	16
Opponents	480	1831	3.8	56t	10

PASSING	Att	Cmp	Pct	Yards	Yds/Att	TD	Int	Lg	Sk/Yds	Rating
Levis	255	149	58.4	1808	7.09	8	4	61	28/185	84.2
Tannehill	230	149	64.8	1616	7.03	4	7	70	32/230	78.5
Willis	5	4	80.0	74	14.80	0	0	48	4/30	118.8
Henry	3	2	66.7	14	4.67	2	0	12	0/0	116.7
Hopkins	1	0	0.0	0	0.0	0	0	0	0/0	39.6
Team	494	304	61.5	3512	7.11	14	11	70	64/445	83.2
Opponents	571	387	67.8	4181	7.32	20	6	59	45/315	96.4

RECEIVING	No	Yds	Avg	Lg	TD
Hopkins	75	1057	14.1	61t	7
Okonkwo	54	528	9.8	39	1
Spears	52	385	7.4	48	1
Westbrook-Ikhine	28	370	13.2	33t	3
Henry	28	214	7.6	46	0
Moore	22	424	19.3	49	0
Burks	16	221	13.8	70	0
Philips	15	181	12.1	29	0
Whyte	9	94	10.4	24	1
Wesco	1	21	21.0	21	0
Kinsey	1	6	6.0	6	0
Rader	1	6	6.0	6	0
Dowell	1	3	3.0	3	0
J. Simmons	1	2	2.0	2t	1
Team	304	3512	11.6	70	14
Opponents	387	4181	10.8	59t	20

INTERCEPTIONS	No	Yds	Avg	Lg	TD
Murphy-Bunting	2	12	6.0	10	0
Molden	1	44	44.0	44t	1
McCreary	1	18	18.0	18	0
Hooker	1	10	10.0	10	0
Edmunds	1	2	2.0	2	0
Team	6	86	14.3	44t	1
Opponents	11	101	9.2	29	1

PUNTING	No	Yds	Avg	Net	TB	In	Lg	B
Stonehouse	53	2812	53.1	43.9	10	28	74	1
Zentner	24	1,115	46.5	41.4	2	8	64	0
Folk	2	81	40.5	39.0	12	36	74	1
Team	80	4008	50.1	43.0	12	36	74	1
Opponents	69	3231	46.8	41.5	2	26	63	0

PUNT RETURNS	No	FC	Yds	Avg	Lg	TD
Garror	21	5	159	7.6	15	0
Kinsey	11	6	100	9.1	21	0
K. Jackson	6	3	48	8.0	14	0
Philips	4	0	23	5.8	12	0
Team	42	14	330	7.9	21	0
Opponents	29	19	328	11.3	70	0

KICKOFF RETURNS	No	Yds	Avg	Lg	TD
Spears	13	270	20.8	33	0
Moore	4	89	22.3	26	0
Philips	1	13	13.0	13	0
Team	37	792	21.4	37	0
Opponents	32	648	20.3	54	0

FIELD GOALS	1-19	20-29	30-39	40-49	50+
Folk	0/0	9/9	9/9	6/6	5/6
Team	0/0	6/6	7/8	6/8	1/2
Opponents	0/0	7/7	10/10	6/7	2/3

Bullock: (50G, 27G, 31G, 45G, 29G)(33G, 41G)(44G)(53G, 35G)(27G, 53G, 34G)(26G, 27G, 38G)(36G, 36G, 48G)(38G, 51N, 27G)(53G)(24G, 46G)(28G, 23G)(45G)(33G)(53G)(OPP: (26G, 33G, 52G)(27G, 30G, 33G)(48G, 52G)(21G)(43G, 35G, 28G)(41G, 28G, 23G, 29G, 20G, 36G)(29G, 49G, 39G)(29G, 30G)(25G, 35G)(30G, 25G)(50G)(23G, 46G, 23G, 28G)(44B, 20G, 31G)(23G, 27G, 53G, 54G)(28G)(OPP: (26G, 33G, 52G)(27G, 30G, 33G)(48G, 52G)(21G)(43G, 35G, 28G)(41G, 28G, 23G, 29G, 20G, 36G)(29G, 49G, 39G)(29G, 30G)(25G, 35G)(30G, 25G)(50G)(23G, 46G, 23G, 28G)(44B, 20G, 31G)(23G, 27G, 53G, 54G)(28G, 27G)(28G, 38G, 27G, 51G)(44G, 30G)

SACKS

Autry 11.5, Landry 10.5, Key 6, J. Simmons 5.5, Edmunds LG 2.5, Edmunds TM 2.5, Al-Shaair 2, McCreary 2, Davidson 1, Gibbens 1, Gipson 1, Johnson 1, Tart 1
TM 45, OPP 64

TACKLES (Total-Assists-Solo)

Al-Shaair (163-84-79), Gibbens (92-55-37), McCreary (86-62-24), Hooker (80-65-15), Molden (72-47-25), Landry III (69-45-24), Murphy-Bunting (57-42-15), Autry (50-30-20), Byard (47-30-17), Fulton (46-37-9), Simmons (44-30-14), Wallace (42-33-9), Avery (31-27-4), Key (30-17-13), Johnson (24-11-13), Garror (22-19-3), Peko (22-12-10), Tart (21-15-6), Rice (17-8-9), Weaver (16-8-8), Edmunds (15-12-3), Reese IV (15-8-7), Davidson (10-6-4), Jones (8-0-8), McLendon (8-3-3), Brown (7-5-2), Coburn (7-2-5), Gipson (6-1-5), Wallow (6-5-1), Bohanna (4-2-2), Blacklock (2-1-1), Campbell (2-1-1), Carter (2-1-1), Jackson (1-0-1), Vildor (1-1-0)
Team Totals: 1,127-723-404

USUAL STARTING LINEUP

OFFENSE

WR Nick Westbrook-Ikhine (15)
TE Trevon Wesco (88)
LT Andre Dillard (71)
LG Peter Skoronski (77)
C Aaron Brewer (55)
RG Daniel Brunskill (60)
RT Dillon Radunz (75)/Chris Hubbard (66)
TE Chig Okonkwo (85)
WR DeAndre Hopkins (10)
QB Will Levis (8)/Ryan Tannehill (17)
RB Derrick Henry (22)

DEFENSE

DE Denico Autry (96)
NT Tear Tart (93)
DT Jeffery Simmons (98)
OLB Harold Landry III (58)
ILB Azeez Al-Shaair (2)
ILB Jack Gibbens (50)
OLB Arden Key (49)
CB Roger McCreary (21)
CB Sean Murphy-Bunting (0)
S Elijah Molden (24)
S Amani Hooker (37)
CB Kristian Fulton (26)

SPECIALISTS

K Nick Folk (6)
P Ryan Stonehouse (4)
PR Mason Kinsey (12)
KR Tyjae Spears (32)

Pro Bowl

GM: Ran Carthon Head Coach: Mike Vrabel

Asst. Coaches: CRAIG AUKERMAN (special teams coord. 12 games) SHANE BOWEN (def. coord.), TIM KELLY (off. coord.), BRIAN BELL (asst. dir. of sports performance), SCOTT BOOKER (safeties), KYLAN BUTLER (off. asst.), RYAN CROW (outside linebackers), TONY DEWS (tight ends), JUSTIN HAMILTON (def. quality control), CHRIS HARRIS (def. pass game coord./cornerbacks), JASON HOUGHTALING (off. line), MATT JONES (off. line asst.), BOBBY KING (inside linebackers), ZAK KUHR (inside linebackers asst.), ANTHONY LEVINE (special teams asst.), LORI LOCUST (def. quality control), CHARLES LONDON (pass game coord./quarterbacks), CLINTON McMILLAN (def. line asst.), ROB MOORE (wide receivers), PAT O'HARA (passing game analyst), JUSTIN OUTTEN (run game coord./running backs), FRANK PIRAINO (dir. of sports performance), TOM QUINN (special teams asst.), HALEY ROBERTS (sports performance asst.), TYLER ROUSE (sports performance asst.), LUKE STOCKER (off. asst.), JOHN STREICHER (dir. of football admin.), MIKE SULLIVAN (asst. off. line), TERRELL WILLIAMS (asst. head coach - def./def. line).

AMERICAN FOOTBALL CONFERENCE STANDINGS

AFC EAST	W	L	T	Pct
Buffalo	11	6	0	.647
* Miami	11	6	0	.647
New York Jets	7	10	0	.412
New England	4	13	0	.235
AFC NORTH	W	L	T	Pct
Baltimore	13	4	0	.765
* Cleveland	11	6	0	.647
* Pittsburgh	10	7	0	.588
Cincinnati	9	8	0	.529
AFC SOUTH	W	L	T	Pct
Houston	10	7	0	.588
Jacksonville	9	8	0	.529
Indianapolis	9	8	0	.529
Tennessee	6	11	0	.353
AFC WEST	W	L	T	Pct
Kansas City	11	6	0	.647
Las Vegas	8	9	0	.471
Denver	8	9	0	.471
Los Angeles Chargers	5	12	0	.294

NATIONAL FOOTBALL CONFERENCE STANDINGS

NFC EAST	W	L	T	Pct
Dallas	12	5	0	.706
* Philadelphia	11	6	0	.647
New York Giants	6	11	0	.353
Washington	4	13	0	.235
NFC NORTH	W	L	T	Pct
Detroit	12	5	0	.706
* Green Bay	9	8	0	.529
Minnesota	7	10	0	.412
Chicago	7	10	0	.412
NFC SOUTH	W	L	T	Pct
Tampa Bay	9	8	0	.529
New Orleans	9	8	0	.529
Atlanta	7	10	0	.412
Carolina	2	15	0	.118</

2022 SEASON (7-10 REGULAR SEASON) • 2ND PLACE AFC SOUTH

DATE	OPPONENT	SCORE	W/L	ATT
Sept. 11	N.Y. GIANTS	20-21	L	67,805
Sept. 19	at Buffalo	7-41	L	70,683
Sept. 25	LAS VEGAS	24-22	W	68,649
Oct. 2	at Indianapolis	24-17	W	65,781
Oct. 9	at Washington	21-17	W	51,836
Oct. 23	INDIANAPOLIS	19-10	W	69,459
Oct. 30	at Houston	17-10	W	68,467
Nov. 6	at Kansas City	17-20*	L	73,475
Nov. 13	DENVER	17-10	W	69,240
Nov. 17	at Green Bay	27-17	W	77,506
Nov. 27	CINCINNATI	16-20	L	69,441
Dec. 4	at Philadelphia	10-35	L	69,879
Dec. 11	JACKSONVILLE	22-36	L	68,409
Dec. 18	at L.A. Chargers	14-17	L	70,240
Dec. 24	HOUSTON	14-19	L	66,634
Dec. 29	DALLAS	13-27	L	69,292
Jan. 7	at Jacksonville	16-20	L	70,050

* Overtime

	TITANS	OPP
Total First Downs	277	339
Rushing	104	93
Passing	153	215
Penalty	20	31
3rd Down: Made/Att	80/219	77/225
3rd Down Pct.	36.5	34.2
4th Down: Made/Att	9/17	19/26
4th Down Pct.	52.9	73.1
Possession Avg.	29:16	30:44
Total Net Yards	5045	5978
Avg. Per Game	296.8	351.6
Total Plays	992	1100
Avg. Per Play	5.1	5.4
Net Yards Rushing	2131	1307
Avg. Per Game	125.4	76.9
Total Rushes	487	390
Net Yards Passing	2914	4671
Avg. Per Game	171.4	274.8
Sacked/Yards Lost	49/313	39/264
Gross Yards	3227	4935
Att./Completions	456/285	671/439
Completion Pct.	62.5	65.4
Had Intercepted	11	14
Punts/Average	90/53.1	84/45.1
Net Punting Avg.	90/44.0	84/40.5
Penalties/Yards	111/956	115/836
Fumbles/Ball Lost	23/12	19/6
Touchdowns	34	41
Rushing	16	9
Passing	16	29
Returns	2	3

BY PERIODS	1	2	3	4	OT	PTS
Team	83	121	57	37	0	298
Opponents	57	103	105	91	3	359

SCORING	TD	RU	PA	RT	PAT	FG	S	TP
Bullock	0	0	0	0	28/28	17/20	0	79
Henry	13	13	0	0	0	0	0	78
Hilliard	4	0	4	0	0	0	0	24
Okonkwo	3	0	3	0	0	0	0	20
Westbrook-Ikhine	3	0	3	0	0	0	0	18
Burks	2	0	1	1	0	0	0	12
Hooper	2	0	2	0	0	0	0	12
Tannehill	2	2	0	0	0	0	0	12
Woods	2	0	2	0	0	0	0	12
Shudak	0	0	0	0	1/1	3/4	0	10
Adams	1	0	0	1	0	0	0	6
Swaim	1	0	1	0	0	0	0	6
Willis	1	1	0	0	0	0	0	6
Lambo	0	0	0	0	3/4	0/0	0	3
Team	34	16	16	2	32/33	20/24	0	298
Opponents	41	9	29	3	32/34	25/27	0	359

2-Pt Conversions: Okonkwo, TM 1-1, OPP 3-7
FUM/LOST: Henry 6/3, Dobbs 4/2, Tannehill 3/2, Willis 3/2, Phillips 2/2, Board 1/0, Hooker 1/0, Kinsey 1/0, Thompson 1/0, Woods 1/1

RUSHING	No	Yds	Avg	Lg	TD
Henry	349	1538	4.4	56	13
Hilliard	22	145	6.6	30	0
Willis	27	123	4.6	17	1
Tannehill	34	98	2.9	17	2
Haskins	25	93	3.7	12	0
Burks	4	47	11.8	20	0
Dobbs	8	44	5.5	11	0
Ward	5	25	5.0	12	0
Chestnut	9	12	1.3	5	0
McMath	1	4	4.0	4	0
Okonkwo	3	2	0.7	6	0
Team	487	2131	4.4	56	16
Opponents	390	1307	3.4	68	9

PASSING	Att	Cmp	Pct	Yards	Yds/Att	TD	Int	Lg	Sk/Yds	Rating
Tannehill	325	212	65.2	2536	7.80	13	6	69	33/238	94.6
Dobbs	68	40	58.8	411	6.04	2	2	39	6/26	73.8
Willis	61	31	50.8	276	4.52	0	3	48	10/49	42.8
Henry	2	2	100.0	4	2.00	1	0	3t	0/0	118.8
Team	456	285	62.5	3227	7.08	16	11	69	49/313	85.3
Opponents	671	439	65.4	4935	7.35	29	14	75t	39/264	93.0

RECEIVING	No	Yds	Avg	Lg	TD
Woods	53	527	9.9	41	2
Hooper	41	444	10.8	24	1
Burks	33	444	13.5	51	2
Henry	33	398	12.1	69	0
Okonkwo	32	450	14.1	48	3
Westbrook-Ikhine	25	397	15.9	63t	3
Hilliard	21	177	8.4	31	4
Swaim	12	58	4.8	13	1
Haskins	11	57	5.2	10	0
Phillips	8	78	9.8	21	0
Conley	4	46	11.5	27	0
Hollister	3	54	18.0	27	0
Chestnut	3	41	13.7	33	0
McMath	2	40	20.0	39	0
Ward	2	7	3.5	4	0
Board	1	6	6.0	6	0
Kinsey	1	3	3.0	3	0
Team	285	3227	11.3	69	16
Opponents	439	4935	11.2	75t	29

INTERCEPTIONS	No	Yds	Avg	Lg	TD
Byard	4	57	14.3	28	0
Long	2	4	2.0	4	0
Adams	1	76	76.0	76t	1
Gibbens	1	7	7.0	7	0
McCreary	1	4	4.0	4	0
Mitchell	1	1	1.0	1	0
Fulton	1	0	0.0	0	0
Hooker	1	0	0.0	0	0
Kalu	1	0	0.0	0	0
Tart	1	0	0.0	0	0
Team	14	149	10.6	76t	1
Opponents	11	179	16.3	43t	1

PUNTING	No	Yds	Avg	Net	TB	In	Lg	B
Stonehouse	90	4779	53.1	44.0	9	30	74	0
Team	90	4779	53.1	44.0	9	30	74	0
Opponents	84	3789	45.1	40.5	4	32	69	0

PUNT RETURNS	No	FC	Yds	Avg	Lg	TD
Board	14	5	147	10.5	19	0
Woods	11	14	90	8.2	21	0
Phillips	5	2	62	12.4	46	0
Hilliard	2	0	4	2.0	4	0
Kinsey	2	3	0	0.0	0	0
Hooker	1	0	0	0.0	0	0
Thompson	1	0	0	0.0	0	0
Team	36	24	303	8.4	46	0
Opponents	59	11	636	10.8	27	0

KICKOFF RETURNS	No	Yds	Avg	Lg	TD
Haskins	19	414	21.8	37	0
Chestnut	10	215	21.5	33	0
Board	4	82	20.5	22	0
Cannon	2	33	16.5	19	0
Hilliard	1	23	23.0	23	0
Ward	1	25	25.0	25	0
Team	37	792	21.4	37	0
Opponents	32	648	20.3	54	0

FIELD GOALS	1-19	20-29	30-39	40-49	50+
Bullock	0/0	5/5	5/5	6/8	1/2
Shudak	0/0	1/1	2/3	0/0	0/0
Team	0/0	6/6	7/8	6/8	1/2
Opponents	0/0	7/7	10/10	6/7	2/3

Bullock: (46G,23G,47N) () (48G) (44G) () (27G,28G,38G,48G) (48N,29G) (44G) (35G) () () (36G) () (51N) () (37G,29G) (51G,39G,41G)
Shudak: () () () () () () () () (33G,35N,24G,38G) () () () () ()
OPP: () (49G,37G) (21G,32G,35G) (27G,51N) (50G) (50G) (43G) (23G,47N,28G) (39G) (39G) (47G,38G) () (37G,43G,33G) (43G) (25G,22G) (36G,45G) (26G,36G)

SACKS
 Aury 8, Simmons 7.5, Walker 7, Weaver 5.5, Dupree 4, Edwards 3, Tart 1.5, Cole 1, N. Jones 1, Okuyinonu 0.5
TM 39, OPP 49

TACKLES (Total-Assists-Solo)
 Byard (106-69-37), Long Jr. (86-52-4), McCreary (85-70-15), Rice (63-36-27), Adams (60-42-18), Simmons (53-25-28), Cole (51-34-17), Fulton (48-35-13), Hooker (46-39-7), Mitchell (39-31-8), Kalu (38-20-18), Tart (34-20-14), Walker (32-23-9), Weaver (27-18-9), Aury (27-17-10), Gibbens (27-16-11), Avery (23-20-3), Cunningham (23-14-9), Strong (23-14-9), Dupree (18-14-4), Edwards Jr. (17-11-6), Schobert (16-12-4), Jones, N. (16-6-10), Mabin (13-10-3), Okuyinonu (11-3-8), Farley (10-9-1), Johnson Jr. (9-7-2), Reid (5-5-0), Amadi (5-4-1), Molden (5-4-1), Basham (5-1-4), Adeniji (3-2-1), Jones, J. (2-2-0), Murchison (2-1-1), Tuszka (2-1-1), Jackson (1-1-0), Rav (1-1-0)
Team Totals: 1,031-688-343

USUAL STARTING LINEUP

OFFENSE
 WR Trelon Burks (16)
 TE Austin Hooper (81)
 LT Dennis Daley (71)
 LG Aaron Brewer (55)
C Ben Jones (60)
 RG Nate Davis (64)
 RT Nicholas Petit-Frere (78)
 TE Chig Okonkwo (85)
 WR Robert Woods (2)
 QB Ryan Tannehill (17)
RB Derrick Henry (22)

DEFENSE
 DE DeMarcus Walker (95)
 NT Teair Tart (93)
DT Jeffery Simmons (98)
 OLB Bud Dupree (48)
 ILB David Long Jr. (51)
 ILB Zach Cunningham (41)
 OLB Denico Autry (96)
 CB Roger McCreary (21)
 S Kevin Byard (31)
 S Amari Hooker (37)
 CB Kristian Fulton (26)

SPECIALISTS
 K Randy Bullock (14)
 P Ryan Stonehouse (4)
 PR Robert Woods (2)
 KR Julius Chestnut (36)

Pro Bowl All-Pro

GM: Jon Robinson (first 12 games); **Interim GM:** Ryan Cowden (last 5 games); **Head Coach:** Mike Vrabel
Asst. Coaches: SHANE BOWEN (def. coordinator), TODD DOWNING (off. coordinator), CRAIG AUKERMAN (ST), BRIAN BELL (sports performance coordinator), CHASE BLACKBURN (assist. ST), SCOTT BOOKER (safeties), KYLAN BUTLER (off. assistant), KEITH CARTER (OL), RYAN CROW (OLB), TONY DEWS (RB), ERIK FRAZIER (off. skill assist.), JASON HOUGHTALING (OL assist.), TIM KELLY (passing game coord.), BOBBY KING (ILB), ZAK KUHR (ILB assist.), CLINTON McMILLAN (DL assist.), ANTHONY MIDGET (secondary), ROB MOORE (WR), PAT O'HARA (QB), FRANK PIRAINO (director of sports performance), TYLER ROUSE (sports performance assist.), JIM SCHWARTZ (senior def. assist.), LUKE STECKEL (TE), JOHN STREICHER (coord. of football development), MIKE SULLIVAN (assist. OL), TERRELL WILLIAMS (DL)

AMERICAN FOOTBALL CONFERENCE STANDINGS

AFC EAST	W	L	T	Pct
Buffalo	13	3	0	.813
* Miami	9	8	0	.529
New England	8	9	0	.471
New York Jets	7	10	0	.412
AFC NORTH	W	L	T	Pct
Cincinnati	12	4	0	.750
* Baltimore	10	7	0	.588
Pittsburgh	9	8	0	.529
Cleveland	7	10	0	.412
AFC SOUTH	W	L	T	Pct
Jacksonville	9	8	0	.529
Tennessee	7	10	0	.412
Indianapolis	4	12	1	.265
Houston	3	13	1	.206
AFC WEST	W	L	T	Pct
Kansas City	14	3	0	.824
* Los Angeles Chargers	10	7	0	.588
Las Vegas	6	11	0	.353
Denver	5	12	0	.294

NATIONAL FOOTBALL CONFERENCE STANDINGS

NFC EAST	W	L	T	Pct
Philadelphia	14	3	0	.824
Dallas	12	5	0	.706
* New York Giants	9	7	1	.559
Washington	8	8	1	.500
NFC NORTH	W	L	T	Pct
Minnesota	13	4	0	.765
Detroit	9	8	0	.529
Green Bay	8	9	0	.471
Chicago	3	14	0	.176
NFC SOUTH	W	L	T	Pct
Tampa Bay	8	9	0	.471
Carolina	7	10	0	

2021 SEASON (12-5 REGULAR SEASON, 0-1 PLAYOFFS) • 1ST PLACE AFC SOUTH

DATE	OPPONENT	SCORE	W/L	ATT
Sept. 12	ARIZONA	13-38	L	67,216
Sept. 19	at Seattle	33-30*	W	68,585
Sept. 26	INDIANAPOLIS	25-16	W	67,914
Oct. 3	at N.Y. Jets	24-27*	L	70,232
Oct. 10	at Jacksonville	37-19	W	58,282
Oct. 18	BUFFALO	34-31	W	69,419
Oct. 24	KANSAS CITY	27-3	W	69,484
Oct. 31	at Indianapolis	34-31*	W	59,175
Nov. 7	at L.A. Rams	28-16	W	71,785
Nov. 14	NEW ORLEANS	23-21	W	69,414
Nov. 21	HOUSTON	13-22	L	67,395
Nov. 28	at New England	13-16	L	65,878
Dec. 12	JACKSONVILLE	20-0	W	67,808
Dec. 19	at Pittsburgh	13-19	L	59,521
Dec. 23	SAN FRANCISCO	20-17	W	69,361
Jan. 2	MIAMI	34-3	W	69,091
Jan. 9	at Houston	28-25	W	66,722
Jan. 22	Cincinnati	16-19	L	69,242

* Overtime

	TITANS	OPP
Total First Downs	362	331
Rushing	134	90
Passing	194	204
Penalty	34	37
3rd Down: Made/Att	103/236	77/210
3rd Down Pct.	43.6	36.7
4th Down: Made/Att	15/24	14/24
4th Down Pct.	62.5	58.3
Possession Avg.	32:40	27:20
Total Net Yards	5,822	5,607
Avg. Per Game	342.5	329.8
Total Plays	1133	1039
Avg. Per Play	5.1	5.4
Net Yards Rushing	2,404	1,438
Avg. Per Game	141.4	84.6
Total Rushes	551	368
Net Yards Passing	3,418	4,169
Avg. Per Game	201.1	245.2
Sacked/Yards Lost	47/327	43/316
Gross Yards	3745	4485
Att./Completions	535/359	628/395
Completion Pct.	67.1	62.9
Had Intercepted	14	16
Punts/Average	58/44.3	67/44.6
Net Punting Avg.	58/39.8	67/38.7
Penalties/Yards	103/973	118/1,070
Fumbles/Ball Lost	25/11	21/6
Touchdowns	49	38
Rushing	23	14
Passing	22	24
Returns	4	0

BY PERIODS	1	2	3	4	OT	PTS
Team	61	167	65	120	6	419
Opponents	56	112	84	99	3	354

SCORING	TD	RU	PA	RT	PAT	FG	S	TP
Bullock	0	0	0	0	42/45	26/31	0	120
Henry	10	10	0	0			0	62
Tannehill	7	7	0	0			0	42
A.J. Brown	5	0	5	0			0	30
Westbrook-Ikhine	4	0	4	0			0	24
Pruitt	3	0	3	0			0	20
Firkser	3	0	2	1			0	18
Foreman	3	3	0	0			0	18
Swaim	3	0	3	0			0	18
Byard	2	0	0	2			0	12
Hilliard	2	2	0	0			0	12
Batson	1	0	1	0			0	6
Fitzpatrick	1	0	1	0			0	6
Ju. Jones	1	0	1	0			0	6
McNichols	1	0	1	0			0	6
Molden	1	0	0	1			0	6
Peterson	1	1	0	0			0	6
Rogers	1	0	1	0			0	6
Badgley	0	0	0	0	1/2	0/1	0	1
Team	49	23	22	4	43/47	26/32	0	419
Opponents	38	14	24	0	29/34	31/38	0	354

2-Pt Conversions: Henry, Pruitt, TM 2-2; **OP 2-4**
FUM/Lost: Tannehill 10/4, Rogers 4/1, Firkser 2/1, Foreman 2/1, Hilliard 2/1, Blasingame 1/1, Brewer 1/0, Henry 1/0, McMath 1/1, Westbrook-Ikhine 1/1

RUSHING	No	Yds	Avg	Lg	TD
Henry	219	937	4.3	76t	10
Foreman	133	566	4.3	35	3
Hilliard	56	350	6.3	68t	2
Tannehill	55	270	4.9	28	7
McNichols	41	156	3.8	14	0
Peterson	27	82	3.0	16	1
Batson	2	15	7.5	11	0

PASSING	Att	Cmp	Pct	Yards	Yds/Att	TD	Int	Lg	Sk/Yds	Rating
Tannehill	531	357	67.2	3,734	7.03	21	14	57t	47/327	89.6
A.J. Brown	2	0	0.0	0	0.00	0	0	---	0/0	39.6
M. Farley	1	1	100.0	6	6.00	0	0	6	0/0	91.7
Henry	1	1	100.0	5	5.00	1	0	5t	0/0	127.1
Team	535	359	67.1	3,745	7.00	22	14	57t	47/327	90.0
Opponents	628	395	62.9	4,485	7.14	24	16	68t	43/316	86.4

A.J. Brown	2	10	5.0	7	0
Rogers	1	9	9.0	9	0
D. Evans	2	7	3.5	5	0
Blasingame	3	6	2.0	3	0
Sargent	2	4	2.0	2	0
M. Johnson	2	-2	-1.0	5	0
Woodside	6	-6	-1.0	-1	0
Team	551	2,404	4.4	76t	23
Opponents	368	1,438	3.9	58t	14

RECEIVING	No	Yds	Avg	Lg	TD
A.J. Brown	63	869	13.8	57t	5
Westbrook-Ikhine	38	476	12.5	46	4
Firkser	34	291	8.6	24	2
Ju. Jones	31	434	14.0	51	1
Swaim	31	210	6.8	26	3
Rogers	30	301	10.0	39	1
McNichols	28	240	8.6	27	1
Hilliard	19	87	4.6	28	0
Henry	18	154	8.6	16	0
Pruitt	14	145	10.4	22	3
Reynolds	10	90	9.0	12	0
M. Johnson	9	160	17.8	50	0
Foreman	9	123	13.7	39	0
Fitzpatrick	5	49	9.8	18t	1
Hollister	4	33	8.3	14	0
Peterson	4	8	2.0	5	0
Hudson	3	31	10.3	14	0
Batson	2	15	7.5	13	1
D. Evans	2	11	5.5	6	0
McMath	2	8	4.0	9	0
Blasingame	2	4	2.0	5	0
Hooker	1	6	6.0	6	0
Team	359	3,745	10.4	57t	22
Opponents	395	4,485	11.4	68t	24

INTERCEPTIONS	No	Yds	Avg	Lg	TD
Byard	5	66	13.2	24t	1
Fulton	2	13	6.5	13	0
Long	2	6	3.0	6	0
R. Evans	2	1	0.5	1	0
Hooker	1	21	21.0	21	0
Skrine	1	17	17.0	17	0
J. Brown	1	2	2.0	2	0
Molden	1	2	2.0	2t	1
Jenkins	1	0	0.0	0	0
Team	16	128	8.0	24t	2
Opponents	14	252	18.0	82	0

PUNTING	No	Yds	Avg	Net	TB	In	Lg	B
Kern	47	2,105	44.8	40.4	1	18	59	0
Townsend	11	465	42.3	37.0	1	2	63	0
Team	58	2,570	44.3	39.8	2	20	63	0
Opponents	67	2,986	44.6	38.7	5	27	66	0

PUNT RETURNS	No	FC	Yds	Avg	TD	
Rogers	30	20	293	9.8	55	0
Kinsey	0	1	0	---	---	0
Team	30	21	292	9.8	55	0
Opponents	22	16	223	10.1	18	0

KICKOFF RETURNS	No	Yds	Avg	Lg	TD
Rogers	14	282	20.1	37	0
M. Johnson	9	179	19.9	31	0
Hilliard	8	177	22.1	26	0
Batson	5	80	16.0	20	0
McNichols	2	31	15.5	16	0
Blasingame	1	12	12.0	12	0
D. Evans	1	17	17.0	17	0
Team	40	778	19.5	37	0
Opponents	40	812	20.3	37	0

FIELD GOALS	1-19	20-29	30-39	40-49	50+
Bullock	0/0	5/5	12/12	8/13	1/1
Badgley	0/0	0/0	0/0	0/1	0/0
Team	0/0	5/5	12/12	8/14	1/1
Opponents	0/0	12/12	9/9	7/8	3/9

Bullock: () (33G,30G,24G,44N,36G) (32G) (44G,46G,36G,49N) (34G) (43G,38G) (34G,51G) (46G,44G) () (28G,36G,36G) () (44N) (47N,44G,29G) (26G,32G) (38G,44G) (23G,44G) (42N)
TM: (46N) (33G,30G,24G,44N,36G) (32G) (44G,46G,36G,49N) (34G) (43G,38G) (34G,51G) (46G,44G) (28G,36G,36G) () (44N) (47N,44G,29G) (26G,32G) (38G,44G) (23G,44G) (42N)
OPP: (34G,43N) (31G) (43G,28G,24G,51N) (27G,22G) (53N) (24G,28G,52G) (42G,57N) (34G) (34G,22G,54G) (20G) (43G,24G,37G) (22G,37G,44G,53N,28G,52G) () (36G,56N,28G,46G,48G) (48G)(39G,53N) (31G)

SACKS	No	Yds
Landry 12, Autry 9, Simmons 8.5, Dupree 3, Adeniyi 2.5, N. Jones 2.5, Peko 2, Roberson 1.5, Byard 1, (group) 1		
TM 43, OPP 47		

TACKLES (Total-Assists-Solo)
 Byard (88-57-31), Landry (75-52-23), Long (75-46-29), Hooker (62-38-24), Molden (60-42-18), R. Evans (57-35-22), Jenkins (55-39-16), J. Brown (55-36-19), Simmons (54-42-12), Fulton (40-30-10), Cruikshank (38-27-11), Jackson (33-28-5), Autry (32-25-7), Rice (30-15-15), N. Jones (29-18-11), Cunningham (25-18-7), Dupree (17-13-4), Skrine (17-11-6), Tart (16-10-6), Adeniyi (11-8-3), Mabin (10-9-1), Peko (10-7-3), Roberson (10-6-4), Murchison (8-4-4), C. Jones (6-5-1), Simon (6-4-2), Cole (6-2-4), M. Farley (5-4-1), C. Farley (4-4-0), Borders (4-3-1), Dzubnar (4-1-3), McDougald (3-3-0), Strong (3-1-2), Ankok (3-3-0), Weaver (2-0-2), Bledsoe (1-1-0), A.J. Brown (1-1-0), Jo. Jones (1-0-1)
Team Totals: 954-642-312

USUAL STARTING LINEUP
OFFENSE
 WR A.J. Brown (11)
 TE Geoff Swaim (87)
 LG Taylor Lewan (77)
LT Rodger Saffold III (76)
 C Ben Jones (60)
 RG Nate Davis (64)
 RT David Quessenberry (72)
 WR Nick Westbrook-Ikhine (15)
 WR Julio Jones (2)
 QB Ryan Tannehill (17)
 RB Derrick Henry (22)

DEFENSE
 DE Denico Autry (96)
 NT Teair Tart (93)
DT Jeffrey Simmons (98)
 OLB Bud Dupree (48)
 ILB David Long Jr. (51)
 ILB Rashaan Evans (54)
OLB Harold Landry III (58)
 CB Jackrabbit Jenkins (20)
 SS Amani Hooker (36)
FS Kevin Byard (31)
 CB Kristian Fulton (26)

PRO BOWL All-Pro
GM: Jon Robinson; **Head Coach:** Mike Vrabel
Asst. Coaches: Shane Bowen (def. coordinator), Todd Downing (off. coordinator), Craig Aukerman (ST), Brian Bell (strength and conditioning assist.), Scott Booker (safeties), Keith Carter (OL), Ryan Crow (OLB), Tony Dews (RB), Matt Edwards (assist. ST), Erik Frazier (off. skill assist.), Monday Gee (strength and conditioning assist.), Jim Haskett (ILB), Jason Houghtaling (assist. OL), Zak Kuhl (assist. ILB), Anthony Midget (secondary), Rob Moore (WR), Pat O'Hara (QB), Frank Piraino (strength and conditioning), Jim Schwartz (senior def. assist.), Luke Stechel (TE), John Streicher (coordinator of football development), Mike Sullivan (assist. OL), Kenechi Udeze (assist. DL), Terrell Williams (DL)

AMERICAN FOOTBALL CONFERENCE STANDINGS				
AFC EAST	W	L	T	Pct
Buffalo	11	6	0	.647
* New England	10	7	0	.588
Miami	9	8	0	.529
New York Jets	4	13	0	.235
AFC NORTH	W	L	T	Pct
Cincinnati	10	7	0	.588
* Pittsburgh	9	7	1	.559
Cleveland	8	9	0	.471
Baltimore	8	9	0	.471
AFC SOUTH	W	L	T	Pct
Tennessee	12	5	0	.706
Indianapolis	9	8	0	.529
Houston	4	13	0	.235
Jacksonville	3	14	0	.176
AFC WEST	W	L	T	Pct
Kansas City	12	5	0	.706
* Las Vegas	10	7	0	.588
Los Angeles Chargers	9	8	0	.529
Denver	7	10	0	.412

2020 SEASON (II-S REGULAR SEASON, O-I PLAYOFFS) • 1ST PLACE AFC SOUTH

DATE	OPPONENT	SCORE	W/L	ATT
Sept. 14	at Denver	16-14	W	
Sept. 20	Jacksonville	33-30	W	
Sept. 27	at Minnesota	31-30	W	
Oct. 13	Buffalo	42-16	W	8,403
Oct. 18	Houston	42-36*	W	10,166
Oct. 25	Pittsburgh	24-27	L	10,355
Nov. 1	at Cincinnati	20-31	L	9,712
Nov. 8	Chicago	24-17	W	13,871
Nov. 12	Indianapolis	17-34	L	13,949
Nov. 22	at Baltimore	30-24*	W	
Nov. 29	at Indianapolis	45-26	W	12,464
Dec. 6	Cleveland	35-41	L	13,986
Dec. 13	at Jacksonville	31-10	W	15,896
Dec. 20	Detroit	46-25	W	13,797
Dec. 27	at Green Bay	14-40	L	
Jan. 3	at Houston	41-38	W	12,504
Jan. 10	Baltimore	13-20	L	14,029

* Overtime

	TITANS	OPP
Total First Downs	381	391
Rushing	142	113
Passing	203	247
Penalty	36	31
3rd Down: Made/Att	84/182	111/214
3rd Down Pct.	46.2	51.9
4th Down: Made/Att	10/16	15/26
4th Down Pct.	62.5	57.7
Possession Avg.	28:28	31:32
Total Net Yards	6343	6372
Avg. Per Game	396.4	398.3
Total Plays	1031	1076
Avg. Per Play	6.2	5.9
Net Yards Rushing	2690	1933
Avg. Per Game	168.1	120.8
Total Rushes	521	427
Net Yards Passing	3653	4439
Avg. Per Game	228.3	277.4
Sacked/Yards Lost	25/173	19/154
Gross Yards	3826	4593
Att./Completions	485/316	630/423
Completion Pct.	65.2	67.1
Had Intercepted	7	15
Punts/Average	50/45.1	45/47.7
Net Punting Avg.	50/40.1	45/41.8
Penalties/Yards	86/783	103/840
Fumbles/Ball Lost	15/5	21/8
Touchdowns	62	55
Rushing	26	18
Passing	33	36
Returns	3	1

BY PERIODS	1	2	3	4	OT	PTS
Team	96	144	101	138	12	491
Opponents	77	143	97	122	0	439

SCORING	TD	RU	PA	RT	PAT	FG	S	TP
Henry	17	17	0	0			0	104
Gostkowski	0	0	0	0	46/48	18/26	0	100
A. Brown	12	0	11	1			0	72
J. Smith	9	1	8	0			0	54
Sloman	0	0	0	0	5/5	2/2	0	11
Tannehill	7	7	0	0			0	46
C. Davis	5	0	5	0			0	30
Pruitt	3	0	2	1			0	18
Humphries	2	0	2	0			0	12
Batson	1	0	1	0			0	6
D. Evans	1	0	1	0			0	6
Firkser	1	0	1	0			0	6
Foreman	1	0	1	0			0	6
King	1	0	0	1			0	6
McNichols	1	1	0	0			0	6
Swaim	1	0	1	0			0	6
Westbrook-Ikhine	0	0	0	0			0	2
Team	62	26	33	3	51/53	20/28	0	491
Opponents	55	18	36	1	42/47	21/23	1	439

2-Pt Conversions: Tannehill 2, Henry, Westbrook-Ikhine, **TM 4-7, OPP 1-8**

FUM/Lost: Tannehill 6/11, Henry 3/2, A. Brown 2/1, Batson 1/0, Brinkley 1/0, C. Davis 1/1, Douglas 1/0

RUSHING	No	Yds	Avg	Lg	TD
Henry	378	2027	5.4	94t	17
Tannehill	43	266	6.2	45t	7
McNichols	47	204	4.3	20	1
Foreman	22	95	4.3	15	0
D. Evans	14	54	3.9	9	0
Batson	4	20	5.0	11	0
Woodside	7	10	1.4	18	0
Perry	2	9	4.5	6	0
Hooker	1	4	4.0	4	0
J. Smith	2	4	2.0	3	1
Humphries	0	0	---	---	0

PASSING	Att	Cmp	Pct	Yards	Yds/Att	TD	Int	Lg	Sk/Yds	Rating
Tannehill	481	315	65.5	3,819	7.94	33	7	75t	24/173	106.5
Woodside	3	1	33.3	7	2.33	0	0	7	0/0	42.4
Kern	1	0	0.0	0	0.0	0	0	0	0/0	39.6
Humphries	0	0	---	0	---	0	0	---	1/0	---
Team	485	316	65.2	3,826	7.89	33	7	75t	25/173	105.9
Opponents	630	423	67.1	4,593	7.29	36	15	75t	19/154	97.5

Raymond	1	-3	-3.0	-3	0
Team	521	2690	5.2	94t	26
Opponents	427	1933	4.5	59	18

RECEIVING	No	Yds	Avg	Lg	TD
A. Brown	70	1075	15.4	73t	11
C. Davis	65	984	15.1	75t	5
J. Smith	41	448	10.9	63	8
Firkser	39	387	9.9	45	1
Humphries	23	228	9.9	23	2
Henry	19	114	6.0	53	0
Batson	12	100	8.3	18	1
McNichols	12	55	4.6	9	0
Raymond	9	187	20.8	61	0
Swaim	9	83	9.2	16	1
Pruitt	5	49	9.8	22t	2
Blasingame	4	39	9.8	16	0
Westbrook-Ikhine	3	33	11.0	19	0
D. Evans	2	27	13.5	24	1
Hollister	1	12	12.0	12	0
Foreman	1	5	5.0	5t	1
Tannehill	1	0	0.0	0	0
Team	316	3826	12.1	75t	33
Opponents	423	4593	10.9	75t	36

INTERCEPTIONS	No	Yds	Avg	Lg	TD
Butler	4	111	27.8	68	0
Hooker	4	11	2.8	6	0
Fulton	1	44	44.0	44	0
Cruikshank	1	13	13.0	13	0
Joseph	1	5	5.0	5	0
Borders	1	0	0.0	0	0
J. Brown	1	0	0.0	0	0
Byard	1	0	0.0	0	0
Landry	1	0	0.0	0	0
T. Smith	0	5	---	5	0
Team	15	189	12.6	68	0
Opponents	7	81	11.6	25	0

PUNTING	No	Yds	Avg	Net	TB	In	Lg	B
Kern	37	1695	45.8	41.5	3	22	66	0
Allen	8	404	50.5	40.0	1	0	65	0
Daniel	4	157	39.3	30.0	0	0	52	1
Team	50	2256	45.1	40.1	4	22	66	1
Opponents	45	2147	47.7	41.8	3	19	71	0

PUNT RETURNS	No	FC	Yds	Avg	Lg	TD
Raymond	23	11	208	9.0	40	0
Batson	0	1	0	---	---	0
Team	23	12	208	9.0	40	0
Opponents	20	13	171	8.6	57	0

KICKOFF RETURNS	No	Yds	Avg	Lg	TD
Raymond	15	275	18.3	30	0
Batson	11	231	21.0	35	0
D. Evans	9	206	22.9	31	0
Blasingame	1	11	11.0	11	0
A. Brown	1	42	42.0	42t	1
Kalu	1	2	2.0	2	0
Team	38	767	20.2	42t	1
Opponents	37	823	22.2	49	0

FIELD GOALS	1-19	20-29	30-39	40-49	50+
Gostkowski	0/0	2/3	4/5	5/10	7/8
Sloman	0/0	0/0	1/1	1/1	0/0
Team	0/0	2/3	5/6	6/11	7/8
Opponents	0/0	7/7	6/6	5/6	3/4

Gostkowski: (47N,44B,42N,25G)(51G,49G)(39G,31G,30G,51G,54G,55G)(27B,37N)(51G,45N)(53N)(40G)(50G,44N)(40G,40G,22G)(49G)(53G)(38G)(0)

Sloman, Ten.: (0)000000000000(47G,37G)

TM: (47N,44B,42N,25G)(51G,49G)(39G,31G,30G,51G,54G,55G)(27B,37N)(51G,45N)(53N)(40G)(50G,44N)(40G,40G,22G)(49G)(53G)(38G)(0)(47G,37G)

OPP: ((35G)(41G,49N)(43G)(38G)(38G,30G)(33G)(22G)(24G,43G)(30G,27G,29G)(27G,43G)(53B,53G)(53G)(0)(24G,43G,28G,51G)

SACKS
Landry 5.5, Simmons 3, Crawford 2, D. Jones 2, King 1, J. Brown 1, Fulton 1, Ray 1, Reed 1, Vaccaro 1, R. Evans 0.5
TM 19, OPP 25

TACKLES (Solo-Assists-Total)
Byard (111-79-32), Butler (100-86-14), R. Evans (96-59-37), Vaccaro (83-62-21), Brown (76-45-31), Landry III (69-46-23), Long Jr. (50-28-22), Jones (49-29-20), Simmons (49-24-25), Hooker (44-30-14), King II (31-21-10), Joseph (29-25-4), Crawford (28-20-8), Borders (27-22-5), C. Jackson (21-12-9), Clowney (19-14-5), Fulton (16-14-2), T. Smith (14-10-4), Compton (14-8-6), A. Jackson (12-9-3), Dickerson (10-4-6), Kalu (8-7-1), Roberson (6-4-2), Orr (5-5-0), Skipper (5-4-1), Tart (5-2-3), Murchison (5-1-4), Beasley Jr. (3-2-1), Hooker (3-2-1), Correa (2-1-1), Mack (2-1-1), Dzubnar (1-1-0), Ray (1-1-0), Raymond (1-1-0)
Team Totals: 680-316-996

USUAL STARTING LINEUP

OFFENSE
WR Corey Davis (84)
TE Jonnu Smith (81)
LT Taylor Lewan (77)/Ty Sambrailo (70)/David Quessenberry (72)
LG Rodger Saffold III (76)
C Ben Jones (60)
RG Nate Davis (64)
RT Dennis Kelly (70)
TE Geoff Swaim (87)
WR A.J. Brown (11)
QB Ryan Tannehill (17)
RB Derrick Henry (22)

DEFENSE

DE Jack Crawford (94)
NT DaQuan Jones (90)
DT Jeffery Simmons (98)
OLB Jadeveon Clowney (99)
ILB Rashaan Evans (54)
ILB Jayon Brown (55)
OLB Harold Landry III (58)
CB Malcolm Butler (21)
SS Kenny Vaccaro (24)
FS Kevin Byard (31)
CB Desmond King II (33)/Adoree' Jackson (25)

SPECIALISTS

K Stephen Gostkowski (3)
P Brett Kern (6)
PR Kalif Raymond (14)
KR Kalif Raymond (14)

Pro Bowl [All-Pro](#)

GM: Jon Robinson; Head Coach: Mike Vrabel

Asst. Coaches: Arthur Smith (off. coordinator), Craig Aukerman (ST), Brian Bell (strength and conditioning assist.), Scott Booker (safeties), Shane Bowen (OLB), Keith Carter (OL), Ryan Crow (assist. ST), Tony Dews (RB), Todd Downing (TE), Matt Edwards (def. assist.), Monday Gee (strength and conditioning assist.), Jim Haslett (ILB), Chandler Henley (quality control), Zak Kuhr (def. quality control), Anthony Midget (secondary), Rob Moore (WR), Pat O'Hara (QB), Frank Piraino (strength and conditioning), Luke Steckel (off. assist.), John Streicher (coordinator of football development), Mike Sullivan (assist. OL), Terrell Williams (DL)

AMERICAN FOOTBALL CONFERENCE STANDINGS

AFC EAST	W	L	T	Pct
Buffalo	13	3	0	.813
Miami	10	6	0	.625
New England	7	9	0	.438
New York Jets	2	14	0	.125
AFC NORTH	W	L	T	Pct
Pittsburgh	12	4	0	.750
* Baltimore	11	5	0	.688
* Cleveland	11	5	0	.688
Cincinnati	4	11	1	.281
AFC SOUTH	W	L	T	Pct
Tennessee	11	5	0	.688
* Indianapolis	11	5	0	.688
Houston	4	12	0	.250
Jacksonville	1	15	0	.063
AFC WEST	W	L	T	Pct
Kansas City	14	2	0	.875
Las Vegas	8	8	0	.500
Los Angeles Chargers	7	9	0	.438
Denver	5	11	0	.313

NATIONAL FOOTBALL CONFERENCE STANDINGS

NFC EAST	W	L	T	Pct
Washington	7	9	0	.438
New York Giants	6	10	0	.375
Dallas	6	10	0	.375
Philadelphia	4	11	1	.281
NFC NORTH	W	L	T	Pct
Green Bay	13	3	0	.813
* Chicago	8	8	0	.500
Minnesota	7	9	0	.438
Detroit	5	11	0	.313
NFC SOUTH	W	L	T	Pct
New Orleans	12	4	0	.750
* Tampa Bay	11	5	0	.688

2019 SEASON (9-7 REGULAR SEASON, 2-1 PLAYOFFS) • 2ND PLACE AFC SOUTH

DATE	OPPONENT	SCORE	W/L	ATT
Sep. 8	at Cleveland	43-13	W	67,431
Sep. 15	INDIANAPOLIS	17-19	L	62,849
Sep. 19	at Jacksonville	7-20	L	58,613
Sep. 29	at Atlanta	24-10	W	72,108
Oct. 6	BUFFALO	7-14	L	66,910
Oct. 13	at Denver	0-16	L	75,815
Oct. 20	L.A. CHARGERS	23-20	W	62,431
Oct. 27	TAMPA BAY	27-23	W	62,073
Nov. 3	at Carolina	20-30	L	72,540
Nov. 10	KANSAS CITY	35-32	W	68,864
Nov. 24	JACKSONVILLE	42-20	W	60,926
Dec. 1	at Indianapolis	31-17	W	60,361
Dec. 8	at Oakland	42-21	W	52,760
Dec. 15	HOUSTON	21-24	L	65,265
Dec. 22	NEW ORLEANS	28-38	L	66,756
Dec. 29	at Houston	35-14	W	71,794
Jan. 4	at New England	20-13	W	65,878
Jan. 11	at Baltimore	28-12	W	71,254
Jan. 19	at Kansas City	24-35	L	73,656

	TITANS	OPP
Total First Downs	317	335
Rushing	104	95
Passing	177	213
Penalty	36	27
3rd Down: Made/Att	70/185	74/204
3rd Down Pct.	37.8	36.3
4th Down: Made/Att	4/14	10/25
4th Down Pct.	28.6	40.0
Possession Avg.	28:31	31:29
Total Net Yards	5,805	5,752
Avg. Per Game	362.8	359.5
Total Plays	949	1056
Avg. Per Play	6.1	5.4
Net Yards Rushing	2,223	1,672
Avg. Per Game	138.9	104.5
Total Rushes	445	415
Net Yards Passing	3,582	4,080
Avg. Per Game	223.9	255.0
Sacked/Yards Lost	56/374	43/276
Gross Yards	3956	4356
Att./Completions	448/297	598/386
Completion Pct.	66.3	64.5
Had Intercepted	8	14
Punts/Average	78/47.1	71/46.5
Net Punting Avg.	78/43.1	71/42.7
Penalties/Yards	99/932	125/1025
Fumbles/Ball Lost	21/9	16/9
Touchdowns	54	39
Rushing	21	14
Passing	29	25
Returns	4	0

BY PERIODS	1	2	3	4	OT	PTS
Team	69	77	110	146	0	402
Opponents	74	99	87	71	0	331

SCORING	TD	RU	PA	RT	PAT	FG	S	TP
Henry	18	16	2	0			0	108
A. Brown	9	1	8	0			0	54
Succop	0	0	0	0	24/25	1/6	0	27
Tannehill	4	4	0	0			0	26
Santos	0	0	0	0	12/12	4/9	0	24
Sharpe	4	0	4	0			0	24
Jon. Smith	3	0	3	0			0	18
Parkey	0	0	0	0	5/6	3/3	0	14
C. Davis	2	0	2	0			0	12
Humphries	2	0	2	0			0	12
De. Walker	2	0	2	0			0	12
Joseph	0	0	0	0	9/9	0/0	0	9
J. Brown	1	0	0	1			0	6
Butler	1	0	0	1			0	6
Evans	1	0	0	1			0	6
Firkser	1	0	1	0			0	6
Kelly	1	0	1	0			0	6
D. Lewis	1	0	1	0			0	6
Pruitt	1	0	1	0			0	6
Quessenberry	1	0	1	0			0	6
Raymond	1	0	1	0			0	6
T. Smith	1	0	0	1			0	6
Wake	0	0	0	0			1	2
Team	54	21	29	4	50/52	8/18	1	402
Opponents	39	14	25	0	30/35	21/27	0	331

2-Pt Conversions: Tannehill, TM 1-2, OPP 2-4
FUM/LOST: Tannehill 6/3, Henry 5/3, Mariota 3/0, A. Brown 1/0, C. Davis 1/0, Humphries 1/0, Jackson 1/1, D. Lewis 1/1, Raymond 1/1, De. Walker 1/0

RUSHING	No	Yds	Avg	Lg	TD
Henry	303	1,540	5.1	74t	16
D. Lewis	54	209	3.9	17	0
Tannehill	43	185	4.3	25	4
Mariota	24	129	5.4	15	0

PASSING	Att	Cmp	Pct	Yards	Yds/Att	TD	Int	Lg	Sk/Yds	Rating
Tannehill	286	201	2,742	70.3	9.59	22	6	91t	31/212	117.5
Mariota	160	95	1,203	59.4	7.52	7	2	75t	25/162	92.3
Kern	2	1	11	50.0	5.50	0	0	11	0/0	66.7
Team	448	297	3,956	66.3	8.83	29	8	91t	56/374	108.3
Opponents	598	386	4,356	64.5	7.28	25	14	63t	43/276	90.4

Jon. Smith	4	78	19.5	57	0
A. Brown	3	60	20.0	49t	1
Dawkins	11	26	2.4	14	0
Humphries	1	1	1.0	1	0
Kern	1	0	0.0	0	0
Raymond	1	-5	-5.0	-5	0
Team	445	2,223	5.0	74t	21
Opponents	415	1,672	4.0	69	14

RECEIVING	No	Yds	Avg	Lg	TD
A. Brown	52	1,051	20.2	91t	8
C. Davis	43	601	14.0	38	2
Humphries	37	374	10.1	30	2
Jon. Smith	35	439	12.5	57	3
Sharpe	25	329	13.2	47	4
D. Lewis	25	164	6.6	24	1
De. Walker	21	215	10.2	29	2
Henry	18	206	11.4	75t	2
Firkser	14	204	14.6	39	1
Raymond	9	170	18.9	52	1
Pruitt	6	90	15.0	42	1
Blasingame	4	54	13.5	24	0
Jennings	2	17	8.5	11	0
Hollister	2	13	6.5	11	0
R. Davis	1	16	16.0	16	0
Byard	1	11	11.0	11	0
Kelly	1	1	1.0	1t	1
Quessenberry	1	1	1.0	1t	1
Team	297	3,956	13.3	91t	29
Opponents	386	4,356	11.3	63t	25

INTERCEPTIONS	No	Yds	Avg	Lg	TD
Byard	5	79	15.8	28	0
Ryan	4	16	4.0	16	0
Butler	2	61	30.5	38t	1
Vaccaro	1	2	2.0	2	0
J. Brown	1	0	0.0	0	0
Landry	1	0	0.0	0	0
Team	14	158	11.3	38t	1
Opponents	8	204	25.5	86	0

PUNTING	No	Yds	Avg	Net	TB	In	Lg	B
Kern	78	3,672	47.1	43.1	2	37	70	0
Team	78	3,672	47.1	43.1	2	37	70	0
Opponents	71	3,300	46.5	42.7	5	32	64	0

PUNT RETURNS	No	FC	Yds	Avg	Lg	TD
Humphries	12	19	78	6.5	21	0
Raymond	4	7	45	11.3	14	0
Jackson	3	1	26	8.7	17	0
R. Davis	2	3	9	4.5	10	0
Sims	1	0	11	11.0	11	0
Team	22	30	169	7.7	21	0
Opponents	30	19	269	9.0	42	0

KICKOFF RETURNS	No	Yds	Avg	Lg	TD
Raymond	18	403	22.4	45	0
Jennings	9	196	21.8	26	0
Jackson	2	23	11.5	23	0
Jon. Smith	1	16	16.0	16	0
Team	30	638	21.3	45	0
Opponents	37	877	23.7	47	0

FIELD GOALS	1-19	20-29	30-39	40-49	50+
Santos	0/0	0/0	1/3	2/3	1/3
Succop	0/0	0/0	1/1	0/4	0/1
Parkey	0/0	0/0	0/0	2/2	1/1
Team	0/0	0/0	2/4	4/9	2/5
Opponents	0/0	5/5	4/5	9/11	3/6

TEAM/SANTOS: (37G,53G) (49G,45N) () (45G) (50N,36N, 33B, 53N) () () () () () () () () () ()
Succop: () () () () () () () () (43N,56N,44N) () () (31G) (42N) (45B) () ()
Parkey: () () () () () (45G) (51G,42G) () () () () () () ()
Joseph: () () () () () () () () () () () ()
OPP: () (40G,48G) (32N,42G) () (31G,53G,48G) (29G, 50G) (22G,48G,24G) (35G,49N) (30G,41G,43G,39G,52B) (49G,50G) (55N,53B,28G,46B) () (29G) (47G) ()

SACKS
 Landry 9, Casey 5, Correa 5, Ryan 4.5, Roberson 3, Evans 2.5, Wake 2.5, Finch 2, Simmons 2, Mack 1.5, J. Brown 1, Gilbert 1, D. Jones 1, Vaccaro 1, Woodyard 1, (group) 1.
Titans 43, Opponents 56

TACKLES (Solo-Assists-Total)
 Evans (139-84-55), Ryan (120-76-44), Brown (117-89-28), Vaccaro (104-62-42), Byard (91-57-34), Landry III (81-56-25), Casey (61-41-20), Jones (50-34-16), Woodyard (46-32-14), Jackson (40-36-4), Simmons (40-25-15), Correa (37-23-14), Sims (31-23-8), Butler (30-23-7), Johnson (29-16-13), Smith (24-19-5), Gilbert (24-15-9), Long Jr. (15-8-7), Brock Sr. (13-10-3), Finch (13-10-3), Hooker (13-8-5), Mack (11-6-5), Orr (9-7-2), Wake (5-3-2), Roberson (4-4-0), Urban (4-2-2), Dickerson (2-2-0), Kalu (2-2-0), Bates (1-1-0), Ivie (1-0-1)
Team Totals: 654-345-999

USUAL STARTING LINEUP	
OFFENSE	
WR	Corey Davis (84)
TE	Jonnu Smith (81)
LT	Taylor Lewan (77)
LG	Rodger Saffold III (76)
C	Ben Jones (60)
RG	Nate Davis (64)
RT	Jack Conklin (78)
TE	MyCole Pruitt (85)
WR	A.J. Brown (11)
QB	Ryan Tannehill (17)
RB	Derrick Henry (22)
DEFENSE	
DE	Jeffery Simmons (98)
NT	DaQuan Jones (90)
DT	Jurrell Casey (99)
OLB	Kamalei Correa (44)/Reggie Gilbert (93)
ILB	Rashaan Evans (54)
ILB	Jayon Brown (55)
OLB	Harold Landry III (58)
CB	Malcolm Butler (21)/Adoree' Jackson (25)
SS	Kenny Vaccaro (24)
FS	Kevin Byard (31)
CB	Logan Ryan (26)

SPECIALISTS	
K	Cairo Santos (7)/Cody Parkey (3)/Ryan Succop (4)/Greg Joseph (7)
P	Brett Kern (6)
PR	Adam Humphries (10)
KR	Kalf Raymond (14)

Pro Bowl All-Pro
GM: Jon Robinson; **Head Coach:** Mike Vrabel
Asst. Coaches: Dean Pees (def. coordinator), Arthur Smith (off. coordinator), Craig Aukerman (ST), Brian Bell (strength and conditioning assist.), Scott Booker (def. assist.), Shane Bowen (OLB), Keith Carter (OL), Kerry Combs (secondary), Ryan Crow (def. assist.), Tony Dews (RB), Todd Downing (TE), Matt Edwards (assist. ST), Mondray Gee (strength and conditioning assist.), Chandler Henley (quality control), Tyrone McKenzie (ILB), Rob Moore (WR), Pat O'Hara (QB), Matt Pees (quality control), Frank Piraino (strength and conditioning), Luke Steckel (off. assist.), John Streicher (Assistant to Head Coach), Mike Sullivan (off. assist.), Terrell Williams (DL)

AMERICAN FOOTBALL CONFERENCE STANDINGS				
AFC EAST				
	W	L	T	Pct
New England	12	4	0	.750
* Buffalo	10	6	0	.625
New York Jets	7	9	0	.438
Miami	5	11	0	.313
AFC NORTH				
	W	L	T	Pct
Baltimore	14	2	0	.875
Pittsburgh	8	8	0	.500
Cleveland	6	10	0	.375
Cincinnati	2	14	0	.125
AFC SOUTH				
	W	L	T	Pct
Houston	10	6	0	.625
* Tennessee	9	7	0	.563
Indianapolis	7	9	0	.438
Jacksonville	6	10	0	.375
AFC WEST				
	W	L	T	Pct
Kansas City	12	4	0	.750
Denver	7	9	0	.438
Oakland	7	9	0	.438
Los Angeles Chargers	5	11	0	.313

NATIONAL FOOTBALL CONFERENCE STANDINGS				
NFC EAST				
	W	L	T	Pct
Philadelphia	9	7	0	.563
Dallas	8	8	0	.500
New York Giants	4	12	0	.250
Washington	3	13	0	.188
NFC NORTH				

2018 SEASON (9-7 REGULAR SEASON, 0-0 PLAYOFFS) • 3RD PLACE AFC SOUTH

DATE	OPPONENT	SCORE	W/L	ATT
Sep. 9	at Miami	20-27	L	65,184
Sep. 16	HOUSTON	20-17	W	62,372
Sep. 23	at Jacksonville	9-6	W	64,015
Sep. 30	PHILADELPHIA	26-23*	W	69,013
Oct. 7	at Buffalo	12-13	L	68,202
Oct. 14	BALTIMORE	0-21	L	64,441
Oct. 21	at L.A. Chargers	19-20	L	84,301
Nov. 5	at Dallas	28-14	W	90,466
Nov. 11	NEW ENGLAND	34-10	W	69,363
Nov. 18	at Indianapolis	10-38	L	57,401
Nov. 26	at Houston	17-34	L	71,826
Dec. 2	N.Y. JETS	26-22	W	60,904
Dec. 6	JACKSONVILLE	30-9	W	60,344
Dec. 16	at N.Y. Giants	17-0	W	74,538
Dec. 22	WASHINGTON	25-16	W	60,746
Dec. 30	INDIANAPOLIS	17-33	L	68,978

	TITANS	OPP
Total First Downs	289	298
Rushing	106	98
Passing	156	182
Penalty	27	18
3rd Down: Made/Att	82/205	75/205
3rd Down Pct.	40.0	36.6
4th Down: Made/Att	7/12	11/20
4th Down Pct.	58.3	55.0
Possession Avg.	29:28	30:02
Total Net Yards	4,998	5,334
Avg. Per Game	312.4	333.4
Total Plays	938	1001
Avg. Per Play	5.3	5.3
Net Yards Rushing	2,023	1,863
Avg. Per Game	126.4	116.4
Total Rushes	454	429
Net Yards Passing	2,975	3,471
Avg. Per Game	185.9	216.9
Sacked/Yards Lost	47/280	39/248
Gross Yards	3255	3719
Att./Completions	437/293	533/337
Completion Pct.	67.0	63.2
Had Intercepted	12	11
Punts/Average	75/46.1	71/46.1
Net Punting Avg.	75/41.7	71/39.4
Penalties/Yards	82/727	120/984
Fumbles/Ball Lost	18/6	14/6
Touchdowns	34	32
Rushing	15	9
Passing	16	21
Returns	3	2

BY PERIODS	1	2	3	4	OT	PTS
Team	76	58	69	101	6	310
Opponents	70	105	63	62	3	303

SCORING	TD	RU	PA	RT	PAT	FG	S	TP
Succop	0	0	0	0	28/31	26/30	0	106
Henry	12	12	0	0	0	0	0	72
C. Davis	4	0	4	0	0	0	0	24
J. Smith	3	0	3	0	0	0	0	18
D. Lewis	2	1	1	0	0	0	0	12
Mariota	2	2	0	0	0	0	0	12
Sharpe	2	0	2	0	0	0	0	12
Stocker	2	0	2	0	0	0	0	12
Brown	1	0	0	1	0	0	0	6
Butler	1	0	0	1	0	0	0	6
Cruikshank	1	0	1	0	0	0	0	6
Firkser	1	0	1	0	0	0	0	6
Jennings	1	0	0	1	0	0	0	6
Pruitt LG	1	0	1	0	0	0	0	6
Pruitt TM	1	0	1	0	0	0	0	6
Taylor	1	0	1	0	0	0	0	6
Team	34	15	16	3	28/31	26/30	0	310
Opponents	32	9	21	2	31/32	26/29	1	303

2-Pt Conversions: TM 0-1, OPP 0-0

FUM/Lost: Mariota 9/2, Jackson 3/1, Batson 1/0, C. Davis 1/0, Henry 1/1, D. Lewis 1/1, J. Smith 1/0, Taylor 1/1

RUSHING	No	Yds	Avg	Lg	TD
Henry	215	1,059	4.9	99t	12
D. Lewis	155	517	3.3	36	1
Mariota	64	357	5.6	27	2
Davis	6	55	9.2	39	0

PASSING	Att	Cmp	Pct	Yards	Yds/Att	TD	Int	Lg	Sk/Yds	Rating
Mariota	331	228	68.9	2,528	7.64	11	8	61t	42/243	92.3
Gabbert	101	61	60.4	626	6.20	4	4	35	5/37	74.9
Henry	3	2	66.7	14	4.67	0	0	8	0/0	77.1
Byard	1	1	100.0	66	66.00	1	0	66t	0/0	158.3
Jennings	1	1	100.0	21	21.00	0	0	21	0/0	118.8
Team	437	293	67.0	3,255	7.45	16	12	66t	47/280	89.8
Opponents	533	337	63.2	3,719	6.98	21	11	75t	39/248	88.4

Fluellen	4	16	4.0	13	0
Sharpe	1	16	16.0	16	0
Jennings	1	2	2.0	2	0
Batson	1	1	1.0	1	0
Gabbert	6	0	0.0	1	0
Stocker	1	0	0.0	0	0
Team	454	2,023	4.5	99t	15
Opponents	429	1,863	4.3	97t	9

RECEIVING	No	Yds	Avg	Lg	TD
C. Davis	65	891	13.7	51	4
D. Lewis	59	400	6.8	37	1
Taylor	37	466	12.6	55	1
Sharpe	26	316	12.2	28	2
J. Smith	20	258	12.9	61t	3
Firkser	19	225	11.8	28	1
Stocker	15	165	11.0	31	2
Henry	15	99	6.6	21	0
Jennings	11	101	9.2	36	0
Pruitt	9	102	11.3	27	1
Batson	8	82	10.3	26	0
Walker	4	52	13.0	16	0
Matthews	3	11	3.7	4	0
Cruikshank	1	66	66.0	66t	1
Mariota	1	21	21.0	21	0
Team	293	3,255	11.1	66t	16
Opponents	337	3,719	11.0	75t	21

INTERCEPTIONS	No	Yds	Avg	Lg	TD
Byard	4	1	0.3	1	0
Butler	3	90	30.0	56t	1
Jackson	2	7	3.5	7	0
Brown	1	22	22.0	22t	1
Vaccaro	1	0	0.0	0	0
Team	11	120	10.9	56t	2
Opponents	12	219	18.3	54	1

PUNTING	No	Yds	Avg	Net	TB	In	Lg	B
Kern	74	3483	47.1	41.7	3	39	62	1
Team	75	3483	46.4	41.7	3	39	62	1
Opponents	71	3275	46.1	39.4	12	27	68	0

PUNT RETURNS	No	FC	Yds	Avg	Lg	TD
Jackson	16	9	148	9.3	26	0
Matthews	4	0	38	9.5	18	0
Williams	4	1	47	11.8	38	0
Batson	3	1	4	1.3	5	0
Team	27	11	237	8.8	38	0
Opponents	33	16	296	9.0	51	0

KICKOFF RETURNS	No	Yds	Avg	Lg	TD
Jennings	22	698	31.7	94t	1
Cruikshank	1	39	39.0	39	0
Team	23	737	32.0	94t	1
Opponents	25	696	27.8	102t	1

FIELD GOALS	1-19	20-29	30-39	40-49	50+
Succop	0/0	5/6	13/13	5/7	3/4
Team	0/0	5/6	13/13	5/7	3/4
Opponents	0/0	6/6	8/9	8/8	4/6

TEAM/Succop: (47G,53G)(42G,31G)(39G,48N,36G,28G)(42G,33G)(25G,54G,39G,50G)(28G,33G,51N)(28N)(33G,31G)(42G)(31G)(24G,33G)(33G)(48N,22G)(42G,33G)(38G)

OPP: (27G,30G)(54N,34G)(46G,38G)(27G,30G,37G)(40G,46G)(29G,28G)(38N)(52G,52N)(22G)(43G,47G)(54G,34G,43G,39G,39G)(50G,40G,46G)(53G,25G)

SACKS
Casey 7, Brown 6, Landry 4.5, Woodyard 4.5, Ryan 4, Correa 3.5, Byard 2, Vaccaro 2, Finch 1.5, Orakpo 1.5, Butler 1, Johnson 1, D. Morgan 0.5
Titans 39, Opponents 47

TACKLES (Solo-Assists-Total)
Woodyard (124-85-39), Brown (107-76-31), Byard (96-64-32), Ryan (85-54-31), Casey (72-46-26), Vaccaro (70-45-25), Jackson (69-62-7), Evans (63-42-21), Butler (56-49-7), Landry (46-26-20), Orakpo (40-24-16), Jones (39-19-20), Morgan (37-25-12), Lewis (28-19-9), Correa (27-17-10), Johnson (25-16-9), Finch (22-16-6), Sims (21-15-6), Logan (16-8-8), Compton (11-7-4), Bates (6-3-3), Kilgo (5-3-2), Dickerson (3-2-1), Cruikshank (2-2-0), Wallace (1-0-1)
Team Totals: 655-300-955

USUAL STARTING LINEUP

OFFENSE
WR Corey Davis (84)
TE Jonnu Smith (81)
LT **Taylor Lewan (77)**
LG Quinton Spain (67)
C Ben Jones (60)
RG Josh Kline (64)
RT Jack Conklin (78)
TE Luke Stocker (88)
WR Tajaé Sharpe (19)
QB Marcus Mariota (8)
RB Derrick Henry (22)

DEFENSE
DE DaQuan Jones (90)
NT Austin Johnson (94)
DT **Jurrell Casey (99)**
OLB Derrick Morgan (91)
ILB Wesley Woodyard (59)
ILB Jayon Brown (55)/Rashaan Evans (54)
OLB Brian Orakpo (98)
CB Logan Ryan (26)/Adoree' Jackson (25)
SS Kenny Vaccaro (24)
FS Kevin Byard (31)
CB Malcolm Butler (21)

SPECIALISTS
K Ryan Succop (4)
P **Brett Kern (6)**
PR Adoree' Jackson (25)
KR Darius Jennings (15)

Pro Bowl [All-Pro](#)

GM: Jon Robinson; **Head Coach:** Mike Vrabel
Asst. Coaches: Matt LaFleur (off. coordinator), Dean Pees (def. coordinator), Craig Aukerman (ST), Brian Bell (strength and conditioning assist.), Scott Booker (def. assist.), Shane Bowen (OLB), Keith Carter (OL), Kerry Coombs (secondary), Ryan Crow (def. assist.), Tony Dews (RB), Matt Edwards (assist. ST), Chandler Henley (quality control), Tom Kanavy (strength and conditioning), Tyrone McKenzie (ILB), Rob Moore (WR), Pat O'Hara (QB), Matt Pees (quality control), Taylor Porter (strength and conditioning assist.), Arthur Smith (TE), Luke Steckel (off. assist.), Mike Sullivan (off. assist.), Terrell Williams (DL)

AMERICAN FOOTBALL CONFERENCE STANDINGS

AFC EAST	W	L	T	Pct
New England	11	5	0	.688
Miami	7	9	0	.438
Buffalo	6	10	0	.375
New York Jets	4	12	0	.250
AFC NORTH	W	L	T	Pct
Baltimore	10	6	0	.625
Pittsburgh	9	6	1	.594
Cleveland	7	8	1	.469
Cincinnati	6	10	0	.375
AFC SOUTH	W	L	T	Pct
Houston	11	5	0	.688
* Indianapolis	10	6	0	.625
Tennessee	9	7	0	.563
Jacksonville	5	11	0	.313
AFC WEST	W	L	T	Pct
Kansas City	12	4	0	.750
* Los Angeles Chargers	12	4	0	.750
Denver	6	10	0	.375
Oakland	4	12	0	.250

NATIONAL FOOTBALL CONFERENCE STANDINGS

NFC EAST	W	L	T	Pct
Dallas	10	6	0	.625
* Philadelphia	9	7	0	.563
Washington	7	9	0	.438
New York Giants	5	11	0	.313
NFC NORTH	W	L	T	Pct
Chicago	12	4	0	.750
Minnesota	8	7	1	.531
Green Bay	6	9	1	.406
Detroit	6	10	0	.375
NFC SOUTH	W	L	T	Pct
New Orleans	13	3	0	.813
Atlanta	7	9	0	.438
Carolina	7	9	0	.438
Tampa Bay	5	11	0	.313
NFC WEST	W	L	T	Pct
Los Angeles Rams	13	3	0	.813
* Seattle	10	6	0	.625
San Francisco	4	12	0	.250
Arizona	3	13	0	.188

* Wild Card for Playoffs

2017 SEASON (9-7 REGULAR SEASON, I-1 PLAYOFFS) • 2ND PLACE AFC SOUTH

DATE	OPPONENT	SCORE	W/L	ATT
Sep. 10	OAKLAND	16-26	L	69,089
Sep. 17	at Jacksonville	37-16	W	61,709
Sep. 24	SEATTLE	33-27	W	69,127
Oct. 1	at Houston	14-57	L	71,804
Oct. 8	at Miami	10-16	L	65,135
Oct. 16	INDIANAPOLIS	36-22	W	63,888
Oct. 22	at Cleveland	12-9*	W	59,061
Nov. 5	BALTIMORE	23-20	W	67,322
Nov. 12	CINCINNATI	24-20	W	67,432
Nov. 16	at Pittsburgh	17-40	L	60,703
Nov. 26	at Indianapolis	20-16	W	62,207
Dec. 3	HOUSTON	24-13	W	62,758
Dec. 10	at Arizona	7-12	L	64,153
Dec. 17	at San Francisco	23-25	L	70,133
Dec. 24	L.A. RAMS	23-27	L	60,097
Dec. 31	JACKSONVILLE	15-10	W	65,501
Jan. 6	at Kansas City	22-21	W	73,319
Jan. 13	at New England	14-35	L	65,878

	TITANS	OPP
Total First Downs	290	323
Rushing	97	68
Passing	157	231
Penalty	36	24
3rd Down: Made/Att	71/202	78/214
3rd Down Pct.	35.1	36.4
4th Down: Made/Att	5/10	10/16
4th Down Pct.	50.0	62.5
Possession Avg.	29:51	30:09
Total Net Yards	5024	5248
Avg. Per Game	314.0	328.0
Total Plays	974	1046
Avg. Per Play	5.2	5.0
Net Yards Rushing	1833	1420
Avg. Per Game	114.6	88.8
Total Rushes	443	398
Net Yards Passing	3191	3828
Avg. Per Game	199.4	239.3
Sacked/Yards Lost	35/203	43/272
Gross Yards	3394	4100
Att./Completions	496/306	605/369
Completion Pct.	61.7	61.0
Had Intercepted	17	12
Punts/Average	75/49.7	75/48.2
Net Punting Avg.	75/44.6	75/42.8
Penalties/Yards	85/785	119/942
Fumbles/Ball Lost	10/8	23/9
Touchdowns	33	36
Rushing	18	5
Passing	14	27
Returns	1	4

BY PERIODS	1	2	3	4	OT	PTS
Team	52	103	91	85	3	334
Opponents	71	98	49	138	0	356

SCORING	TD	RU	PA	RT	PAT	FG	S	TP
Succop	0	0	0	0	31/33	35/42	0	136
Murray	7	6	1	0	0	0	0	42
Henry	6	5	1	0	0	0	0	36
Mariota	5	5	0	0	0	0	0	30
Matthews	4	0	4	0	0	0	0	24
Walker	4	1	3	0	0	0	0	24
J. Smith	2	0	2	0	0	0	0	12
Decker	1	0	1	0	0	0	0	6
Fowler	1	1	0	0	0	0	0	6
Supernaw	1	0	1	0	0	0	0	6
Taylor	1	0	1	0	0	0	0	6
Woodyard	1	0	0	1	0	0	0	6
Team	33	18	14	1	31/33	35/42	0	334
Opponents	36	5	27	4	29/34	37/41	0	356

2-Pt Conversions: TM 0-0, OPP 0-2

FUM/Lost: Cassel 2/2, Walker 2/2, Mariota 2/1, Davis 1/1, Jackson 1/1, Murray 1/1, Henry 1/0

RUSHING	No	Yds	Avg	Lg	TD
Henry	176	744	4.2	75t	5
Murray	184	659	3.6	75t	6
Mariota	60	312	5.2	34t	5
Jackson	5	55	11.0	20	0
Taylor	8	43	5.4	17	0
Fluellen	4	21	5.3	10	0

PASSING	Att	Cmp	Pct	Yards	Yds/Att	TD	Int	Lg	Sk/Yds	Rating
Mariota	453	281	62.0	3232	7.13	13	15	75t	27/173	79.3
Cassel	42	25	59.5	162	3.86	1	2	17	8/30	55.9
Decker	1	0	0.0	0	0.00	0	0	---	0/0	39.6
Team	496	306	61.7	3394	6.84	14	17	75t	35/203	77.1
Opponents	605	369	61.0	4100	6.78	27	12	80t	43/272	87.8

Fowler	2	4	2.0	3t	1
Weems	1	0	0.0	0	0
Walker	2	-2	-1.0	1t	1
Matthews	1	-3	-3.0	-3	0
Team	443	1833	4.1	75t	18
Opponents	398	1420	3.6	34	5

RECEIVING	No	Yds	Avg	Lg	TD
Walker	74	807	10.9	42	3
Decker	54	563	10.4	29	1
Matthews	53	795	15.0	75t	4
Murray	39	266	6.8	18	1
Davis	34	375	11.0	37	0
J. Smith	18	157	8.7	32t	2
Taylor	16	231	14.4	53t	1
Henry	11	136	12.4	66t	1
Supernaw	4	39	9.8	20	1
Stocker	1	12	12.0	12	0
Douglas	1	8	8.0	8	0
Weems	1	5	5.0	5	0
Team	306	3394	11.1	75t	14
Opponents	369	4100	11.1	80t	27

INTERCEPTIONS	No	Yds	Avg	Lg	TD
Byard	8	130	16.3	33	0
T. Smith	1	14	14.0	14	0
Searcy	1	8	8.0	8	0
Riley	1	2	2.0	2	0
Sims	1	0	0.0	0	0
Team	12	154	12.8	33	0
Opponents	17	262	15.4	41	2

PUNTING	No	Yds	Avg	Net	TB	In	Lg	B
Kern	75	3728	49.7	44.6	5	28	74	0
Team	75	3728	49.7	44.6	5	28	74	0
Opponents	75	3617	48.2	42.8	5	21	64	0

PUNT RETURNS	No	FC	Yds	Avg	Lg	TD
Jackson	34	9	290	8.5	46	0
Weems	2	0	15	7.5	13	0
Team	36	9	305	8.5	46	0
Opponents	41	9	286	7.0	23	0

KICKOFF RETURNS	No	Yds	Avg	Lg	TD
Jackson	25	578	23.1	57	0
Weems	2	18	9.0	18	0
Decker	1	22	22.0	22	0
Team	28	618	22.1	57	0
Opponents	32	750	23.4	60	0

FIELD GOALS	1-19	20-29	30-39	40-49	50+
Succop	0/0	10/10	7/7	16/20	2/5
Team	0/0	10/10	7/7	16/20	2/5
Opponents	0/0	9/10	7/8	14/16	7/7

TEAM/Succop: (23G,26G,52G,52N) (40G,41G,26G) (24G,37G,47G,35G) (45G)(48G,32G,40G,48G,23G) (43G,23G,46G,53N,47G) (48G) (48N,44G) (48B,44G)(29G,45G) (40N,43G) (58N) (40G,31G,50G) (25G,37G,45N,27G) (25G,39G,38G)
OPP: (20G,52G,52G,43G) (43G) (50G,40G,33G) (41G) (36G,25G,52G)(31G,47G,54G) (30G,49G) (41G,28G,50G,26G) (26G,28G,42G)(23G,48N,27N,42G) (47G,23G,40N,32G,35G) (38G,48G,28G,50G,48G,45G) (36N) (41G)

SACKS
 Morgan 7.5, Orakpo 7, Casey 6, Woodyard 5, Walden 4, D. Jones 3.5, Williamson 3, Brown 1.5, Klug 1.5, Cyprien 1, A. Johnson 1, King 1, (group) 1.
Titans 43, Opponents 35

TACKLES (Solo-Assists-Total)
 Woodyard (104-68-172), Williamson (70-55-125), Byard (64-23-87), Ryan (54-19-73), Casey (60-12-72), Jackson (58-9-67), Brown (42-25-67), Cyprien (46-19-65), Orakpo (39-21-60), Walden (29-15-44), Morgan (23-17-40), Jones (24-12-36), Sims (28-5-33), Johnson (20-12-32), Searcy (22-5-27), Williams (16-10-26), Klug (15-11-26), Riley (8-5-13), Smith (10-1-11), Dodd (7-4-11), McCain (7-4-11), King (3-1-4), Palmer (1-2-3)
Team Totals: 750-355-1,105

USUAL STARTING LINEUP

WR	Richard Matthews (18)
TE	Delanie Walker (82)
LT	Taylor Lewan (77)
LG	Quinton Spain (67)
C	Ben Jones (60)
RG	Josh Kline (64)
RT	Jack Conklin (78)
TE	Jonnu Smith (81)
WR	Corey Davis (84)/Eric Decker (87)
QB	Marcus Mariota (8)
RB	DeMarco Murray (29)
DEFENSE	
DE	DaQuan Jones (90)
NT	Sylvester Williams (96)
DT	Jurrell Casey (99)
OLB	Derrick Morgan (91)
ILB	Wesley Woodyard (59)
ILB	Avery Williamson (54)
OLB	Brian Orakpo (98)
CB	Logan Ryan (26)
SS	Johnathan Cyprien (37)/Da'Norris Searcy (21)
FS	Kevin Byard (31)
CB	Adoree' Jackson (25)
SPECIALISTS	
K	Ryan Succop (4)
P	Brett Kern (6)
KR/PR	Adoree' Jackson (25)
ST	Brynden Trawick (41)

Pro Bowl All-Pro

GM: Jon Robinson; **Head Coach:** Mike Mularkey
Asst. Coaches: Dick LeBeau (asst. HC/def. coord.), Terry Robiskie (off. coord.), Craig Aukerman (asst. ST), Brandon Blaney (def. asst.), Sylvester Croom (RB), Nick Eason (DL), Russ Grimm (OL), Steve Hoffman (ST), Frisman Jackson (WR), Steve Jackson (asst. secondary), Tom Kanavy (asst. strength and cond.), Jason Michael (QB), Taylor Porter (strength and cond. asst.), Arthur Smith (TE), Lou Spanos (LB), Luke Stechel (asst. WR), Mike Sullivan (asst. OL), Deshaun Townsend (secondary), Steve Watterson (asst. HC/strength and cond.), Keith Willis (asst. DL)

AMERICAN FOOTBALL CONFERENCE STANDINGS

AFC EAST	W	L	T	Pct
New England	13	3	0	.813
* Buffalo	9	7	0	.563
Miami	6	10	0	.375
New York Jets	5	11	0	.313
AFC NORTH	W	L	T	Pct
Pittsburgh	13	3	0	.813
Baltimore	9	7	0	.563
Cincinnati	7	9	0	.438
Cleveland	0	16	0	.000
AFC SOUTH	W	L	T	Pct
Jacksonville	10	6	0	.625
* Tennessee	9	7	0	.563
Indianapolis	4	12	0	.250
Houston	4	12	0	.250
AFC WEST	W	L	T	Pct
Kansas City	10	6	0	.625
Los Angeles Chargers	9	7	0	.563
Oakland	6	10	0	.375
Denver	5	11	0	.313

NATIONAL FOOTBALL CONFERENCE STANDINGS

NFC EAST	W	L	T	Pct
Philadelphia	13	3	0	.813
Dallas	9	7	0	.563
Washington	7	9	0	.438
New York Giants	3	13	0	.188
NFC NORTH	W	L	T	Pct
Minnesota	13	3	0	.813
Detroit	9	7	0	.563
Green Bay	7	9	0	.438
Chicago	5	11	0	.313
NFC SOUTH	W	L	T	Pct
New Orleans	11	5	0	.688
* Carolina	11	5	0	.688
* Atlanta	10	6	0	.625
Tampa Bay	5	11	0	.313
NFC WEST	W	L	T	Pct
Los Angeles Rams	11	5	0	.688
Seattle	9	7	0	.563
Arizona	8	8	0	.500
San Francisco	6	10	0	.375

* Wild Card for Playoffs



2016 SEASON (9-7 REGULAR SEASON, 0-0 PLAYOFFS) • 2ND PLACE AFC SOUTH

DATE	OPPONENT	SCORE	W/L	ATT
Sep. 11	MINNESOTA	16-25	L	63,816
Sep. 18	at Detroit	16-15	W	58,466
Sep. 25	OAKLAND	10-17	L	62,370
Oct. 2	at Houston	20-27	L	71,815
Oct. 9	at Miami	30-17	W	64,425
Oct. 16	CLEVELAND	28-26	W	60,897
Oct. 23	INDIANAPOLIS	26-34	L	65,470
Oct. 27	JACKSONVILLE	36-22	W	61,619
Nov. 6	at San Diego	35-43	L	52,281
Nov. 13	GREEN BAY	47-25	W	69,116
Nov. 20	at Indianapolis	17-24	L	65,048
Nov. 27	at Chicago	27-21	W	59,494
Dec. 11	DENVER	13-10	W	68,780
Dec. 18	at Kansas City	19-17	W	68,084
Dec. 24	at Jacksonville	17-38	L	59,621
Jan. 1	HOUSTON	24-17	W	65,205

	TITANS	OPP
Total First Downs	322	324
Rushing	115	70
Passing	175	227
Penalty	32	27
3rd Down: Made/Att	100/217	77/210
3rd Down Pct.	46.1	36.7
4th Down: Made/Att	4/11	12/22
4th Down Pct.	36.4	54.5
Possession Avg.	30:32	29:28
Total Net Yards	5720	5720
Avg. Per Game	358.0	357.5
Total Plays	1008	1031
Avg. Per Play	5.7	5.5
Net Yards Rushing	2187	1413
Avg. Per Game	136.7	88.3
Total Rushes	476	356
Net Yards Passing	3541	4307
Avg. Per Game	221.3	269.2
Sacked/Yards Lost	28/179	40/278
Gross Yards	3720	4585
Att./Completions	504/307	635/388
Completion Pct.	60.9	61.1
Had Intercepted	11	12
Punts/Average	77/44.2	72/46.7
Net Punting Avg.	77/38.6	72/40.9
Penalties/Yards	110/1012	137/1191
Fumbles/Ball Lost	17/7	12/6
Touchdowns	46	43
Rushing	16	10
Passing	29	25
Returns	1	8

BY PERIODS	1	2	3	4	OT	PTS
Team	77	149	59	96	0	381
Opponents	97	95	75	111	0	378

SCORING	TD	RU	PA	RT	PAT	FG	S	TP
Succop	0	0	0	0	39/41	22/24	0	105
Murray	12	9	3	0	0	0	0	72
Matthews	9	0	9	0	0	0	0	54
Walker	7	0	7	0	0	0	0	42
Henry	5	5	0	0	0	0	0	30
Wright	3	0	3	0	0	0	0	18
Fasano	2	0	2	0	0	0	0	12
An. Johnson	2	0	2	0	0	0	0	12
Mariota	2	2	0	0	0	0	0	12
Sharpe	2	0	2	0	0	0	0	12
D. Jones	1	0	0	1	0	0	0	6
Lewan	1	0	1	0	0	0	0	6
Team	46	16	29	1	39/41	22/24	0	381
Opponents	43	10	25	8	35/40	27/32	1	378

2-Pt Conversions: TM 0-5, OPP 1-3

FUM/Lost: Mariota 9/5, Murray 3/1, Mariani 2/0, Cassel 1/0, Matthews 1/1, Walker 1/0

RUSHING	No	Yds	Avg	Lg	TD
Murray	293	1287	4.4	75t	9
Henry	110	490	4.5	22	5
Mariota	60	349	5.8	41	2
Andrews	2	15	7.5	9	0
Mariani	1	15	15.0	15	0
Wright	1	15	15.0	15	0
Walker	2	11	5.5	8	0
Cassel	4	3	0.8	3	0
Fowler	1	3	3.0	3	0
Sharpe	1	1	1.0	1	0
Blake	1	-2	-2.0	-2	0
Team	476	2187	4.6	75t	16
Opponents	356	1413	4.0	68t	10

PASSING	Att	Cmp	Pct	Yards	Yds/Att	TD	Int	Lg	Sk/Yds	Rating
Mariota	451	276	3426	61.2	7.60	26	9	60	23/156	95.6
Cassel	51	30	284	58.8	5.57	2	2	50	5/23	71.0
Murray	2	1	10	50.0	5.00	1	0	10t	0/0	104.2
Team	504	307	3720	60.9	7.38	29	11	60	28/179	93.7
Opponents	635	388	4585	61.1	7.22	25	12	58	40/278	88.3

RECEIVING	No	Yds	Avg	Lg	TD
Matthews	65	945	14.5	60	9
Walker	65	800	12.3	47	7
Murray	53	377	7.1	35	3
Sharpe	41	522	12.7	34t	2
Wright	29	416	14.3	48t	3
Douglas	15	210	14.0	35	0
Henry	13	137	10.5	29	0
An. Johnson	9	85	9.4	20	2
Fasano	8	83	10.4	17	2
Supernaw	4	62	15.5	30	0
Amaro	3	59	19.7	26	0
Fowler	1	14	14.0	14	0
Lewan	1	10	10.0	10t	1
Team	307	3720	12.1	60	29
Opponents	388	4585	11.8	58	25

INTERCEPTIONS	No	Yds	Avg	Lg	TD
Cox	3	3	1.0	3	0
McCain	2	33	16.5	33	0
McCourty	2	7	3.5	6	0
Woodyard	1	21	21.0	21	0
Stafford	1	4	4.0	4	0
Searcy	1	0	0.0	0	0
Sims	1	0	0.0	0	0
Williamson	1	0	0.0	0	0
Team	12	68	5.7	33	0
Opponents	11	203	18.5	77t	3

PUNTING	No	Yds	Avg	Net	TB	In	Lg	B
Kern	77	3402	44.2	38.6	4	32	71	0
Team	77	3402	44.2	38.6	4	32	71	0
Opponents	72	3360	46.7	40.9	9	22	72	0

PUNT RETURNS	No	FC	Yds	Avg	Lg	TD
Mariani	29	22	235	8.1	18	0
Blake	1	0	1	1.0	1	0
Team	30	22	236	7.9	18	0
Opponents	36	27	347	9.6	74t	2

KICKOFF RETURNS	No	Yds	Avg	Lg	TD
Mariani	26	560	21.5	37	0
Andrews	4	37	9.3	17	0
Wright	3	32	10.7	15	0
Team	33	629	19.1	37	0
Opponents	21	462	22.0	61	0

FIELD GOALS	1-19	20-29	30-39	40-49	50+
Succop	1/1	4/4	6/6	8/8	3/5
Team	1/1	4/4	6/6	8/8	3/5
Opponents	0/0	7/7	9/10	6/9	5/6

TEAM/Succop: (28G) (51N,46G) (34G) (48G,26G) (40G) (58N) (48G,44G) (32G,22G,33G) (1) (51G,23G) (47G) (19G,31G) (53G,41G) (39G,53G) (42G) (35G)
OPP: (37N,56N,50G,33G,45G,30G) (42G,27G) (52G) (53G,48N,45G) (24G) (45G,37G) (28G,33G) (1) (32G,23G, 36G) (29G,38G) (42N,49G) (1) (34G) (34G) (29G,48G,56G,50G) (45N,26G)

SACKS
 Orakpo 10.5, Morgan 9, Casey 5, Spence 3, Williamson 2, Woodyard 2, D. Jones 1.5, Klug 1.5, Byard 1, Dodd 1, Stafford 1, Wallace 1, (team) 1, Au. Johnson 0.5
Titans 40, Opponents 28

TACKLES (Solo-Assists-Total)
 Williamson (76-73-149), Woodyard (52-36-88), Spence (41-36-77), McCourty (56-8-64), Byard (42-21-63), Stafford (42-16-58), Orakpo (40-15-55), Searcy (39-12-51), Casey (38-13-51), Morgan (29-21-50), R. Johnson (33-15-48), McCain (37-7-44), Blake (32-5-37), Cox (33-3-36), Jones (18-11-29), Klug (14-11-25), Sims (17-1-18), Woods (11-6-17), Bass (8-8-16), Au. Johnson (13-2-15), Wallace (9-6-15), Blackson (7-7-14), Dodd (6-3-9), Palmer (2-0-2), An. Woods (2-0-2), Abdesmad (1-0-1), Reed (1-0-1), Team (1-0-1)
Team Totals: 700-336-1,036

USUAL STARTING LINEUP

OFFENSE
 WR Rishard Matthews (18)
TE Delanie Walker (82)
LT Taylor Lewan (77)
 LG Quinton Spain (67)
 C Ben Jones (60)
 RG Josh Kline (64)
 RT Jack Conklin (78)
 TE Anthony Fasano (80)
 WR Tajaé Sharpe (19)
 QB Marcus Mariota (8)
RB DeMarco Murray (29)

DEFENSE
 DE DaQuan Jones (90)
 NT Al Woods (96)
DT Jurrell Casey (99)
 OLB Derrick Morgan (91)/David Bass (51)
 ILB Wesley Woodyard (59)/Sean Spence (55)
 ILB Avery Williamson (54)
OLB Brian Orakpo (98)
 CB Jason McCourty (30)
 SS Da'Norris Searcy (21)
 FS Rashad Johnson (25)/Kevin Byard (31)/Daimion Stafford (24)
 CB Brice McCain (23)/Perrish Cox (20)

SPECIALISTS

K Ryan Succop (4)
 P Brett Kern (6)
 KR/PR Marc Mariani (87)

Pro Bowl All-Pro

GM: Jon Robinson; **Head Coach:** Mike Mularkey
Asst. Coaches: Dick LeBeau (asst. HC/def. coord.), Terry Robiskie (off. coord.), Bobby April (ST coord.), Brandon Blaney (def. asst.), Bob Bratkowski (WR), Sylvester Croom (RB), Nick Eason (DL), Russ Grimm (OL), Steve Hoffman (ST asst.), Steve Jackson (asst. secondary), Jason Michael (QB), Arthur Smith (TE), Lou Spanos (LB), Luke Steckel (off. asst.), Mike Sullivan (asst. OL), Deshea Townsend (secondary), Jason Tucker (asst. WR), Steve Watterson (asst. HC/ strength and cond.), Keith Willis (asst. DL)
 * April - special teams coordinator first four games; Hoffman - special teams assistant first four games, special teams coordinator final 12 games

AMERICAN FOOTBALL CONFERENCE STANDINGS

AFC EAST	W	L	T	Pct
New England	14	2	0	.875
* Miami	10	6	0	.625
Buffalo	7	9	0	.438
New York Jets	5	11	0	.313
AFC NORTH	W	L	T	Pct
Pittsburgh	11	5	0	.688
Baltimore	8	8	0	.500
Cincinnati	6	9	1	.406
Cleveland	1	15	0	.063
AFC SOUTH	W	L	T	Pct
Houston	9	7	0	.563
Tennessee	9	7	0	.563
Indianapolis	8	8	0	.500
Jacksonville	3	13	0	.188
AFC WEST	W	L	T	Pct
Kansas City	12	4	0	.750
* Oakland	12	4	0	.750
Denver	9	7	0	.563
San Diego	5	11	0	.313

NATIONAL FOOTBALL CONFERENCE STANDINGS

NFC EAST	W	L	T	Pct
Dallas	13	3	0	.813
* New York Giants	11	5	0	.688
Washington	8	7	1	.531
Philadelphia	7	9	0	.438
NFC NORTH	W	L	T	Pct
Green Bay	10	6	0	.625
* Detroit	9	7	0	.563
Minnesota	8	8	0	.500
Chicago	3	13	0	.188
NFC SOUTH	W	L	T	Pct
Atlanta	11	5	0	.688
Tampa Bay	9	7	0	.563
New Orleans	7	9	0	.438
Carolina	6	10	0	.375
NFC WEST	W	L	T	Pct
Seattle	10	5	1	.656
Arizona	7	8	1	.469
Los Angeles	4	12	0	.250
San Francisco	2	14	0	.125

* Wild Card for Playoffs



2015 SEASON (3-13 REGULAR SEASON, 0-0 PLAYOFFS) • 4TH PLACE AFC SOUTH

DATE	OPPONENT	SCORE	W/L	ATT
Sep. 13	at Tampa Bay	W 42-14		63,945
Sep. 20	at Cleveland	L 14-28		67,431
Sep. 27	INDIANAPOLIS	L 33-35		65,920
Oct. 11	BUFFALO	L 13-14		65,670
Oct. 18	MIAMI	L 10-38		62,342
Oct. 25	ATLANTA	L 7-10		63,329
Nov. 1	at Houston	L 6-20		71,630
Nov. 8	at New Orleans	W 34-28*		73,075
Nov. 15	CAROLINA	L 10-27		63,591
Nov. 19	at Jacksonville	L 13-19		60,121
Nov. 29	OAKLAND	L 21-24		58,075
Dec. 6	JACKSONVILLE	W 42-39		57,355
Dec. 13	at New York Jets	L 8-30		78,160
Dec. 20	at New England	L 16-33		66,829
Dec. 27	HOUSTON	L 6-34		62,153
Jan. 3	at Indianapolis	L 24-30		65,733

* Overtime

	TITANS	OPP
Total First Downs	298	317
Rushing	66	101
Passing	195	192
Penalty	37	24
3rd Down: Made/Att	64/201	92/216
3rd Down Pct.	31.8	42.6
4th Down: Made/Att	7/15	4/12
4th Down Pct.	46.7	33.3
Possession Avg.	29:25	30:35
Total Net Yards	4988	5475
Avg. Per Game	311.8	342.2
Total Plays	976	1003
Avg. Per Play	5.1	5.5
Net Yards Rushing	1485	1797
Avg. Per Game	92.8	112.3
Total Rushes	371	462
Net Yards Passing	3503	3678
Avg. Per Game	218.9	229.9
Sacked/Yards Lost	54/390	39/271
Gross Yards	3893	3949
Att./Completions	551/342	502/319
Completion Pct.	62.1	63.5
Had Intercepted	17	11
Punts/Average	88/47.4	74/48.2
Net Punting Avg.	88/40.3	74/43.0
Penalties/Yards	93/779	112/982
Fumbles/Ball Lost	25/16	16/8
Touchdowns	37	51
Rushing	10	11
Passing	25	34
Returns	2	6

BY PERIODS	1	2	3	4	OT	PTS
Team	67	71	84	71	6	299
Opponents	96	127	75	125	0	423

SCORING	TD	RU	PA	RT	PAT	FG	S	TP
Succop	0	0	0	0	29/31	14/16	0	71
Walker	6	0	6	0			0	38
Green-Beckham	4	0	4	0			0	26
Andrews	3	3	0	0			0	18
Mariota	3	2	1	0			0	18
Wright	3	0	3	0			0	18
McCluster	2	1	1	0			0	14
Douglas	2	0	2	0			0	12
Fasano	2	0	2	0			0	12
Fowler	2	1	1	0			0	12
Sankey	2	1	1	0			0	12
Stevens	2	0	2	0			0	12
Cobb	1	1	0	0			0	6
Hunter	1	0	1	0			0	6
McBride	1	0	1	0			0	6
Mettenberger	1	1	0	0			0	6
Sensabaugh	1	0	0	1a			0	6
Woodyard	1	0	0	1b			0	6
Team	37	10	25	2	29/31	14/16	0	299
Opponents	51	11	34	6	48/50	23/27	0	423

2-Pt Conversions: Green-Beckham, McCluster, Walker, TM 3-5, OPP 0-1

FUM/Lost: Mariota 10/6, Mettenberger 4/2, Douglas 2/1, McCluster 2/2, Sankey 2/1, West(TM) 2/2, Andrews 1/1, Gallik 1/0, Supernaw 1/1

RUSHING	No	Yds	Avg	Lg	TD
Andrews	143	520	3.6	38	3
Mariota	34	252	7.4	87t	2
McCluster	55	247	4.5	44	1
Sankey	47	193	4.1	16	1
Cobb	52	146	2.8	12	1
West	16	51	3.2	12	0

PASSING	Att	Cmp	Pct	Yards	Yds/Att	TD	Int	Lg	Sk/Yds	Rating
Mariota	370	230	62.2	2818	7.62	19	10	61t	38/258	91.5
Mettenberger	166	101	60.8	935	5.63	4	7	57t	13/98	66.7
Tanney	14	10	71.4	99	7.07	1	0	29	3/34	114.9
Andrews	1	1	100.0	41	41.00	1	0	41t	0/0	158.3
Team	551	342	62.1	3893	7.07	25	17	61t	54/390	85.5
Opponents	502	319	63.5	3949	7.87	34	11	69t	39/271	101.3

Walker	1	36	36.0	36	0
Wright	5	17	3.4	13	0
Fowler	7	13	1.9	3	1
McBride	1	8	8.0	8	0
Mettenberger	9	8	0.9	5t	1
Douglas	1	-6	-6.0	-6	0
Team	371	1485	4.0	87t	10
Opponents	462	1797	3.9	32	11

RECEIVING	No	Yds	Avg	Lg	TD
Walker	94	1088	11.6	61t	6
Douglas	36	411	11.4	51	2
Wright	36	408	11.3	52t	3
Green-Beckham	32	549	17.2	47t	4
McCluster	31	260	8.4	35	1
Fasano	26	289	11.1	33	2
Hunter	22	264	12.0	29	1
Andrews	21	174	8.3	23	0
Sankey	14	139	9.9	30	1
Stevens	12	121	10.1	27	2
Fowler	5	44	8.8	19	1
Coffman	4	42	10.5	16	0
Supernaw	3	32	10.7	16	0
Turzilli	2	25	12.5	18	0
McBride	2	8	4.0	7	1
Mariota	1	41	41.0	41t	1
Cobb	1	-2	-2.0	-2	0
Team	342	3893	11.4	61t	25
Opponents	319	3949	12.4	69t	34

INTERCEPTIONS	No	Yds	Avg	Lg	TD
Brown	2	45	22.5	45	0
Sensabaugh	2	42	21.0	26t	1
Griffin	1	29	29.0	29	0
Cox	1	27	27.0	27	0
Bass	1	8	8.0	8	0
Mount	1	8	8.0	8	0
Searcy	1	5	5.0	5	0
Webb	1	0	0.0	0	0
Williamson	1	0	0.0	0	0
Team	11	164	14.9	45	1
Opponents	17	263	15.5	69t	3

PUNTING	No	Yds	Avg	Net	TB	In	Lg	B
Kern	88	4175	47.4	40.3	1	34	61	0
Team	88	4175	47.4	40.3	1	34	61	0
Opponents	74	3568	48.2	43.0	4	24	65	0

PUNT RETURNS	No	FC	Yds	Avg	Lg	TD
McCluster	24	15	217	9.0	37	0
Douglas	11	2	73	6.6	18	0
Cox	3	0	17	5.7	9	0
Team	38	17	307	8.1	37	0
Opponents	47	23	605	12.9	78t	1

KICKOFF RETURNS	No	Yds	Avg	Lg	TD
McCluster	13	285	21.9	32	0
McBride	10	190	19.0	31	0
Sankey	9	192	21.3	34	0
Andrews	1	13	13.0	13	0
Team	33	680	20.6	34	0
Opponents	22	599	27.2	75	0

FIELD GOALS	1-19	20-29	30-39	40-49	50+
Succop	0/0	3/3	3/3	7/7	1/3
Team	0/0	3/3	3/3	7/7	1/3
Opponents	1/1	6/6	9/9	6/9	1/2

TEAM/Succop: () () (38G,21G) (21G,41G) (37G) () (35G,44G) (51G,29G,55N) (45G) (47G,49G,53N) () () (49G) () (49G)
OPP: () () () (30G) (27G,47N) (38G,24G) (46B) (48G), 19G) (31G,32G,20G,36G) (24G) () (53N,47G,27G,42G) (43G,48N,38G,42G,32G) (22G,36G) (49G,52G,35G)

SACKS
 Casey 7, Orakpo 7, Woodyard 5, Morgan 4.5, Klug 4, Williamson 3.5, Blackson 2.5, Bass 1.5, Griffin 1, Stafford 1, Tavai 1, Brown 0.5, Searcy 0.5
Titans 39, Opponents 54

TACKLES (Solo-Assists-Total)
 Williamson (79-58-137), Woodyard (70-40-110), Griffin (67-34-101), Brown (65-33-98), Casey (48-38-86), Jones (45-22-67), Orakpo (44-20-64), Sensabaugh (42-16-58), Searcy (41-13-54), Bass (23-19-42), Morgan (20-14-34), Cox (26-5-31), Woods (14-17-31), Klug (13-13-26), Webb (20-2-22), Stafford (16-4-20), Blackson (10-9-19), Hill (7-12-19), Wreh-Wilson (16-1-17), McCourty (10-6-16), Riggs (6-0-6), Huff (5-1-6), Pitoutua (2-2-4), Tavai (2-1-3), Martin (1-2-3), Johnson (1-1-2), Mount (0-1-1)
Team Totals: 692-382-1,074

USUAL STARTING LINEUP

OFFENSE

WR Harry Douglas (83)
TE Delanie Walker (82)
 LT Taylor Lewan (77)
 LG Byron Bell (76)/Quinton Spain (60)
 C Brian Schwenke (62)/Andy Gallik (69)
 RG Chance Warmack (70)
 RT Jeremiah Poutasi (73)/Byron Bell (76)
 TE Craig Stevens (88)/Anthony Fasano (80)
 WR Kendall Wright (13)
 QB Marcus Mariota (8)
 RB Antonio Andrews (26)

DEFENSE

DE DaQuan Jones (90)
 NT Al Woods (96)/Sammie Hill (94)
DT Jurrell Casey (99)
 OLB Derrick Morgan (91)/David Bass (51)
 ILB Wesley Woodyard (59)
 ILB Avery Williamson (54)
 OLB Brian Orakpo (98)
 CB Perrish Cox (29)
 SS Da'Norris Searcy (21)
 FS Michael Griffin (33)
 CB Coty Sensabaugh (24)

SPECIALISTS

K Ryan Succop (8)
 P Brett Kern (6)
 KR/PR Dexter McCluster (22)

Pro Bowl All-Pro

GM: Ruston Webster; **Head Coach:** Ken Whisenhunt (first seven games), Mike Mularkey (final nine games)

Asst. Coaches: Dick LeBeau (asst. HC/def.), Ray Horton (def. coord.), Jason Michael (off. coord.), Steve Watterson (strength and cond.), Bob Bostad (OL), Steve Brown (asst. secondary), Louie Cioffi (secondary), Sylvester Croom (RB), Nick Eason (asst. DL), Steve Hoffman (ST asst.), Shawn Jefferson (WR), Nate Kaczor (ST), Cannon Matthews (qual. ctl. coord. - def.), John McNulty (QB), Mike Mularkey (TE*), Arthur Smith (asst. TE*), Giff Smith (DL), Lou Spanos (LB), Luke Stechel (off. asst.), Mike Sullivan (asst. OL), Jason Tucker (asst. WR)

* Mularkey - tight ends coach first seven games, head coach final nine games; Smith - assistant tight ends coach first seven games, tight ends coach final nine games

AMERICAN FOOTBALL CONFERENCE STANDINGS

AFC EAST	W	L	T	Pct
New England	12	4	0	.750
New York Jets	10	6	0	.625
Buffalo	8	8	0	.500
Miami	6	10	0	.375
AFC NORTH	W	L	T	Pct
Cincinnati	12	4	0	.750
* Pittsburgh	10	6	0	.625
Baltimore	5	11	0	.313
Cleveland	3	13	0	.188
AFC SOUTH	W	L	T	Pct
Houston	9	7	0	.563
Indianapolis	8	8	0	.500
Jacksonville	5	11	0	.313
Tennessee	3	13	0	.188
AFC WEST	W	L	T	Pct
Denver	12	4	0	.750
* Kansas City	11	5	0	.688
Oakland	7	9	0	.438
San Diego	4	12	0	.250

NATIONAL FOOTBALL CONFERENCE STANDINGS

NFC EAST	W	L	T	Pct
Washington	9	7	0	.563
Philadelphia	7	9	0	.438
New York Giants	6	10	0	.375
Dallas	4	12	0	.250
NFC NORTH	W	L	T	Pct
Minnesota	11	5	0	.688
* Green Bay	10	6	0	.625
Detroit	7	9	0	.438
Chicago	6	10	0	.375
NFC SOUTH	W	L	T	Pct
Carolina	15	1	0	.938
Atlanta	8	8	0	.500
New Orleans	7	9	0	.438
Tampa Bay	6	10	0	.375
NFC WEST	W	L	T	Pct
Arizona	13	3	0	.813
* Seattle	10	6	0	.625
St. Louis	7	9	0	.438
San Francisco	5	11	0	.313

* Wild Card for Playoffs



2014 SEASON (2-14 REGULAR SEASON, 0-0 PLAYOFFS) • 4TH PLACE AFC SOUTH

DATE	OPPONENT	SCORE	W/L	ATT
Sep. 7	at Kansas City	26-10	W	73,569
Sep. 14	DALLAS	10-26	L	69,143
Sep. 21	at Cincinnati	7-33	L	56,743
Sep. 28	at Indianapolis	17-41	L	64,757
Oct. 5	CLEVELAND	28-29	L	69,143
Oct. 12	JACKSONVILLE	16-14	W	69,143
Oct. 19	at Washington	17-19	L	75,227
Oct. 26	HOUSTON	16-30	L	69,143
Nov. 9	at Baltimore	7-21	L	70,914
Nov. 17	PITTSBURGH	24-27	L	69,143
Nov. 23	at Philadelphia	24-43	L	69,596
Nov. 30	at Houston	21-45	L	71,714
Dec. 7	NEW YORK GIANTS	7-36	L	69,143
Dec. 14	NEW YORK JETS	11-16	L	69,143
Dec. 18	at Jacksonville	13-21	L	61,202
Dec. 28	INDIANAPOLIS	10-27	L	69,143

	TITANS	OPP
Total First Downs	258	357
Rushing	75	119
Passing	159	211
Penalty	24	27
3rd Down: Made/Att	59/196	94/227
3rd Down Pct.	30.1	41.4
4th Down: Made/Att	6/17	5/11
4th Down Pct.	35.3	45.5
Possession Avg.	27:31	32:29
Total Net Yards	4859	5968
Avg. Per Game	303.7	373.0
Total Plays	919	1099
Avg. Per Play	5.3	5.4
Net Yards Rushing	1447	2195
Avg. Per Game	90.4	137.2
Total Rushes	356	515
Net Yards Passing	3412	3773
Avg. Per Game	213.3	235.8
Sacked/Yards Lost	50/326	39/222
Gross Yards	3738	3995
Att./Completions	513/299	545/347
Completion Pct.	58.3	63.7
Had Intercepted	16	12
Punts/Average	89/46.0	73/46.0
Net Punting Avg.	89/40.8	73/41.2
Penalties/Yards	111/961	93/731
Fumbles/Ball Lost	23/10	7/4
Touchdowns	28	48
Rushing	6	17
Passing	20	28
Returns	2	3

BY PERIODS	1	2	3	4	OT	PTS
Team	40	94	73	47	0	254
Opponents	105	110	97	126	0	438

SCORING	TD	RU	PA	RT	PAT	FG	S	TP
Succop	0	0	0	0	27/27	19/22	0	84
Wright	6	0	6	0			0	36
Walker	4	0	4	0			0	24
Hunter	3	0	3	0			0	18
Greene	2	2	0	0			0	12
Sankey	2	2	0	0			0	12
L. Washington	2	0	2	0			0	12
N. Washington	2	0	2	0			0	12
Battle	1	1	0	0			0	6
Coffman	1	0	1	0			0	6
Hagan	1	0	1	0			0	6
Huff	1	0	0	1b			0	6
Locker	1	1	0	0			0	6
McCluster	1	0	1	0			0	6
McCourty	1	0	0	1a			0	6
Team	28	6	20	2	27/27	19/22	1	254
Opponents	48	17	28	3	47/47	33/39	2	438

2-Pt Conversions: TM 0-1, OPP 0-1

FUM/LOST: Mettenberger 4/2, Locker 3/1, L. Washington 3/1, Whitehurst 3/0, Sankey 2/2, Spencer 2/0, Walker 2/0, Greene 1/1, McCullister 1/1, Schwenke 1/1, Wright 1/1

RUSHING	No	Yds	Avg	Lg	TD
Sankey	152	569	3.7	22	2
Greene	94	392	4.2	52	2
Locker	22	142	6.5	29	1
McCluster	40	131	3.3	16	0
Whitehurst	20	90	4.5	23	0
L. Washington	13	57	4.4	16	0
Wright	4	54	13.5	38	0
Battle	5	9	1.8	5	1
Mettenberger	5	4	0.8	8	0

PASSING	Att	Cmp	Pct	Yards	Yds/Att	TD	Int	Lg	Sk/Yds	Rating
Whitehurst	185	105	56.8	1,236	7.17	7	2	75t	18/103	87.4
Mettenberger	179	107	59.8	1,412	7.89	8	7	80t	18/138	83.4
Locker	146	86	58.9	993	6.80	5	7	61t	14/85	70.9
Palmer	3	1	33.3	7	2.33	0	0	7	0/0	42.4
Team	513	299	58.3	3,738	7.29	20	16	80t	50/326	81.0
Opponents	545	347	63.7	3,995	7.33	28	12	80	39/222	93.6

Palmer	1	-1	-1.0	-1	0
Team	356	1447	4.1	52	6
Opponents	515	2195	4.3	62t	17

RECEIVING	No	Yds	Avg	Lg	TD
Walker	63	890	14.1	68	4
Wright	57	715	12.5	48	6
N. Washington	40	647	16.2	80t	2
Hunter	28	498	17.8	75t	3
McCluster	26	197	7.6	25	1
L. Washington	22	159	7.2	25	2
Hagan	19	254	13.4	38t	1
Sankey	18	133	7.4	18	0
Coffman	6	64	10.7	18	1
Durham	6	54	9.0	14	0
Battle	5	28	5.6	12	0
Stevens	2	26	13.0	20	0
Thompson	2	24	12.0	13	0
Andrews	2	11	5.5	6	0
Greene	1	13	13.0	13	0
Klug	1	9	9.0	9	0
Schwenke	1	6	6.0	6	0
Whitehurst	0	10	---	10	0
Team	299	3738	12.5	80t	20
Opponents	347	3995	11.5	80	28

INTERCEPTIONS	No	Yds	Avg	Lg	TD
McCourty	3	0	0.0	0	0
Woodyard	2	20	10.0	13	0
Griffin	2	12	6.0	12	0
Wreh-Wilson	1	34	34.0	34	0
Stafford	1	33	33.0	33	0
Huff	1	23	23.0	23t	1
Ghee	1	0	0.0	0	0
Wilson	1	0	0.0	0	0
Team	12	122	10.2	34	1
Opponents	16	214	13.4	67	1

PUNTING	No	Yds	Avg	Net	TB	In	Lg	B
Kern	88	4118	46.8	40.8	7	28	79	1
Team	89	4118	46.3	40.8	7	28	79	1
Opponents	73	3356	46.0	41.2	7	26	69	0

PUNT RETURNS	No	FC	Yds	Avg	Lg	TD
McCluster	22	14	155	7.0	48	0
L. Washington	7	4	47	6.7	10	0
Griffin	1	0	5	5.0	5	0
Team	30	18	207	6.9	48	0
Opponents	43	25	350	8.1	30	0

KICKOFF RETURNS	No	Yds	Avg	Lg	TD
L. Washington	31	738	23.8	52	0
Sankey	7	198	28.3	42	0
Andrews	5	110	22.0	27	0
Battle	2	43	21.5	22	0
Klug	2	32	16.0	20	0
Martin	1	0	0.0	0	0
Team	48	1121	23.4	52	0
Opponents	31	855	27.6	107t	1

FIELD GOALS	1-19	20-29	30-39	40-49	50+
Succop	0/0	5/5	7/7	5/8	2/2
Team	0/0	5/5	7/7	5/8	2/2
Opponents	1/1	9/9	12/12	7/11	4/6

Titans/Succop: (36G,31G,46G,47G) (47G) (40N,44N) (36G) () (25G,21G,42G) (36G) (35G) () (20G) () (42N) (40G, 33G,51G) (50G,23G) (31G)
OPP: (35G,48N) (48G,44G,51G,48G) (29G) (31G,30G) (38G,42G) (55B)(31G,31G,27G,22G) (30G,29G,49G) () (49G,23G) (36G,26G,49N,35G,30G,50G) (37G,43B) (20G,19G,36G,52G,42G) (53N,51G) () (23G,46N,26G)

SACKS
Morgan 6.5, Casey 5, Griffin 3, Hill 3, Williamson 3, Woodyard 2.5, Klug 2, Phillips TM 2, Pitoitua 2, Wimbley 2, Groves 1, Huff 1, D. Jones 1, Pollard 1, Sensabaugh 1, Stafford 1, Wilson 1, Woods 1
Titans 39, Opponents 50

TACKLES (Solo-Assists-Total)
Woodyard (66-68-134), Griffin (83-32-115), Williamson (55-52-107), Casey (58-28-86), McCourty (77-8-85), Morgan (52-30-82), Wilson (49-16-65), Wreh-Wilson (47-10-57), Hill (30-17-47), Pitoitua (21-24-45), Sensabaugh (37-7-44), Wimbley (18-23-41), Stafford (24-9-33), Klug (21-10-31), Woods (14-17-31), Phillips (14-14-28), Martin (10-18-28), Pollard (22-4-26), Gooden (15-9-24), Groves (12-7-19), Huff (8-6-14), Jones (7-6-13), Harris (8-1-9), Moch (3-1-4), Ghee (3-0-3), Brown (1-0-1)
Team Totals: 755-417-1,172

USUAL STARTING LINEUP

OFFENSE
WR Nate Washington (85)
TE Delanie Walker (82)
LT Taylor Lewan (77)
LG Andy Levitre (67)
C Brian Schwenke (62)
RG Chance Warmack (70)
RT Michael Oher (72)
TE Craig Stevens (88)/Brett Brackett (87)
WR Kendall Wright (13)
QB Zach Mettenberger (7)
RB Bishop Sankey (20)

DEFENSE
DE Ropati Pitoitua (92)
NT Sammie Hill (94)
DT Jurrell Casey (99)
OLB Derrick Morgan (91)
ILB Wesley Woodyard (59)
ILB Avery Williamson (54)
OLB Kameron Wimbley (95)
CB Bliidi Wreh-Wilson (25)
SS George Wilson (21)
FS Michael Griffin (33)
CB Jason McCourty (30)

SPECIALISTS
K Ryan Succop (8)
P Brett Kern (6)
KR/PR Leon Washington (26)

Pro Bowl All-Pro

GM: Ruston Webster; **Head Coach:** Ken Whisenhunt
Asst. Coaches: Ray Horton (def. coord.), Jason Michael (off. coord.), Bob Bostad (off. line), Steve Brown (asst. secondary), Louie Cioffi (secondary), Sylvester Croom (RB), Nick Eason (asst. DL), Steve Hoffman (ST asst.), Shawn Jefferson (WR), Nate Kaczor (ST), Cannon Matthews (qual. ctl. coord. - def.), John McNulty (QB), Mike Mularkey (TE), Kevin Patullo (asst. WR), Arthur Smith (asst. TE), Giff Smith (DL), Lou Spanos (LB), Luke Steckel (off. asst.), Mike Sullivan (asst. OL), Steve Watterson (strength and cond.)

AMERICAN FOOTBALL CONFERENCE STANDINGS

AFC EAST	W	L	T	Pct
New England	12	4	0	.750
Buffalo	9	7	0	.563
Miami	8	8	0	.500
New York Jets	4	12	0	.250
AFC NORTH	W	L	T	Pct
Pittsburgh	11	5	0	.688
* Cincinnati	10	5	1	.656
* Baltimore	10	6	0	.625
Cleveland	7	9	0	.438
AFC SOUTH	W	L	T	Pct
Indianapolis	11	5	0	.688
Houston	9	7	0	.563
Jacksonville	3	13	0	.188
Tennessee	2	14	0	.125
AFC WEST	W	L	T	Pct
Denver	12	4	0	.750
Kansas City	9	7	0	.563
San Diego	9	7	0	.563
Oakland	3	13	0	.188

NATIONAL FOOTBALL CONFERENCE STANDINGS

NFC EAST	W	L	T	Pct
Dallas	12	4	0	.750
Philadelphia	10	6	0	.625
New York Giants	6	10	0	.375
Washington	4	12	0	.250
NFC NORTH	W	L	T	Pct
Green Bay	12	4	0	.750
* Detroit	11	5	0	.688
Minnesota	7	9	0	.438
Chicago	5	11	0	.313
NFC SOUTH	W	L	T	Pct
Carolina	7	8	1	.469
New Orleans	7	9	0	.438
Atlanta	6	10	0	.375
Tampa Bay	2	14	0	.125
NFC WEST	W	L	T	Pct
Seattle	12	4	0	.750
* Arizona	11	5	0	.688
San Francisco	8	8	0	.500
St. Louis	6	10	0	.375

* Wild Card for Playoffs



2013 SEASON (7-9 REGULAR SEASON, 0-0 PLAYOFFS) • 2ND PLACE AFC SOUTH

DATE	OPPONENT	SCORE	W/L	ATT
Sep. 8	at Pittsburgh	16-9	W	61,585
Sep. 15	at Houston	24-30*	L	71,718
Sep. 22	SAN DIEGO	20-17	W	69,143
Sep. 29	NEW YORK JETS	38-13	W	69,143
Oct. 6	KANSAS CITY	17-26	L	69,143
Oct. 13	at Seattle	13-20	L	68,127
Oct. 20	SAN FRANCISCO	17-31	L	69,143
Nov. 3	at St. Louis	28-21	W	54,617
Nov. 10	JACKSONVILLE	27-29	L	69,143
Nov. 14	INDIANAPOLIS	27-30	L	69,143
Nov. 24	at Oakland	23-19	W	46,001
Dec. 1	at Indianapolis	14-22	L	65,502
Dec. 8	at Denver	28-51	L	76,554
Dec. 15	ARIZONA	34-37*	L	69,143
Dec. 22	at Jacksonville	20-16	W	60,559
Dec. 29	HOUSTON	16-10	W	69,143

	TITANS	OPP
Total First Downs	311	329
Rushing	103	108
Passing	172	191
Penalty	36	30
3rd Down: Made/Att	94/227	69/201
3rd Down Pct.	41.4	34.3
4th Down: Made/Att	11/17	7/11
4th Down Pct.	64.7	63.6
Possession Avg.	30:00	30:00
Total Net Yards	5390	5407
Avg. Per Game	336.9	337.9
Total Plays	1032	1027
Avg. Per Play	5.2	5.3
Net Yards Rushing	1894	1795
Avg. Per Game	118.4	112.2
Total Rushes	462	446
Net Yards Passing	3496	3612
Avg. Per Game	218.5	225.8
Sacked/Yards Lost	37/214	36/227
Gross Yards	3710	3839
Att./Completions	533/328	545/344
Completion Pct.	63.1	63.1
Had Intercepted	16	13
Punts/Average	79/42.9	76/45.0
Net Punting Avg.	79/39.7	76/40.0
Penalties/Yards	101/900	95/779
Fumbles/Ball Lost	27/9	24/12
Touchdowns	41	40
Rushing	16	21
Passing	22	15
Returns	3	4

BY PERIODS	1	2	3	4	OT	PTS
Team	71	77	65	149	0	362
Opponents	76	83	88	125	9	381

SCORING	TD	RU	PA	RT	PAT	FG	S	TP
Bironas	0	0	0	0	41/41	25/29	0	116
C. Johnson	10	6	4	0	0	0	0	60
Walker	6	0	6	0	0	0	0	36
Greene	4	4	0	0	0	0	0	24
Hunter	4	0	4	0	0	0	0	24
Fitzpatrick	3	3	0	0	0	0	0	18
N. Washington	3	0	3	0	0	0	0	18
Locker	2	2	0	0	0	0	0	12
Preston	2	0	2	0	0	0	0	12
Wright	2	0	2	0	0	0	0	12
Battle	1	1	0	0	0	0	0	6
Klug	1	0	0	1b	0	0	0	6
McCourty	1	0	0	1c	0	0	0	6
Thompson	1	0	1	0	0	0	0	6
Verner	1	0	0	1a	0	0	0	6
Team	41	16	22	3	41/41	25/29	0	362
Opponents	40	21	15	4	37/38	32/39	3	381

2-Pt Conversions: TM 0-0, OPP 1-1

FUM/Lost: Fitzpatrick 9/2, C. Johnson 3/2, Locker 3/1, Kern 2/0, Williams 2/1, Wright 2/0, Wylie(TM) 2/1, Bailey 1/1, Reynaud(TM) 1/1, Walker 1/0, L. Washington(LG) 1/0, L. Washington(TM) 1/0

RUSHING	No	Yds	Avg	Lg	TD
C. Johnson	279	1077	3.9	30t	6
Greene	77	295	3.8	29	4
Fitzpatrick	43	225	5.2	26	3
Locker	24	155	6.5	39	2
Battle	36	142	3.9	37	1
Kern	2	0	0.0	0	0

PASSING	Att	Cmp	Pct	Yards	Yds/Att	TD	Int	Lg	Sk/Yds	Rating
Fitzpatrick	350	217	62.0	2454	7.01	14	12	77t	21/109	82.0
Locker	183	111	60.7	1256	6.86	8	4	66t	16/105	86.7
Team	533	328	61.5	3710	6.96	22	16	77t	37/214	83.6
Opponents	545	344	63.1	3839	7.04	15	13	55	36/227	83.3

Reynaud	1	0	0.0	0	0
Team	462	1894	4.1	39	16
Opponents	446	1795	4.0	60	21

RECEIVING	No	Yds	Avg	Lg	TD
Wright	94	1079	11.5	45	2
Walker	60	571	9.5	33	6
N. Washington	58	919	15.8	77t	3
C. Johnson	42	345	8.2	66t	4
Hunter	18	354	19.7	57	4
Williams	15	178	11.9	32	0
Britt	11	96	8.7	15	0
Greene	6	39	6.5	28	0
Mooney	6	32	5.3	22	0
Preston	5	37	7.4	10t	2
Battle	4	36	9.0	24	0
Thompson	3	13	4.3	9t	1
Stevens	2	5	2.5	6	0
Shiancoe	2	2	1.0	3	0
Reynaud	1	4	4.0	4	0
Fitzpatrick	1	0	0.0	0	0
Team	328	3710	11.3	77t	22
Opponents	344	3839	11.2	55	15

INTERCEPTIONS	No	Yds	Avg	Lg	TD
Verner	5	68	13.6	34	1
Pollard	3	36	12.0	32	0
Ayers	1	5	5.0	5	0
Brown	1	3	3.0	3	0
McCarthy	1	1	1.0	1	0
Griffin	1	0	0.0	0	0
G. Wilson	1	0	0.0	0	0
Team	13	113	8.7	34	1
Opponents	16	132	8.3	35	1

PUNTING	No	Yds	Avg	Net	TB	In	Lg	B
Kern	78	3386	43.4	39.7	2	32	63	1
Team	79	3386	42.9	39.7	2	32	63	1
Opponents	76	3422	45.0	40.0	7	28	61	0

PUNT RETURNS	No	FC	Yds	Avg	Lg	TD
Reynaud	18	8	135	7.5	35	0
L. Washington	6	9	78	13.0	33	0
Williams	4	3	12	3.0	8	0
Wylie	2	0	4	2.0	4	0
Verner	1	0	11	11.0	11	0
Team	31	20	240	7.7	35	0
Opponents	35	25	210	6.0	24	0

KICKOFF RETURNS	No	Yds	Avg	Lg	TD
L. Washington LG	17	500	29.4	95	0
L. Washington TM	16	481	30.1	95	0
Reynaud	15	355	23.7	40	0
Williams	5	123	24.6	37	0
Wylie	5	94	18.8	23	0
Bailey	1	0	0.0	0	0
Battle	1	26	26.0	26	0
Verner	1	17	17.0	17	0
Team	44	1096	24.9	95	0
Opponents	45	1099	24.4	46	0

FIELD GOALS	1-19	20-29	30-39	40-49	50+
Bironas	0/0	10/10	8/9	5/7	2/3
Team	0/0	10/10	8/9	5/7	2/3
Opponents	2/2	6/6	6/8	15/18	3/5

Bironas/Titans: (26G,44G,27G) (48N,47G) (20G,43N,37G) (26G) (22G,32N) (38G,25G) (31G) (39G,37G) (25G,38G) (33G,22G,23G) () () (45G,50N,24G) (45G,52G) (42G,55G,37G) (OPP: () (50N,50N,46N) (44G,38B) (45G,47G) (29G,24G, 33G,48G) (31G,29G) (44G) (44N) (32G,44G) (48G,30G, 50G) (52G,48G,24G,32N,48N,42G) (47G,48G,45G,37G, 49G) (25G,64G,19G) (25G,47G,41G) (36G) (19G)

SACKS
Casey 10.5, Morgan 6, Brown 4, Pitoitua 4, A. Johnson 3, Wimbley 3, Klug 2, Ayers 1, Fokou 1, Mi. Martin 1, Pollard 0.5
Titans 36, Opponents 37

TACKLES (Solo-Assists-Total)
Pollard (93-49-142), Brown (80-37-117), Griffin (71-35-106), Fokou (67-31-98), Pitoitua (42-49-91), Casey (49-41-90), McCourty (68-9-77), Verner (61-12-73), Ayers (44-12-56), Morgan (31-23-54), McCarthy (35-16-51), Hill (26-14-40), Sensabaugh (29-8-37), A. Johnson (19-16-35), Wilson (25-8-33), Klug (14-12-26), Wimbley (12-12-24), Martin (9-13-22), Edwards (6-4-10), Wreh-Wilson (6-3-9), Gooden (4-3-7), Campbell (3-1-4), Stafford (1-0-1)
Team Totals: 795-408-1,203

USUAL STARTING LINEUP

OFFENSE	
WR	Nate Washington (85)
TE	Craig Stevens (88)
LT	Michael Roos (71)
LG	Andy Levitre (67)
C	Brian Schwenke (62)
RG	Chance Warmack (70)
RT	David Stewart (76)
TE	Delanie Walker (82)
WR	Kendall Wright (13)
QB	Jake Locker (10)/Ryan Fitzpatrick (4)
RB	Chris Johnson (28)

DEFENSE	
LE	Derrick Morgan (91)
DT	Sammie Hill (94)
DT	Jurrell Casey (99)
RE	Ropati Pitoitua (92)
SLB	Akeem Ayers (56)
MLB	Moise Fokou (53)
WLB	Zach Brown (55)
LCB	Jason McCourty (30)
RCB	Alterraun Verner (20)
SS	Bernard Pollard (31)
FS	Michael Griffin (33)

SPECIALISTS	
K	Rob Bironas (2)
P	Brett Kern (6)
KR/PR	Leon Washington (26)

Pro Bowl All-Pro
GM: Ruston Webster; **Head Coach:** Mike Munchak
Asst. Coaches: Jerry Gray (def. coord.), Dowell Loggains (off. coord.), Steve Watterson (asst. head coach/strength & cond.), Gregg Williams (senior asst./defense), Steve Brown (asst. secondary), Sylvester Croom (RB), Jonathan Gannon (def. asst./qual. ctl.), George Henshaw (TE), Steve Hoffman (ST asst.), Shawn Jefferson (WR), Nate Kaczor (ST), Bruce Matthews (OL), Brett Maxie (secondary), Keith Millard (def. asst./pass rush specialist), Chet Parlavacchio (LB), Dave Ragone (QB), Tracy Rucker (DL), Arthur Smith (OL/TE asst.)

AMERICAN FOOTBALL CONFERENCE STANDINGS

AFC EAST	W	L	T	Pct
New England	12	4	0	.750
New York Jets	8	8	0	.500
Miami	8	8	0	.500
Buffalo	6	10	0	.375
AFC NORTH	W	L	T	Pct
Cincinnati	11	5	0	.688
Pittsburgh	8	8	0	.500
Baltimore	8	8	0	.500
Cleveland	4	12	0	.250
AFC SOUTH	W	L	T	Pct
Indianapolis	11	5	0	.688
Tennessee	7	9	0	.438
Jacksonville	4	12	0	.250
Houston	2	14	0	.125
AFC WEST	W	L	T	Pct
Denver	13	3	0	.813
* Kansas City	11	5	0	.688
* San Diego	9	7	0	.563
Oakland	4	12	0	.250

NATIONAL FOOTBALL CONFERENCE STANDINGS

NFC EAST	W	L	T	Pct
Philadelphia	10	6	0	.625
Dallas	8	8	0	.500
New York Giants	7	9	0	.438
Washington	3	13	0	.188
NFC NORTH	W	L	T	Pct
Green Bay	8	7	1	.531
Chicago	8	8	0	.500
Detroit	7	9	0	.438
Minnesota	5	10	1	.344
NFC SOUTH	W	L	T	Pct
Carolina	12	4	0	.750
* New Orleans	11	5	0	.688
Atlanta	4	12	0	.250
Tampa Bay	4	12	0	.250
NFC WEST	W	L	T	Pct
Seattle	13	3	0	.813
* San Francisco	12	4	0	.750
Arizona	10	6	0	.625
St. Louis Rams	7	9	0	.438

* Wild Card for Playoffs

2012 SEASON (6-10 REGULAR SEASON, 0-0 PLAYOFFS) • 3RD PLACE AFC SOUTH

DATE	OPPONENT	SCORE	W/L	ATT
Sep. 9	NEW ENGLAND	13-34	L	69,143
Sep. 16	at San Diego	10-38	L	60,804
Sep. 23	DETROIT	44-41*	W	69,143
Sep. 30	at Houston	14-38	L	71,581
Oct. 7	at Minnesota	7-30	L	57,652
Oct. 11	PITTSBURGH	26-23	W	69,143
Oct. 21	at Buffalo	35-34	W	68,836
Oct. 28	INDIANAPOLIS	13-19*	L	69,143
Nov. 4	CHICAGO	20-51	L	69,143
Nov. 11	at Miami	37-3	W	60,165
Nov. 18	BYE			
Nov. 25	at Jacksonville	19-24	L	63,323
Dec. 2	HOUSTON	10-24	L	69,143
Dec. 9	at Indianapolis	23-27	L	64,688
Dec. 17	NEW YORK JETS	14-10	W	69,143
Dec. 23	at Green Bay	7-55	L	70,508
Dec. 30	JACKSONVILLE	38-20	W	69,143

	TITANS	OPP				
Total First Downs	260	358				
Rushing	70	122				
Passing	166	210				
Penalty	24	26				
3rd Down: Made/Att	83/217	85/214				
3rd Down Pct.	38.2	39.7				
4th Down: Made/Att	5/15	6/14				
4th Down Pct.	33.3	42.9				
Possession Avg.	27:18	32:42				
Total Net Yards	5,010	5,999				
Avg. Per Game	313.1	374.9				
Total Plays	957	1,086				
Avg. Per Play	5.2	5.5				
Net Yards Rushing	1,687	2,035				
Avg. Per Game	105.4	127.2				
Total Rushes	378	483				
Net Yards Passing	3,323	3,964				
Avg. Per Game	207.7	247.8				
Sacked/Yards Lost	39/254	39/241				
Gross Yards	3,577	4,205				
Att./Completions	540/318	564/374				
Completion Pct.	58.9	66.3				
Had Intercepted	16	19				
Punts/Average	83/46.4	70/44.1				
Net Punting Avg.	83/40.4	70/36.1				
Penalties/Yards	106/847	86/717				
Fumbles/Ball Lost	21/12	15/5				
Touchdowns	36	55				
Rushing	10	16				
Passing	17	31				
Returns	9	8				
BY PERIODS	1	2	3	4	OT	PTS
Team	72	94	66	95	3	330
Opponents	155	58	116	136	6	471

SCORING	TD	RU	PA	RT	PAT	FG	S	TP
Bironas	0	0	0	0	35/35	25/31	0	110
C. Johnson	6	6	0	0			0	36
Britt	4	0	4	0			0	26
Cook	4	0	4	0			0	24
Washington	4	0	4	0			0	24
Wright	4	0	4	0			0	24
Harper	3	3	0	0			0	18
Reynaud	3	0	0	3b			0	18
Brown	2	0	0	2f			0	12
Campbell	1	0	0	1a			0	6
Locker	1	1	0	0			0	6
McCarthy	1	0	0	1d			0	6
Stevens	1	0	1	0			0	6
Verner	1	0	0	1c			0	6
Witherspoon	1	0	0	1e			0	6
Team Defense	0	0	0	0			1	2
Team	36	10	17	9	35/35	25/31	1	330
Opponents	55	16	31	8	52/52	29/31	0	471

2-Pt Conversions: Britt, TM 1-1, OPP 1-2

FUM/Lost: C. Johnson 5/4, Locker 4/4, Hasselbeck 3/1, Britt 2/1, Stevens 2/0, Brown 1/0, Cook 1/1, Reynaud 1/0, Washington 1/0, Wright 1/1

RUSHING	No	Yds	Avg	Lg	TD
C. Johnson	276	1,243	4.5	94t	6
Locker	41	291	7.1	32	1
Hasselbeck	13	38	2.9	16	0
Reynaud	16	33	2.1	11	0
Harper	19	30	1.6	13	3
Mooney	5	19	3.8	8	0

PASSING	Att	Cmp	Pct	Yards	Yds/Att	TD	Int	Lg	Sk/Yds	Rating
Locker	314	177	2,176	56.4	6.93	10	11	71t	25/151	74.0
Hasselbeck	221	138	1,367	62.4	6.19	7	5	37	14/103	81.0
Smith	5	3	34	60.0	6.80	0	0	17	0/0	80.4
Team	540	318	3,577	58.9	6.62	17	16	71t	39/254	76.9
Opponents	564	374	4,205	66.3	7.46	31	19	82t	39/241	92.7

Ringer	2	14	7.0	9	0
Babineaux	1	10	10.0	10	0
Q. Johnson	4	5	1.3	3	0
Wright	1	4	4.0	4	0
Team	378	1,687	4.5	94t	10
Opponents	483	2,035	4.2	46	16

RECEIVING	No	Yds	Avg	Lg	TD
Wright	64	626	9.8	38	4
Washington	46	746	16.2	71t	4
Britt	45	589	13.1	46	4
Cook	44	523	11.9	61t	4
C. Johnson	36	232	6.4	22	0
Williams	30	324	10.8	27	0
Stevens	23	275	12.0	46	1
Thompson	6	46	7.7	12	0
Hawkins	5	62	12.4	42	0
Preston	5	59	11.8	21	0
Q. Johnson	5	40	8.0	17	0
Reynaud	5	35	7.0	9	0
Ringer	3	12	4.0	6	0
Harper	1	8	8.0	8	0
Team	318	3,577	11.2	71t	17
Opponents	374	4,205	11.2	82t	31

INTERCEPTIONS	No	Yds	Avg	Lg	TD
Griffin	4	59	14.8	33	0
McCourty	4	29	7.3	28	0
Brown	3	156	52.0	79t	2
Verner	2	11	5.5	11	0
McCarthy	1	49	49.0	49t	1
Witherspoon	1	40	40.0	40t	1
Babineaux	1	10	10.0	10	0
Ayers	1	2	2.0	2	0
R. Johnson	1	2	2.0	2	0
Afalava	1	0	0.0	0	0
Team	19	358	18.8	79t	4
Opponents	16	260	16.3	63t	4

PUNTING	No	Yds	Avg	Net	TB	In	Lg	B
Kern	81	3,855	47.6	40.4	5	30	71	2
Team	83	3,855	46.4	40.4	5	30	71	2
Opponents	70	3,084	44.1	36.1	4	29	67	1

PUNT RETURNS	No	FC	Yds	Avg	Lg	TD
Reynaud	31	17	410	13.2	81t	2
Campbell	0	0	65	---	65t	1
Team	31	17	475	15.3	81t	3
Opponents	39	15	405	10.4	58	0

KICKOFF RETURNS	No	Yds	Avg	Lg	TD
Reynaud	53	1,240	23.4	105t	1
Hawkins	7	205	29.3	71	0
McCourty	1	14	14.0	14	0
Stevens	1	18	18.0	18	0
Witherspoon	1	6	6.0	6	0
Williams	0	6	---	6	0
Team	63	1,489	23.6	105t	1
Opponents	33	860	26.1	89t	1

FIELD GOALS	1-19	20-29	30-39	40-49	50+
Bironas	0/0	6/6	13/13	5/10	1/2
Team	0/0	6/6	13/13	5/10	1/2
Opponents	0/0	11/11	5/6	9/9	4/5

Bironas/Titans: (28G,24G) (23G) (31G,38G,41N,48N,26G) () () (22G,38G,47G,40G) () (39G,45N,30G) (39G) (37G,38G, 53G) (38G,42N,40G,39G,33G) (37G) () (48G) (57N,40G,31G,25G) (46B) () (48G)

OPP: (25G,31G) (26G) (47G,53G,33G,26G) (33G) (42G, 36G,26G) (29G,28G,52G,54N) (31G,42G) (20G,37G,44G) (40G,25G,22G) (40G) (41G) (50G) (53G,40G) (22G) (26G,48G) ()

SACKS
Morgan 6.5, Ayers 6, Wimbley 6, Brown 5.5, Klug 3.5, Casey 3, Mi. Martin 3, Wynn 2, Marks 1.5, Griffin 1, Witherspoon 1
Titans 39, Opponents 39

TACKLES (Solo-Assists-Total)
Ayers (79-31-110), Griffin (72-31-103), McCourty (79-14-93), Brown (70-23-93), Babineaux (66-26-92), Casey (38-42-80), Verner (66-12-78), Morgan (35-31-66), Marks (31-32-63), Witherspoon (32-16-48), McCarthy (32-13-45), Mouton (33-9-42), Mike Martin (23-17-40), Shaw (30-8-38), Wimbley (18-20-38), Sensabaugh (23-4-27), Afalava (13-10-23), Robert Johnson (10-3-13), Diles (8-5-13), Klug (8-4-12), Wynn (6-6-12), Solomon (3-6-9), Campbell (6-0-6), Dawson (3-2-5), DaJohn Harris (1-4-5), Egboh (2-0-2)
Team Totals: 787-369-1,156

USUAL STARTING LINEUP

OFFENSE	
WR	Nate Washington (85)
TE	Jared Cook (89)
LT	Michael Roos (71)
LG	Steve Hutchinson (73)
C	Fernando Velasco (61)
RG	Leroy Harris (64)/Deuce Lutui (72)
RT	David Stewart (76)
TE	Craig Stevens (88)
WR	Kenny Britt (18)
QB	Jake Locker (10)
RB	Chris Johnson (28)
DEFENSE	
LE	Derrick Morgan (91)
DT	Sen'Derrick Marks (94)
DT	Jurrell Casey (99)
RE	Kameron Wimbley (95)
LLB	Akeem Ayers (56)
MLB	Colin McCarthy (52)/Will Witherspoon (92)
RLB	Zach Brown (55)
LCB	Jason McCourty (30)
RCB	Alterraun Verner (20)
SS	Jordan Babineaux (26)
FS	Michael Griffin (33)

SPECIALISTS	
K	Rob Bironas (2)
P	Brett Kern (6)
KR/PR	Darius Reynaud (25)

Pro Bowl All-Pro

GM: Ruston Webster; **Head Coach:** Mike Munchak
Asst. Coaches: Jerry Gray (def. coord.), Chris Palmer/Dowell Loggains* (off. coord.), Steve Watterson (asst. head coach/strength & cond.), Steve Brown (asst. secondary), Frank Bush (LB), Jonathan Gannon (def. asst./qual. ctl.), Nate Kaczor (asst. off. line), Alan Lowry (ST), Bruce Matthews (OL), Brett Maxie (secondary), Keith Millard (def. asst./pass rush specialist), Chet Parlavacchio (ST asst.), Dave Ragone (WR), Tracy Rucker (DL), Jim Skipper (RB), Arthur Smith (off. asst./qual. ctl.), John Zernhelt (TE)

* Palmer was offensive coordinator for first 11 games; Loggains was quarterbacks coach/passing game for first 11 games and offensive coordinator for final five games.

AMERICAN FOOTBALL CONFERENCE STANDINGS

AFC EAST	W	L	T	Pct
New England	12	4	0	.750
Miami	7	9	0	.438
New York Jets	6	10	0	.375
Buffalo	6	10	0	.375
AFC NORTH	W	L	T	Pct
Baltimore	10	6	0	.625
* Cincinnati	10	6	0	.625
Pittsburgh	8	8	0	.500
Cleveland	5	11	0	.313
AFC SOUTH	W	L	T	Pct
Houston	12	4	0	.750
* Indianapolis	11	5	0	.688
Tennessee	6	10	0	.375
Jacksonville	2	14	0	.125
AFC WEST	W	L	T	Pct
Denver	13	3	0	.813
San Diego	7	9	0	.438
Oakland	4	12	0	.250
Kansas City	2	14	0	.125

NATIONAL FOOTBALL CONFERENCE STANDINGS

NFC EAST	W	L	T	Pct
Washington	10	6	0	.625
New York Giants	9	7	0	.563
Dallas	8	8	0	.500
Philadelphia	4	12	0	.250
NFC NORTH	W	L	T	Pct
Green Bay	11	5	0	.688
* Minnesota	10	6	0	.625
Chicago	10	6	0	.625
Detroit	4	12	0	.250
NFC SOUTH	W	L	T	Pct
Atlanta	13	3	0	.813
Carolina	7	9	0	.438
New Orleans	7	9	0	.438
Tampa Bay	7	9	0	.438
NFC WEST	W	L	T	Pct
San Francisco	11	4	1	.719
* Seattle	11	5	0	.688
St. Louis	7	8	1	.469
Arizona	5	11	0	.313

* Wild Card for Playoffs

2011 SEASON (9-7 REGULAR SEASON, 0-0 PLAYOFFS) • 2ND PLACE AFC SOUTH

DATE	OPPONENT	SCORE	W/L	ATT
Sep. 11	at Jacksonville	14-16	L	61,619
Sep. 18	BALTIMORE	26-13	W	69,143
Sep. 25	DENVER	17-14	W	69,143
Oct. 2	at Cleveland	31-13	W	66,240
Oct. 9	at Pittsburgh	17-38	L	63,875
Oct. 16	BYE			
Oct. 23	HOUSTON	7-41	L	69,143
Oct. 30	INDIANAPOLIS	27-10	W	69,143
Nov. 6	CINCINNATI	17-24	L	69,143
Nov. 13	at Carolina	30-3	W	72,409
Nov. 20	at Atlanta	17-23	L	68,164
Nov. 27	TAMPA BAY	23-17	W	69,143
Dec. 4	at Buffalo	23-17	W	56,463
Dec. 11	NEW ORLEANS	17-22	L	69,143
Dec. 18	at Indianapolis	13-27	L	64,271
Dec. 24	JACKSONVILLE	23-17	W	69,143
Jan. 1	at Houston	23-22	W	71,512

	TITANS	OPP
Total First Downs	281	324
Rushing	71	111
Passing	185	187
Penalty	25	26
3rd Down: Made/Att	80/218	96/236
3rd Down Pct.	36.7	40.7
4th Down: Made/Att	10/14	8/20
4th Down Pct.	71.4	40.0
Possession Avg.	27:52	32:08
Total Net Yards	5361	5682
Avg. Per Game	335.1	355.1
Total Plays	984	1080
Avg. Per Play	5.4	5.3
Net Yards Rushing	1438	2053
Avg. Per Game	89.9	128.3
Total Rushes	376	461
Net Yards Passing	3923	3629
Avg. Per Game	245.2	226.8
Sacked/Yards Lost	24/190	28/180
Gross Yards	4113	3809
Att./Completions	584/353	591/369
Completion Pct.	60.4	62.4
Had Intercepted	14	11
Punts/Average	86/43.6	83/43.7
Net Punting Avg.	86/39.4	83/36.4
Penalties/Yards	104/960	99/812
Fumbles/Ball Lost	17/8	20/12
Touchdowns	34	34
Rushing	8	10
Passing	22	21
Returns	4	3

BY PERIODS	1	2	3	4	OT	PTS
Team	57	110	67	91	0	325
Opponents	64	79	74	100	0	317

SCORING	TD	RU	PA	RT	PAT	FG	S	TP
Bironas	0	0	0	0	34/34	29/32	0	121
Washington	8	1	7	0	0	0	0	48
Williams	5	0	5	0	0	0	0	30
C. Johnson	4	4	0	0	0	0	0	24
Britt	3	0	3	0	0	0	0	18
Cook	3	0	3	0	0	0	0	18
Avery	1	0	1	0	0	0	0	6
Babineaux	1	0	0	1a	0	0	0	6
Campbell	1	0	0	1d	0	0	0	6
D. Graham	1	0	1	0	0	0	0	6
Harper	1	1	0	0	0	0	0	6
L. Hawkins	1	0	1	0	0	0	0	6
Locker	1	1	0	0	0	0	0	6
Mariani	1	0	0	1c	0	0	0	6
McCourty	1	0	0	1b	0	0	0	6
Ringer	1	1	0	0	0	0	0	6
Stevens	1	0	1	0	0	0	0	6
Team	34	8	22	4	34/34	29/32	0	325
Opponents	34	10	21	3	32/32	27/28	0	317

2-Pt Conversions: Titans 0-0, Opponents 0-2

FUM/Lost: Hasselbeck 4/1, C. Johnson 3/1, Cook 2/2, Amato 1/0, Britt 1/1, Campbell 1/0, Hall 1/1, Harper 1/1, L. Hawkins 1/0, Mariani 1/0, Ringer 1/1

RUSHING	No	Yds	Avg	Lg	TD
C. Johnson	262	1047	4.0	48t	4
Ringer	59	185	3.1	25	1
Locker	8	56	7.0	17	1
Hasselbeck	20	52	2.6	21	0
Harper	17	44	2.6	12	1

PASSING	Att	Cmp	Pct	Yards	Yds/Att	TD	Int	Lg	Sk/Yds	Rating
Hasselbeck	518	319	61.6	3571	6.89	18	14	80t	19/153	82.4
Locker	66	34	51.5	542	8.21	4	0	54	5/37	99.4
Team	584	353	60.4	4113	7.04	22	14	80t	24/190	84.4
Opponents	591	369	62.4	3809	6.45	21	11	78t	28/180	85.1

Hall	6	24	4.0	12	0
Kern	1	21	21.0	21	0
Washington	2	5	2.5	3t	1
Mariani	1	4	4.0	4	0
Team	376	1438	3.8	48t	8
Opponents	461	2053	4.5	80t	10

RECEIVING	No	Yds	Avg	Lg	TD
Washington	74	1023	13.8	57	7
C. Johnson	57	418	7.3	34	0
Cook	49	759	15.5	80t	3
L. Hawkins	47	470	10.0	32	1
Williams	45	592	13.2	54	5
Ringer	28	187	6.7	18	0
Britt	17	289	17.0	80t	3
Stevens	9	166	18.4	58	1
Hall	9	46	5.1	10	0
Mariani	5	24	4.8	6	0
Harper	4	32	8.0	21	0
Avery	3	45	15.0	23	1
Q. Johnson	3	30	10.0	13	0
D. Graham	2	25	12.5	21	1
Amano	1	7	7.0	7	0
Team	353	4113	11.7	80t	22
Opponents	369	3809	10.3	78t	21

INTERCEPTIONS	No	Yds	Avg	Lg	TD
McCourty	2	52	26.0	30	0
Griffin	2	0	0.0	0	0
Babineaux	1	97	97.0	97t	1
Finnegan	1	8	8.0	8	0
Hope	1	7	7.0	7	0
Witherspoon	1	7	7.0	7	0
Ruud	1	4	4.0	4	0
Verner	1	4	4.0	4	0
McCarthy	1	0	0.0	0	0
Team	11	179	16.3	97t	1
Opponents	14	167	11.9	38t	3

PUNTING	No	Yds	Avg	Net	TB	In	Lg	B
Kern	86	3747	43.6	39.4	7	31	64	0
Team	86	3747	43.6	39.4	7	31	64	0
Opponents	83	3628	43.7	36.4	6	22	65	2

PUNT RETURNS	No	FC	Yds	Avg	Lg	TD
Mariani	46	18	490	10.7	79t	1
Campbell	1	0	0	0.0	0	0
Team	47	18	490	10.4	79t	1
Opponents	36	23	221	6.1	30	0

KICKOFF RETURNS	No	Yds	Avg	Lg	TD
Mariani	32	748	23.4	49	0
Campbell	0	84	---	84t	1
Team	32	832	26.0	100t	1
Opponents	30	680	22.7	77	0

FIELD GOALS	1-19	20-29	30-39	40-49	50+
Bironas	0/0	5/5	9/10	9/10	6/7
Team	0/0	5/5	9/10	9/10	6/7
Opponents	2/2	11/11	5/5	7/7	2/3

Bironas/Titans: (66N) (34N,25G,43G,39G,33G) (46G) (39G) (29G) (1) (51G,50G) (43G) (38G,36G,49G) (46G) (42N,31G,52G,38G) (48G,27G,44G) (43G) (53G,21G) (51G,51G,35G) (21G,43G,33G)
 OPP: (48G,21G,45G) (41G,29G) (1) (48G,51G) (19G) (32G,29G) (22G) (36G) (50N,29G) (19G,33G,24G) (43G) (27G) (25G,29G,22G) (47G,40G) (39G) (52G,37G,22G)

SACKS
 Klug 7, Ball 4, Jones 3, Casey 2.5, Morgan 2.5, Ayers 2, Witherspoon 2, Hayes 1.5, Finnegan 1, McCourty 1, S. Smith 1, Marks 0.5
 Titans 28, Opponents 24

TACKLES (Solo-Assists-Total)
 Babineaux (81-36-117), McCourty (85-22-107), Griffin (70-26-96), Finnegan (71-24-95), Ayers (66-22-88), McCarthy (61-15-76), Casey (41-33-74), Ruud (51-17-68), Witherspoon (51-11-62), Ball (29-26-55), Verner (29-21-50), Jones (24-24-48), Morgan (23-24-47), S. Smith (20-24-44), Marks (18-26-44), Hope (25-8-33), Klug (18-14-32), Hayes (14-15-29), Sheppard (7-9-16), McRath (11-3-14), Hawkins (9-2-11), A. Smith (4-0-4), Clayton (1-2-3), Shaw (2-0-2), Amato (0-0-0), Bailey (0-0-0), Campbell (0-0-0)
 Team Totals: 404-811-1,215

USUAL STARTING LINEUP

OFFENSE
 WR Nate Washington (85)
 LT Michael Roos (71)
 LG Leroy Harris (64)
 C Eugene Amano (54)
 RG Jake Scott (73)
 RT David Stewart (76)
 TE Craig Stevens (88)
 WR Damian Williams (17)
 FB Ahmard Hall (45)
 QB Matt Hasselbeck (8)
 RB Chris Johnson (28)

DEFENSE
 LE Derrick Morgan (90)/Dave Ball (98)
 LT Jurrell Casey (99)
 RT Sen'Derrick Marks (94)
 RE Jason Jones (91)
 LLB Akeem Ayers (56)
 MLB Colin McCarthy (52)/Barrett Ruud (55)
 RLB Will Witherspoon (92)
 LCB Jason McCourty (30)
 RCB Cortland Finnegan (31)
 SS Jordan Babineaux (26)
 FS Michael Griffin (33)

SPECIALISTS

K Rob Bironas (2)
 P Brett Kern (6)
 KR/PR Marc Mariani (83)

Pro Bowl

All-Pro

GM: Mike Reinfeldt; **Head Coach:** Mike Munchak
Asst. Coaches: Jerry Gray (def. coord.), Chris Palmer (off. coord.), Steve Watterson (asst. head coach/strength & cond.), Frank Bush (LB), Curtis Fuller (asst. secondary) Dowell Loggains (QB/passing game), Charles London (off. asst./qual. ct.), Alan Lowry (ST), Bruce Matthews (OL), Dave McGinnis (senior asst.), Chet Parlavecchio (ST asst.), Dave Ragone (WR), Marcus Robertson (secondary), Tracy Rocker (DL), Jim Skipper (RB), Arthur Smith (def. asst./qual. ct.), Art Valero (asst. OL), John Zernheit (TE)

AMERICAN FOOTBALL CONFERENCE STANDINGS

AFC EAST	W	L	T	Pct
New England	13	3	0	.813
New York Jets	8	8	0	.500
Miami	6	10	0	.375
Buffalo	6	10	0	.375
AFC NORTH	W	L	T	Pct
Baltimore	12	4	0	.750
* Pittsburgh	12	4	0	.750
* Cincinnati	9	7	0	.563
Cleveland	4	12	0	.250
AFC SOUTH	W	L	T	Pct
Houston	10	6	0	.625
Tennessee	9	7	0	.563
Jacksonville	5	11	0	.313
Indianapolis	2	14	0	.125
AFC WEST	W	L	T	Pct
Denver	8	8	0	.500
San Diego	8	8	0	.500
Oakland	8	8	0	.500
Kansas City	7	9	0	.438

NATIONAL FOOTBALL CONFERENCE STANDINGS

NFC EAST	W	L	T	Pct
New York Giants	9	7	0	.563
Philadelphia	8	8	0	.500
Dallas	8	8	0	.500
Washington	5	11	0	.313
NFC NORTH	W	L	T	Pct
Green Bay	15	1	0	.938
* Detroit	10	6	0	.625
Chicago	8	8	0	.500
Minnesota	3	13	0	.188
NFC SOUTH	W	L	T	Pct
New Orleans	13	3	0	.813
* Atlanta	10	6	0	.625
Carolina	6	10	0	.375
Tampa Bay	4	12	0	.250
NFC WEST	W	L	T	Pct
San Francisco	13	3	0	.813
Arizona	8	8	0	.500
Seattle	7	9	0	.438
St. Louis	2	14	0	.125

* Wild Card for Playoffs



2010 SEASON (6-10 REGULAR SEASON, 0-0 PLAYOFFS) • 4TH PLACE AFC SOUTH

DATE	OPPONENT	SCORE	W/L	ATT
Sep. 12	OAKLAND	38-13	W	69,143
Sep. 19	PITTSBURGH	11-19	L	69,143
Sep. 26	at New York Giants	29-10	W	79,386
Oct. 3	DENVER	20-26	L	69,143
Oct. 10	at Dallas	34-27	W	90,616
Oct. 18	at Jacksonville	30-3	W	63,625
Oct. 24	PHILADELPHIA	37-19	W	69,143
Oct. 31	at San Diego	25-33	L	59,260
Nov. 7	BYE			
Nov. 14	at Miami	17-29	L	65,585
Nov. 21	WASHINGTON	16-19*	L	69,143
Nov. 28	at Houston	0-20	L	70,855
Dec. 5	JACKSONVILLE	6-17	L	69,143
Dec. 9	INDIANAPOLIS	28-30	L	69,143
Dec. 19	HOUSTON	31-17	W	69,143
Dec. 26	at Kansas City	14-34	L	65,606
Jan. 2	at Indianapolis	20-23	L	67,188

	TITANS	OPP
Total First Downs	252	356
Rushing	73	107
Passing	155	214
Penalty	24	35
3rd Down: Made/Att	71/204	104/242
3rd Down Pct.	34.8	43.0
4th Down: Made/Att	8/14	9/22
4th Down Pct.	57.1	40.9
Possession Avg.	25:54	34:06
Total Net Yards	4834	5883
Avg. Per Game	302.1	367.7
Total Plays	907	1139
Avg. Per Play	5.3	5.2
Net Yards Rushing	1727	1851
Avg. Per Game	107.9	115.7
Total Rushes	406	474
Net Yards Passing	3107	4032
Avg. Per Game	194.2	252.0
Sacked/Yards Lost	27/171	40/272
Gross Yards	3278	4304
Att./Completions	474/273	625/410
Completion Pct.	57.6	65.6
Had Intercepted	15	17
Punts/Average	77/42.9	61/42.9
Net Punting Avg.	77/39.1	61/34.6
Penalties/Yards	128/1040	114/1039
Fumbles/Ball Lost	22/14	25/8
Touchdowns	40	32
Rushing	13	7
Passing	24	23
Returns	3	2

BY PERIODS	1	2	3	4	OT	PTS
Team	79	92	83	102	0	356
Opponents	65	130	65	76	3	339

SCORING	TD	RU	PA	RT	PAT	FG	S	TP
Bironas	0	0	0	0	38/38	24/26	0	110
C. Johnson	12	11	1	0	0	0	0	72
Britt	9	0	9	0	0	0	0	56
Washington	6	0	6	0	0	0	0	36
Moss LG	5	0	5	0	0	0	0	30
Scaife	4	0	4	0	0	0	0	24
Mariani	2	0	0	2	0	0	0	12
Ringer	2	2	0	0	0	0	0	12
Stevens	2	0	2	0	0	0	0	12
Cook	1	0	1	0	0	0	0	6
Finnegan	1	0	0	1	0	0	0	6
Gage	1	0	1	0	0	0	0	6
Schommer	0	0	0	0	0	0	1	2
Team	40	13	24	3	38/38	24/26	2	356
Opponents	32	7	23	2	30/30	39/48	0	339

2-Pt Conversions: Britt, Titans 1-2, Opponents 0-2

FUM/Lost: Young 6/4, K. Collins 5/3, C. Johnson 3/2, Mariani 3/2, Scaife 2/1, Amano 1/0, Amato 1/1, Britt 1/1

RUSHING	No	Yds	Avg	Lg	TD
C. Johnson	316	1364	4.3	76t	11
Ringer	51	239	4.7	54	2
Young	25	125	5.0	20	0
Williams	1	5	5.0	5	0
K. Collins	10	1	0.1	4	0
Hall	1	1	1.0	1	0
Kern	1	0	0.0	0	0
Washington	1	-8	-8.0	-8	0
Team	406	1727	4.3	76t	13
Opponents	474	1851	3.9	37	7

PASSING	Att	Cmp	Pct	Yards	Yds/Att	TD	Int	Lg	Sk/Yds	Rating
K. Collins	278	160	57.6	1823	6.56	14	8	80t	13/91	82.2
Young	156	93	59.6	1255	8.04	10	3	71t	13/80	98.6
Smith	40	20	50.0	200	5.00	0	4	52	1/0	25.0
Team	474	273	57.6	3278	6.92	24	15	80t	27/171	82.6
Opponents	625	410	65.6	4304	6.89	23	17	75t	40/272	86.4

RECEIVING	No	Yds	Avg	Lg	TD
C. Johnson	44	245	5.6	25	1
Britt	42	775	18.5	80t	9
Washington	42	687	16.4	71t	6
Scaife	36	318	8.8	30	4
Cook	29	361	12.4	36	1
Moss LG	28	393	14.0	37t	5
Moss TM	6	80	13.3	26	0
Gage	20	266	13.3	30	1
Williams	16	219	13.7	39	0
Hall	15	100	6.7	19	0
Stevens	11	122	11.1	28	2
Ringer	7	44	6.3	9	0
L. Hawkins	5	61	12.2	24	0
Team	273	3278	12.0	80t	24
Opponents	410	4304	10.5	75t	23

INTERCEPTIONS	No	Yds	Avg	Lg	TD
Griffin	4	50	12.5	28	0
Verner	3	41	13.7	19	0
Finnegan	2	41	20.5	41t	1
McCourty	2	11	5.5	11	0
Witherspoon	2	11	5.5	9	0
Hope	1	32	32.0	32	0
Tulloch	1	18	18.0	18	0
Fuller	1	0	0.0	0	0
Marks	1	-6	-6.0	-6	0
Team	17	198	11.6	41t	1
Opponents	15	120	8.0	54t	1

PUNTING	No	Yds	Avg	Net	TB	In	Lg	B
Kern	77	3302	42.9	39.1	4	24	68	0
Team	77	3302	42.9	39.1	4	24	68	0
Opponents	61	2618	42.9	34.6	9	15	68	1

PUNT RETURNS	No	FC	Yds	Avg	Lg	TD
Mariani	27	17	329	12.2	87t	1
Team	27	17	329	12.2	87t	1
Opponents	35	16	214	6.1	29	0

KICKOFF RETURNS	No	Yds	Avg	Lg	TD
Mariani	60	1530	25.5	98t	1
Hall	2	21	10.5	15	0
Cook	1	3	3.0	3	0
Gage	1	2	2.0	2	0
Team	64	1556	24.3	98t	1
Opponents	56	1389	24.8	97t	1

FIELD GOALS	1-19	20-29	30-39	40-49	50+
Bironas	0/0	6/6	8/9	8/8	2/3
Team	0/0	6/6	8/9	8/8	2/3
Opponents	1/1	10/10	15/15	11/17	2/5

Bironas/Titans: (43G) (21G) (48G,22G) (35N,55G,46G) (52G, 40G) (26G,33G,36G)(41G,38G,33G) (21G) (40G) (25G, 32G,40G) () (37G,30G) () (30G) () (26G,42G,61N) (34G,36G) (34G,30G,53N) (36G,34G,25G,27G) (53N,50G,44N) (36G,36G,35G,36G)(51G,44N,26G) (33G) (25G,46G,46G,28G) (34G,36G) (23G,26G,42G)(19G,51N,40G,42G,47N,48G) (35G,33G) (26G,49B,48N) (21G,28G,47G) (37G) (35G,47N,42G) (48G,44G,43G)

SACKS
Babin 12.5, Ball 7, T. Brown 3.5, Jones 3.5, Ford 3, Witherspoon 3, Hayes 1.5, McRath 1.5, Morgan 1.5, Finnegan 1, Hope 1, Tulloch 1
Titans 40, Opponents 27

TACKLES (Solo-Assists-Total)
Tulloch (121-48-169), Griffin (99-54-153), Hope (85-48-133), Verner (76-27-103), Finnegan (76-24-100), Witherspoon (65-34-99), Babin (56-37-93), Ford (38-29-67), Jones (36-25-61), McRath (45-15-60), Ball (32-27-59), Haye (30-22-52), Marks (27-23-50), Hayes (27-22-49), McCourty (36-9-45), Brown (18-17-35), Fuller (22-10-32), Douglas (14-16-30), Shaw (7-4-11), Morgan (6-4-10), Sheppard (4-5-9), Winborn (4-4-8), Gordon (2-2-4), Mouton (3-0-3), Allred (2-1-3)
Team Totals: 931-507-1,438

USUAL STARTING LINEUP

OFFENSE
WR Nate Washington (85)
LT Michael Roos (71)
LG Leroy Harris (64)
C Eugene Amano (54)
RG Jake Scott (73)
RT David Stewart (76)
TE Craig Stevens (88)/Bo Scaife (80)
WR Justin Gage (12)/Kenny Britt (18)
FB Ahmard Hall (45)
QB Vince Young (10)/Kerry Collins (5)
RB Chris Johnson (28)

DEFENSE
LE Jason Babin (93)
LT Jason Jones (91)
RT Tony Brown (97)
RE Dave Ball (98)
LLB Gerald McRath (51)
MLB Stephen Tulloch (55)
RLB Will Witherspoon (92)
LCB Alterraun Verner (20)
RCB Cortland Finnegan (31)
SS Chris Hope (24)
FS Michael Griffin (33)

SPECIALISTS

K Rob Bironas (2)
P Brett Kern (6)
PR/PR Marc Mariani (83)

Pro Bowl

All-Pro

GM: Mike Reinfeldt; **Head Coach:** Jeff Fisher
Asst. Coaches: Mike Heimerdinger (off. coord.), Chuck Cecil (def. coord.), Craig Johnson (asst. head coach/RB), Dave McGinnis (asst. head coach/LB), Steve Watterson (asst. head coach/strength & conditioning), Marty Galbraith (ST asst.), Fred Graves (WR), Tim Hauck (asst. secondary), Dowell Loggains (QB/passing game), Alan Lowry (ST), Mike Munchak (OL), Marcus Robertson (secondary), Rayna Stewart (def. asst./qual ctl.), Jim Washburn (DL), Richie Wessman (qual. control/off.), John Zernhelt (TE)

AMERICAN FOOTBALL CONFERENCE STANDINGS

AFC EAST	W	L	T	Pct
New England	14	2	0	.875
* New York Jets	11	5	0	.688
Miami	7	9	0	.438
Buffalo	4	12	0	.250
AFC NORTH	W	L	T	Pct
Pittsburgh	12	4	0	.750
* Baltimore	12	4	0	.750
Cleveland	5	11	0	.313
Cincinnati	4	12	0	.250
AFC SOUTH	W	L	T	Pct
Indianapolis	10	6	0	.625
Jacksonville	8	8	0	.500
Houston	6	10	0	.375
Tennessee	6	10	0	.375
AFC WEST	W	L	T	Pct
Kansas City	10	6	0	.625
San Diego	9	7	0	.563
Oakland	8	8	0	.500
Denver	4	12	0	.250

NATIONAL FOOTBALL CONFERENCE STANDINGS

NFC EAST	W	L	T	Pct
Philadelphia	10	6	0	.625
New York Giants	10	6	0	.625
Dallas	6	10	0	.375
Washington	6	10	0	.375
NFC NORTH	W	L	T	Pct
Chicago	11	5	0	.688
* Green Bay	10	6	0	.625
Detroit	6	10	0	.375
Minnesota	6	10	0	.375
NFC SOUTH	W	L	T	Pct
Atlanta	13	3	0	.813
* New Orleans	11	5	0	.688
Tampa Bay	10	6	0	.625
Carolina	2	14	0	.125
NFC WEST	W	L	T	Pct
Seattle	7	9	0	.438
St. Louis	7	9	0	.438
San Francisco	6	10	0	.375
Arizona	5	11	0	.313

* Wild Card for Playoffs



2009 SEASON (8-8 REGULAR SEASON, 0-0 PLAYOFFS) • 3RD PLACE AFC SOUTH

DATE	OPPONENT	SCORE	W/L	ATT
Sep. 10	at Pittsburgh	10-13*	L	65,110
Sep. 20	HOUSTON	31-34	L	69,143
Sep. 27	at NY Jets	17-24	L	75,863
Oct. 4	at Jacksonville	17-37	L	49,014
Oct. 11	INDIANAPOLIS	9-31	L	69,143
Oct. 18	at New England	0-59	L	68,756
Oct. 25	BYE			
Nov. 1	JACKSONVILLE	30-13	W	69,143
Nov. 8	at San Francisco	34-27	W	69,732
Nov. 15	BUFFALO	41-17	W	69,143
Nov. 23	at Houston	20-17	W	71,153
Nov. 29	ARIZONA	20-17	W	69,143
Dec. 6	at Indianapolis	17-27	L	66,321
Dec. 13	ST. LOUIS	47-7	W	69,143
Dec. 20	MIAMI	27-24*	W	69,143
Dec. 25	SAN DIEGO	17-42	L	69,143
Jan. 3	at Seattle	17-13	W	67,002

	TITANS	OPP
Total First Downs	288	323
Rushing	115	89
Passing	154	210
Penalty	19	24
3rd Down: Made/Att	89/214	89/218
3rd Down Pct.	41.6	40.8
4th Down: Made/Att	12/22	12/17
4th Down Pct.	54.5	70.6
Possession Avg.	28:27	31:33
Total Net Yards	5623	5850
Avg. Per Game	351.4	365.6
Total Plays	990	1038
Avg. Per Play	5.7	5.6
Net Yards Rushing	2592	1711
Avg. Per Game	162.0	106.9
Total Rushes	499	402
Net Yards Passing	3031	4139
Avg. Per Game	189.4	258.7
Sacked/Yards Lost	15/73	32/224
Gross Yards	3104	4363
Att./Completions	476/271	604/404
Completion Pct.	56.9	66.9
Had Intercepted	15	20
Punts/Average	69/43.4	76/44.3
Net Punting Avg.	69/38.7	76/39.5
Penalties/Yards	98/821	94/724
Fumbles/Ball Lost	27/16	20/7
Touchdowns	39	48
Rushing	19	16
Passing	16	31
Returns	4	1

BY PERIODS	1	2	3	4	OT	PTS
Titans	77	103	67	104	3	354
Opponents	82	169	77	71	3	402

SCORING	TD	RU	PA	RT	PAT	FG	S	TP
Bironas	0	0	0	0	37/37	27/32	0	118
Johnson	16	14	2	0	0	0	0	98
Washington	6	0	6	0	0	0	0	36
Britt	3	0	3	0	0	0	0	18
Gage	3	0	3	0	0	0	0	18
Fuller	2	0	0	2	0	0	0	12
White	2	2	0	0	0	0	0	12
Young	2	2	0	0	0	0	0	12
Collins	1	1	0	0	0	0	0	6
Crumpler	1	0	1	0	0	0	0	6
Finnegan	1	0	0	1	0	0	0	6
Hood	1	0	0	1	0	0	0	6
Scaife	1	0	1	0	0	0	0	6
Titans	39	19	16	4	37/37	27/32	0	354
Opp.	48	16	31	1	46/47	22/27	0	402

2-Pt Conversions: Johnson, Titans 1-2, Opponents 1-1

FUM/Lost: Young 8/2, Mouton 4/2, Collins 3/2, Johnson 3/3, Hall 2/2, Britt 1/1, Crumpler 1/1, Finnegan 1/0, Pearman 1/1, Scaife 1/1, Washington 1/0, White 1/1

RUSHING	No	Yds	Avg	Lg	TD
Johnson	358	2006	5.6	91t	14
Young	55	281	5.1	44	2
White	64	222	3.5	11	2
Ringer	8	48	6.0	32	0
Collins	11	15	1.4	10t	1
Washington	2	15	7.5	14	0
Hall	1	5	5.0	5	0
Team	499	2592	5.2	91t	19
Opponents	402	1711	4.3	80t	16

PASSING	Att	Cmp	Pct	Yards	Yds/Att	TD	Int	Lg	Sk/Yds	Rating
Young	259	152	58.7	1879	7.25	10	7	66t	9/36	82.8
Collins	216	119	55.1	1225	5.67	6	8	69t	6/37	65.5
Johnson	1	0	0.0	0	0.00	0	0	---	0/0	39.6
Team	476	271	56.9	3104	6.52	16	15	69t	15/73	74.8
Opponents	604	404	66.9	4363	7.22	31	20	72t	32/224	91.2

RECEIVING	No	Yds	Avg	Lg	TD
Johnson	50	503	10.1	69t	2
Washington	47	569	12.1	35	6
Scaife	45	440	9.8	27	1
Britt	42	701	16.7	57	3
Gage	28	383	13.7	49	3
Crumpler	27	222	8.2	27	1
Hall	12	79	6.6	15	0
Cook	9	74	8.2	17	0
Hawkins	7	110	15.7	32	0
White	3	14	4.7	7	0
M. Jones	1	9	9.0	9	0
Team	271	3104	11.5	69t	16
Opponents	404	4363	10.8	72t	31

INTERCEPTIONS	No	Yds	Avg	Lg	TD
Finnegan	5	194	38.8	80	1
Hood	3	91	30.3	43	1
Fuller	3	71	23.7	45t	2
Bulluck	3	45	15.0	23	0
Hope	3	24	8.0	24	0
Harper	1	4	4.0	4	0
Griffin	1	3	3.0	3	0
McRath	1	1	1.0	1	0
Team	20	433	21.7	80	4
Opponents	15	121	8.1	26	0

PUNTING	No	Yds	Avg	Net	TB	In	Lg	B
Kern LG	64	2910	45.5	38.5	10	27	67	0
Kern TM	37	1665	45.0	41.4	4	18	67	0
Hodges TM	22	868	39.5	31.8	2	1	50	0
Hentrich	9	422	46.9	44.1	0	3	60	0
Bironas	1	40	40.0	40.0	0	0	40	0
Team	69	2995	43.4	38.7	6	22	67	0
Opponents	76	3364	44.3	39.5	7	32	64	0

PUNT RETURNS	No	FC	Yds	Avg	Lg	TD
Pearman	11	8	112	10.2	18	0
Kaesviharn	9	8	34	3.8	10	0
Mouton	6	3	37	6.2	15	0
Finnegan	4	1	14	3.5	11	0
M. Jones	3	2	23	7.7	15	0
Team	33	22	220	6.7	18	0
Opponents	29	17	208	7.2	37	0

KICKOFF RETURNS	No	Yds	Avg	Lg	TD
Britt	24	523	21.8	56	0
M. Jones	13	264	20.3	27	0
Ringer	9	181	20.1	25	0
Pearman	8	174	21.8	27	0
Griffin	6	143	23.8	31	0
Crumpler	3	20	6.7	15	0
McCourty	3	72	24.0	27	0
Hall	1	12	12.0	12	0
Mouton	1	14	14.0	14	0
Stevens	1	14	14.0	14	0
Team	69	1417	20.5	56	0
Opponents	71	1714	24.1	99t	1

FIELD GOALS	1-19	20-29	30-39	40-49	50+
Bironas	0/0	8/8	4/6	10/12	5/6
Team	0/0	8/8	4/6	10/12	5/6
Opponents	0/0	9/9	8/9	4/6	1/3

Bironas/Titans: (37N,31B,45G) (40G) (38G) (29G) (49G,43G,46G) (48G,25G,45G) (21G,28G) (38G,60N,51G) (50G,49N,53G) (52G,24G) (20G) (27G,34G,36G,50G) (24G,46G) (46G) (47N,47G)
 Opponents: (32G,33G) (38G,23G) (30G) (22G,50G,55N,33G) (23G) (39N,33G) (40G,25G) (25G) (49N,26G,49N) (41G) (43G,52N,36G) (23G,28G,45G) (35G,20G)

SACKS
 Ford 5.5, T. Brown 5, Hayes 4, J. Jones 4, Vanden Bosch 3, Hope 2, Tulloch 2, Fuller 1, Griffin 1, Kearse 1, Marks 1, Thornton 1, (group) 1, Hays 0.5
Titans 32, Opponents 15

TACKLES (Solo-Assists-Total)
 Tulloch (95-37-132), Bulluck (83-35-118), Griffin (62-46-108), Hope (70-25-95), Vanden Bosch (41-45-86), W. Hayes (51-31-82), Harper (69-8-77), Finnegan (57-19-76), Brown (36-25-61), Thornton (46-14-60), J. Haye (29-26-55), Vickerson (24-25-49), Ball (19-19-38), Ford (22-16-38), McRath (25-13-38), Fuller (25-8-33), McCourty (20-10-30), Marks (9-14-23), J. Jones (15-6-21), Hood (14-4-18), Mouton (9-8-17), Allred (6-9-15), Kaesviharn (10-3-13), Kearse (5-6-11), C. Williams (5-2-7), Amato (0-0-0), Keglal (0-0-0), Nickey (0-0-0)
Team Totals: 847-454-1,301

USUAL STARTING LINEUP

OFFENSE
 WR Nate Washington (85)
 LT Michael Roos (71)
 LG Eugene Amaco (54)
C Kevin Mawae (68)
 RG Jake Scott (73)
 RT David Stewart (76)
 TE Bo Scaife (80)/Alge Crumpler (83)
 WR Justin Gage (12)
 FB Ahmad Hall (45)
QB Vince Young (10)
RB Chris Johnson (28)

DEFENSE
 LE William Hayes (95)
 LT Jovan Haye (75)
 RT Tony Brown (97)
RE Kyle Vanden Bosch (93)
 LLB David Thornton (50)
 MLB Stephen Tulloch (55)
 RLB Keith Bulluck (53)
 LCB Nick Harper (20)
 RCB Cortland Finnegan (31)
 SS Chris Hope (24)
 FS Michael Griffin (33)

SPECIALISTS
 K Rob Bironas (2)
 P Brett Kern (6)

Pro Bowl
 All-Pro

GM: Mike Reinfeldt; **Head Coach:** Jeff Fisher
Asst. Coaches: Mike Heimerdinger (off. coord.), Chuck Cecil (def. coord.), Dave McGinnis (asst. head coach/LB), Steve Watterson (asst. head coach/strength & conditioning), Earnest Byner (RB), Marty Galbraith (ST asst.), Fred Graves (WR), Tim Hauck (asst. secondary), Craig Johnson (QB), Dowell Loggains (off. qual. ctl.), Alan Lowry (ST), Mike Munchak (OL), Marcus Robertson (secondary), Rayna Stewart (def. asst./qual. ctl.), Jim Washburn (DL), Richie Wessman (off. asst.), John Zernelt (TE)

AMERICAN FOOTBALL CONFERENCE STANDINGS

AFC EAST	W	L	T	Pct
New England	10	6	0	.625
* N.Y. Jets	9	7	0	.563
Miami	7	9	0	.438
Buffalo	6	10	0	.375
AFC NORTH	W	L	T	Pct
Cincinnati	10	6	0	.625
* Baltimore	9	7	0	.563
Pittsburgh	9	7	0	.563
Cleveland	5	11	0	.313
AFC SOUTH	W	L	T	Pct
Indianapolis	14	2	0	.875
Houston	9	7	0	.563
Tennessee	8	8	0	.500
Jacksonville	7	9	0	.438
AFC WEST	W	L	T	Pct
San Diego	13	3	0	.813
Denver	8	8	0	.500
Oakland	5	11	0	.313
Kansas City	4	12	0	.250

NATIONAL FOOTBALL CONFERENCE STANDINGS

NFC EAST	W	L	T	Pct
Dallas	11	5	0	.688
* Philadelphia	11	5	0	.688
N.Y. Giants	8	8	0	.500
Washington	4	12	0	.250
NFC NORTH	W	L	T	Pct
Minnesota	12	4	0	.813
* Green Bay	11	5	0	.688
Chicago	7	9	0	.438
Detroit	2	14	0	.125
NFC SOUTH	W	L	T	Pct
New Orleans	13	3	0	.813
Atlanta	9	7	0	.563
Carolina	8	8	0	.500
Tampa Bay	3	13	0	.188
NFC WEST	W	L	T	Pct
Arizona	10	6	0	.625
San Francisco	8	8	0	.500
Seattle	5	11	0	.313
St. Louis	1	15	0	.063

* Wild Card for Playoffs



2008 SEASON (13-3 REGULAR SEASON, 0-1 PLAYOFFS) • 1ST PLACE AFC SOUTH

DATE	OPPONENT	SCORE	W/L	ATT
Sep. 7	JACKSONVILLE	17-10	W	69,143
Sep. 14	at Cincinnati	24-7	W	65,540
Sep. 21	HOUSTON	31-12	W	69,143
Sep. 28	MINNESOTA	30-17	W	69,143
Oct. 5	at Baltimore	13-10	W	71,131
Oct. 12	BYE			
Oct. 19	at Kansas City	34-10	W	74,200
Oct. 27	INDIANAPOLIS	31-21	W	69,143
Nov. 2	GREEN BAY	19-16*	W	69,143
Nov. 9	at Chicago	21-14	W	62,124
Nov. 16	at Jacksonville	24-14	W	65,258
Nov. 23	NY JETS	13-34	L	69,143
Nov. 27	at Detroit	47-10	W	60,112
Dec. 7	CLEVELAND	28-9	W	69,143
Dec. 14	at Houston	12-13	L	70,831
Dec. 21	PITTSBURGH	31-14	W	69,143
Dec. 28	at Indianapolis	0-23	L	66,721
Jan. 10	BALTIMORE	10-13	L	69,143

* Overtime

	TITANS	OPP
Total First Downs	268	276
Rushing	108	81
Passing	143	166
Penalty	17	29
3rd Down: Made/Att	78/216	79/226
3rd Down Pct.	36.1	35.0
4th Down: Made/Att	5/11	8/18
4th Down Pct.	45.5	44.4
Possession Avg.	29:09	30:51
Total Net Yards	5018	4698
Avg. Per Game	313.6	293.6
Total Plays	973	1022
Avg. Per Play	5.2	4.6
Net Yards Rushing	2199	1502
Avg. Per Game	137.4	93.9
Total Rushes	508	403
Avg. Per Play	4.3	3.7
Net Yards Passing	2819	3196
Avg. Per Game	176.2	199.8
Sacked/Yards Lost	12/83	44/262
Gross Yards	2902	3458
Att./Comp.	453/265	575/342
Completion Pct.	58.5	59.5
Had Intercepted	9	20
Punts/Average	87/42.8	87/42.3
Net Punting Avg.	36.5	36.2
Penalties/Yards	108/855	93/750
Fumbles/Ball Lost	18/8	28/11
Touchdowns	41	25
Rushing	24	12
Passing	13	12
Returns	4	1

BY PERIODS	1	2	3	4	OT	PTS
Titans	63	119	67	123	3	375
Opponents	49	87	34	64	0	234

SCORING	TD	RU	PA	RT	PAT	FG	S	TP
Bironas	0	0	0	0	40/40	29/33	0	127
White	15	15	0	0	0/0	0/0	0	90
Johnson	10	9	1	0	0/0	0/0	0	60
Gage	6	0	0	0	0/0	0/0	0	36
Hall	2	0	2	0	0/0	0/0	0	14
Scaife	2	0	2	0	0/0	0/0	0	12
Griffin	1	0	2	1	0/0	0/0	0	6
Ball	1	0	0	1	0/0	0/0	0	6
Jones	1	0	1	0	0/0	0/0	0	6
Finnegan	1	0	0	1	0/0	0/0	0	6
Bulluck	1	0	0	1	0/0	0/0	0	6
Crumpler	1	0	1	0	0/0	0/0	0	6
Titans	41	24	13	4	40/40	29/33	0	375
Opponents	25	12	12	1	24/24	20/30	0	234

2-point conversions: Hall, Titans 1-1, Opponents 0-1

FUM/LOST: Collins 5/1, Carr 2/0, McCareins 2/2, Young 2/0, Crumpler 1/0, Hall 1/1, Henrich 1/1, C. Johnson 1/1, Mawae 1/1, Scaife 1/0, White 1/1

RUSHING	No	Yds	Avg	Lg	TD
Johnson	251	1228	4.9	66t	9
White	200	773	3.9	80t	15
Ganther	9	61	6.8	22	0
Collins	25	49	2.0	17	0
Jones	2	35	17.5	28	0
Young	8	27	3.4	8	0
Hall	8	21	2.6	6	0
McCareins	2	8	4.0	4	0

PASSING	Att	Cmp	Pct	Yards	Yds/Att	TD	Int	Lg	Sk/Yds	Rating
K.Collins	415	242	58.3	2676	6.4	12	7	56t	8/60	80.2
V.Young	36	22	61.1	219	6.1	1	2	54	3/13	64.5
C.Simms	2	1	50.0	7	3.5	0	0	7	1/10	78.8
Titans	453	265	58.5	2902	6.4	13	9	56t	12/83	78.8
Opponents	575	342	59.5	3458	6.0	12	20	65	44/262	69.2

Henry	1	3	3.0	3	0
Henrich	2	-6	-3.0	0	0
Titans	508	2199	4.3	80t	24
Opponents	403	1502	3.7	61t	12

RECEIVING	No	Yds	Avg	Lg	TD
Scaife	58	561	9.7	44	2
Johnson	43	260	6.0	25	1
Jones	41	449	11.0	40	1
Gage	34	651	19.1	56t	6
McCareins	30	412	13.7	37	0
Crumpler	24	257	10.7	28	1
Hall	13	138	10.6	54	2
Hawkins	7	68	9.7	19	0
Ganther	6	43	7.2	15	0
White	5	16	3.2	7	0
Davis	2	31	15.5	21	0
Stevens	1	9	9.0	9	0
Williams	1	7	7.0	7	0
Titans	265	2902	11.0	56t	13
Opponents	342	3458	10.1	65	12

INTERCEPTIONS	No	Yds	Avg	Lg	TD
Griffin	7	172	24.6	83t	1
Finnegan	5	100	20.0	99t	1
Hope	4	53	13.3	39	0
Harper	2	11	5.5	15.0	0
Ball	1	15	15.0	15t	1
Carr	1	0	0.0	0	0
Titans	20	351	17.6	99t	3
Opponents	9	88	9.8	33	0

PUNTING	No	Yds	Avg	Net	TB	In	Lg	B
Henrich	87	3725	42.8	36.5	13	27	75	0
Titans	87	3725	42.8	36.5	13	27	75	0
Opponents	87	3676	42.3	36.2	10	28	66	1

PUNT RETURNS	No	FC	Yds	Avg	Lg	TD
Carr	32	20	323	10.1	44	0
Davis	2	1	6	3.0	9	0
Titans	34	21	329	9.7	44	0
Opponents	32	20	290	9.1	34	0

KICKOFF RETURNS	No	Yds	Avg	Lg	TD
Carr	35	984	28.1	52	0
Hawkins	7	130	18.6	23	0
Davis	4	119	29.8	33	0
Griffin	2	32	16.0	28	0
Hall	2	21	10.5	13	0
Johnson	1	17	17.0	17	0
Stevens	1	16	16.0	16	0
Titans	52	1319	25.4	52	0
Opponents	61	1524	25.0	59	0

FIELD GOALS	1-19	20-29	30-39	40-49	50+
Bironas	0-0	6-6	7-7	15-19	1-1
Titans	0-0	6-6	7-7	15-19	1-1
Opponents	0-0	9-10	6-10	4-8	1-2

Bironas/Titans: (47G) (34G) (44G) (20G, 32G, 49G) (35G, 26G) (49G, 46G) (34G, 44G, 43N, 48G) (31G, 25G, 22G, 47N, 41G) (49N) (32G) (43G, 49G) (49G, 41G, 45G, 43G) () (26G, 23G, 51G, 34G) (42G) (48N)

Opponents: (37N,27G) (37N) (44G, 24G) (42G, 48N) (38G, 45N) (39N, 50N, 26G) () (23G, 25G, 38G) (48B) () (20G, 30G) (53G) (47G, 41G, 44N, 39G) (32G, 26N, 24G) (33N) (28G, 21G, 38G)

SACKS
Haynesworth 8.5, Ford 7, J. Jones 5, Ball 4.5, Vanden Bosch 4.5, Brown 4, Kearse 3.5, Vickerson 1.5, Finnegan 1, Griffin 1, Hayes 1, Hope 1, Tulloch 1, Bulluck 0.5
Titans 44, Opponents 12

TACKLES (Solo-Assists-Total)
Bulluck (83-37-120), Tulloch (62-36-98), Hope (71-22-93), Thornton (63-30-93), Griffin (49-32-81), Harper (70-10-80), Finnegan (61-18-79), Haynesworth (45-30-75), Brown (41-32-73), Ball (22-29-51), Jones (28-21-49), Kearse (35-13-48), Vanden Bosch (16-30-46), Ford (27-18-45), Fuller (35-8-43), Carr (24-9-33), Fowler (14-13-27), Vickerson (10-13-23), Hayes (13-8-21), King (9-1-10), Allred (7-1-8), Nickey (3-3-6), Keglra (3-2-5), Stamer (1-1-2), Amato (0-0-0), Gordon (0-0-0), Hill (0-0-0), Williams (0-0-0)
Team Totals: 792-417-1209

USUAL STARTING LINEUP

OFFENSE

WR Justin McCareins (19)
LT Michael Roos (71)
LG Eugene Amano (54)
C Kevin Mawae (68)
RG Jake Scott (73)
RT David Stewart (76)
TE Alge Crumpler (83)
WR Justin Gage (12)
FB Ahmard Hall (45)
QB Kerry Collins (5)
RB Chris Johnson (28)

DEFENSE

LE Jevon Kearse (90)
LT Tony Brown (97)
RT Albert Haynesworth (92)
RE Kyle Vanden Bosch (93)
LLB David Thornton (50)
MLB Stephen Tulloch (55)
RLB Keith Bulluck (53)
LCB Nick Harper (20)
RCB Cortland Finnegan (31)
SS Chris Hope (24)
FS Michael Griffin (33)

SPECIALISTS

K Rob Bironas (2)
P Craig Henrich (15)

Pro Bowl

All-Pro

GM: Mike Reinfeldt; **Head Coach:** Jeff Fisher
Asst. Coaches: Mike Heimerdinger (off. coord.), Jim Schwartz (def. coord.), Dave McGinnis (asst. head coach/LB), Bart Andrus (off. asst.), Matt Burke (def. asst./qual. ct.), Earnest Byner (RB), Chuck Cecil (DB), Marty Galbraith (ST asst.), Fred Graves (WR), Craig Johnson (QB), Dowell Loggains (off. qual. ct.), Alan Lowry (ST), Mike Munchak (OL), Marcus Robertson (asst. secondary), Jim Washburn (DL), Steve Watterson (asst. head coach/strength & conditioning), John Zernhelt (TE)

AMERICAN FOOTBALL CONFERENCE STANDINGS

AFC EAST	W	L	T	Pct
Miami	11	5	0	.688
New England	11	5	0	.688
N.Y. Jets	9	7	0	.563
Buffalo	7	9	0	.438
AFC NORTH	W	L	T	Pct
Pittsburgh	12	4	0	.750
* Baltimore	11	5	0	.688
Cincinnati	4	11	0	.281
Cleveland	4	12	0	.250
AFC SOUTH	W	L	T	Pct
Tennessee	13	3	0	.813
* Indianapolis	12	4	0	.750
Houston	8	8	0	.500
Jacksonville	5	11	0	.313
AFC WEST	W	L	T	Pct
San Diego	8	8	0	.500
Denver	8	8	0	.500
Oakland	5	11	0	.313
Kansas City	2	14	0	.125

NATIONAL FOOTBALL CONFERENCE STANDINGS

NFC EAST	W	L	T	Pct
N.Y. Giants	12	4	0	.750
* Philadelphia	9	6	1	.594
Dallas	9	7	0	.563

2007 SEASON (10-6 REGULAR SEASON, 0-1 PLAYOFFS) • 3RD PLACE AFC SOUTH

DATE	OPPONENT	SCORE	W/L	ATT
Sep. 9	at Jacksonville	13-10	W	65,437
Sep. 16	INDIANAPOLIS	20-22	L	69,143
Sep. 24	at New Orleans	31-14	W	70,002
Sep. 30	BYE			
Oct. 7	ATLANTA	20-13	W	69,143
Oct. 14	at Tampa Bay	10-13	L	65,347
Oct. 21	at Houston	38-36	W	70,734
Oct. 28	OAKLAND	13-9	W	69,143
Nov. 4	CAROLINA	20-7	W	69,143
Nov. 11	JACKSONVILLE	13-28	L	69,143
Nov. 19	at Denver	20-34	L	76,590
Nov. 25	at Cincinnati	6-35	L	65,489
Dec. 2	HOUSTON	28-20	W	69,143
Dec. 9	SAN DIEGO	17-23*	L	69,143
Dec. 16	at Kansas City	26-17	W	74,976
Dec. 23	N.Y. JETS	10-6	W	69,143
Dec. 30	at Indianapolis	16-10	W	57,202
Jan. 6	at San Diego	6-17	L	65,640

* Overtime

	TITANS	OPP
Total First Downs	306	268
Rushing	118	80
Passing	171	165
Penalty	17	23
3rd Down: Made/Att	89/217	97/230
3rd Down Pct.	41.0	42.2
4th Down: Made/Att	2/11	8/16
4th Down Pct.	18.2	50.0
Possession Avg.	31:38	28:22
Total Net Yards	4987	4665
Avg. Per Game	311.7	291.6
Total Plays	1037	978
Avg. Per Play	4.8	4.8
Net Yards Rushing	2109	1478
Avg. Per Game	131.8	92.4
Total Rushes	543	369
Avg. Per Play	3.9	4.0
Net Yards Passing	2878	3187
Avg. Per Game	179.9	199.2
Sacked/Yards Lost	30/199	40/241
Gross Yards	3077	3428
Att./Comp.	464/288	569/349
Completion Pct.	62.1	61.3
Had Intercepted	17	22
Punts/Average	73/41.9	81/44.6
Net Punting Avg.	36.5	37.6
Penalties/Yards	101/773	90/745
Fumbles/Ball Lost	32/17	26/12
Touchdowns	28	35
Rushing	17	11
Passing	9	21
Returns	2	3

BY PERIODS	1	2	3	4	OT	PTS
Titans	59	64	98	80	0	301
Opponents	65	78	64	84	6	297

SCORING	TD	RU	PA	RT	PAT	FG	S	TP
Bironas	0	0	0	0	28/28	35/39	0	133
White	7	7	0	0	0/0	0/0	0	42
C.Brown	5	5	0	0	0/0	0/0	0	30
R.Williams	4	0	4	0	0/0	0/0	0	24
Young	3	3	0	0	0/0	0/0	0	18
Henry	2	2	0	0	0/0	0/0	0	12
Jones	2	0	2	0	0/0	0/0	0	12
Fuller	2	0	0	2	0/0	0/0	0	12
Gage	2	0	2	0	0/0	0/0	0	12
Scaife	1	0	1	0	0/0	0/0	0	6
Titans	28	17	9	2	28/28	35/39	0	301
Opponents	35	11	21	3	31/33	18/25	0	297

2-Pt Conversions: Titans 0-0, Opponents 1-1

FUM/LOST: Young 10/3, Davis 6/3, White 5/5, Mawae 2/1, Scaife 2/2, Bell 1/1, C. Brown 1/1, Bulluck 1/0, Collins 1/1, Gage 1/0, Griffin 1/0, B. Jones 1/0, M. Williams (LG) 1/1

RUSHING	No	Yds	Avg	Lg	TD
White	303	1110	3.7	28	7
C.Brown	102	462	4.5	42	5
Young	93	395	4.2	21	3
Henry	31	119	3.8	24t	2
Jones	2	37	18.5	19	0
Davis	2	19	9.5	14	0
Hall	1	8	8.0	8	0
Barclay	1	3	3.0	3	0
Troupe	1	-1	-1.0	-1	0
Collins	3	-3	-1.0	-1	0

PASSING	Att	Cmp	Pct	Yards	Yds/Att	TD	Int	Lg	Sk/Yds	Rating
Young	382	238	62.3	2546	6.7	9	17	73	25/157	71.1
Collins	82	50	61.0	531	6.5	0	0	46	5/42	79.9
Titans	464	268	62.1	3077	6.6	9	17	73	30/199	72.6
Opponents	569	349	61.3	3428	6.0	21	22	69t	40/241	74.5

Hentrich	1	-8	-8.0	-8	0
Bell	1	-15	-15.0	-15	0
R.Williams	2	-17	-8.5	-6	0
Titans	543	2109	3.9	42	17
Opponents	369	1478	4.0	62t	11

RECEIVING	No	Yds	Avg	Lg	TD
Gage	55	750	13.6	73	2
R.Williams	55	719	13.1	48	4
Scaife	46	421	9.2	26	1
Moulds	32	342	10.7	46	0
Jones	21	248	11.8	35t	2
White	20	114	5.7	15	0
C.Brown	19	128	6.7	16	0
Hartstock	12	138	11.5	27	0
Hall	9	60	6.7	11	0
Henry	6	53	8.8	18	0
Troupe	5	47	9.4	13	0
Davis	5	38	7.6	13	0
Barclay	2	13	6.5	7	0
Ealy	1	6	6.0	6	0
Titans	288	3077	10.7	73	9
Opponents	349	3428	9.8	69t	21

INTERCEPTIONS	No	Yds	Avg	Lg	TD
Bulluck	5	63	12.6	35	0
Harper	3	62	20.7	32	0
Griffin	3	3	1.0	3	0
Fuller	2	137	68.5	76t	2
Hope	2	45	22.5	45	0
Lowry	2	18	9.0	17	0
Thornton	2	16	8.0	11	0
Finnegan	1	14	14.0	14	0
Hill	1	0	0.0	0	0
LaBoy	1	0	0.0	0	0
Titans	22	358	16.3	76t	2
Opponents	17	116	6.8	23	0

PUNTING	No	Yds	Avg	Net	TB	In	Lg	B
Hentrich	70	2939	42.0	36.5	6	24	66	0
Miller	3	121	40.3	37.0	0	1	52	0
Titans	73	3060	41.9	36.5	6	25	66	0
Opponents	81	3615	44.6	37.6	10	23	70	0

PUNT RETURNS	No	FC	Yds	Avg	Lg	TD
Davis	31	12	293	9.5	39	0
Jones	6	0	29	4.8	13	0
Barclay	3	1	34	11.3	19	0
Finnegan	2	3	11	5.5	9	0
Titans	42	16	367	8.7	39	0
Opponents	31	16	274	8.8	80t	1

KICKOFF RETURNS	No	Yds	Avg	Lg	TD
Griffin	18	422	23.4	48	0
Barclay	14	304	21.7	37	0
Henry	13	272	20.9	46	0
Davis	2	37	18.5	19	0
Troupe	2	21	10.5	12	0
Lowry	1	15	15.0	15	0
Hartsock	1	14	14.0	14	0
Cramer	1	13	13.0	13	0
Titans	52	1098	21.1	48	0
Opponents	58	1404	24.2	76	0

FIELD GOALS	1-19	20-29	30-39	40-49	50+
Bironas	0-0	10-12	12-12	9-10	4-5
Titans	0-0	10-12	12-12	9-10	4-5
Opponents	0-0	7-8	5-6	3-5	3-6

Bironas/Titans: (20G, 31G), (30G, 36G), (33G, 27N), (30G, 40G, 47N), (48G), (52G, 25G, 21G, 30G, 28G, 43G, 29G, 29G), (35G, 23G), (47G, 53G), (36G, 49G), (56G, 37G), (28G, 23G), (53N), (44G, 29N), (37G, 37G, 40G, 25G), (46G) (40G, 54G, 33G)
 Opponents: (22G), (22G, 39G, 20G, 36N), (1), (32G, 53N, 28G, 48N, 50N), (23G, 43G), (1), (50G, 43G, 54G), (40N), (1), (21G, 39G), (26N), (45G, 50G), (20G), (36G), (51N), (37G)

SACKS
Vanden Bosch 12.0, Odom 8.0, Haynesworth 6.0, LaBoy 6.0, T.Brown 4.0, Finnegan 1.0, Fuller 1.0, Nickey 1.0, Thornton 1.0
Titans 40.0, Opponents 30.0

TACKLES (Solo-Assists-Total)
 Thornton (97-43-140), Vanden Bosch (65-50-115), Bulluck (75-34-109), Finnegan (84-25-109), T.Brown (46-37-83), Harper (75-5-80), Fowler (42-31-73), Haynesworth (41-28-69), Hope (39-21-60), Lowry (41-20-61), Griffin (34-15-49), Odom (24-20-44), Starks (21-18-39), Tulloch (28-8-36), Fuller (27-8-35), LaBoy (15-5-20), Hill (13-1-14), Fisher (5-4-9), Veal (4-4-8), King (5-2-7), Conover (2-2-4), Herndon (3-0-3), Vickerson (2-1-3),

Gardner (1-0-1), Nickey (1-0-1), Simon (0-1-1), Amato (0-0-0), Mahelona (0-0-0), Woods (0-0-0)
Team Totals: 790-383-1173

USUAL STARTING LINEUP

OFFENSE

WR	Roydell Williams (86)
LT	Michael Roos (71)
LG	Jacob Bell (60)
C	Kevin Mawae (68)
RG	Benji Olson (75)
RT	David Stewart (76)
TE	Bo Scaife (80)
WR	Justin Gage (12)
TE	Ben Hartsock (88)
QB	Vince Young (10)
RB	LenDale White (25)

DEFENSE

LE	Antwan Odom (98)
LT	Tony Brown (97)
RT	Albert Haynesworth (92)
RE	Kyle Vanden Bosch (93)
LLB	David Thornton (50)
MLB	Ryan Fowler (52)
RLB	Keith Bulluck (53)
LCB	Nick Harper (20)
RCB	Cortland Finnegan (31)
SS	Chris Hope (24)
FS	Michael Griffin (33)

SPECIALISTS

K	Rob Bironas (2)
P	Craig Hentrich (15)

Pro Bowl

All-Pro

GM: Mike Reinfeldt; Head Coach: Jeff Fisher
 Asst. Coaches: Norm Chow (off. coord.), Jim Schwartz (def. coord.), Dave McGinnis (Asst. head coach/LB), Sherman Smith (Asst. head coach/RB), Matt Burke (def. asst.), Chuck Cecil (DB), Marty Galbraith (ST asst.), Fred Graves (WR), Craig Johnson (QB), Alan Lowry (ST), Mike Munchak (OL), Marcus Robertson (Asst. Secondary), Jim Washburn (DL), Steve Watterson (strength & rehab.), John Zernhelt (TE)

AMERICAN FOOTBALL CONFERENCE STANDINGS

AFC EAST	W	L	T	Pct
New England	16	0	0	1.000
Buffalo	7	9	0	.438
N.Y. Jets	4	12	0	.259
Miami	1	15	0	.063
AFC NORTH	W	L	T	Pct
Pittsburgh	10			

2006 SEASON (8-8 REGULAR SEASON, 0-0 PLAYOFFS) • 2ND PLACE AFC SOUTH

DATE	OPPONENT	SCORE	W/L	ATT
Sep. 10	N.Y. JETS	16-23	L	69,143
Sep. 17	at San Diego	7-40	L	64,344
Sep. 24	at Miami	10-13	L	72,733
Oct. 1	DALLAS	14-45	L	69,143
Oct. 8	at Indianapolis	13-14	L	57,021
Oct. 15	at Washington	25-22	W	88,550
Oct. 22	BYE			
Oct. 29	HOUSTON	28-22	W	69,143
Nov. 5	at Jacksonville	7-37	L	66,524
Nov. 12	BALTIMORE	26-27	L	69,143
Nov. 19	at Philadelphia	31-13	W	69,232
Nov. 26	N.Y. GIANTS	24-21	W	69,143
Dec. 3	INDIANAPOLIS	20-17	W	69,143
Dec. 10	at Houston	26-20*	W	70,760
Dec. 17	JACKSONVILLE	24-17	W	69,143
Dec. 24	at Buffalo	30-29	W	54,765
Dec. 31	NEW ENGLAND	23-40	L	69,143

	TITANS	OPP
Total First Downs	261	329
Rushing	105	121
Passing	133	181
Penalty	23	27
3rd Down: Made/Att	67/205	90/221
3rd Down Pct.	32.7	40.7
4th Down: Made/Att	7/17	10/17
4th Down Pct.	41.2	58.8
Possession Avg.	27:17	32:43
Total Net Yards	4810	5915
Avg. Per Game	300.6	369.7
Total Plays	945	1062
Avg. Per Play	5.1	5.6
Net Yards Rushing	2214	2313
Avg. Per Game	138.4	144.6
Total Rushes	469	506
Avg. Per Play	4.7	4.6
Net Yards Passing	2596	3602
Avg. Per Game	162.3	225.1
Sacked/Yards Lost	29/152	26/148
Gross Yards	2748	3750
Att./Comp.	447/226	530/335
Completion Pct.	50.6	63.2
Had Intercepted	19	17
Punts/Average	88/42.7	68/42.5
Net Punting Avg.	37.3	34.4
Penalties/Yards	94/803	102/906
Fumbles/Ball Lost	29/7	19/11
Touchdowns	36	46
Rushing	15	20
Passing	13	24
Returns	8	2

BY PERIODS	1	2	3	4	OT	PTS
Titans	52	87	81	98	6	324
Opponents	84	116	85	115	0	400

SCORING	TD	RU	PA	RT	PAT	FG	S	TP
Bironas	0	0	0	0	32/32	22/28	0	98
Henry	7	7	0	0	0/0	0/0	0	44
Young	7	7	0	0	0/0	0/0	0	44
A.Jones	4	0	0	4	0/0	0/0	0	24
B.Jones	4	0	4	0	0/0	0/0	0	24
Bennett	3	0	3	0	0/0	0/0	0	20
Scaife	3	1	2	0	0/0	0/0	0	18
Troupe	2	0	2	0	0/0	0/0	0	12
Wade	2	0	2	0	0/0	0/0	0	12
T.Brown	1	0	0	1	0/0	0/0	0	6
Bulluck	1	0	0	1	0/0	0/0	0	6
Hope	1	0	0	1	0/0	0/0	0	6
Finnegan	1	0	0	1	0/0	0/0	0	6
Titans	36	15	13	8	32/32	22/28	2	324
Opponents	46	20	24	2	41/44	27/33	0	400

2-Pt Conversions: Bennett, Henry, Young,
Titans 3-3, Opponents 1-2

RUSHING	No	Yds	Avg	Lg	TD
Henry	270	1211	4.5	70t	7
Young	83	552	6.7	39t	7
White	61	244	4.0	26	0
C.Brown	41	156	3.8	21	0
Hall	7	21	3.0	11	0
Scaife	1	13	13.0	13t	1
A.Jones	2	8	4.0	7	0
Roby	1	3	3.0	3	0
B.Jones	1	3	3.0	3	0

PASSING	Att	Cmp	Pct	Yards	Yds/Att	TD	Int	Lg	Sk/Yds	Rating
Young	357	184	51.5	2199	6.2	12	13	53	25/129	66.7
Collins	90	42	46.7	549	6.1	1	6	36	4/23	42.3
Titans	447	226	50.6	2748	6.1	13	19	53	29/152	61.8
Opponents	530	335	63.2	3750	7.1	24	17	68t	26/148	86.0

Givens	1	3	3.0	3	0
Nickey	1	0	0.0	0	0
Titans	469	2214	4.7	70t	15
Opponents	506	2313	4.6	73	20

RECEIVING	No	Yds	Avg	Lg	TD
Bennett	46	737	16.0	39	3
Wade	33	461	14.0	25	2
Scaife	29	370	12.8	34	2
B.Jones	27	384	14.2	53	4
Henry	18	78	4.3	12	0
Hall	15	138	9.2	28	0
White	14	60	4.3	13	0
Troupe	13	150	11.5	32	2
R.Williams	8	121	15.1	20	0
Givens	8	104	13.0	27	0
Hartsock	6	68	11.3	23	0
A.Jones	2	31	15.5	17	0
Roby	2	28	14.0	21	0
Cramer	2	8	4.0	6	0
C.Brown	2	4	2.0	4	0
Wallace	1	6	6.0	6	0
Titans	226	2748	12.2	53	13
Opponents	335	3750	11.2	68t	24

INTERCEPTIONS	No	Yds	Avg	Lg	TD
Hope	5	105	21.0	61t	1
A.Jones	4	130	32.5	83t	1
Thompson	3	14	4.7	11	0
Hill	2	20	10.0	11	0
Sirmon	1	13	13.0	13	0
Bulluck	1	0	0.0	0	0
Tulloch	1	0	0.0	0	0
Titans	17	282	16.6	83t	2
Opponents	19	250	13.2	55t	2

PUNTING	No	Yds	Avg	Net	TB	In	Lg	B
Hentrich	88	3760	42.7	37.3	10	32	73	0
Titans	88	3760	42.7	37.3	10	32	73	0
Opponents	68	2888	42.5	34.4	4	18	61	1

PUNT RETURNS	No	FC	Yds	Avg	Lg	TD
A.Jones	34	3	440	12.9	90t	3
Wade	3	3	27	9.0	18	0
Titans	37	6	467	12.6	90t	3
Opponents	33	24	278	8.4	39	0

KICKOFF RETURNS	No	Yds	Avg	Lg	TD
Wade	50	1194	23.9	48	0
A.Jones	20	521	26.1	70	0
Scaife	4	64	16.0	18	0
Cramer	3	37	12.3	21	0
White	1	14	14.0	14	0
Hartsock	1	5	5.0	5	0
Titans	79	1835	23.2	70	0
Opponents	58	1263	21.8	52	0

FIELD GOALS	1-19	20-29	30-39	40-49	50+
Bironas	0-0	10-11	7-7	4-8	1-2
Titans	0-0	10-11	7-7	4-8	1-2
Opponents	1-1	10-11	6-10	10-10	0-1

Bironas/Titans: () () (51N, 22G) (33G, 39G) (22G, 47G) (32G, 26G, 30G) () () (21G, 41N, 43B) (36G) (48N, 49G) (25G, 60G) (41G, 33G) (44N, 27G) (42G, 20G, 30G) (25G, 23N, 27G, 27G)
Opponents: (18G, 34N, 30N) (28G, 31G, 35G, 44G) (40G, 30N, 39G) (26N, 43G) () () (27G) (47G, 21G, 39G) (27G, 40G) (42G, 38G) () (53N, 20G) (49G, 46G) (43G) (21G, 36G, 45G, 21G, 24G) (28G, 26G, 33N)

SACKS
Vanden Bosch 6.5, LaBoy 3.5, Starks 3.0, Bulluck 2.5, Haynesworth 2.0, Finnegan 2.0, T.Brown 1.5, Mahelona 1.0, A.Jones 1.0, Bockwoldt 1.0, Odom 0.5, Smith 0.5, Sirmon 0.5, Tulloch 0.5
Titans 26.0, Opponents 29.0

TACKLES (Solo-Assists-Total)
Bulluck (107-54-161), Hope (99-29-128), Thornton (93-29-122), Vanden Bosch (67-51-118), Sirmon (67-38-105), Thompson (58-19-77), Smith (43-33-76), P.Jones (54-13-67), Hill (41-18-59), Haynesworth (34-25-59), Finnegan (47-10-57), LaBoy (31-26-57), Starks (36-20-56), T. Brown (33-18-51), Tulloch (23-14-37), Conover (12-9-21), Mahelona (12-9-21), Fuller (11-4-15), Odom (9-6-15), Bockwoldt (4-3-7), Scott (2-3-5), Woolfolk (4-0-4), Savage (2-2-4), Amato (2-1-3), Reynolds (2-0-2), Lowry (0-1-1)
Team Totals: 893-435-1328

USUAL STARTING LINEUP

OFFENSE
WR Brandon Jones (81)
LT Michael Roos (71)
LG Jacob Bell (60)
C Kevin Mawae (68)
RG Benji Olson (75)
RT David Stewart (76)
TE Bo Scaife (80)
WR Drew Bennett (83)
FB Ahmad Hall (45)
QB Vince Young (10)
RB Travis Henry (20)

DEFENSE
LE Kyle Vanden Bosch (93)
LT Robaire Smith (98)
RT Albert Haynesworth (92)
RE Travis LaBoy (91)
LLB David Thornton (50)
MLB Peter Sirmon (59)
RLB Keith Bulluck (53)
LCB Reynaldo Hill (21)
RCB Pacman Jones (32)
SS Chris Hope (24)
FS Lamont Thompson (28)

SPECIALISTS

K Rob Bironas (2)
P Craig Hentrich (15)

Pro Bowl

All-Pro

GM: Floyd Reese; **Head Coach:** Jeff Fisher
Asst. Coaches: Norm Chow (off. coord.), Jim Schwartz (def. coord.), Dave McGinnis (Asst. head coach/LB), Sherman Smith (Asst. head coach/RB), Matt Burke (def. asst.), Chuck Cecil (S/nickel), Marty Galbraith (ST asst.), Craig Johnson (QB), Alan Lowry (ST), Mike Munchak (OL), Ray Sherman (WR), Jim Washburn (DL), Steve Watterson (strength & rehab.), Everett Withers (DB), John Zernhelt (TE)

AMERICAN FOOTBALL CONFERENCE STANDINGS

AFC EAST	W	L	T	Pct
New England	12	4	0	.750
* N.Y. Jets	10	6	0	.625
Buffalo	7	9	0	.438
Miami	6	10	0	.375
AFC NORTH	W	L	T	Pct
Baltimore	13	3	0	.812
Cincinnati	8	8	0	.500
Pittsburgh	8	8	0	.500
Cleveland	4	12	0	.250
AFC SOUTH	W	L	T	Pct
Indianapolis	12	4	0	.750
Tennessee	8	8	0	.500
Jacksonville	8	8	0	.500
Houston	6	10	0	.375
AFC WEST	W	L	T	Pct
San Diego	14	2	0	.875
* Kansas City	9	7	0	.562
Denver	9	7	0	.562
Oakland	2	14	0	.125

NATIONAL FOOTBALL CONFERENCE STANDINGS

NFC EAST	W	L	T	Pct
Philadelphia	10	6	0	.625
* Dallas	9	7	0	.562
* N.Y. Giants	8	8	0	.500
Washington	5	11	0	.312
NFC NORTH	W	L	T	Pct
Chicago	13	3	0	.812
Green Bay	8	8	0	.500
Minnesota	6	10	0	.375
Detroit	3	13	0	.188
NFC SOUTH	W	L	T	Pct
New Orleans	10	6	0	.625
Carolina	8	8	0	.500
Atlanta	7	9	0	.438
Tampa Bay	4	12	0	.250
NFC WEST	W	L	T	Pct
Seattle	9	7	0	.562
St. Louis	8	8	0	.500
San Francisco	7	9	0	.438
Arizona	5	11	0	.312

* Wild Card for Playoffs



2005 SEASON (4-12 REGULAR SEASON, 0-0 PLAYOFFS) • 3RD PLACE AFC SOUTH

DATE	OPPONENT	SCORE	W/L	ATT
Sep. 11	at Pittsburgh	7-34	L	62,931
Sep. 18	BALTIMORE	25-10	W	69,149
Sep. 25	at St. Louis	27-31	L	65,835
Oct. 2	INDIANAPOLIS	10-31	L	69,149
Oct. 9	at Houston	34-20	W	70,430
Oct. 16	CINCINNATI	23-31	L	69,149
Oct. 23	at Arizona	10-20	L	39,482
Oct. 30	OAKLAND	25-34	L	69,149
Nov. 6	at Cleveland	14-20	L	72,594
Nov. 13	BYE			
Nov. 20	JACKSONVILLE	28-31	L	69,149
Nov. 27	SAN FRANCISCO	33-22	W	69,149
Dec. 4	at Indianapolis	3-35	L	57,228
Dec. 11	HOUSTON	13-10	W	69,149
Dec. 18	SEATTLE	24-28	L	69,149
Dec. 24	at Miami	10-24	L	72,001
Jan. 1	at Jacksonville	13-40	L	65,485

* Overtime

	TITANS	OPP
Total First Downs	279	294
Rushing	72	89
Passing	191	180
Penalty	16	25
3rd Down: Made/Att	75/218	71/200
3rd Down Pct.	34.4	35.5
4th Down: Made/Att	9/31	7/11
4th Down Pct.	29.0	63.6
Possession Avg.	31:13	28:47
Total Net Yards	5122	5110
Avg. Per Game	320.1	319.4
Total Plays	1022	960
Avg. Per Play	5.0	5.3
Net Yards Rushing	1525	1894
Avg. Per Game	95.3	118.4
Total Rushes	397	449
Avg. Per Play	3.8	4.2
Net Yards Passing	3597	3216
Avg. Per Game	224.8	201.0
Sacked/Yards Lost	31/200	41/246
Gross Yards	3797	3462
Att./Comp.	594/358	470/296
Completion Pct.	60.3	63.0
Had Intercepted	14	9
Punts/Average	78/43.2	85/44.1
Net Punting Avg.	78/37.8	85/37.5
Penalties/Yards	125/1002	95/718
Fumbles/Ball Lost	27/12	20/11
Touchdowns	33	51
Rushing	8	12
Passing	20	33
Returns	5	6

BY PERIODS	1	2	3	4	OT	PTS
Titans	50	88	83	78	0	299
Opponents	79	132	108	102	0	421

SCORING	TD	RU	PA	RT	PAT	FG	S	TP
Bironas	0	0	0	0	30/32	23/29	0	99
Brown	7	5	2	0	0	0	0	42
Bennett	4	0	4	0	0	0	0	24
Troupe	4	0	4	0	0	0	0	24
B. Jones	2	0	2	0	0	0	0	12
Kinney	2	0	2	0	0	0	0	12
Odom	2	0	0	2	0	0	0	12
Payton	2	2	0	0	0	0	0	12
Scaife	2	0	2	0	0	0	0	12
R. Williams	2	0	2	0	0	0	0	12
Fleming	1	0	1	0	0	0	0	6
Hill	1	0	0	1	0	0	0	6
P. Jones	1	0	0	1	0	0	0	6
Kassell	1	0	0	1	0	0	0	6
McNair	1	1	0	0	0	0	0	6
Roby	1	0	1	0	0	0	0	6
Wade LG	1	0	0	1	0	0	0	6
Reynolds	0	0	0	0	0	1	2	
Titans	33	8	20	5	30/32	23/29	1	299
Opponents	51	12	33	6	48/49	21/27	0	421

2-pt Conversions: Titans 0-1, Opponents 2-2

RUSHING	No	Yds	Avg	Lg	TD
Brown	224	851	3.8	38t	5
Henry	88	335	3.8	29	0
McNair	32	139	4.3	19	1
Payton	33	105	3.2	15	2
Mauck	7	39	5.6	12	0
Nash	6	32	5.3	8	0

PASSING	Att	Cmp	Pct	Yards	Yds/Att	TD	Int	Lg	Sk/Yds	Rating
McNair	476	292	61.3	3161	6.64	16	11	57	20/134	82.4
Volek	88	50	56.8	474	5.39	4	2	55t	9/45	77.6
Mauck	27	15	55.6	136	5.04	0	1	17	1/8	53.9
Hentrich	2	1	50.0	26	13.0	0	0	26	0/0	95.8
Bennett	1	0	0.0	0	0.0	0	0	0	0/0	39.6
P. Jones	0	0	---	0	---	0	0	---	1/13	---
Titans	594	358	60.3	3797	6.39	20	14	57	31/200	80.3
Opponents	470	296	63.0	3462	7.37	33	9	63t	41/246	100.7

Roby	2	16	8.0	11	0
Bennett	1	3	3.0	3	0
Volek	1	3	3.0	3	0
B. Jones	1	1	1.0	1	0
Wade LG	1	1	1.0	1	0
Wade TM	1	1	1.0	1	0
Hentrich	1	0	0.0	0	0
Titans	397	1525	3.8	38t	8
Opponents	449	1894	4.2	52	12

RECEIVING	No	Yds	Avg	Lg	TD
Bennett	58	738	12.7	55t	4
Kinney	55	543	9.9	27	2
Troupe	55	530	9.6	35	4
Scaife	37	273	7.4	19	2
Brown	25	327	13.1	57	2
B. Jones	23	299	13.0	38t	2
Calico	22	191	8.7	18	0
R. Williams	21	299	14.2	50t	2
Roby	21	289	13.8	32	1
Wade LG	14	120	8.6	17	0
Wade TM	4	40	10.0	15	0
Henry	13	117	9.0	42	0
Fleming	10	69	6.9	18	1
Payton	6	30	5.0	9	0
Nash	3	14	4.7	7	0
Guenther	2	13	6.5	8	0
Nickey	1	26	26.0	26	0
Small	1	6	6.0	6	0
Roots	1	-7	-7.0	-7	0
Titans	358	3797	10.6	57	20
Opponents	296	3462	11.7	63t	33

INTERCEPTIONS	No	Yds	Avg	Lg	TD
Hill	3	88	29.3	52t	1
Bulluck	2	16	8.0	16	0
Kassell	1	21	21.0	21t	1
Woolfolk	1	3	3.0	3	0
T. Williams	1	1	1.0	1	0
Thompson	1	0	0.0	0	0
Titans	9	129	14.3	52t	2
Opponents	14	293	20.9	85t	4

PUNTING	No	Yds	Avg	Net TB	In	Lg	B	
Hentrich	78	3371	43.2	37.8	14	21	59	0
Titans	78	3371	43.2	37.8	14	21	59	0
Opponents	85	3746	44.1	37.5	7	16	74	1

PUNT RETURNS	No	FC	Yds	Avg	Lg	TD
Wade LG	33	9	317	9.6	73t	1
P. Jones	29	8	272	9.4	52t	1
Thurman TM	9	5	31	3.4	11	0
B. Jones	5	0	75	15.0	32	0
Thompson	1	0	31	31.0	31	0
Ta. Williams	1	0	9	9.0	9	0
Titans	45	13	418	9.3	52t	1
Opponents	32	20	144	4.5	15	0

KICKOFF RETURNS	No	Yds	Avg	Lg	TD
P. Jones	43	1127	26.2	85	0
Roby	22	495	22.5	59	0
Payton	2	24	12.0	24	0
Thurman TM	2	42	21.0	25	0
Fleming	1	9	9.0	9	0
Titans	70	1697	24.2	85	0
Opponents	57	1290	22.6	50	0

FIELD GOALS	1-19	20-29	30-39	40-49	50+
Bironas	0/0	10/10	6/7	5/7	2/5
Titans	0/0	10/10	6/7	5/7	2/5
Opponents	1/1	6/6	9/14	5/5	0/1

Bironas/Titans: (47N) (39G, 29G, 47G) (41G, 39G) (34G, 38N) (52G, 58N, 49G) (24G, 29G, 47G) (53G) (39G, 24G) (50N) () (35G, 41G, 21G, 22G) (51N, 24G) (46N, 23G, 21G) (38G) (24G) ()

Opponents: (44G, 27G) (30G) (46G) (20G) (32G, 38G, 43G, 47G) (52N, 21G) (33G, 24G) (22G, 32G) (37G, 19G, 39N) (31G) (34N) () (30G, 37B, 31N) (36B) (25G) (46G, 38G)

SACKS
Vanden Bosch 12.5, LaBoy 6.5, Bulluck 5, Long 3.5, Haynesworth 3, Starks 3, Sirmon 2.5, Odom 2, Schobel 1, Thompson 1, Clauss 0.5, Waddell 0.5

Titans 41, Opponents 31

TACKLES (Solo-Assists-Total)
Bulluck (106-44-150), Vanden Bosch (55-45-100), Sirmon (56-33-89), Kassell (56-33-89), Haynesworth (52-33-85), T. Williams

(65-18-83), Thompson (63-15-78), Starks (40-38-78), LaBoy (36-28-64), P. Jones (43-10-53), Woolfolk (42-10-52), Odom (28-22-50), Long (30-19-49), Hill (40-6-46), Clauss (13-17-30), Boiman (13-15-28), Waddell (13-4-17), Reynolds (9-5-14), Schobel (7-4-11), Beckham (9-1-10), Sandy (1-1-2), Spencer (1-0-1), Nickey (1-0-1), Gardner (0-0-0), Fuller (0-0-0)

Team Totals: 779-401-1180

USUAL STARTING LINEUP

OFFENSE

WR	Drew Bennett (83)
LT	Brad Hopkins (72)
LG	Zach Piller (69)
C	Justin Hartwig (77)
RG	Benji Olson (75)
RT	Michael Roos (71)
TE	Erron Kinney (88)
WR	Brandon Jones (81)
FB/TE	Troy Fleming (44)/Ben Troupe (84)
QB	Steve McNair (9)
RB	Chris Brown (29)

DEFENSE

LE	Kyle Vanden Bosch (93)
LT	Randy Starks (90)
RT	Albert Haynesworth (92)
RE	Antwan Odom (98)
LLB	Peter Sirmon (59)
MLB	Brad Kassell (55)
RLB	Keith Bulluck (53)
LCB	Reynaldo Hill (21)
RCB	Pacman Jones (32)
SS	Tank Williams (25)
FS	Lamont Thompson (28)

SPECIALISTS

K	Rob Bironas (2)
P	Craig Hentrich (15)

Pro Bowl

All-Pro

GM: Floyd Reese; **Head Coach:** Jeff Fisher

Asst. Coaches: Norm Chow (off. coord.), Jim Schwartz (def. coord.), George Henshaw (asst. head coach/off.), Dave McGinnis (LB), Chuck Cecil (S/nickel), Marty Galbraith (ST asst.), Ned James (off. asst.), Craig Johnson (QB), Alan Lowry (ST), Mike Munchak (OL), Ray Sherman (WR), Sherman Smith (RB), Jim Washburn (DL), Steve Watterson (strength and conditioning), Everett Withers (DB)

AMERICAN FOOTBALL CONFERENCE STANDINGS

AFC EAST	W	L	T	Pct
New England	10	6	0	.625
Miami	9	7	0	.562
Buffalo	5	11	0	.312
N.Y. Jets	4	12	0	.250
AFC NORTH	W	L	T	Pct
Cincinnati	11	5	0	.688
* Pittsburgh	11	5	0	.688
Baltimore	6	10	0	.375
Cleveland	6	10	0	.375
AFC SOUTH	W	L	T	Pct
Indianapolis	14	2	0	.875
* Jacksonville	12	4	0	.750
Tennessee	4	12	0	.250
Houston	2	14	0	.125
AFC WEST	W	L	T	Pct
Denver	13	3	0	.812
Kansas City	10	6	0	.625
San Diego	9	7	0	.562
Oakland	4	12	0	.250

NATIONAL FOOTBALL

2003 SEASON (12-4 REGULAR SEASON, 1-1 PLAYOFFS) • 2ND PLACE AFC SOUTH

DATE	OPPONENT	SCORE	W/L	ATT
Sep. 7	OAKLAND	25-20	W	68,809
Sep. 14	at Indianapolis	7-33	L	59,999
Sep. 21	NEW ORLEANS	27-12	W	68,809
Sep. 28	at Pittsburgh	30-13	W	63,244
Oct. 5	at New England	30-38	L	68,436
Oct. 12	HOUSTON	38-17	W	68,809
Oct. 19	at Carolina	37-17	W	72,851
Oct. 26	at Jacksonville	30-17	W	55,918
Nov. 2	BYE			
Nov. 9	MIAMI	31-7	W	68,809
Nov. 16	JACKSONVILLE	10-3	W	68,809
Nov. 23	at Atlanta	38-31	W	70,891
Dec. 1	at NY Jets	17-24	L	77,710
Dec. 7	INDIANAPOLIS	27-29	L	68,809
Dec. 14	BUFFALO	28-26	W	68,809
Dec. 21	at Houston	27-24	W	70,758
Dec. 28	TAMPA BAY	33-13	W	68,809
Jan. 3	at Baltimore	20-17	W	69,452
Jan. 10	at New England	14-17	L	68,436

* Overtime

	TITANS	OPP
Total First Downs	310	275
Rushing	84	79
Passing	211	167
Penalty	15	29
3rd Down: Made/Att	86/211	51/184
3rd Down Pct.	40.8	27.7
4th Down: Made/Att	6/14	11/18
4th Down Pct.	42.9	61.1
Possession Avg.	32:52	27:08
Total Net Yards	5501	4901
Avg. Per Game	343.8	306.3
Total Plays	1013	926
Avg. Per Play	5.4	5.3
Net Yards Rushing	1623	1295
Avg. Per Game	101.4	80.9
Total Rushes	486	342
Avg. Per Play	3.3	3.8
Net Yards Passing	3878	3606
Avg. Per Game	242.4	225.4
Sacked/Yards Lost	25/153	38/223
Gross Yards	4031	3829
Att./Comp.	502/315	546/332
Completion Pct.	62.7	60.8
Had Intercepted	9	21
Punts/Average	71/43.9	78/42.2
Net Punting Avg.	71/37.8	78/35.9
Penalties/Yards	110/887	96/793
Fumbles/Ball Lost	24/12	21/13
Touchdowns	48	35
Rushing	11	10
Passing	30	20
Returns	7	5

BY PERIODS	1	2	3	4	OT	PTS
Titans	103	120	82	130	0	435
Opponents	52	75	75	122	0	324

SCORING	TD	RU	PA	RT	PAT	FG	S	TP
Anderson	0	0	0	0	42/42	27/31	0	123
Mason	8	0	8	0			0	48
McCareins	8	0	7	1			0	48
George	5	5	0	0			0	30
Calico	4	0	4	0			0	26
McNair	4	4	0	0			0	26
Bennett	4	0	4	0			0	24
Kinney	4	0	3	1			0	24
Holcombe	2	1	1	0			0	14
Henrich	0	0	0	0	1/1	4/5	0	13
Dyson	2	0	0	2			0	12
Wycheck	2	0	2	0			0	12
Boiman	1	0	0	1			1	8
Berlin	1	0	1	0			0	6
Bulluck	1	0	0	1			0	6
Rolle	1	0	0	1			0	6
Volek	1	1	0	0			0	6
Nedney	0	0	0	0	0/1	1/1	0	3
Titans	48	11	30	7	43/44	32/37	1	435
Opponents	35	10	20	5	34/34	26/30	0	324

2-Pt Conversions: Calico, McNair, Holcombe, Titans 3-4, Opponents 0-1

RUSHING	No	Yds	Avg	Lg	TD
George	312	1031	3.3	27	5
Brown	56	221	3.9	28	0
Holcombe	63	201	3.2	21	1
McNair	38	138	3.6	23	4

PASSING	Att	Cmp	Pct	Yards	Yds/Att	TD	Int	Lg	Sk/Yds	Rating
McNair	400	250	62.5	3215	8.04	24	7	73	19/108	100.4
Volek	69	44	63.8	545	7.90	4	1	50t	6/45	101.4
O'Donnell	27	18	66.7	232	8.59	2	1	34t	0/0	102.7
Henrich	5	2	40.0	25	5.00	0	0	15	0/0	56.3
Bennett	1	1	100.0	14	14.00	0	0	14	0/0	118.8
Titans	502	315	62.7	4031	8.03	30	9	73	25/153	100.3
Opponents	546	332	60.8	3829	7.01	20	21	86t	38/223	78.2

McCareins	1	13	13.0	13	0
Mason	3	11	3.7	7	0
Calico	1	5	5.0	5	0
Volek	11	4	0.4	5	1
O'Donnell	1	-1	-1.0	-1	0
Titans	486	1623	3.3	28	11
Opponents	342	1295	3.8	42	10

RECEIVING	No	Yds	Avg	Lg	TD
Mason	95	1303	13.7	50t	8
McCareins	47	813	17.3	73	7
Kinney	41	381	9.3	28	3
Bennett	32	504	15.8	48	4
George	22	163	7.4	22	0
Holcombe	19	121	6.4	11	1
Calico	18	297	16.5	45	4
Wycheck	17	165	9.7	25	2
Meier	13	159	12.2	27	0
Brown	8	61	7.6	11	0
Berlin	1	50	50.0	50t	1
McGarrahan	1	10	10.0	10	0
McNair	1	4	4.0	4	0
Titans	315	4031	12.8	73	30
Opponents	332	3829	11.5	86t	20

INTERCEPTIONS	No	Yds	Avg	Lg	TD
Rolle	6	141	23.5	52	0
Dyson	4	62	15.5	51t	2
Boiman	2	70	35.0	60t	1
Calmus	2	26	13.0	15	0
Bulluck	2	9	4.5	9	0
Tank Williams	2	0	0.0	0	0
Woolfolk	1	4	4.0	4	0
Beckham	1	0	0.0	0	0
Kearse	1	0	0.0	0	0
Titans	21	312	14.9	60t	3
Opponents	9	264	29.3	95t	3

PUNTING	No	Yds	Avg	Net	TB	In	Lg	B
Henrich	71	3117	43.9	37.8	8	26	58	0
Titans	71	3117	43.9	37.8	8	26	58	0
Opponents	78	3290	42.2	35.9	3	24	65	0

PUNT RETURNS	No	FC	Yds	Avg	Lg	TD
McCareins	29	17	330	11.4	58t	1
Mason	8	5	99	12.4	21	0
Titans	37	22	429	11.6	58t	1
Opponents	30	13	276	9.2	59t	1

KICKOFF RETURNS	No	Yds	Avg	Lg	TD
Schifino	35	703	20.1	39	0
McCareins	13	256	19.7	25	0
Mason	5	106	21.2	34	0
Jackson	3	77	25.7	31	0
Berlin	4	73	18.3	25	0
Holcombe	4	38	9.5	20	0
Kinney	3	37	12.3	17	0
Meier	1	9	9.0	9	0
Titans	68	1299	19.1	39	0
Opponents	81	1521	18.8	71	0

FIELD GOALS	1-19	20-29	30-39	40-49	50+
Anderson	0/0	5/5	12/12	10/14	0/0
Henrich	0/0	0/0	2/2	2/2	0/1
Nedney	0/0	0/0	0/0	0/0	1/1
Titans	0/0	5/5	14/14	12/16	1/2
Opponents	0/0	11/11	6/9	8/9	1/1

Anderson: () () (22G, 43G) () (43G, 46N, 33G, 37G, 41G) (33G) (40G, 32G, 34G) (43G, 43G, 33G) (35G) (33G, 48N) (44N, 22G) (35G) (40G, 40G) (29G, 39G, 41N) (41G, 26G) (37G, 33G, 43G, 23G)
Henrich: (49G, 34G, 33G) () () () (48G) () () () () () (52N) () () () ()
Nedney: (50G) () () () () () () () () () () () ()
Opponents: (47G, 47G) (29G, 41G, 23G, 48G) (31G) (26G, 23G, 30N) (34N, 39N, 48G) (29G) (53G) (49G) () (44N, 39G) (40G) (27G) (21G, 35G, 36G, 23G, 26G) (27G, 32G) (49G) (27G, 33G)

SACKS
 Kearse 9.5, Carter 5.5, Smith 4.5, Thomas 4.0, Bulluck 3.0, Hall 3.0, Haynesworth 2.5, Boiman 1.5, Calmus 1.0, Long 1.0, McGarrahan 1.0, Schulters 1.0, Tank Williams 0.5.
Titans 38.0, Opponents 25.0

TACKLES (Solo-Assists-Total)
 Bulluck (110-61-171), Sirmon (76-65-141), Schulters (68-21-89), Tank Williams (58-23-81), Carter (49-30-79), Smith (36-37-73), Kearse (40-27-67), Hall (42-24-66), Dyson (54-10-64), Calmus (34-27-61), Boiman (26-29-55), Haynesworth (25-24-49), Kassell

(23-18-41), Rolle (23-6-29), McGarrahan (20-7-27), Thomas (16-11-27), Atkins (11-9-20), Woolfolk (15-4-19), Beckham (16-1-17), Thompson (5-2-7), Echols (3-1-4), Long (2-0-2), Wells (1-0-1), Kramer (0-0-0), Nickey (0-0-0)
Team Totals: 753-437-1,190

USUAL STARTING LINEUP

OFFENSE

WR	Derrick Mason (85)
TE	Erron Kinney (88)
LT	Brad Hopkins (72)
LG	Zach Piller (69)
C	Justin Hartwig (77)
RG	Benji Olson (75)
RT	Fred Miller (71)
TE	Frank Wycheck (89)
WR	Drew Bennett (83)
WR	Justin McCareins (86)
QB	Steve McNair (9)
RB	Eddie George (27)

DEFENSE

LE	Kevin Carter (93)
LT	Robaire Smith (98)
RT	Albert Haynesworth (92)
RE	Jevon Kearse (90)
LLB	Peter Sirmon (59)
MLB	Rocky Calmus (54)
RLB	Keith Bulluck (53)
LCB	Andre Dyson (22)
RCB	Samari Rolle (21)
SS	Tank Williams (25)
FS	Lance Schulters (31)

SPECIALISTS

K	Gary Anderson (1)
P	Craig Hentrich (15)

NFL Co-MVP: Steve McNair

Pro Bowl

All-Pro

GM: Floyd Reese; **Head Coach:** Jeff Fisher

Asst. Coaches: Mike Heimerdinger (off. coord.), Jim Schwartz (def. coord.), George Henshaw (asst. head coach/off.), Gunther Cunningham (asst. head coach defense/LB), Chuck Cecil (def. asst.), Ned James (off. asst.), Craig Johnson (QB), Alan Lowry (ST), Mike Munchak (OL), Sherman Smith (RB), Steve Walters (WR), Jim Washburn (DL), Steve Watterson (strength & rehab.), Everett Withers (DB)

AMERICAN FOOTBALL CONFERENCE STANDINGS

AFC EAST	W	L	T	Pct
New England	14	2	0	.875
Miami	10	6	0	.625
Buffalo	6	10	0	.375
N.Y. Jets	6	10	0	.375
AFC NORTH	W	L	T	Pct
Baltimore	10	6	0	.625
Cincinnati	8	8	0	.500
Pittsburgh	6	10	0	.375
Cleveland	5	11	0	.312
AFC SOUTH	W	L	T	Pct
Indianapolis	12	4	0	.750
* Tennessee	12	4	0	.750
Jacksonville	5	11	0	.312
Houston	5	11	0	.312
AFC WEST	W	L	T	Pct
Kansas City	13	3	0	.812
* Denver	10	6	0	.625
Oakland	4	12	0	.250
San Diego	4	12	0	.250

2002 SEASON (II-5 REGULAR SEASON, I-1 PLAYOFFS) • 1ST PLACE AFC SOUTH

DATE	OPPONENT	SCORE	W/L	ATT
Sep. 8	PHILADELPHIA	27-24	W	68,804
Sep. 15	at Dallas	13-21	L	62,527
Sep. 22	CLEVELAND	28-31*	L	68,804
Sep. 29	at Oakland	25-52	L	58,719
Oct. 6	WASHINGTON	14-31	L	68,804
Oct. 13	JACKSONVILLE	23-14	W	68,804
Oct. 20	BYE			
Oct. 27	at Cincinnati	30-24	W	52,822
Nov. 3	at Indianapolis	23-15	W	56,752
Nov. 10	HOUSTON	17-10	W	68,804
Nov. 17	PITTSBURGH	31-23	W	68,804
Nov. 24	at Baltimore	12-13	L	69,365
Dec. 1	at N.Y. Giants	32-29*	W	78,640
Dec. 8	INDIANAPOLIS	27-17	W	68,804
Dec. 16	NEW ENGLAND	24-7	W	68,809
Dec. 22	at Jacksonville	28-10	W	51,033
Dec. 29	at Houston	13-3	W	70,694
Jan. 11	PITTSBURGH	34-31*	W	68,809
Jan. 19	at Oakland	24-41	L	62,544

* Overtime

	TITANS	OPP
Total First Downs	312	297
Rushing	112	75
Passing	182	197
Penalty	18	25
3rd Down: Made/Att	94/216	76/202
3rd Down Pct.	43.5	37.6
4th Down: Made/Att	9/16	9/18
4th Down Pct.	56.3	50.0
Possession Avg.	32:47	27:13
Total Net Yards	5272	4964
Avg. Per Game	329.5	310.3
Total Plays	1032	974
Avg. Per Play	5.1	5.1
Net Yards Rushing	1952	1424
Avg. Per Game	122.0	89.0
Total Rushes	511	372
Avg. Per Play	3.8	3.8
Net Yards Passing	3320	3540
Avg. Per Game	207.5	221.3
Sacked/Yards Lost	21/121	40/213
Gross Yards	3441	3753
Att./Comp.	500/306	562/339
Completion Pct.	61.2	60.3
Had Intercepted	15	18
Punts/Average	66/41.3	77/41.6
Net Punting Avg.	66/33.9	77/36.2
Penalties/Yards	112/891	99/853
Fumbles/Ball Lost	20/10	22/11
Touchdowns	42	40
Rushing	16	7
Passing	22	27
Returns	4	6

BY PERIODS	1	2	3	4	OT	PTS
Titans	76	127	67	94	3	367
Opponents	72	71	68	110	3	324

SCORING	TD	RU	PA	RT	PAT	FG	S	TP
Nedney	0	0	0	0	36/36	25/31	0	111
George	14	12	2	0	0	0	0	86
Mason	5	0	5	0	0	0	0	30
K. Dyson	4	0	4	0	0	0	0	24
Simon	4	1	3	0	0	0	0	24
McNair	3	3	0	0	0	0	0	20
Bennett	2	0	2	0	0	0	0	12
McCareins	2	0	2	0	0	0	0	12
Wycheck	2	0	2	0	0	0	0	12
Bulluck	1	0	0	1	0	0	0	6
Coady	1	0	0	1	0	0	0	6
A. Dyson	1	0	0	1	0	0	0	6
Green	1	0	1	0	0	0	0	6
Meier	1	0	1	0	0	0	0	6
Simon	1	0	0	1	0	0	0	6
Titans	42	16	22	4	36/36	25/31	0	367
Opponents	40	7	27	6	36/36	14/21	0	324

2-Pt Conversions: George, McNair, Titans 2-6, Opponents 3-4

RUSHING	No	Yds	Avg	Lg	TD
George	343	1165	3.4	35	12
McNair	82	440	5.4	26	3
Holcombe	47	242	5.1	39	0
Green	21	71	3.4	12	0
McCareins	2	18	9.0	16	0
Simon	9	18	2.0	13	1
Hentrich	1	5	5.0	5	0

PASSING	Att	Cmp	Pct	Yards	Yds/Att	TD	Int	Lg	Sk/Yds	Rating
McNair	492	301	61.2	3387	6.88	22	15	55	21/121	84.0
O'Donnell	5	3	60.0	24	4.80	0	0	0	0/0	72.1
Wycheck	2	1	50.0	13	6.50	0	0	13	0/0	70.8
Hentrich	1	1	100.0	17	17.0	0	0	17	0/0	118.8
Titans	500	306	61.2	3441	6.88	22	15	55	21/121	83.9
Opponents	562	339	60.3	3753	6.68	27	18	75	40/213	82.8

Comella	1	0	0.0	0	0
O'Donnell	3	-3	-1.0	-1	0
K. Dyson	2	-4	-2.0	5	0
Titans	511	1952	3.8	39	16
Opponents	372	1424	3.8	42	7

RECEIVING	No	Yds	Avg	Lg	TD
Mason	79	1012	12.8	40	5
K. Dyson	41	460	11.2	40	4
Wycheck	40	346	8.7	19	2
George	36	255	7.1	14t	2
Bennett	33	478	14.5	53	2
McCareins	19	301	15.8	55	2
Simon	16	167	10.4	42t	3
Kinney	13	173	13.3	31	0
Holcombe	10	91	9.1	18	0
Comella	10	70	7.0	17	0
Green	7	57	8.1	21	1
Meier	1	17	17.0	17t	1
Berlin	1	14	14.0	14	0
Titans	306	3441	11.2	55	22
Opponents	339	3753	11.1	75	27

INTERCEPTIONS	No	Yds	Avg	Lg	TD
Schulters	6	56	9.3	28	0
Simon	3	88	29.3	32t	1
A. Dyson	3	27	9.0	16t	1
Rolle	2	0	0.0	0	0
Coady	1	24	24.0	24t	1
Bulluck	1	5	5.0	5	0
Williams	1	0	0.0	0	0
Mitchell	1	-2	-2.0	-2	0
Titans	18	198	11.0	32t	3
Opponents	15	179	11.9	82t	2

PUNTING	No	Yds	Avg	Net	TB	In	Lg	B
Hentrich	65	2725	41.9	33.9	5	28	56	1
Titans	66	2725	41.3	33.9	5	28	56	1
Opponents	77	3202	41.6	36.2	10	22	61	1

PUNT RETURNS	No	FC	Yds	Avg	Lg	TD
Simon	13	6	113	8.7	30	0
Mason	9	12	60	6.7	21	0
McCareins	6	4	44	7.3	16	0
Titans	28	22	217	7.8	30	0
Opponents	28	19	390	13.9	83t	3

KICKOFF RETURNS	No	Yds	Avg	Lg	TD
Simon	20	371	18.6	29	0
Berlin	13	260	20.0	32	0
McCareins	13	300	23.1	48	0
Kinney	3	41	13.7	25	0
Green	1	10	10.0	10	0
Titans	50	982	19.6	48	0
Opponents	74	1482	20.0	54	0

FIELD GOALS	1-19	20-29	30-39	40-49	50+
Nedney	0/0	9/9	10/12	5/8	1/2
Titans	0/0	9/9	10/12	5/8	1/2
Opponents	1/2	3/3	5/7	4/6	1/3

Nedney: (33G, 47G) (37G, 53G) () () () (40G, 26G, 33G, 32N) (33G, 28G, 46G) (28G, 34G, 39G) (49N, 24G) (39N, 43G) (32G, 37G, 40G, 21G) (54N, 38G) (35G, 29G) (45N, 28G) (46N) (28G, 26G)

Opponents: (30G) () (52N, 33G) (28G) (31G) () (44G) (46N) (51G) (31N, 37N) (26G, 43G) (38G, 36G, 19G) (44G, 44N) () (24G) (50N, 19N, 42G)

SACKS
Carter 10.0, C. Hall 8.0, Ford 3.5, Smith 2.5, Kearse 2.0, Schulters 2.0, Simon 2.0, Thornton 2.0, Williams 2.0, Bulluck 1.0, A. Dyson 1.0, Godfrey 1.0, Haynesworth 1.0, J. Thomas 1.0
Titans 40.0, Opponents 21.0

TACKLES (Solo-Assists-Total)
Bulluck (116-64-180), Simon (83-47-130), Schulters (75-19-94), Smith (41-32-73), Carter (42-29-71), Hall (43-27-70), Williams (55-14-69), A. Dyson (54-7-61), Haynesworth (31-24-55), Mitchell (40-11-51), Ford (24-21-45), Rolle (37-7-44), Godfrey (27-17-44), Thornton (21-23-44), Chamberlin (14-13-27), Echols (13-6-19), Thomas (11-5-16), Calmus (9-4-13), Aldridge (8-5-13), Coady (10-2-12), Kearse (6-5-11), Morris (7-2-9), Boiman (1-5-6), Beckham (1-0-1), Kassell (0-1-1)
Team Totals: 769-390-1159

USUAL STARTING LINEUP

OFFENSE

WR Derrick Mason (85)
TE/FB Erron Kinney (88)/Greg Comella (33)
LT Brad Hopkins (72)
LG Zach Piller (69)
C Gennaro DiNapoli (64)
RG Benji Olson (75)
RT Fred Miller (71)
TE Frank Wycheck (89)
WR Kevin Dyson (87)
QB Steve McNair (9)
RB Eddie George (27)

DEFENSE

LE Kevin Carter (93)
LT John Thornton (78)
RT Henry Ford (92)
RE Carlos Hall (97)
LLB Peter Sirmon (59)
MLB Randall Godfrey (56)
RLB Keith Bulluck (53)
LCB Andre Dyson (22)
RCB Samari Rolle (21)
SS Tank Williams (25)
FS Lance Schulters (31)

SPECIALISTS

K Joe Nedney (6)
P Craig Hentrich (15)

Pro Bowl

All-Pro

GM: Floyd Reese; **Head Coach:** Jeff Fisher

Asst. Coaches: Mike Heimerdinger (off. coord.), Jim Schwartz (def. coord.), George Henshaw (asst. head coach/off.), Gunther Cunningham (asst. head coach defense/LB), Chuck Cecil (def. asst.), Ned James (off. asst.), Craig Johnson (QB), Alan Lowry (ST), Mike Munchak (OL), Sherman Smith (RB), Steve Walters (WR), Jim Washburn (DL), Steve Watterson (strength & rehab.), Everett Withers (DB)

AMERICAN FOOTBALL CONFERENCE STANDINGS

AFC EAST	W	L	T	Pct
N.Y. Jets	9	7	0	.562
New England	9	7	0	.562
Miami	9	7	0	.562
Buffalo	8	8	0	.500
AFC NORTH	W	L	T	Pct
Pittsburgh	10	5	1	.656
* Cleveland	9	7	0	.562
Baltimore	7	9	0	.438
Cincinnati	2	14	0	.125
AFC SOUTH	W	L	T	Pct
Tennessee	11	5	0	.688
* Indianapolis	10	6	0	.625
Jacksonville	6	10	0	.375
Houston	4	12	0	.250
AFC WEST	W	L	T	Pct
Oakland	11	5	0	.688
Denver	9	7	0	.562
San Diego	8	8	0	.500
Kansas City	8	8	0	.500

NATIONAL FOOTBALL CONFERENCE STANDINGS

2001 SEASON (7-9 REGULAR SEASON, 0-0 PLAYOFFS) • 3RD PLACE AFC CENTRAL (TIED)

DATE	OPPONENT	SCORE	W/L	ATT
Sep. 9	MIAMI	23-31	L	68,798
Sep. 23	at Jacksonville	6-13	L	65,994
Sep. 30	BYE			
Oct. 7	at Baltimore	7-26	L	69,494
Oct. 14	TAMPA BAY	31-28*	W	68,798
Oct. 21	at Detroit	27-24	W	76,940
Oct. 29	at Pittsburgh	7-34	L	63,763
Nov. 4	JACKSONVILLE	28-24	W	68,798
Nov. 12	BALTIMORE	10-16	L	68,798
Nov. 18	at Cincinnati	20-7	W	63,865
Nov. 25	PITTSBURGH	24-34	L	68,801
Dec. 2	at Cleveland	31-15	W	72,818
Dec. 9	at Minnesota	24-42	L	64,271
Dec.16	GREEN BAY	26-20	W	68,804
Dec. 22	at Oakland	13-10	W	61,934
Dec. 30	CLEVELAND	38-41	L	68,798
Jan. 6	CINCINNATI	21-23	L	68,798

* Overtime

	TITANS	OPP
Total First Downs	288	300
Rushing	87	79
Passing	179	192
Penalty	22	29
3rd Down: Made/Att	98/233	74/212
3rd Down Pct.	42.1	34.9
4th Down: Made/Att	2/15	7/14
4th Down Pct.	13.3	50.0
Possession Avg.	31:29	28:31
Total Net Yards	5352	5515
Avg. Per Game	334.5	344.7
Total Plays	1026	996
Avg. Per Play	5.2	5.5
Net Yards Rushing	1794	1431
Avg. Per Game	112.1	89.4
Total Rushes	468	405
Avg. Per Play	3.8	3.5
Net Yards Passing	3558	4084
Avg. Per Game	222.4	255.3
Sacked/Yards Lost	43/309	32/175
Gross Yards	3867	4259
Att./Comp.	515/307	559/328
Completion Pct.	59.6	58.7
Had Intercepted	17	13
Punts/Average	85/42.0	82/41.3
Net Punting Avg.	85/37.0	82/35.7
Penalties/Yards	119/1025	88/832
Fumbles/Ball Lost	18/11	21/11
Touchdowns	39	46
Rushing	12	17
Passing	23	27
Returns	4	2

BY PERIODS	1	2	3	4	OT	PTS
Titans	84	73	90	86	3	336
Opponents	61	127	74	126	0	388

SCORING	TD	RU	PA	RT	PAT	FG	S	TP
Nedney	0	0	0	0	34/35	20/28	0	94
Mason	10	0	9	1			0	62
K. Dyson	7	0	7	0			0	44
George	5	5	0	0			0	30
McNair	5	5	0	0			0	30
Wycheck	4	0	4	0			0	24
Green	2	1	1	0			0	12
Mitchell	2	0	0	2			0	12
Bennett	1	0	1	0			0	8
Hicks	1	1	0	0			0	6
Kinney	1	0	1	0			0	6
Myers	1	0	0	1			0	6
Fisk	0	0	0	0			1	2
Titans	38	12	23	4	34/35	20/28	1	336
Opponents	46	17	27	2	44/44	22/29	0	388

2-Pt Conversions: Mason, K. Dyson, Bennett, Titans 3-4, Opponents 1-2

RUSHING	No	Yds	Avg	Lg	TD
George	315	939	3.0	27	5
McNair	75	414	5.5	24	5
Hicks	56	341	6.1	51	1
Green	15	71	4.7	21	1
O'Donnell	6	28	4.7	15	0
Wycheck	1	1	1.0	1	0
Titans	468	1794	3.8	51	12
Opponents	405	1431	3.5	48t	17

PASSING	Att	Cmp	Pct	Yards	Yds/Att	TD	Int	Lg	Sk/Yds	Rating
McNair	431	264	61.3	3350	7.77	21	12	71t	37/251	90.2
O'Donnell	76	42	55.3	496	6.53	2	2	35t	6/58	73.1
Volek	3	0	0.0	0	0.00	0	0	0	0/0	39.6
Green	2	0	0.0	0	0.00	0	2	0	0/0	0.0
Hentrich	2	0	0.0	0	0.00	0	1	0	0/0	0.0
Wycheck	1	1	100.0	21	21.00	0	0	21	0/0	118.8
Titans	515	307	59.6	3867	7.51	23	17	71t	43/309	84.2
Opponents	559	328	58.7	4259	7.62	27	13	78	32/175	89.1

RECEIVING	No	Yds	Avg	Lg	TD
Mason	73	1128	15.5	71t	9
Wycheck	60	672	11.2	30	4
K. Dyson	54	825	15.3	68t	7
George	37	279	7.5	25	0
Kinney	25	263	10.5	24	1
Bennett	24	329	13.7	50	1
Green	12	64	5.3	10	1
Sanders	5	74	14.8	22	0
Hicks	5	22	4.4	9	0
McCareins	3	88	29.3	36	0
Meier	3	31	10.3	18	0
Natkin	2	42	21.0	27	0
Berlin	2	28	14.0	19	0
Coleman	1	19	19.0	19	0
Ours	1	3	3.0	3	0
Titans	307	3867	12.6	71t	23
Opponents	328	4259	13.0	78	27

INTERCEPTIONS	No	Yds	Avg	Lg	TD
A. Dyson	3	36	12.0	36	0
Rolle	3	3	1.0	3	0
Bulluck	2	21	10.5	21	0
Robinson	2	13	6.5	13	0
Godfrey	1	5	5.0	5	0
Booker	1	0	0.0	0	0
Favors	1	0	0.0	0	0
Titans	13	78	6.0	36	0
Opponents	17	163	9.6	45t	2

PUNTING	No	Yds	Avg	Net	TB	In	Lg	B
Hentrich	85	3567	42.0	37.0	8	28	70	0
Titans	85	3567	42.0	37.0	8	28	70	0
Opponents	82	3388	41.3	35.7	9	25	58	1

PUNT RETURNS	No	FC	Yds	Avg	Lg	TD
Mason	20	19	128	6.4	20	0
J. Walker	14	4	125	8.9	36	0
McCareins	2	0	29	14.5	18	0
Titans	36	23	282	7.8	36	0
Opponents	36	20	264	7.3	31	0

KICKOFF RETURNS	No	Yds	Avg	Lg	TD
Mason	34	748	22.0	101t	1
Berlin	13	253	19.5	32	0
Coleman	11	251	22.8	34	0
McCareins	4	70	17.5	21	0
J. Walker	3	33	11.0	19	0
Green	2	20	10.0	12	0
Bennett	1	11	11.0	11	0
Kinney	1	13	13.0	13	0
Long	1	10	10.0	10	0
Rolle	1	3	3.0	3	0
Titans	71	1413	19.9	101t	1
Opponents	57	1418	24.9	81	0

FIELD GOALS	1-19	20-29	30-39	40-49	50+
Nedney	0/0	6/6	5/5	8/15	1/2
Titans	0/0	6/6	5/5	8/15	1/2
Opponents	0/0	4/4	15/17	2/7	1/1

Nedney: (51G) (47N, 22G, 43G) (46N) (44G, 45G, 47N, 49G) (38G, 4G, 30G, 46G) (48N) (51N, 46G) (48N, 27G) (41G, 37G) (49G) (29G) (37G) (44N, 24G) (22G, 21G) (31G) () (49G) (37G) (35G, 37N, 39G) (26G, 25G) () (40B, 23G) (48N, 42G, 27G) (38G) (31G, 33G, 30G) () (39G, 47N, 37G) () () (33G, 54G) (40N, 35G, 33N, 42N) (30G, 44G) (30G, 33G, 34G)

SACKS
 Kearse 10.0, Evans 5.5, Fisk 2.5, Carter 2.0, Rolle 2.0, Smith 2.0, Favors 1.5, Morris 1.5, Bulluck 1.0, Chamberlin 1.0, Ford 1.0, Godfrey 1.0, Robinson 1.0
Titans 32.0, Opponents 43.0

TACKLES (Solo-Assists-Total)
 Godfrey (79-32-111), Robinson (58-43-101) Phenix (63-24-87), Evans (53-24-77), Fisk (38-30-68), Kearse (39-25-64), Bulluck (35-29-64), Carter (39-22-61), Favors (34-27-61), A. Dyson (52-6-58), Rolle (52-4-56), Morris (34-12-46), Ford (24-20-44), Jenkins (12-3-15), Porter (26-5-31), Bishop (22-5-27), Mitchell (22-3-25), Salave'a (6-12-18), J. Walker (8-9-17), Smith (8-8-16), Chamberlin (12-3-15), Booker (6-2-8), Myers (2-2-4), Thomas (2-1-3), Green (1-0-1)
Team Totals: 751-352-1103

USUAL STARTING LINEUP

OFFENSE

WR Derrick Mason (85)
 TE/FB Erron Kinney (88)
 LT Brad Hopkins (72)
 LG Zach Piller (69)
C Bruce Matthews (74)
 RG Benji Olson (75)
 RT Fred Miller (71)
 TE Frank Wycheck (89)
 WR Kevin Dyson (87)
 QB Steve McNair (9)
 RB Eddie George (27)

DEFENSE

LE Kevin Carter (93)
 LT Josh Evans (91)
 RT Jason Fisk (97)
RE Jevon Kearse (90)
 LLB Greg Favors (51)
 MLB Randall Godfrey (56)
 RLB Eddie Robinson (55)
 LCB Andre Dyson (22)
 RCB Samari Rolle (21)
 SS Aric Morris (28)
 FS Pery Phenix (35)

SPECIALISTS

K Joe Nedney (6)
 P Craig Hentrich (15)

Pro Bowl

All-Pro

GM: Floyd Reese; **Head Coach:** Jeff Fisher
Asst. Coaches: Mike Heimerdinger (off. coord.), Jim Schwartz (def. coord.), George Henshaw (asst. head coach/off.), Gunther Cunningham (asst. head coach defense/LB), Chuck Cecil (def. asst.), Craig Johnson (off. asst.), Alan Lowry (ST), Mike Munchak (OL), Sherman Smith (RB), Steve Walters (WR), Jim Washburn (DL), Steve Watterson (strength & rehab.), Everett Withers (DB)

AMERICAN FOOTBALL CONFERENCE STANDINGS

AFC EAST	W	L	T	Pct
New England	11	5	0	.688
* Miami	11	5	0	.688
* N.Y. Jets	10	6	0	.625
Indianapolis	6	10	0	.375
Buffalo	3	13	0	.188
AFC CENTRAL	W	L	T	Pct
Pittsburgh	13	3	0	.812
* Baltimore	10	6	0	.625
Cleveland	7	9	0	.438
Tennessee	7	9	0	.438
Jacksonville	6	10	0	.375
Cincinnati	6	10	0	.375
AFC WEST	W	L	T	Pct
Oakland	10	6	0	.625
Seattle	9	7	0	.562
Denver	8	8	0	.500
Kansas City	6	10	0	.375
San Diego	5	11	0	.312

NATIONAL FOOTBALL CONFERENCE STANDINGS

NFC EAST	W	L	T	Pct
Philadelphia</				

1999 SEASON (13-3 REGULAR SEASON, 3-1 PLAYOFFS) • 2ND PLACE AFC CENTRAL

DATE	OPPONENT	SCORE	W/L	ATT
Sep. 12	CINCINNATI	36-35	W	65,272
Sep. 19	CLEVELAND	26-9	W	65,904
Sep. 26	at Jacksonville	20-19	W	61,502
Oct. 3	at San Francisco	22-24	L	67,447
Oct. 10	BALTIMORE	14-11	W	65,486
Oct. 17	at New Orleans	24-21	W	51,875
Oct. 24	BYE			
Oct. 31	ST. LOUIS	24-21	W	66,415
Nov. 7	at Miami	0-17	L	74,109
Nov. 14	at Cincinnati	24-14	W	46,017
Nov. 21	PITTSBURGH	16-10	W	66,619
Nov. 28	at Cleveland	33-21	W	72,008
Dec. 5	at Baltimore	14-41	L	67,854
Dec. 9	OAKLAND	21-14	W	66,357
Dec. 19	ATLANTA	30-17	W	66,196
Dec. 26	JACKSONVILLE	41-14	W	66,641
Jan. 2	at Pittsburgh	47-36	W	48,025
Jan. 8	BUFFALO	22-16	W	66,782
Jan. 16	at Indianapolis	19-16	W	57,097
Jan. 23	at Jacksonville	33-14	W	75,206
Jan. 30	ST. LOUIS	16-23	L	72,625

* Overtime

	TITANS	OPP
Total First Downs	294	300
Rushing	109	81
Passing	167	193
Penalty	18	26
3rd Down: Made/Att	83/217	70/200
3rd Down Pct.	38.2	35.0
4th Down: Made/Att	7/12	4/14
4th Down Pct.	58.3	28.6
Possession Avg.	31:30	28:30
Total Net Yards	5296	5245
Avg. Per Game	331.0	327.8
Total Plays	1011	994
Avg. Per Play	5.2	5.3
Net Yards Rushing	1811	1550
Avg. Per Game	113.2	96.9
Total Rushes	459	383
Net Yards Passing	3485	3695
Avg. Per Game	217.8	230.9
Sacked/Yards Lost	25/137	54/305
Gross Yards	3622	4000
Att./Comp.	527/304	557/312
Completion Pct.	57.7	56.0
Had Intercepted	13	16
Punts/Average	90/42.5	80/42.9
Net Punting Avg.	90/38.1	80/37.2
Penalties/Yards	114/1069	128/1010
Fumbles/Ball Lost	17/9	39/24
Touchdowns	46	39
Rushing	19	8
Passing	23	26
Returns	4	5

BY PERIODS	1	2	3	4	OT	PTS
Titans	113	97	85	97	0	392
Opponents	44	93	103	84	0	324

SCORING	TD	RU	PA	RT	PAT	FG	S	TP
Del Greco	0	0	0	0	43/43	21/25	0	106
E. George	13	9	4	0	0	0	0	78
McNair	8	8	0	0	0	0	0	48
Dyson	4	0	4	0	0	0	0	24
Thigpen	4	0	4	0	0	0	0	24
Neal	3	1	2	0	0	0	0	18
Roan	3	0	3	0	0	0	0	18
Byrd	2	0	2	0	0	0	0	12
Wycheck	2	0	2	0	0	0	0	12
Harris	1	0	1	0	0	0	0	8
Kearse	1	0	0	1	0	0	0	6
Mason	1	0	0	1	0	0	0	6
Mitchell	1	0	0	1	0	0	0	6
Sanders	1	0	1	0	0	0	0	6
Thomas	1	1	0	0	0	0	0	6
Walker	1	0	0	1	0	0	0	6
Thornton	0	0	0	0	1	2	0	2
Titans	46	19	23	4	43/43	21/25	4	392
Opponents	39	8	26	5	33/33	15/22	2	324

2-Pt Conversions: Harris, Titans 1-3, Opponents 4-6

RUSHING	No	Yds	Avg	Lg	TD
E. George	320	1304	4.1	40	9
McNair	72	337	4.7	38	8
Thomas	43	164	3.8	22	1
Dyson	1	3	3.0	3	0
Hentrich	2	1	0.5	1	0

PASSING	Att	Cmp	Pct	Yards	Yds/Att	TD	Int	Lg	Sk/Yds	Rating
McNair	331	187	56.5	2179	6.58	12	8	65t	16/74	78.6
O'Donnell	195	116	59.5	1382	7.09	10	5	54t	9/63	87.6
Wycheck	1	1	100.0	61	61.00	1	0	61t	0/0	158.3
Titans	527	304	57.7	3622	6.87	23	13	65t	25/137	83.1
Opponents	557	312	56.0	4000	7.18	26	16	78t	54/305	82.3

Neal	2	1	0.5	1t	1
O'Donnell	19	1	0.1	4	0
Titans	459	1811	3.9	40	19
Opponents	383	1550	4.0	72	8

RECEIVING	No	Yds	Avg	Lg	TD
Wycheck	69	641	9.3	35	2
Dyson	54	658	12.2	47t	4
E. George	47	458	9.7	54t	4
Thigpen	38	648	17.1	35	4
Harris	26	297	11.4	62t	1
Sanders	20	336	16.8	48t	1
Byrd	14	261	18.6	65t	2
Roan	9	93	10.3	24t	3
Thomas	9	72	8.0	26	0
Mason	8	89	11.1	31	0
Neal	7	27	3.9	8	2
Kent	3	42	14.0	25	0
Titans	304	3622	11.9	65t	23
Opponents	312	4000	12.8	78t	26

INTERCEPTIONS	No	Yds	Avg	Lg	TD
Rolle	4	65	16.3	30	0
Sidney	3	12	4.0	7	0
Holmes	2	17	8.5	19	0
Dorsett	1	43	43.0	43	0
Mitchell	1	42	42.0	42t	1
Bowden	1	29	29.0	29	0
Walker	1	27	27.0	27	0
Fisk	1	17	17.0	17	0
Robertson	1	3	3.0	3	0
Jackson	1	2	2.0	2	0
Titans	16	257	16.1	43	1
Opponents	13	227	17.5	47t	2

PUNTING	No	Yds	Avg	Net	TB	In	Lg	B
Hentrich	90	3824	42.5	38.1	3	35	78	0
Titans	90	3824	42.5	38.1	3	35	78	0
Opponents	80	3435	42.9	37.2	5	25	72	2

PUNT RETURNS	No	FC	Yds	Avg	Lg	TD
Mason	26	15	225	8.7	65t	1
Preston TM	8	2	59	7.4	12	0
Byrd	2	0	8	4.0	8	0
S. George	1	0	18	18.0	18	0
Rolle	1	0	23	23.0	23	0
Sidney	1	0	4	4.0	4	0
Thigpen	1	0	21	21.0	21	0
Titans	40	17	358	9.0	65t	1
Opponents	45	22	335	7.4	32	0

KICKOFF RETURNS	No	Yds	Avg	Lg	TD
Mason	41	805	19.6	41	0
Preston TM	5	119	23.8	29	0
S. George	4	63	15.8	22	0
Byrd	2	16	8.0	9	0
Kent	2	24	12.0	13	0
Neal	2	15	7.5	14	0
Titans	56	1042	18.6	41	0
Opponents	76	1596	21.0	99t	2

FIELD GOALS	1-19	20-29	30-39	40-49	50+
Del Greco	1/1	8/8	7/9	4/6	1/1
Titans	1/1	8/8	7/9	4/6	1/1
Opponents	0/0	4/4	4/7	6/9	1/2

Del Greco: (50G, 33G) (35G, 44N) (44G, 48G) (21G, 22G, 28G) (1) (42N, 19G) (27G) (33N) (26G) (1) (27G, 31G, 37N) (39G, 33G) (1) (38G, 27G, 43N) (30G, 20G) (42G)

Opponents: (33G, 38G) (41G) (42G) (39G) (44G, 46G, 50G) (24G, 42G) (54N, 38N) (43N, 46G) (32N) (44N, 24G) (1) (21G, 27G) (32N, 45N) (32G) (1)

SACKS
Kearse 14.5, Robinson 6.0, Ford 5.5, Thornton 4.5, Fisk 4.0, Holmes 4.0, Bowden 3.5, Evans 3.5, Rolle 3.0, Bishop 2.5, Jones 1.0, Frederick 0.5, Jackson 0.5, Robertson 0.5, Wortham 0.5

Titans 54.0, Opponents 25.0

TACKLES (Solo-Assists-Total)
Bishop (80-33-113), Robinson (84-49-113), Robertson (64-28-92), Kearse (59-26-85), Bowden (54-27-81), Wortham (50-31-81), Fisk (41-39-80), Rolle (57-13-70), Walker (47-9-56), Evans (26-28-54), Ford (26-15-41), Phenix (32-7-39), Sidney (34-5-39), Holmes (20-18-38), Thornton (23-10-33), Killens (13-12-25), Jackson (18-4-22), Colman (12-9-21), Jones (12-7-19), Dorsett (10-1-11), Frederick (2-8-10), Salave'a (4-6-10), Mitchell (6-1-7), McCullough (3-0-3)

Team Totals: 760-383-1143

USUAL STARTING LINEUP

OFFENSE
WR Kevin Dyson (87)
LT Brad Hopkins (72)
LG Bruce Matthews (74)
C Kevin Long (60)
RG Benji Olson (75)
RT Jon Runyan (69)
TE Frank Wycheck (89)
WR Yancey Thigpen (82)
QB Steve McNair (9)
RB Eddie George (27)
FB Lorenzo Neal (41)

DEFENSE
LE Jevon Kearse (90)
LT Josh Evans (91)
RT Jason Fisk (97)
RE Kenny Holmes (99)
LLB Eddie Robinson (55)
MLB Barron Wortham (82)
RLB Joe Bowden (58)
LCB Denard Walker (25)
RCB Samari Rolle (21)
SS Blaine Bishop (23)
FS Marcus Robertson (31)

SPECIALISTS
K Al Del Greco (3)
P Craig Hentrich (15)

Pro Bowl
All-Pro

GM: Floyd Reese; **Head Coach:** Jeff Fisher
Asst. Coaches: George Henshaw (asst. head coach/run game), Les Steckel (off. coord.), Gregg Williams (def. coord.), Bart Andrus (QB), O'Neill Gilbert (LB), Jerry Gray (DB), Alan Lowry (ST), Mike Munchak (OL), Jim Schwartz (def. asst.), Sherman Smith (RB), Steve Walters (WR), Jim Washburn (DL), Steve Watterson (strength & rehab.)

AMERICAN FOOTBALL CONFERENCE STANDINGS

AFC EAST	W	L	T	Pct
Indianapolis	13	3	0	.813
* Buffalo	11	5	0	.688
* Miami	9	7	0	.563
N.Y. Jets	8	8	0	.500
New England	8	8	0	.500
AFC CENTRAL	W	L	T	Pct
Jacksonville	14	2	0	.875
* Tennessee	13	3	0	.813
Baltimore	8	8	0	.500
Pittsburgh	6	10	0	.375
Cincinnati	4	12	0	.250
Cleveland	2	14	0	.125
AFC WEST	W	L	T	Pct
Seattle	9	7	0	.563
Kansas City	9	7	0	.563
Oakland	8	8	0	.500
San Diego	8	8	0	.500
Denver	6	10	0	.375

NATIONAL FOOTBALL CONFERENCE STANDINGS

NFC EAST	W	L	T	Pct
Washington	10	6	0	.625
* Dallas	8	8	0	.500
N.Y. Giants	7	9	0	.438
Arizona	6	10	0	.375
Philadelphia	5	11	0	.313
NFC CENTRAL	W	L	T	Pct
Tampa Bay	11	5	0	.688
* Minnesota	10	6	0	.625
* Detroit	8	8	0	.500
Green Bay	8	8	0	.500
Chicago	6	10	0	.375
NFC WEST	W	L	T	Pct
St. Louis	13	3	0	.813
Carolina	8	8	0	.500
Atlanta	5	11	0	.313
San Francisco	4	12	0	.250
New Orleans	3	13	0	.188

* Wild Card for Playoffs



1997 SEASON (8-8 REGULAR SEASON, 0-0 PLAYOFFS) • 3RD PLACE AFC CENTRAL

DATE	OPPONENT	SCORE	W/L	ATT
Aug. 31	OAKLAND	24-21*	W	30,171
Sep. 7	at Miami	13-16*	L	64,439
Sep. 14	BYE			
Sep. 21	BALTIMORE	10-36	L	17,737
Sep. 28	at Pittsburgh	24-37	L	57,507
Oct. 5	at Seattle	13-16	L	49,897
Oct. 12	CINCINNATI	30-7	W	17,071
Oct. 19	WASHINGTON	28-14	W	31,042
Oct. 26	at Arizona	41-14	W	44,030
Nov. 2	JACKSONVILLE	24-30	L	27,208
Nov. 9	NY GIANTS	10-6	W	26,744
Nov. 16	at Jacksonville	9-17	L	70,070
Nov. 23	BUFFALO	31-14	W	23,571
Nov. 27	at Dallas	27-14	W	63,421
Dec. 4	at Cincinnati	14-41	L	49,086
Dec. 14	at Baltimore	19-21	L	60,558
Dec. 21	PITTSBURGH	16-6	W	50,677

* Overtime

	TITANS	OPP
Total First Downs	288	292
Rushing	130	79
Passing	136	193
Penalty	22	20
3rd Down: Made/Att	92/219	80/205
3rd Down Pct.	42.0	39.0
4th Down: Made/Att	9/14	9/20
4th Down Pct.	64.3	45.0
Possession Avg.	31:27	28:33
Total Net Yards	4919	5231
Avg. Per Game	307.4	326.9
Total Plays	993	992
Avg. Per Play	5.0	5.3
Net Yards Rushing	2414	1573
Avg. Per Game	150.9	98.3
Total Rushes	541	414
Net Yards Passing	2505	3658
Avg. Per Game	156.6	228.6
Sacked/Yards Lost	32/199	35/240
Gross Yards	2704	3898
Att./Comp.	420/220	543/321
Completion Pct.	52.4	59.1
Had Intercepted	13	14
Punts/Average	74/41.6	69/43.6
Net Punting Avg.	74/35.3	69/38.0
Penalties/Yards	103/814	94/830
Fumbles/Ball Lost	31/13	32/18
Touchdowns	36	35
Rushing	17	12
Passing	15	21
Returns	4	2

BY PERIODS	1	2	3	4	OT	PTS
Oilers	74	107	55	94	3	333
Opponents	54	93	77	83	3	310

SCORING	TD	RU	PA	RT	PAT	FG	S	TP
Del Greco	0	0	0	0	32/32	27/35	0	113
McNair	8	8	0	0	0	0	0	48
E. George	7	6	1	0	0	0	0	44
Wycheck	4	0	4	0	0	0	0	25
Davis	4	0	4	0	0	0	0	24
Sanders	3	0	3	0	0	0	0	18
Thomas	3	3	0	0	0	0	0	18
Robertson	2	0	0	2	0	0	0	12
Kent	1	0	1	0	0	0	0	6
D. Lewis	1	0	0	1	0	0	0	6
Norgard	1	0	1	0	0	0	0	6
Russell	1	0	1	0	0	0	0	6
D. Walker	1	0	0	1	0	0	0	6
Oilers	36	17	15	7	32/32	27/35	0	333
Opponents	35	12	21	2	34/34	22/30	0	310

2-Pt Conversions: E. George, Wycheck,
Oilers 2-4, Opponents 0-1

RUSHING	No	Yds	Avg	Lg	TD
E. George	357	1399	3.9	30	6
McNair	101	674	6.7	47	8
Thomas	67	310	4.6	25t	3
Harmon	8	30	3.8	14	0
Roby	1	12	12.0	12	0
Ritchey	1	6	6.0	6	0
Krieg	4	-2	-0.5	0	0
Mason	1	-7	-7.0	-7	0
Sanders	1	-8	-8.0	-8	-
Oilers	541	2414	4.5	47	17
Opponents	414	1573	3.8	77t	12

PASSING	Att	Cmp	Pct	Yards	Yds/Att	TD	Int	Lg	Sk/Yds	Rating
McNair	415	216	52.0	2665	6.42	14	13	85t	31/190	70.4
Krieg	2	1	50.0	2	1.0	0	0	2	0/0	56.3
Ritchey	2	2	100.0	15	7.5	0	0	11	1/9	97.9
Davis	1	1	100.0	22	22.0	1	0	22t	0/0	158.3
Oilers	420	220	52.4	2704	6.44	15	13	55t	32/199	71.6
Opponents	543	321	59.1	3898	7.18	21	14	59t	35/240	83.4

RECEIVING	No	Yds	Avg	Lg	TD
Wycheck	63	748	11.9	42	4
Davis	43	564	13.1	46	4
Sanders	31	498	16.1	55t	3
Harmon	16	189	11.8	27	0
Mason	14	186	13.3	38	0
Thomas	14	111	7.9	22	0
Roan	12	159	13.3	26	0
Russell	12	141	11.8	23	1
E. George	7	44	6.3	15	1
Kent	6	55	9.2	19	1
R. Lewis	1	7	7.0	7	0
Norgard	1	2	2.0	2t	1
Oilers	220	2704	12.3	55t	15
Opponents	321	3898	12.1	59t	21

INTERCEPTIONS	No	Yds	Avg	Lg	TD
Robertson	5	127	25.4	48	0
D. Lewis	5	115	23.0	47t	1
D. Walker	2	53	26.5	39t	1
R. Jones	1	24	24.0	24	0
Bowden	1	9	9.0	9	0
Bishop	0	0	0.0	0	0
Oilers	14	328	23.4	48	2
Opponents	13	48	3.7	24	0

PUNTING	No	Yds	Avg	Net	TB	In	Lg	B
Roby	73	3049	41.8	35.6	1	25	59	0
Del Greco	1	32	32.0	12.0	1	0	32	0
Oilers	74	3081	41.6	35.3	2	25	59	0
Opponents	69	3007	43.6	38.0	7	22	64	0

PUNT RETURNS	No	FC	Yds	Avg	Lg	TD
Gray	17	10	144	8.5	30	0
Mason	13	3	95	7.3	29	0
Archie	1	0	5	5.0	5	0
Robertson	1	0	0	0.0	0	0
Oilers	32	13	244	7.6	30	0
Opponents	36	23	430	11.9	52	0

KICKOFF RETURNS	No	Yds	Avg	Lg	TD
Mason	26	551	21.2	54	0
Thomas	17	346	20.4	33	0
Gray	8	185	23.1	33	0
Archie	2	24	12.0	15	0
Roan	2	20	10.0	12	0
Harmon	1	16	16.0	16	0
Layman	1	5	5.0	5	0
Wycheck	1	3	3.0	3	0
Oilers	58	1150	19.8	54	0
Opponents	71	1528	21.5	51	0

FIELD GOALS	1-19	20-29	30-39	40-49	50+
Del Greco	2/2	6/6	10/11	7/14	2/2
Oilers	2/2	6/6	10/11	7/14	2/2
Opponents	0/0	7/9	8/9	7/11	0/1

Del Greco: (30G, 37G, 33G) (24G, 37G, 43N) (45G, 41N) (43N, 37G, 47G, 26G) (37G, 43G) (40N, 47G, 45G, 19G) () (52G, 42G) (33N, 36G, 41N) (31G, 44N) (41N, 35G) (51G) (29G, 19G) () (25G, 40G) (34G, 29G, 26G)

Opponents: (46N) (25N, 23G, 22G, 29G) (38G, 46N, 42G, 49G, 34G, 36G) (48N, 48G, 25G, 44G) (38G) () (43N) () (30G, 30G, 37G) (42G, 40G) (23G) (36B) () (26G, 40G) (50B, 27B) (23G, 36G)

SACKS
Holmes 7.0, G. Walker 7.0, Ford 5.0, Bowden 2.5, Lyons 2.5, Evans 2.0, Hall 2.0, Robertson 2.0, Bishop 1.5, S. Jackson 1.0, L. Jones 1.0, Marts 1.0, Stewart 0.5
Oilers 35.0, Opponents 32.0

TACKLES (Solo-Assists-Total)
Wortham (61-36-97), Bowden (53-31-84), Bishop 68-14-82), D. Walker (56-12-68), Robertson (44-18-62), Lewis (48-11-59), Ford (38-12-50), Marts 39-11-50), G. Walker 31-13-44), Jackson (34-7-41), Cook (25-8-33), Holmes (28-5-33), Stewart (26-6-32), Evans (23-3-26), L. Jones (21-5-26), Robertson (16-9-25), Lyons (12-8-20), Barnes (9-2-11), Dorsett (5-3-8), Hall (6-2-8), Robinson (7-1-8), McCullough (4-0-4), Halapin (3-0-3), R. Jones (2-0-2), Killens (1-0-1), Thomas (1-0-1)
Team Totals: 661-217-878

USUAL STARTING LINEUP

OFFENSE

WR Chris Sanders (81)
LT Brad Hopkins (72)
LG Bruce Matthews (74)
C Mark Stepanoski (53)
RG Kevin Donnalley (77)
RT Jon Runyan (75)
TE Frank Wycheck (88)
WR Willie Davis (84)
QB Steve McNair (9)
RB Eddie George (27)
HB Michael Roan (80)

DEFENSE

LE Anthony Cook (78)
LT Gary Walker (96)
RT Henry Ford (92)
RE James Roberson (90)
LLB Joe Bowden (58)
MLB Barron Wortham (52)
RLB Lonnie Marts (56)
LCB Denard Walker (25)
RCB Darryll Lewis (29)
SS Blaine Bishop (23)
FS Marcus Robertson (31)

SPECIALISTS

K Al Del Greco (3)
P Reggie Roby (7)

Pro Bowl

All-Pro

GM: Floyd Reese; **Head Coach:** Jeff Fisher
Asst. Coaches: Les Steckel (off. coord./QB), Gregg Williams (def. coord.), Bart Andrus (off. asst./qual. control), Greg Brown (DB), O'Neill Gilbert (LB), Jerry Gray (def. asst./qual. control), George Henshaw (off. line/TE), Alan Lowry (WR), Mike Munchak (OL), Rex Norris (DL), Russ Purnell (ST), Sherman Smith (RB), Steve Watterson (strength & rehab.)

AMERICAN FOOTBALL CONFERENCE STANDINGS

AFC EAST	W	L	T	Pct
New England	10	6	0	.625
* Miami	9	7	0	.563
N.Y. Jets	9	7	0	.563
Buffalo	6	10	0	.375
Indianapolis	3	13	0	.188
AFC CENTRAL	W	L	T	Pct
Pittsburgh	11	5	0	.688
* Jacksonville	11	5	0	.688
Tennessee	8	8	0	.500
Cincinnati	7	9	0	.438
Baltimore	6	9	1	.406
AFC WEST	W	L	T	Pct
Kansas City	13	3	0	.813
* Denver	12	4	0	.750
Seattle	8	8	0	.500
Oakland	4	12	0	.250
San Diego	4	12	0	.250

NATIONAL FOOTBALL CONFERENCE STANDINGS

NFC EAST	W	L	T	Pct
N.Y. Giants	10	5	1	.656
Washington	8	7	1	.531
Philadelphia	6	9	1	.406
Dallas	6	10	0	.375
Arizona	4	12	0	.250
NFC CENTRAL	W	L	T	Pct
Green Bay	13	3	0	.813
* Tampa Bay				

1996 SEASON (8-8 REGULAR SEASON, 0-0 PLAYOFFS) • 3RD PLACE AFC CENTRAL (TIED)

DATE	OPPONENT	SCORE	W/L	ATT
Sep. 1	KANSAS CITY	19-20	L	27,725
Sep. 8	at Jacksonville	34-27	W	66,468
Sep. 15	BALTIMORE	29-13	W	20,082
Sep. 22	BYE			
Sep. 29	at Pittsburgh	16-30	L	58,608
Oct. 6	at Cincinnati	30-27*	W	44,680
Oct. 13	at Atlanta	23-13	W	35,401
Oct. 20	PITTSBURGH	23-13	W	50,337
Oct. 27	SAN FRANCISCO	9-10	L	53,664
Nov. 3	at Seattle	16-23	L	36,320
Nov. 10	at New Orleans	31-14	W	34,121
Nov. 17	MIAMI	20-23	L	47,358
Nov. 24	CAROLINA	6-31	L	20,107
Dec. 1	at NY Jets	35-10	W	21,731
Dec. 8	JACKSONVILLE	17-23	L	20,196
Dec. 15	CINCINNATI	13-21	L	15,131
Dec. 22	at Baltimore	24-21	W	52,704

	TITANS	OPP
Total First Downs	287	271
Rushing	110	78
Passing	157	169
Penalty	20	24
3rd Down: Made/Att	79/206	70/199
3rd Down Pct.	38.3	35.2
4th Down: Made/Att	7/11	4/12
4th Down Pct.	63.6	33.3
Possession Avg.	32:02	27:58
Total Net Yards	5048	4610
Avg. Per Game	315.5	288.1
Total Plays	972	956
Avg. Per Play	5.2	4.8
Net Yards Rushing	1950	1385
Avg. Per Game	121.9	86.6
Total Rushes	475	397
Net Yards Passing	3098	3225
Avg. Per Game	193.6	201.6
Sacked/Yards Lost	34/198	35/242
Gross Yards	3296	3467
Att./Comp.	463/272	524/312
Completion Pct.	58.7	59.5
Had Intercepted	15	12
Punts/Average	68/43.7	75/41.0
Net Punting Avg.	68/38.0	75/35.1
Penalties/Yards	91/812	88/672
Fumbles/Ball Lost	26/15	29/14
Touchdowns	35	35
Rushing	12	5
Passing	22	24
Returns	1	6

BY PERIODS	1	2	3	4	OT	PTS
Oilers	105	79	67	91	3	345
Opponents	64	78	48	129	0	319

SCORING	TD	RU	PA	RT	PAT	FG	S	TP
Del Greco	0	0	0	0	35/35	32/38	0	131
George	8	8	0	0			0	48
Davis	6	0	6	0			0	36
Wycheck	6	0	6	0			0	36
Sanders	4	0	4	0			0	24
Harmon	3	1	2	0			0	18
McNair	2	2	0	0			0	12
Russell	2	0	2	0			0	12
Floyd	1	0	1	0			0	6
D. Lewis	1	0	0	1			0	6
Norgard	1	0	1	0			0	6
Thomas	1	1	0	0			0	6
Jackson	0	0	0	0			1	2
Team	0	0	0	0			1	2
Oilers	35	12	22	1	35/35	32/38	2	345
Opponents	35	5	24	6	32/32	25/33	0	319

2-Pt Conversions: Oilers 0-0, Opponents 1-3

RUSHING	No	Yds	Avg	Lg	TD
George	335	1368	4.1	76	8
McNair	31	169	5.5	24t	2
Thomas	49	151	3.1	24t	1
Harmon	29	131	4.5	25	1
Chandler	28	113	4.0	16	0
Davis	1	15	15.0	15	0
Wycheck	2	3	1.5	3	0
Oilers	475	1950	4.1	76	12
Opponents	397	1385	3.5	26	5

PASSING	Att	Cmp	Pct	Yards	Yds/Att	TD	Int	Lg	Sk/Yds	Rating
Chandler	320	184	57.5	2099	6.56	16	11	63t	25/153	79.7
McNair	143	88	61.5	1197	8.37	6	4	83t	9/45	90.6
Oilers	463	272	58.7	3296	7.12	22	15	83t	34/198	83.0
Opponents	524	312	59.5	3467	6.62	24	12	86t	35/242	85.0

RECEIVING	No	Yds	Avg	Lg	TD
Wycheck	53	511	9.6	29	6
Sanders	48	882	18.4	83t	4
Harmon	42	488	11.6	43	2
Davis	39	464	11.9	49	6
Russell	34	421	12.4	29	2
George	23	182	7.9	17	0
Thomas	13	128	9.8	33	0
Floyd	10	145	14.5	63t	1
R. Lewis	7	50	7.1	18	0
Wilson	2	24	12.0	14	0
Norgard	1	1	1.0	1t	1
Oilers	272	3296	12.1	83t	22
Opponents	312	3467	11.1	86t	24

INTERCEPTIONS	No	Yds	Avg	Lg	TD
D.Lewis	5	103	20.6	53	1
Robertson	4	44	11.0	27	0
Dishman	1	7	7.0	7	0
Bishop	1	6	6.0	6	0
Robinson	1	2	2.0	2	0
Oilers	12	162	13.5	53	1
Opponents	15	222	14.8	42t	3

PUNTING	No	Yds	Avg	Net	TB	In	Lg	B
Roby	67	2973	44.4	38.0	7	25	68	1
Oilers	68	2973	43.7	38.0	7	25	68	1
Opponents	75	3073	41.0	35.1	8	16	62	0

PUNT RETURNS	No	FC	Yds	Avg	Lg	TD
Gray	22	15	205	9.3	40	0
Floyd	7	3	74	10.6	32	0
Oilers	29	18	279	9.6	40	0
Opponents	31	14	251	8.1	46	0

KICKOFF RETURNS	No	Yds	Avg	Lg	TD
Gray	50	1224	24.5	88	0
Thomas	5	80	16.0	35	0
Harmon	4	69	17.3	20	0
Archie	2	24	12.0	13	0
McKeehan	2	6	3.0	6	0
Wycheck	2	5	2.5	5	0
Roan	1	13	13.0	13	0
Oilers	66	1421	21.5	88	0
Opponents	78	1675	21.5	47	0

FIELD GOALS	1-19	20-29	30-39	40-49	50+
Del Greco	0/0	7/7	14/16	10/12	1/3
Oilers	0/0	7/7	14/16	10/12	1/3
Opponents	0/0	6/7	13/16	6/9	0/1

Del Greco: (34G, 44G, 33G, 22G, 55N) (32G, 29G) (41G, 44G) (47N) (40G, 32G, 49G) (51N, 27G, 35G, 33G) (22G, 32G, 48G) (38G, 56G, 39G) (35G, 36G, 45G, 37B) (25G) (30G, 33G) (24G, 45G) (44N, 27G) (46G, 34N, 42G) (37G)

Opponents: (35G, 43G) (38G, 37G, 31N) (33G, 36G, 36G) (42G, 31G, 40G) (26G, 38N, 29G) (27G) (25G, 35G, 47N, 44G, 23N) (29G, 49G) (39N, 34G, 44G, 29G) (49G) (30G) (51N, 34G, 38G, 31G) (47N) (1)

SACKS
Cook 7.5, Barrow 6.0, Walker 5.5, Young 4.0, Bowden 3.0, Robertson 3.0, Jackson 2.0, Wortham 2.0, Ford 1.0, Mix 1.0

Oilers 35.0, Opponents 34.0

TACKLES (Solo-Assists-Total)
Bishop (73-36-109), Barrow (67-39-106), Robertson (57-25-82), Wortham (49-29-78), Bowden (46-27-73), D. Lewis (56-13-69), Dishman (42-15-57), Jackson (36-9-45), Walker (30-15-45), Cook (25-19-44), Ford (24-15-39), Robinson (22-9-31), Young (15-11-26), Roberson (14-12-26), L. Jones (12-2-14), Evans (4-7-11), Mix (6-2-8), Mills (3-5) Stewart (5-0-5), Cole (4-0-4), Barnes (3-1-4), Halapin (2-0-2), Burton (1-0-1), A. Smith (0-1-1)

Team Totals: 596-289-885

USUAL STARTING LINEUP

OFFENSE

WR Chris Sanders (81)
LT Brad Hopkins (72)
LG Bruce Matthews (74)
C Mark Stepnoski (53)
RG Kevin Donnalley (77)
RT Irv Eatman (75)
TE Roderick Lewis (88)
WR Willie Davis (86)
QB Chris Chandler (12)
Steve McNair (9)
RB Eddie George (27)
FB Frank Wycheck (89)

DEFENSE

LE Anthony Cook (78)
LT Gary Walker (96)
RT Henry Ford (92)
RE Robert Young (99)
LLB Joe Bowden (58)
MLB Barron Wortham (52)
RLB Micheal Barrow (56)
LCB Cris Dishman (28)
RCB Darryll Lewis (29)
SS Blaine Bishop (23)
FS Marcus Robertson (31)

SPECIALISTS

K Al Del Greco (3)
P Reggie Roby (7)

ADDITIONAL PRO BOWL (SPECIAL TEAMS)

John Henry Mills

Pro Bowl

All-Pro

GM: Floyd Reese; **Head Coach:** Jeff Fisher

Asst. Coaches: Jerry Rhome (off. coord.), Steve Sidwell (def. coord.), Dick Coury (off. asst./passing game), Alan Lowry (def. asst./qual. control), Mike Munchak (off. asst./qual. control), Rex Norris (DL), Rod Perry (DB), Russ Purnell (ST), Warren "Rennie" Simmons (OL), Sherman Smith (RB), Les Steckel (WR/TE), Steve Watterson (strength & rehab.), Gregg Williams (LB)

AMERICAN FOOTBALL CONFERENCE STANDINGS

AFC EAST	W	L	T	Pct
New England	11	5	0	.688
* Buffalo	10	6	0	.625
* Indianapolis	9	7	0	.563
Miami	8	8	0	.500
N.Y. Jets	1	15	0	.063
AFC CENTRAL	W	L	T	Pct
Pittsburgh	10	6	0	.625
* Jacksonville	9	7	0	.563
Cincinnati	8	8	0	.500
Houston	8	8	0	.500
Baltimore	4	12	0	.250
AFC WEST	W	L	T	Pct
Denver	13	3	0	.813
Kansas City	9	7	0	.563
San Diego	8	8	0	.500
Oakland	7	9	0	.438
Seattle	7	9	0	.438

NATIONAL FOOTBALL CONFERENCE STANDINGS

NFC EAST	W	L	T	Pct
Dallas	10	6	0	.625
* Philadelphia	10	6	0	.625
Washington	9	7	0	.563
Arizona	7	9	0	.438
N.Y. Giants	6	10	0	.375
NFC CENTRAL	W	L	T	Pct
Green Bay	13	3	0	.813
* Minnesota	9	7	0	.563
Chicago	7	9	0	.438
Tampa Bay	6	10	0	.375
Detroit	5	11	0	.313
NFC WEST	W	L	T	Pct
Carolina	12	4	0	.750
* San Francisco	12	4	0	.750
St. Louis	6	10	0	.375
Atlanta	3	13	0	.188
New Orleans	3	13	0	.188

* Wild Card for Playoffs



1995 SEASON (7-9 REGULAR SEASON, 0-0 PLAYOFFS) • 2ND PLACE AFC CENTRAL (TIED)

DATE	OPPONENT	SCORE	W/L	ATT
Sep. 3	at Jacksonville	10-3	W	72,363
Sep. 10	PITTSBURGH	17-34	L	44,122
Sep. 17	CLEVELAND	7-14	L	36,077
Sep. 24	at Cincinnati	38-28	W	46,332
Oct. 1	JACKSONVILLE	16-17	L	36,346
Oct. 8	at Minnesota	17-23*	L	56,430
Oct. 15	BYE			
Oct. 22	at Chicago	32-35	L	63,545
Oct. 29	TAMPA BAY	19-7	W	31,489
Nov. 5	at Cleveland	37-10	W	57,881
Nov. 12	CINCINNATI	25-32	L	32,998
Nov. 19	at Kansas City	13-20	L	77,576
Nov. 26	DENVER	42-33	W	36,113
Dec. 3	at Pittsburgh	7-21	L	56,013
Dec. 10	DETROIT	17-24	L	35,842
Dec. 17	NY JETS	23-6	W	35,873
Dec. 24	at Buffalo	28-17	W	45,253

* Overtime

	TITANS	OPP
Total First Downs	295	267
Rushing	109	85
Passing	157	157
Penalty	29	25
3rd Down: Made/Att	99/228	71/212
3rd Down Pct.	43.4	33.5
4th Down: Made/Att	7/12	5/15
4th Down Pct.	58.3	33.3
Possession Avg.	32:12	27:48
Total Net Yards	4905	4651
Avg. Per Game	306.6	290.7
Total Plays	1046	983
Avg. Per Play	4.7	4.7
Net Yards Rushing	1664	1526
Avg. Per Game	104.0	95.4
Total Rushes	478	400
Net Yards Passing	3241	3125
Avg. Per Game	202.6	195.3
Sacked/Yards Lost	32/271	30/200
Gross Yards	3512	3325
Att./Comp.	536/314	553/289
Completion Pct.	58.6	52.3
Had Intercepted	18	21
Punts/Average	79/40.3	86/42.4
Net Punting Avg.	79/34.6	86/36.1
Penalties/Yards	98/791	118/962
Fumbles/Ball Lost	36/20	28/17
Touchdowns	38	38
Rushing	12	11
Passing	22	24
Returns	4	3

BY PERIODS	1	2	3	4	OT	PTS
Oilers	70	103	85	90	0	348
Opponents	83	98	36	101	6	324

SCORING	TD	RU	PA	RT	PAT	FG	S	TP
Del Greco	0	0	0	0	33/33	27/31	0	114
Sanders	9	0	9	0			0	54
Jeffries	8	0	8	0			0	48
R. Thomas	7	5	2	0			0	44
Butts	4	4	0	0			0	24
Chandler	2	2	0	0			0	14
Wycheck	2	1	1	0			0	12
Bishop	1	0	0	1			0	6
Cecil	1	0	0	1			0	6
D. Lewis	1	0	0	1			0	6
T. McNair	1	0	1	0			0	6
Robinson	1	0	0	1			0	6
Seabron	1	0	1	0			0	6
Cook	0	0	0	0			1	2
Oilers	38	12	22	4	33/33	27/31	1	348
Opponents	38	11	24	3	35/35	19/24	2	324

2-Pt Conversions: Chandler, R. Thomas, Oilers 2-5, Opponents 0-2

RUSHING	No	Yds	Avg	Lg	TD
R. Thomas	251	947	3.8	74t	5
Brown	86	293	3.4	21	0
Butts	71	185	2.6	9	4
T. McNair	19	136	7.2	22	0
Chandler	28	58	2.1	9	2
S. McNair	11	38	3.5	13	0
Furrer	8	20	2.5	11	0
Hannah	1	5	5.0	5	0
Wycheck	1	1	1.0	1t	1

PASSING	Att	Cmp	Pct	Yards	Yds/Att	TD	Int	Lg	Sk/Yds	Rating
Chandler	356	225	63.2	2460	6.91	17	10	76t	21/173	87.8
Furrer	99	48	48.5	483	4.88	2	7	48	5/35	40.1
McNair	80	41	51.3	569	7.11	3	1	53	6/63	81.7
Camarillo	1	0	0.0	0	0.00	0	0	0	0/0	39.6
Oilers	536	314	58.6	3512	6.55	22	18	76t	32/271	77.9
Opponents	553	289	52.3	3325	6.01	24	21	76t	30/200	69.3

Sanders	2	-19	-9.5	-6	0
Oilers	478	1664	3.5	74t	12
Opponents	400	1526	3.8	60t	11

RECEIVING	No	Yds	Avg	Lg	TD
Jeffries	61	684	11.2	35t	8
T. McNair	60	501	8.4	25	1
Wycheck	40	471	11.8	36t	1
R. Thomas	39	204	5.2	19	2
Sanders	35	823	23.5	76t	9
Russell	24	321	13.4	57	0
R. Lewis	16	116	7.3	16	0
Seabron	12	167	13.9	34	1
Hannah	10	142	14.2	42	0
Roan	8	46	5.8	11	0
Brown	6	16	2.7	7	0
Butts	2	10	5.0	10	0
Lundy	1	11	11.0	11	0
Oilers	314	3512	11.2	76t	22
Opponents	289	3325	11.5	76t	24

INTERCEPTIONS	No	Yds	Avg	Lg	TD
D. Lewis	6	145	24.2	98t	1
Cecil	3	35	11.7	20t	1
Dishman	3	17	5.7	17	0
Barnes	2	6	3.0	6	0
Harris	2	0	0.0	0	0
Jackson	2	0	0.0	0	0
Bishop	1	62	62.0	62t	1
Robinson	1	49	49.0	49t	1
Davidson	1	3	3.0	3	0
Oilers	21	317	15.1	98t	4
Opponents	18	265	14.7	32t	1

PUNTING	No	Yds	Avg	Net	TB	In	Lg	B
Camarillo	77	3165	41.1	34.8	8	26	60	1
Del Greco	1	15	15.0	15.0	0	0	15	0
Oilers	79	3180	40.3	34.6	8	26	60	1
Opponents	86	3645	42.4	36.1	10	29	58	0

PUNT RETURNS	No	FC	Yds	Avg	Lg	TD
Gray	30	20	303	10.1	20	0
Hannah	5	1	36	7.2	11	0
Oilers	35	21	339	9.7	20	0
Opponents	35	17	288	8.2	72t	1

KICKOFF RETURNS	No	Yds	Avg	Lg	TD
Gray	53	1183	22.3	54	0
R. Thomas	3	48	16.0	23	0
Butts	2	14	7.0	14	0
Lundy	2	28	14.0	17	0
Barnes	1	-4	-4.0	-4	0
Bowden	1	6	6.0	6	0
R. Lewis	1	5	5.0	5	0
Worham	1	3	-3.0	-3	0
Oilers	64	1277	20.0	54	0
Opponents	78	1467	18.8	47	0

FIELD GOALS	1-19	20-29	30-39	40-49	50+
Del Greco	3/3	3/3	8/8	10/12	3/5
Oilers	3/3	3/3	8/8	10/12	3/5
Opponents	0/0	7/7	5/7	6/8	1/2

Del Greco: (19G) (43G) (41N) (29G, 53G, 32G, 52N) (19G, 50G, 44G) (46N, 39G) (19G, 45G, 41G, 50N, 39G) (44G, 45G, 37G) (40G, 34G, 34G, 23G) () () (47G) (49G, 53G, 24G) (39G, 33G)
Opponents: (36N, 26G) (42G, 40G) () () (22G) (38G) (28G, 22G, 47G, 35G) (38N) (50N, 20G) (33G, 49G, 27G) (47G, 21G) (56G, 48N, 35G) () (36G, 49N) () (44G)

SACKS
 Cook 4.5, Ford 4.5, Robinson 3.5, Barrow 3.0, Walker 2.5, Davidson 2.0, Montgomery 2.0, Bishop 1.5, McGhee 1.5, Bowden 1.0, Childress 1.0, Jackson 1.0, D. Lewis 1.0, Worham 1.0
Oilers 30.0, Opponents 32.0

TACKLES (Solo-Assists-Total)
 Bishop (75-22-97), Barrow (54-32-86), Robinson (48-24-72), Cecil (44-16-60), D. Lewis (50-8-58), Dishman (48-10-58), Bowden (38-13-51), Montgomery (26-20-46), Ford (27-16-43), Worham (23-15-38), Walker (22-10-32), Davidson (16-16-32), Barnes (21-2-23), Cook (13-9-22), Jackson (17-4-21), O. Harris (10-9-19), Veasey (14-3-17), Childress (8-7-15), A. Smith (5-2-7), McGhee (4-3-7), T. Hunter (6-0-6), Evans (2-1-3), Robertson (2-0-2), Hall (1-1-2), Logan (1-0-1)
Team Totals: 575-243-818

USUAL STARTING LINEUP

OFFENSE
 WR Haywood Jeffries (84)
 LT Brad Hopkins (72)
LG Bruce Matthews (74)
C Mark Stepnoski (53)
 RG Kevin Donnalley (77)
 RT David Williams (73)
 Irv Eatman (75)
 TE Frank Wycheck (89)
 WR Chris Sanders (81)
 QB Chris Chandler (12)
 RB Rodney Thomas (20)
 FB Todd McNair (48)

DEFENSE
 LE Kenny Davidson (90)
 Anthony Cook (78)
 LT Gary Walker (86)
 Ray Childress (79)
 RT Glenn Montgomery (94)
 RE Henry Ford (92)
 LLB Eddie Robinson (50)
 MLB Micheal Barrow (56)
 RLB Joe Bowden (58)
 LCB Cris Dishman (28)
RCB Darryll Lewis (29)
SS Blaine Bishop (23)
 FS Chuck Cecil (26)

SPECIALISTS
 K Al Del Greco (3)
 P Rich Camarillo (16)

Pro Bowl
 All-Pro

GM: Floyd Reese; **Head Coach:** Jeff Fisher
Asst. Coaches: Jerry Rhome (off. coord.), Steve Sidwell (def. coord.), Larry Beightol (OL), Dick Coury (off. asst./passing game), Mike Munchak (off. asst./qual. control), Rex Norris (DL), Clancy Pendergast (def. asst./qual. control), Rod Perry (DB), Russ Purnell (ST), Sherman Smith (RB), Les Steckel (WR/TE), Trooper Taylor (minority intern), Steve Watterson (strength & rehab.), Gregg Williams (LB)

AMERICAN FOOTBALL CONFERENCE STANDINGS

AFC EAST	W	L	T	Pct
Buffalo	10	6	0	.625
* Indianapolis	9	7	0	.563
* Miami	9	7	0	.563
New England	6	10	0	.375
N.Y. Jets	3	13	0	.188
AFC CENTRAL	W	L	T	Pct
Pittsburgh	11	5	0	.688
Cincinnati	7	9	0	.438
Houston	7	9	0	.438
Cleveland	5	11	0	.313
Jacksonville	4	12	0	.250
AFC WEST	W	L	T	Pct
Kansas City	13	3	0	.813
* San Diego	9	7	0	.563
Seattle	8	8	0	.500
Denver	8	8	0	.500
Oakland	8	8	0	.500

NATIONAL FOOTBALL CONFERENCE STANDINGS

NFC EAST	W	L	T	Pct
Dallas	12	4	0	.750
* Philadelphia	10	6	0	.625
Washington	6	10	0	.375
N.Y. Giants	5	11	0	.313
Arizona	4	12	0	.250
AFC CENTRAL	W	L	T	Pct
Green Bay	11	5	0	.688
* Detroit	10	6	0	.625
Chicago	9	7	0	.563
Minnesota	8	8	0	.500
Tampa Bay	7	9	0	.438
AFC WEST	W	L	T	Pct
San Francisco	11	5	0	.688
* Atlanta	9	7	0	.563
St. Louis	7	9	0	.438
Carolina	7	9	0	.438
New Orleans	7	9	0	.438

* Wild Card for Playoffs



1994 SEASON (2-14 REGULAR SEASON, 0-0 PLAYOFFS) • 4TH PLACE AFC CENTRAL

DATE	OPPONENT	SCORE	W/L	ATT
Sep. 4	at Indianapolis	21-45	L	47,372
Sep. 11	at Dallas	17-20	L	64,402
Sep. 18	BUFFALO	7-15	L	55,424
Sep. 25	CINCINNATI	20-13	W	44,253
Oct. 3	at Pittsburgh	14-30	L	57,274
Oct. 9	BYE			
Oct. 13	CLEVELAND	8-11	L	50,364
Oct. 24	at Philadelphia	6-21	L	65,233
Oct. 30	at L.A. Raiders	14-17	L	40,473
Nov. 6	PITTSBURGH	9-12*	L	47,822
Nov. 13	at Cincinnati	31-34	L	54,908
Nov. 21	NY GIANTS	10-13	L	53,201
Nov. 27	at Cleveland	10-34	L	65,088
Dec. 4	ARIZONA	12-30	L	39,821
Dec. 11	SEATTLE	14-16	L	31,453
Dec. 18	at Kansas City	9-31	L	79,319
Dec. 24	NY JETS	24-10	W	31,176

* Overtime

	TITANS	OPP
Total First Downs	278	275
Rushing	97	112
Passing	158	132
Penalty	23	31
3rd Down: Made/Att	78/224	80/219
3rd Down Pct.	34.8	36.5
4th Down: Made/Att	9/18	3/10
4th Down Pct.	50.0	30.0
Possession Avg.	29:06	30:54
Total Net Yards	4481	4915
Avg. Per Game	280.1	307.2
Total Plays	1036	971
Avg. Per Play	4.3	5.1
Net Yards Rushing	1682	2120
Avg. Per Game	105.1	132.5
Total Rushes	417	540
Net Yards Passing	2799	2795
Avg. Per Game	174.9	174.7
Sacked/Yards Lost	65/417	31/168
Gross Yards	3216	2963
Att./Comp.	554/274	400/221
Completion Pct.	49.5	55.3
Had Intercepted	17	14
Punts/Average	96/42.9	82/42.0
Net Punting Avg.	96/36.4	82/36.9
Penalties/Yards	115/959	102/807
Fumbles/Ball Lost	42/25	20/12
Touchdowns	25	37
Rushing	10	17
Passing	13	18
Returns	2	2

BY PERIODS	1	2	3	4	OT	PTS
Oilers	45	56	25	100	0	226
Opponents	57	122	60	110	3	352

SCORING	TD	RU	PA	RT	PAT	FG	S	TP
Del Greco	0	0	0	0	18/18	16/20	0	66
Jeffires	6	0	6	0			0	42
G. Brown	5	4	1	0			0	30
White	4	3	1	0			0	24
Givins	2	0	1	1			0	12
Slaughter	2	0	2	0			0	12
Tolliver	2	2	0	0			0	12
Carter	1	0	1	0			0	6
Coleman	1	0	1	0			0	6
Dishman	1	0	0	1			0	6
Richardson	1	1	0	0			0	6
R. Brown	0	0	0	0			0	2
Lathon	0	0	0	0			1	2
Oilers	25	10	13	2	18/18	16/20	1	226
Opponents	37	17	18	2	34/35	30/31	1	352

2-Pt Conversions: Jeffires 3, R. Brown, Oilers 4-7, Opponents 2-2

RUSHING	No	Yds	Avg	Lg	TD
White	191	757	4.0	33	3
G. Brown	169	648	3.8	18	4
Richardson	30	217	7.2	18	1
Tolliver	12	37	3.1	10	2
Carlson	10	17	1.7	6	0
Tillman	2	12	6.0	9	0
Coleman	1	2	2.0	2	0
Wellman	1	-3	-3.0	-3	0
Givins	1	-5	-5.0	-5	0
Oilers	417	1682	4.0	33	10
Opponents	540	2120	3.9	52	17

PASSING	Att	Cmp	Pct	Yards	Yds/Att	TD	Int	Lg	Sk/Yds	Rating
Tolliver	240	121	50.4	1287	5.36	6	7	44	27/166	62.6
Richardson	181	94	51.9	1202	6.64	6	6	76t	23/136	70.3
Carlson	132	59	44.7	727	5.51	1	4	81	15/115	52.2
Camarillo	1	0	0.00	0	0.00	0	0	0	0/0	39.6
Oilers	554	274	49.5	3216	5.81	13	17	81	65/417	62.5
Opponents	400	221	55.3	2963	7.41	18	14	55	31/168	79.4

RECEIVING	No	Yds	Avg	Lg	TD
Slaughter	68	846	12.4	57	2
Jeffires	68	783	11.5	50	6
Givins	36	521	14.5	76t	1
White	21	188	9.0	41	1
Coleman	20	298	14.9	81	1
G. Brown	18	194	10.8	24	1
Carter	11	74	6.7	19	1
Wellman	10	112	11.2	25	0
McNair	8	78	9.8	21	0
R. Lewis	4	48	12.0	19	0
R. Brown	4	34	8.5	11	0
Hannah	3	24	8.0	11	0
Maston	2	12	6.0	10	0
Mills	1	4	4.0	4	0
Oilers	274	3216	11.7	81	13
Opponents	221	2963	13.4	55	18

INTERCEPTIONS	No	Yds	Avg	Lg	TD
D. Lewis	5	57	11.4	20	0
Dishman	4	74	18.5	38	1
Robertson	3	90	30.0	41	0
Bishop	1	21	21.0	21	0
St. Jackson	1	0	0.0	0	0
Oilers	14	242	17.3	41	1
Opponents	17	188	11.1	41	0

PUNTING	No	Yds	Avg	Net	TB	In	Lg	B
Camarillo	96	4115	42.9	36.4	9	35	58	0
Oilers	96	4115	42.9	36.4	9	35	58	0
Opponents	82	3443	42.0	36.9	7	31	56	0

PUNT RETURNS	No	FC	Yds	Avg	Lg	TD
Givins	37	9	210	5.7	78t	1
Hannah	9	0	58	6.4	13	0
Coleman	2	2	13	6.5	10	0
Dishman	1	0	0	0.0	0	0
Robertson	1	1	0	0.0	0	0
Oilers	50	12	281	5.6	78t	1
Opponents	50	16	438	8.8	82t	1

KICKOFF RETURNS	No	Yds	Avg	Lg	TD
McNair	23	481	20.9	44	0
Mills	15	282	18.8	34	0
St. Jackson	14	285	20.4	40	0
White	8	167	20.9	28	0
Hannah	5	116	23.2	39	0
Tillman	4	51	12.8	19	0
Bishop	2	18	9.0	11	0
Teeter	2	9	4.5	9	0
Givins	1	27	27.0	27	0
Oilers	74	1436	19.4	44	0
Opponents	48	832	17.3	35	0

FIELD GOALS	1-19	20-29	30-39	40-49	50+
Del Greco	0/0	4/5	4/4	7/8	1/3
Oilers	0/0	4/5	4/4	7/8	1/3
Opponents	0/0	10/10	7/7	11/11	2/3

Del Greco: (55N) (41G) () (45G, 24G) (48N) (29N) (21G, 24G) (52N) (32G, 49G, 38G) (34G) (43G) (42G) (38G) () (48G) (28G, 50G, 42G)
Opponents: (42G) (45G, 29G) (37G, 42G, 48G, 29G, 48G) (21G, 49G) (42G, 25G, 22G) (50N, 35G) () (35G) (50G, 39G, 37G, 40G) (50G, 40G) (26G, 37G) (37G, 23G) (25G, 23G) (40G) (21G) (49G)

SACKS
 Lathon 8.5, Childress 6.0, Davidson 6.0, Montgomery 3.0, Barrow 2.5, A. Smith 2.5, Bishop 1.5, St. Jackson 1.0
Oilers 31.0, Opponents 65.0

TACKLES (Solo-Assists-Total)
 A. Smith (97-45-142), Bishop (75-37-112), Robertson (80-31-111), Barrow (57-37-94), Childress (49-19-68), Davidson (47-21-68), Dishman (53-13-66), Robinson (41-25-66), Montgomery (45-19-64), D. Lewis (43-12-55), Lathon (36-16-52), McDowell (18-6-24), Wortham (15-7-22), Roberts (15-4-19), Bowden (7-6-13), St. Jackson (10-2-12), Ford (10-1-11), Teeter (7-0-7), Orlando (5-1-6), McCants (3-2-5), Davis (2-0-2), Faryniarz (1-0-1)
Team Totals: 716-304-1020

USUAL STARTING LINEUP

OFFENSE

WR Haywood Jeffires (80)
 WR Webster Slaughter (84)
 LT Brad Hopkins (72)
 LG John Flannery (55)
C Bruce Matthews (74)
 RG Kevin Donnalley (77)
 RT David Williams (75)
 TE Pat Carter (85)
 WR Ernest Givins (81)
 QB Billy Joe Tolliver(11)
 Cody Carlson (14)
 Bucky Richardson (7)
 RB Lorenzo White (44)
 FB Gary Brown (33)

DEFENSE

LE Kenny Davidson (90)
 LT Ray Childress (79)
 RT Glenn Montgomery (94)
 RE Lamar Lathon (57)
 LLB Eddie Robinson (50)
 MLB Al Smith (54)
 RLB Micheal Barrow (56)
 LCB Cris Dishman (28)
 RCB Darryll Lewis (29)
 SS Blaine Bishop (23)
 FS Marcus Robertson (31)

SPECIALISTS

K Al Del Greco (3)
 P Rich Camarillo (16)

Pro Bowl
 All-Pro

GM: Floyd Reese; **Head Coach:** Jack Pardee (10 games), Jeff Fisher (six games)*
Asst. Coaches: Kevin Gilbride (asst. head coach/off.), Dick Coury (off. coord.), Jeff Fisher (def. coord.*), Charlie Baggett (WR), Tom Bettis (DB), Frank Bush (qual. control), Frank Novak (ST/RB), Jim Stanley (DL), Steve Watterson (strength & rehab.), Gregg Williams (LB), Bob Young (OL)

* Coord. for first 10 games; head coach last six games

AMERICAN FOOTBALL CONFERENCE STANDINGS

AFC EAST	W	L	T	Pct
Miami	10	6	0	.625
* New England	10	6	0	.625
Indianapolis	8	8	0	.500
Buffalo	7	9	0	.438
N.Y. Jets	6	10	0	.375
AFC CENTRAL	W	L	T	Pct
Pittsburgh	12	4	0	.750
* Cleveland	11	5	0	.688
Cincinnati	3	13	0	.188
Houston	2	14	0	.125
AFC WEST	W	L	T	Pct
San Diego	11	5	0	.688
* Kansas City	9	7	0	.563
L.A. Raiders	9	7	0	.563
Denver	7	9	0	.438
Seattle	6	10	0	.375

NATIONAL FOOTBALL CONFERENCE STANDINGS

NFC EAST	W	L	T	Pct
Dallas	12	4	0	.750
N.Y. Giants	9	7	0	.563
Arizona	8	8	0	.500
Philadelphia	7	9	0	.438
Washington	3	13	0	.188
NFC CENTRAL	W	L	T	Pct
Minnesota	10	6	0	.625
* Green Bay	9	7	0	.563
* Detroit	9	7	0	.563
* Chicago	9	7	0	.563
Tampa Bay	6	10	0	.375
NFC WEST	W	L	T	Pct
San Francisco	13	3	0	.813
New Orleans	7	9	0	.438
Atlanta	7	9	0	.438
L.A. Rams	4	12	0	.250

* Wild Card for Playoffs

1993 SEASON (12-4 REGULAR SEASON, 0-1 PLAYOFFS) • 1ST PLACE AFC CENTRAL

DATE	OPPONENT	SCORE	W/L	ATT
Sep. 5	at New Orleans	21-33	L	69,029
Sep.12	KANSAS CITY	30-0	W	59,780
Sep. 19	at San Diego	17-18	L	58,519
Sep. 26	L.A. RAMS	13-28	L	53,072
Oct. 3	BYE			
Oct. 11	at Buffalo	7-35	L	79,613
Oct. 17	at New England	28-14	W	51,037
Oct. 24	CINCINNATI	28-12	W	50,039
Oct. 31	BYE			
Nov. 7	SEATTLE	24-14	W	50,447
Nov. 14	at Cincinnati	38-3	W	42,347
Nov. 21	at Cleveland	27-20	W	71,668
Nov. 28	PITTSBURGH	23-3	W	61,238
Dec. 5	ATLANTA	33-17	W	58,186
Dec. 12	CLEVELAND	19-17	W	58,720
Dec. 19	at Pittsburgh	26-17	W	57,592
Dec. 25	at San Francisco	10-7	W	61,744
Jan. 2	NY JETS	24-0	W	61,040
Jan. 16	KANSAS CITY	20-28	L	64,011

* Overtime

	TITANS	OPP
Total First Downs	330	289
Rushing	101	73
Passing	208	184
Penalty	21	32
3rd Down: Made/Att	94/211	64/208
3rd Down Pct.	44.5	30.8
4th Down: Made/Att	3/12	12/24
4th Down Pct.	25.0	50.0
Possession Avg.	31:48	28:12
Total Net Yards	5658	4874
Avg. Per Game	353.6	304.6
Total Plays	1066	1003
Avg. Per Play	5.3	4.9
Net Yards Rushing	1792	1273
Avg. Per Game	112.0	79.6
Total Rushes	409	369
Net Yards Passing	3866	3601
Avg. Per Game	241.6	225.1
Sacked/Yards Lost	43/279	52/313
Gross Yards	4145	3914
Att./Comp.	614/357	582/302
Completion Pct.	58.1	51.9
Had Intercepted	25	296
Punts/Average	56/45.3	79/43.7
Net Punting Avg.	56/38.7	79/36.9
Penalties/Yards	132/1005	103/791
Fumbles/Ball Lost	37/20	32/17
Touchdowns	40	26
Rushing	11	9
Passing	23	16
Returns	6	1

BY PERIODS	1	2	3	4	OT	PTS
Oilers	68	131	75	94	0	368
Opponents	40	73	50	75	0	238

SCORING	TD	RU	PA	RT	PAT	FG	S	TP
Del Greco	0	0	0	0	39/40	29/34	0	126
G. Brown	8	6	2	0	0	0	0	48
Jeffries	6	0	6	0	0	0	0	36
Slaughter	5	0	5	0	0	0	0	30
Givins	4	0	4	0	0	0	0	24
Duncan	3	0	3	0	0	0	0	18
Carlson	2	2	0	0	0	0	0	12
White	2	2	0	0	0	0	0	12
Childress	1	0	0	1	0	0	0	6
Dishman	1	0	0	1	0	0	0	6
Harris	1	0	1	0	0	0	0	6
Jackson	1	0	0	1	0	0	0	6
Lewis	1	0	0	1	0	0	0	6
Moon	1	1	0	1	0	0	0	6
Orlando	1	0	0	1	0	0	0	6
Robertson	1	0	0	1	0	0	0	6
Tillman	1	0	1	0	0	0	0	6
Wellman	1	0	1	0	0	0	0	6
Oilers	40	11	26	6	39/40	29/34	1	368
Opponents	26	9	16	1	25/26	19/28	0	238

RUSHING	No	Yds	Avg	Lg	TD
G. Brown	195	1002	5.1	26	6
White	131	465	3.5	14	2
Moon	48	145	3.0	35	1
Tillman	9	94	10.4	34	0

PASSING	Att	Cmp	Pct	Yards	Yds/Att	TD	Int	Lg	Sk/Yds	Rating
Moon	520	303	58.3	3485	6.70	21	21	80t	34/218	75.2
Carlson	90	51	56.7	605	6.72	2	4	47	8/53	66.2
Richardson	4	3	75.0	55	13.75	0	0	34	1/8	116.7
Oilers	614	357	58.1	4145	6.75	23	25	80t	43/279	74.2
Opponents	582	302	51.9	3914	6.73	16	26	53t	52/313	63.9

Carlson	14	41	2.9	10t	2
Givins	6	19	3.2	16	0
Maston	1	10	10.0	10	0
Richardson	2	9	4.5	11	0
Wellman	2	6	3.0	4	0
Coleman	1	1	1.0	1	0
Oilers	409	1792	4.4	35	11
Opponents	369	1273	3.4	29	9

RECEIVING	No	Yds	Avg	Lg	TD
Slaughter	77	904	11.7	41	5
Givins	68	887	13.0	80t	4
Jeffries	66	753	11.4	66t	6
Duncan	41	456	11.1	47	3
White	34	229	6.7	20	0
Wellman	31	430	13.9	44	1
G. Brown	21	240	11.4	38t	2
Coleman	9	129	14.3	25	0
Harris	4	53	13.3	17t	1
R. Brown	2	30	15.0	26	0
Maston	1	14	14.0	14	0
Norgard	1	13	13.0	13	0
Tillman	1	4	4.0	4t	1
Drewrey	1	3	3.0	3	0
Oilers	357	4145	11.6	80t	23
Opponents	302	3914	13.0	53t	16

INTERCEPTIONS	No	Yds	Avg	Lg	TD
Robertson	7	137	19.6	69	0
Dishman	6	74	12.3	30	0
Jackson	5	54	10.8	22t	1
Orlando	3	68	22.7	38t	1
McDowell	3	31	10.3	13	0
Lewis	1	47	47.0	47t	1
Bishop	1	1	1.0	1	0
Oilers	26	412	15.8	69	3
Opponents	25	309	12.4	42	0

PUNTING	No	Yds	Avg	Net	TB	In	Lg	B
Montgomery	54	2462	45.6	39.1	5	13	77	0
Sullivan (TM)	2	73	36.5	26.5	1	1	37	0
Oilers	56	2535	45.3	38.7	6	14	77	0
Opponents	79	3454	43.7	36.9	13	15	71	1

PUNT RETURNS	No	FC	Yds	Avg	Lg	TD
Drewrey	41	19	275	6.7	18	0
Oilers	41	19	275	6.7	18	0
Opponents	28	5	249	8.9	30	0

KICKOFF RETURNS	No	Yds	Avg	Lg	TD
Drewrey	15	293	19.5	34	0
Mills	11	230	20.9	37	0
Coleman	3	37	12.3	16	0
G. Brown	2	29	14.5	16	0
Oilers	31	589	19.0	37	0
Opponents	60	1062	17.7	36	0

FIELD GOALS	1-19	20-29	30-39	40-49	50+
Del Greco	0/0	13/13	8/9	4/5	4/7
Oilers	0/0	13/13	8/9	4/5	4/7
Opponents	1/1	6/7	5/6	4/9	3/5

Del Greco: (50N) (25G, 22G, 50G) (27G) (52G, 25G) () () ()
 (33G, 51G, 39G) (39G) (34N, 28G, 30G) (43G, 21G, 28G) (52G, 43G, 56N, 52N, 21G, 36G) (27G, 48G, 49G, 25G) (41N, 34G, 22G, 33G, 21G) (24G) (38G)
Opponents: (28G, 37G, 18G, 47G) (46N) (34G, 34G, 27G, 27G, 36G, 27G) (47N) (54N) (42B) (53G, 50G) () (46G) (21G, 44G) (42G) (30G) (53G, 46N, 56N) (26G) (47N, 24B) (36N)

SACKS
 Jones 13.0, Fuller 10.0, Childress 9.0, Gl. Montgomery 6.0, L. Williams 3.0, Lathon 2.0, Marshall 2.0, Barrow 1.0, Bishop 1.0, McDowell 1.0, Robinson 1.0, Teeter 1.0, Bowden 1.0
Oilers 52.0, Opponents 43.0

TACKLES (Solo-Assists-Total)
 Smith (67-28-95), Robertson (62-20-82), Dishman (68-10-78), McDowell (56-19-75), Childress (45-13-58), Robinson (42-15-57), Jackson (45-10-55), S. Jones (42-12-54), Gl. Montgomery (35-10-45), Lathon (29-10-39), Fuller (29-8-37), Marshall (28-9-37), Bowden (19-9-28), Bishop (24-3-27), Barrow (21-5-26), Orlando (16-2-18), L. Williams (8-8-16), Lewis (13-1-14), T. Brown (4-0-4), McCants (4-0-4), Teeter (3-2-5), Hoage (3-0-3)
Team Totals: 663-194-857

USUAL STARTING LINEUP

OFFENSE

WR Haywood Jeffries (84)
WR Webster Slaughter (89)
LT Brad Hopkins (72)
LG Mike Munchak (63)
C Bruce Matthews (74)
RG Doug Dawson (66)
RT David Williams (73)
WR Ernest Givins (81)
WR Curtis Duncan (80)
QB Warren Moon (1)
RB Gary Brown (33)
 Lorenzo White (44)

DEFENSE

LE William Fuller (95)
LT Ray Childress (79)
RT Glenn Montgomery (94)
RE Sean Jones (96)
LLB Eddie Robinson (50)
MLB Al Smith (54)
RLB Wilber Marshall (58)
LCB Cris Dishman (28)
RCB Steve Jackson (24)
SS Bubba McDowell (25)
FS Marcus Robertson (31)

SPECIALISTS

K Al Del Greco (3)
P Greg Montgomery (9)

Pro Bowl
 All-Pro

GM: Mike Holovak; **Head Coach:** Jack Pardee
Asst. Coaches: Kevin Gilbride (off. coord.), Buddy Ryan (def. coord.), Charlie Baggett (WR), Tom Bettis (DB), Frank Bush (qual. control), Ronnie Jones (LB), Frank Novak (RB), Jim Stanley (DL), Steve Watterson (strength & rehab.), Gregg Williams (ST), Bob Young (OL)

AMERICAN FOOTBALL CONFERENCE STANDINGS

AFC EAST	W	L	T	Pct
Buffalo	12	4	0	.750
Miami	9	7	0	.563
N.Y. Jets	8	8	0	.500
New England	5	11	0	.313
Indianapolis	4	12	0	.250
AFC CENTRAL	W	L	T	Pct
Houston	12	4	0	.750
* Pittsburgh	9	7	0	.563
Cleveland	7	9	0	.438
Cincinnati	3	13	0	.188
AFC WEST	W	L	T	Pct
Kansas City	11	5	0	.688
* L.A. Raiders	10	6	0	.625
* Denver	9	7	0	.563
San Diego	8	8	0	.500
Seattle	6	10	0	.375

NATIONAL FOOTBALL CONFERENCE STANDINGS

NFC EAST	W	L	T	Pct
Dallas	12	4	0	.750
* N.Y. Giants	11	5	0	.688
Philadelphia	8	8	0	.500
Phoenix	7	9	0	.438
Washington	4	12	0	.250
NFC CENTRAL	W	L	T	Pct
Detroit	10	6	0	.625
* Minnesota	9	7	0	.563
* Green Bay	9	7	0	.563
Chicago	7	9	0	.438
Tampa Bay	5	11	0	.313
NFC WEST	W	L	T	Pct
San Francisco	10	6	0	.625
New Orleans	8	8	0	.500
Atlanta	6	10	0	.375
L.A. Rams	5	11	0	.313

* Wild Card for Playoffs



1992 SEASON (10-6 REGULAR SEASON, 0-1 PLAYOFFS) • 2ND PLACE AFC CENTRAL

DATE	OPPONENT	SCORE	W/L	ATT
Sep. 6	PITTSBURGH	24-29	L	63,713
Sep. 13	at Indianapolis	20-10	W	44,851
Sep. 20	KANSAS CITY	23-20*	W	60,955
Sep. 27	SAN DIEGO	27-0	W	57,491
Oct. 4	BYE			
Oct. 11	at Cincinnati	38-24	W	54,254
Oct. 18	at Denver	21-27	L	74,827
Oct. 25	CINCINNATI	26-10	W	58,701
Nov. 1	at Pittsburgh	20-21	L	58,074
Nov. 8	CLEVELAND	14-24	L	57,348
Nov. 15	at Minnesota	17-13	W	56,726
Nov. 22	at Miami	16-19	L	63,597
Nov. 26	at Detroit	24-21	W	73,711
Dec. 7	CHICAGO	24-7	W	62,193
Dec. 13	GREEN BAY	14-16	L	57,285
Dec. 20	at Cleveland	17-14	W	59,898
Dec. 27	BUFFALO	27-3	W	61,742
Jan. 3	at Buffalo	38-41*	L	75,141

* Overtime

	TITANS	OPP
Total First Downs	339	254
Rushing	101	93
Passing	217	139
Penalty	21	22
3rd Down: Made/Att	72/170	68/194
3rd Down Pct.	42.4	35.1
4th Down: Made/Att	3/9	7/14
4th Down Pct.	33.3	50.0
Possession Avg.	31:09	28:51
Total Net Yards	5655	4211
Avg. Per Game	353.4	263.2
Total Plays	958	907
Avg. Per Play	5.9	4.6
Net Yards Rushing	1626	1634
Avg. Per Game	101.6	102.1
Total Rushes	353	412
Net Yards Passing	4029	2577
Avg. Per Game	251.8	161.1
Sacked/Yards Lost	32/202	50/321
Gross Yards	4231	2898
Att./Comp.	573/373	445/248
Completion Pct.	65.1	55.7
Had Intercepted	23	20
Punts/Average	55/45.2	68/43.2
Net Punting Avg.	55/37.3	68/38.6
Penalties/Yards	111/824	114/886
Fumbles/Ball Lost	28/12	24/11
Touchdowns	41	28
Rushing	10	6
Passing	27	20
Returns	4	2

BY PERIODS	1	2	3	4	OT	PTS
Oilers	81	75	80	113	3	352
Opponents	23	96	50	89	0	258

SCORING	TD	RU	PA	RT	PAT	FG	S	TP
Del Greco	0	0	0	0	41/41	21/27	0	104
Givins	10	0	10	0	0	0	0	60
Jeffries	9	0	9	0	0	0	0	54
White	8	7	1	0	0	0	0	48
Slaughter	4	0	4	0	0	0	0	24
L. Harris	2	0	2	0	0	0	0	12
G. Brown	1	1	0	0	0	0	0	6
Carlson	1	1	0	0	0	0	0	6
Childress	1	0	0	1	0	0	0	6
Duncan	1	0	1	0	0	0	0	6
Fuller	1	0	0	1	0	0	0	6
McDowell	1	0	0	1	0	0	0	6
Meads	1	0	0	1	0	0	0	6
Moon	1	1	0	0	0	0	0	6
Oilers	41	10	27	4	41/41	21/27	1	352
Opponents	28	6	20	2	27/28	21/26	0	258

RUSHING	No	Yds	Avg	Lg	TD
White	265	1226	4.6	44	7
Moon	27	147	5.4	23	1
G. Brown	19	87	4.6	26	1
Carlson	27	77	2.9	13	1
Givins	7	75	10.7	44	0
Slaughter	3	20	6.7	10	0
L. Harris	1	8	8.0	8	0
Tillman	1	1	1.0	1	0
Richardson	1	-1	-1.0	-1	0
Gr. Montgomery	2	-14	-7.0	0	0
Oilers	353	1626	4.6	44	10
Opponents	412	1634	4.0	67t	6

PASSING	Att	Cmp	Pct	Yards	Yds/Att	TD	Int	Lg	Sk/Yds	Rating
Moon	346	224	64.7	2521	7.29	18	12	72	16/105	89.3
Carlson	227	149	65.6	1710	7.53	9	11	65	15/90	81.2
Richardson	0	0	0.0	0	0.0	0	0	0	1/7	0
Oilers	573	373	65.1	4231	7.38	27	23	72	32/202	86.1
Opponents	445	248	55.7	2898	6.51	20	20	77t	50/321	71.9

RECEIVING	No	Yds	Avg	Lg	TD
Jeffries	90	913	10.1	47	9
Duncan	82	954	11.6	72	1
Givins	67	787	11.7	41	10
White	57	641	11.2	69t	1
Slaughter	39	486	12.5	36t	4
L. Harris	35	435	12.4	47	2
Coleman	2	10	5.0	6	0
G. Brown	1	5	5.0	5	0
Oilers	373	4231	11.3	72	27
Opponents	248	2898	11.7	77t	20

INTERCEPTIONS	No	Yds	Avg	Lg	TD
Gray	6	24	4.0	22	0
McDowell	3	52	17.3	26t	1
Dishman	3	34	11.3	17	0
Jackson	3	18	6.0	18	0
Robertson	1	27	27.0	27	0
A. Smith	1	26	26.0	26	0
Dumas	1	0	0.0	0	0
Graf	1	0	0.0	0	0
Jones	1	0	0.0	0	0
Oilers	20	181	9.1	27	1
Opponents	23	367	16.0	57	0

PUNTING	No	Yds	Avg	Net	TB	In	Lg	B
Montgomery	53	2487	46.9	37.3	9	14	66	2
Oilers	55	2487	45.2	37.3	9	14	66	2
Opponents	68	2939	43.2	38.6	6	23	65	1

PUNT RETURNS	No	FC	Yds	Avg	Lg	TD
Slaughter	20	8	142	7.1	20	0
Coleman	7	4	35	5.0	19	0
C. Harris	6	0	17	2.8	13	0
Oilers	33	12	194	5.9	20	0
Opponents	31	2	255	8.2	25	0

KICKOFF RETURNS	No	Yds	Avg	Lg	TD
Coleman	14	290	20.7	28	0
C. Harris	10	206	20.6	42	0
Tillman	10	157	15.7	33	0
Lewis	8	171	21.4	26	0
Slaughter	1	21	21.0	21	0
G. Brown	1	15	15.0	15	0
Gl. Montgomery	1	13	13.0	13	0
Flannery	1	12	12.0	12	0
Oilers	46	885	19.2	42	0
Opponents	63	989	15.7	35	0

FIELD GOALS	1-19	20-29	30-39	40-49	50+
Del Greco	3/3	8/9	5/6	4/8	1/1
Oilers	3/3	8/9	5/6	4/8	1/1
Opponents	0/0	6/7	7/8	5/7	3/4

Del Greco: (36G) (27G, 29N, 20G) (21G, 54G, 39G) (49G, 46N) (39G) (43N) (27G, 47N) (29G, 19G, 39N) () (30G) (24G, 41G, 23G, 41N) (46N, 30G) (19G) () (47G) (28G, 18G)
Opponents: (30G, 25G, 37G) (37G) (31G, 52G, 20N) () (29G, 43N) (45G, 28G) (24G) () (44G, 52N) (42G, 51G) (38G, 40G, 29G, 52G) () () (39G, 36G, 20G) (42N) (40G, 33N)

SACKS
 Childress 13.0, L. Williams 11.0, Jones 8.5, Fuller 8, Lathon 1.5, McDowell 1.5, Alm 1.0, Graf 1.0, Jackson 1.0, Lewis 1.0, Robinson 1.0, A. Smith 1.0, Gl. Montgomery 0.5
Oilers 50.0, Opponents 32.0

TACKLES (Solo-Assists-Total)
 A. Smith (68-52-120), Childress (64-26-90), J. Gray (56-15-71), McDowell (56-15-71), Robertson (39-32-71), Lathon (40-14-54), Robinson (33-21-54), Jones (34-19-53), Fuller (42-10-52), Dishman (27-13-40), Alm (24-11-35), L. Williams (24-11-35), Jackson (22-11-33), Lewis (21-6-27), Graf (13-9-22), Dumas (13-6-19), D. Smith (11-4-15), Peguee (2-6-8), Meads (2-5-7), Gl. Montgomery (5-1-6), Seale (5-0-5), T. Brown (4-1-5), Orlando (2-3-5), R. Johnson (2-3-5), Roberts (1-0-1), Veasey (1-0-1)
Oilers: (611-294-905)

USUAL STARTING LINEUP

OFFENSE
WR Haywood Jeffries (84)
 WR Webster Slaughter (89)
 Leonard Harris (83)
 LT Don Maggs (78)
LG Mike Munchak (63)
C Bruce Matthews (74)
 RG Doug Dawson (66)
 RT David Williams (73)
WR Ernest Givins (81)
WR Curtis Duncan (80)
QB Warren Moon (1)
 Cody Carlson (6)
RB Lorenzo White (44)

DEFENSE
 LE William Fuller (95)
LT Ray Childress (79)
 RT Jeff Alm (76)
 Doug Smith (99)
 RE Sean Jones (96)
 LLB Lamar Lathon (57)
MLB Al Smith (54)
 RLB Eddie Robinson (50)
 LCB Chris Dishman (28)
 RCB Jerry Gray (21)
 SS Bubba McDowell (25)
 FS Marcus Robertson (31)

SPECIALISTS
 K Al Del Greco (3)
 P Greg Montgomery (9)

Pro Bowl
 All-Pro

GM: Mike Holovak; **Head Coach:** Jack Pardee
Asst. Coaches: Kevin Gilbride (off. coord.), Jim Eddy (def. coord.), Frank Bush (LB), Frank Novak (RB), Chris Palmer (WR), Richard Smith (ST/asst. OL), Jim Stanley (DL), Steve Watterson (strength & rehab.), Gregg Williams (qual. control coord.), Bob Young (OL)

AMERICAN FOOTBALL CONFERENCE STANDINGS

AFC EAST	W	L	T	Pct
Miami	11	5	0	.688
* Buffalo	11	5	0	.688
Indianapolis	9	7	0	.563
N.Y. Jets	4	12	0	.250
New England	2	14	0	.125
AFC CENTRAL	W	L	T	Pct
Pittsburgh	11	5	0	.688
* Houston	10	6	0	.625
Cleveland	7	9	0	.438
Cincinnati	5	11	0	.313
AFC WEST	W	L	T	Pct
San Diego	11	5	0	.688
* Kansas City	10	6	0	.625
Denver	8	8	0	.500
L.A. Raiders	7	9	0	.438
Seattle	2	14	0	.125

NATIONAL FOOTBALL CONFERENCE STANDINGS

NFC EAST	W	L	T	Pct
Dallas	13	3	0	.813
* Philadelphia	11	5	0	.688
* Washington	9	7	0	.563
N.Y. Giants	6	10	0	.375
Phoenix	4	12	0	.250
NFC CENTRAL	W	L	T	Pct
Minnesota	11	5	0	.688
Green Bay	9	7	0	.563
Tampa Bay	5	11	0	.313
Chicago	5	11	0	.313
Detroit	5	11	0	.313
NFC WEST	W	L	T	Pct
San Francisco	14	2	0	.875
* New Orleans	12	4	0	.750
Atlanta	6	10	0	.375
L.A. Rams	6	10	0	.375

* Wild Card for Playoffs



1990 SEASON (9-7 REGULAR SEASON, 0-1 PLAYOFFS) • 1ST PLACE AFC CENTRAL (TIED)

DATE	OPPONENT	SCORE	W/L	ATT
Sep. 9	at Atlanta	27-47	L	56,222
Sep. 16	at Pittsburgh	9-20	L	54,814
Sep. 23	INDIANAPOLIS	24-10	W	50,093
Sep. 30	at San Diego	17-7	W	48,762
Oct. 7	SAN FRANCISCO	21-24	L	59,931
Oct. 14	CINCINNATI	48-17	W	53,501
Oct. 21	NEW ORLEANS	23-10	W	57,908
Oct. 28	NY JETS	12-17	L	56,337
Nov. 4	at L.A. Rams	13-17	L	52,628
Nov. 11	BYE			
Nov. 18	at Cleveland	35-23	W	76,726
Nov. 26	BUFFALO	27-24	W	60,130
Dec. 2	at Seattle	10-13*	L	57,592
Dec. 9	CLEVELAND	58-14	W	54,469
Dec. 16	at Kansas City	27-10	W	61,756
Dec. 23	at Cincinnati	20-40	L	60,044
Dec. 30	PITTSBURGH	34-14	W	56,906
Jan. 6	at Cincinnati	14-41	L	60,012

	TITANS	OPP
Total First Downs	376	279
Rushing	97	88
Passing	251	160
Penalty	28	31
3rd Down: Made/Att	94/180	69/177
3rd Down Pct.	52.2	39.0
4th Down: Made/Att	3/12	6/13
4th Down Pct.	25.0	46.2
Possession Avg.	31:35	28:25
Total Net Yards	6222	4635
Avg. Per Game	388.9	289.7
Total Plays	1006	890
Avg. Per Play	6.2	5.2
Net Yards Rushing	1417	1575
Avg. Per Game	88.6	98.4
Total Rushes	328	392
Net Yards Passing	4805	3060
Avg. Per Game	300.3	191.3
Sacked/Yards Lost	39/267	38/272
Gross Yards	5072	3332
Att./Comp.	639/399	460/267
Completion Pct.	62.4	58.0
Had Intercepted	15	21
Punts/Average	34/45.0	62/38.7
Net Punting Avg.	34/36.6	62/35.0
Penalties/Yards	135/1009	134/1015
Fumbles/Ball Lost	34/21	22/12
Touchdowns	49	37
Rushing	10	12
Passing	37	18
Returns	2	7

BY PERIODS	1	2	3	4	OT	PTS
Oilers	83	152	70	100	0	405
Opponents	54	95	71	84	3	307

SCORING	TD	RU	PA	RT	PAT	FG	S	TP
White	12	8	4	0			0	72
Garcia	0	0	0	0	26/28	14/20	0	68
Givins	9	0	9	0			0	54
Jeffries	8	0	8	0			0	48
Zendejas	0	0	0	0	20/21	7/12	0	41
T. Jones	6	0	6	0			0	36
Hill	5	0	5	0			0	30
Harris	3	0	3	0			0	18
Moon	2	2	0	0			0	12
Duncan	1	0	1	0			0	6
Ford	1	0	1	0			0	6
R. Johnson	1	0	0	1			0	6
Kinard	1	0	0	1			0	6
Childress	0	0	0	0			1	2
Oilers	49	10	37	2	46/49	21/32	1	405
Opponents	37	12	18	7	34/37	17/21	0	307

RUSHING	No	Yds	Avg	Lg	TD
White	168	702	4.2	22	8
Pinkett	66	268	4.1	19	0
Moon	55	215	3.9	17	2
V. Jones	14	75	5.4	14	0
Givins	3	65	21.7	31	0
Carlson	11	52	4.7	16	0
Rozier	10	42	4.2	11	0
T. Jones	1	-2	-2.0	-2	0
Oilers	328	1417	4.3	31	10
Opponents	392	1575	4.0	56t	12

PASSING	Att	Cmp	Pct	Yards	Yds/Att	TD	Int	Lg	Sk/Yds	Rating
Moon	584	362	62.0	4689	8.03	33	13	87t	36/252	96.8
Carlson	55	37	67.3	383	6.96	4	2	53t	3/15	96.3
Oilers	639	399	62.4	5072	7.94	37	15	87t	39/267	96.7
Opponents	460	267	58.0	3332	7.24	18	21	78t	38/272	74.7

RECEIVING	No	Yds	Avg	Lg	TD
Jeffries	74	1048	14.2	87t	8
Hill	74	1019	13.8	57	5
Givins	72	979	13.6	80t	9
Duncan	66	785	11.9	37t	1
White	39	368	9.4	29	4
T. Jones	30	409	13.6	47	6
Harris	13	172	13.2	42t	3
Pinkett	11	85	7.7	38	0
Ford	10	98	9.8	24	1
McNeil	5	63	12.6	16	0
Rozier	5	46	9.2	24	0
Oilers	399	5072	12.7	87t	37
Opponents	267	3332	12.5	78t	18

INTERCEPTIONS	No	Yds	Avg	Lg	TD
R. Johnson	8	100	12.5	35	1
Kinard	4	75	18.8	47	0
Dishman	4	50	12.5	42	0
McDowell	2	11	5.5	11	0
Meads	1	32	32.0	32	0
Allen	1	27	27.0	27	0
Knight	1	0	0	0	0
Oilers	21	295	14.0	47	1
Opponents	15	237	15.8	82t	2

PUNTING	No	Yds	Avg	Net	TB	In	Lg	B
Montgomery	34	1530	45.0	36.6	5	7	60	0
Oilers	34	1530	45.0	36.6	5	7	60	0
Opponents	62	2402	38.7	35.0	3	20	55	1

PUNT RETURNS	No	FC	Yds	Avg	Lg	TD
McNeil	30	20	172	5.7	26	0
Duncan	0	1	0	--	0	0
Oilers	30	21	172	5.7	26	0
Opponents	23	0	186	7.1	52t	1

KICKOFF RETURNS	No	Yds	Avg	Lg	TD
McNeil	27	551	20.4	64	0
Ford	14	219	15.6	23	0
Pinkett	4	91	22.8	28	0
Norgard	2	0	0.0	0	0
Oilers	47	861	18.3	64	0
Opponents	71	1329	18.7	101t	1

FIELD GOALS	1-19	20-29	30-39	40-49	50+
Garcia	0/0	5/5	4/5	5/7	0/3
Zendejas	0/0	2/3	3/5	2/4	0/0
Oilers	0/0	7/8	7/10	7/11	0/3
Opponents	1/1	5/6	8/8	2/4	1/2

Garcia: () () () () () () (42G, 40N, 49G, 52N) (22G, 31G) (51N) (25G, 36G) (29G) (45G) (32G, 39N, 26G) (29G, 36G, 42N) (50N, 47G, 45G)

Zendejas: () (49N, 42N) (36N, 30G) (36N, 27N, 34G) () (22G, 23G) (43G, 45G, 33G) () () () () () ()

Opponents: (39G, 39G, 36G, 51G) (31G, 27G) (33G) (27N, 45N) (23G) (29G) (20G, 40B) (32G) (19G) (22G) (43G) (39G, 42G) () (35G,) (52N)

SACKS
S. Jones 12.5, Childress 8.0, Fuller 8.0, E. Johnson 2.5, Meads 2.5, D. Smith 2.0, A. Smith 1.0, Alm 0.5, McDowell 0.5, Gl. Montgomery 0.5
Oilers 38.0, Opponents 39.0

TACKLES (Solo-Assists-Total)
A. Smith (75-26-101), Meads (65-30-95), Childress (65-20-85), McDowell (55-26-81), Kinard (52-22-74), R. Johnson (54-16-70), Grimsley (35-29-64), Dishman (42-16-58), S. Jones (34-22-56), Fuller (31-19-50), Knight (22-12-34), D. Smith (18-14-32), E. Johnson (16-16-32), Brown (23-6-29), Allen (15-2-17), Lathon (8-2-10), Alm (6-3-9), Gl. Montgomery (6-1-7), Fairs (5-2-7), Orlando (1-2-3), Thomas (2-0-2), Lyles (2-0-2)
Team Totals: 632-286-918

USUAL STARTING LINEUP

OFFENSE
WR Haywood Jeffries (84)
WR **Drew Hill (85)**
LT Don Maggs (78)
LG **Mike Munchak (63)**
C Jay Pennison (52)
RG **Bruce Matthews (74)**
RT David Williams (73)
DEAN Dean Steinkuhler (70)
WR **Ernest Givins (81)**
WR Curtis Duncan (80)
QB **Warren Moon (1)**
RB Lorenzo White (44)

DEFENSE
LE William Fuller (95)
LT **Ray Childress (79)**
RT Doug Smith (99)
RE Sean Jones (96)
LLB John Grimsley (59)
MLB Al Smith (54)
RLB Johnny Meads (91)
LCB Cris Dishman (28)
RCB Richard Johnson (23)
SS Bubba McDowell (25)
FS Terry Kinard (27)

SPECIALISTS
K Teddy Garcia (8)
P Tony Zendejas (7)
P Greg Montgomery (9)

Pro Bowl
[All-Pro](#)

GM: Mike Holovak; **Head Coach:** Jack Pardee
Asst. Coaches: Kevin Gilbride (off. coord.), Jim Eddy (def. coord.), Frank Novak (RB), Chris Palmer (WR), Richard Smith (ST/LB), Jim Stanley (DL), Pat Thomas (DB), Steve Watterson (strength & rehab.), Bob Young (OL)

AMERICAN FOOTBALL CONFERENCE STANDINGS

AFC EAST	W	L	T	Pct
Buffalo	13	3	0	.813
* Miami	12	4	0	.750
Indianapolis	7	9	0	.438
N.Y. Jets	6	10	0	.375
New England	1	15	0	.063

AFC CENTRAL	W	L	T	Pct
Cincinnati	9	7	0	.563
* Houston	9	7	0	.563
Pittsburgh	9	7	0	.563
Cleveland	3	13	0	.188

AFC WEST	W	L	T	Pct
L.A. Raiders	12	4	0	.750
* Kansas City	11	5	0	.688
Seattle	9	7	0	.563
San Diego	6	10	0	.375
Denver	5	11	0	.313

NATIONAL FOOTBALL CONFERENCE STANDINGS

NFC EAST	W	L	T	Pct
N.Y. Giants	13	3	0	.813
* Philadelphia	10	6	0	.625
* Washington	10	6	0	.625
Dallas	7	9	0	.438
Phoenix	5	11	0	.313

NFC CENTRAL	W	L	T	Pct
Chicago	11	5	0	.688
Tampa Bay	6	10	0	.375
Detroit	6	10	0	.375
Green Bay	6	10	0	.375
Minnesota	6	10	0	.375

NFC WEST	W	L	T	Pct
San Francisco	14	2	0	.875
* New Orleans	8	8	0	.500
L.A. Rams	5	11	0	.313
Atlanta	5	11	0	.313

* Wild Card for Playoffs

1989 SEASON (9-7 REGULAR SEASON, 0-1 PLAYOFFS) • 2ND PLACE AFC CENTRAL (TIED)

DATE	OPPONENT	SCORE	W/L	ATT
Sep. 10	at Minnesota	7-38	L	54,015
Sep. 17	at San Diego	34-27	W	42,013
Sep. 24	BUFFALO	41-47*	L	57,278
Oct. 1	MIAMI	39-7	W	53,326
Oct. 8	at New England	13-23	L	59,828
Oct. 15	at Chicago	33-28	W	64,383
Oct. 22	PITTSBURGH	27-0	W	59,091
Oct. 29	at Cleveland	17-28	L	78,765
Nov. 5	DETROIT	35-31	W	48,056
Nov. 13	CINCINNATI	26-24	W	60,694
Nov. 19	L.A. RAIDERS	23-7	W	59,198
Nov. 26	at Kansas City	0-34	L	51,342
Dec. 3	at Pittsburgh	23-16	W	40,541
Dec. 10	TAMPA BAY	20-17	W	54,532
Dec. 17	at Cincinnati	7-61	L	47,510
Dec. 23	CLEVELAND	20-24	L	58,852
Dec. 31	PITTSBURGH	23-26*	L	58,306

* Overtime

	TITANS	OPP
Total First Downs	327	314
Rushing	112	119
Passing	185	165
Penalty	30	30
3rd Down: Made/Att	83/203	87/191
3rd Down Pct.	40.9	45.5
4th Down: Made/Att	10/14	10/13
4th Down Pct.	71.4	76.9
Possession Avg.	31:59	28:01
Total Net Yards	5427	5211
Avg. Per Game	339.2	325.7
Total Plays	1028	940
Avg. Per Play	5.3	5.5
Net Yards Rushing	1928	1669
Avg. Per Game	120.5	104.3
Total Rushes	495	437
Net Yards Passing	3499	3542
Avg. Per Game	218.7	221.4
Sacked/Yards Lost	37/287	36/277
Gross Yards	3786	3819
Att./Comp.	496/295	467/269
Completion Pct.	59.5	57.6
Had Intercepted	16	21
Punts/Average	58/41.8	56/37.6
Net Punting Avg.	56/36.1	56/34.0
Penalties/Yards	149/1153	109/903
Fumbles/Ball Lost	39/17	25/16
Touchdowns	41	52
Rushing	16	20
Passing	23	28
Returns	2	4

BY PERIODS	1	2	3	4	OT	PTS
Oilers	50	128	85	102	0	365
Opponents	95	106	97	108	6	412

SCORING	TD	RU	PA	RT	PAT	FG	S	TP
Zendejas	0	0	0	0	40/40	25/37	0	115
Hill	8	0	8	0			0	48
Highsmith	6	4	2	0			0	36
Duncan	5	0	5	0			0	30
White	5	5	0	0			0	30
Moon	4	4	0	0			0	24
Givins	3	0	3	0			0	18
Harris	2	0	2	0			0	12
Jeffries	2	0	2	0			0	12
Pinkett	2	2	0	0			0	12
Rozier	2	2	0	0			0	12
Dishman	1	0	0	1			0	6
Seale	1	0	0	1			0	6
McDowell	0	0	0	0			1	2
Oilers	41	16	23	2	40/40	25/37	2	365
Opponents	52	20	28	4	49/50	17/21	0	412

RUSHING	No	Yds	Avg	Lg	TD
Highsmith	128	531	4.1	25	4
Pinkett	94	449	4.8	60	1
White	104	349	3.4	33	5
Rozier	88	301	3.4	17	2
Moon	70	268	3.8	19	4
Montgomery	3	17	5.7	11	0
T. Johnson	4	16	4.0	8	0
Duncan	1	0	0.0	0	0
Carlson	3	-3	-1.0	0	0
Oilers	495	1928	3.9	60	16
Opponents	437	1669	3.8	58t	20

PASSING	Att	Cmp	Pct	Yards	Yds/Att	TD	Int	Lg	Sk/Yds	Rating
Moon	464	280	60.3	3631	7.83	23	14	55	35/267	88.9
Carlson	31	15	48.4	155	5.00	0	1	23	2/20	49.8
Zendejas	1	0	0.0	0	0.00	0	1	0	0/0	0.0
Oilers	496	295	59.5	3786	7.63	23	16	55	37/287	85.5
Opponents	467	269	57.6	3819	8.18	28	21	80t	36/277	85.4

RECEIVING	No	Yds	Avg	Lg	TD
Hill	66	938	14.2	50	8
Givins	55	794	14.4	48	3
Jeffries	47	619	13.2	45t	2
Duncan	43	613	14.3	55	5
Pinkett	31	239	7.7	23	1
Highsmith	18	201	11.2	32	2
Harris	13	202	15.5	36	2
White	6	37	6.2	11	0
Verhulst	4	48	12.0	21	0
Jackson	4	31	7.8	18	0
Rozier	4	28	7.0	8	0
Mrosko	3	28	9.3	14	0
T. Johnson	1	8	8.0	8	0
Oilers	295	3786	12.8	55	23
Opponents	269	3819	14.2	80t	28

INTERCEPTIONS	No	Yds	Avg	Lg	TD
Brown	5	54	10.8	41	0
Lyles	4	66	16.5	48	0
McDowell	4	65	16.3	21	0
Dishman	4	31	7.8	31	0
Eaton	3	33	11.0	20	0
R. Johnson	1	0	0.0	0	0
Donaldson	0	14	--	14	0
Oilers	21	263	12.5	48	0
Opponents	16	171	10.7	43	0

PUNTING	No	Yds	Avg	Net	TB	In	Lg	B
Montgomery	56	2422	43.3	36.1	7	15	63	2
Oilers	56	2422	41.8	36.1	7	15	63	2
Opponents	56	2107	37.6	34.0	4	10	55	3

PUNT RETURNS	No	FC	Yds	Avg	Lg	TD
K. Johnson	19	21	122	6.4	19	0
Oilers	19	21	122	6.4	19	0
Opponents	24	7	191	8.0	28	0

KICKOFF RETURNS	No	Yds	Avg	Lg	TD
K. Johnson	21	372	17.7	39	0
White	17	303	17.8	29	0
Harris	14	331	23.6	63	0
T. Johnson	13	224	17.2	27	0
Mrosko	3	46	15.3	19	0
Williams	2	8	4.0	8	0
Fairs	1	1	1.0	1	0
Lyles	1	0	0.0	0	0
Gl. Montgomery	1	0	0.0	0	0
Verhulst	1	0	0.0	0	0
Oilers	74	1285	17.4	63	0
Opponents	59	1024	17.4	97t	1

FIELD GOALS	1-19	20-29	30-39	40-49	50+
Zendejas	1/1	8/9	9/14	5/11	2/2
Oilers	1/1	8/9	9/14	5/11	2/2
Opponents	2/2	3/3	9/10	3/5	0/1

Zendejas: () (24G, 47N, 32G, 44N, 24N) (26G, 47B, 52G, 37N) (32G, 40G, 32G) (46G, 22G), (27G, 19G, 42N) (41G, 31N, 51G, 41N) (23G) () (32G, 42G, 37G, 28G) (20G, 20G, 46G) (39N) (37N) (30G, 37G) (32N) (30G, 48G, 37G)
Opponents: (35G, 51N) () (43G, 26G) () (30G, 45N, 34G, 43G) () () (47G) (38G) () (31G, 39B, 34G) (18G, 37G, 18G) (21G, 48N) (27G, 30G) (32G)

SACKS
 Childress 8.5, Fuller 6.5, Jones 6.0, Meads 4.0, Brown 3.0, Fairs 2.5, Lyles 2.0, Gl. Montgomery 1.5, McDowell 1.0, D. Smith 1.0
Oilers 36.0, Opponents 37.0

TACKLES (Solo-Assists-Total)
 Grimsley (72-30-102), McDowell (63-25-88), A. Smith (47-25-72), Lyles (43-22-65), Brown (49-14-63), Donaldson (35-27-62), Meads (35-26-61), Childress (38-19-57), Allen (47-6-53), Eaton (26-18-44), Fuller (31-11-42), Jones (21-14-35), Fairs (22-11-33), Dishman (27-3-30), Byrd (20-10-30), D. Smith (17-6-23), R. Johnson (17-5-22), Kozak (9-1-10), Bell (3-0-3), Brantley (2-1-3)
Team Totals: 651-293-944

USUAL STARTING LINEUP

OFFENSE
 WR Drew Hill (85)
 LT Bruce Davis (77)
LG Mike Munchak (63)
 C Jay Pennison (52)
RG Bruce Matthews (74)
 RT Dean Steinkuhler (70)
 TE Bob Mrosko (87)
 WR Ernest Givins (81)
QB Warren Moon (1)
 RB Mike Rozier (30)
 FB Alonzo Highsmith (32)

DEFENSE
 LE Ray Childress (79)
 NT Doug Smith (99)
 RE Richard Byrd (71)
 Sean Jones (96)
 OLB Robert Lyles (93)
 ILB John Grimsley (59)
 ILB Al Smith (54)
 OLB Johnny Meads (91)
 LCB Steve Brown (24)
 RCB Patrick Allen (29)
 SS Bubba McDowell (25)
 FS Jeff Donaldson (31)

SPECIALISTS
 K Tony Zendejas (7)
 P Greg Montgomery (9)

Pro Bowl
 All-Pro

GM: Mike Holovak; **Head Coach:** Jerry Glanville
Asst. Coaches: Kevin Gilbride (QB), Kim Helton (OL), Frank Novak (RB), Floyd Reese (LB), Nick Saban (DB), Ray Sherman (WR), Doug Shively (DL), Richard Smith (ST/TE), Steve Watterson (strength & rehab.)

AMERICAN FOOTBALL CONFERENCE STANDINGS

AFC EAST	W	L	T	Pct
Buffalo	9	7	0	.563
Indianapolis	8	8	0	.500
Miami	8	8	0	.500
New England	5	11	0	.313
N.Y. Jets	4	12	0	.250

AFC CENTRAL	W	L	T	Pct
Cleveland	9	6	1	.594
* Houston	9	7	0	.563
* Pittsburgh	9	7	0	.563
Cincinnati	8	8	0	.500

AFC WEST	W	L	T	Pct
Denver	11	5	0	.688
Kansas City	8	7	1	.531
L.A. Raiders	8	8	0	.500
Seattle	7	9	0	.438
San Diego	6	10	0	.375

NATIONAL FOOTBALL CONFERENCE STANDINGS

NFC EAST	W	L	T	Pct
N.Y. Giants	12	4	0	.750
* Philadelphia	11	5	0	.688
Washington	10	6	0	.625
Phoenix	5	11	0	.313
Dallas	1	15	0	.063

NFC CENTRAL	W	L	T	Pct
Minnesota	10	6	0	.625
Green Bay	10	6	0	.625
Detroit	7	9	0	.438
Chicago	6	10	0	.375
Tampa Bay	5	11	0	.313

NFC WEST	W	L	T	Pct
San Francisco	14	2	0	.875
* L.A. Rams	11	5	0	.688
New Orleans	9	7	0	.563
Atlanta	3	13	0	.188

* Wild Card for Playoffs

1988 SEASON (10-6 REGULAR SEASON, 1-1 PLAYOFFS) • 2ND PLACE AFC CENTRAL (TIED)

DATE	OPPONENT	SCORE	W/L	ATT
Sep. 4	at Indianapolis	17-14*	W	57,251
Sep. 11	L.A. RAIDERS	38-35	W	46,050
Sep. 18	at NY Jets	3-45	L	64,683
Sep. 25	NEW ENGLAND	31-6	W	38,646
Oct. 2	at Philadelphia	23-32	L	64,692
Oct. 9	KANSAS CITY	7-6	W	39,134
Oct. 16	at Pittsburgh	34-14	W	52,229
Oct. 23	at Cincinnati	21-44	L	54,659
Oct. 30	WASHINGTON	41-17	W	48,781
Nov. 7	CLEVELAND	24-17	W	51,467
Nov. 13	at Seattle	24-27	L	60,446
Nov. 20	PHOENIX	38-20	W	43,843
Nov. 24	at Dallas	25-17	W	50,845
Dec. 4	PITTSBURGH	34-37	L	47,791
Dec. 11	CINCINNATI	41-6	W	50,269
Dec. 18	at Cleveland	23-28	L	74,610
Dec. 24	at Cleveland	24-23	W	74,977
Jan. 1	at Buffalo	10-17	L	79,532

* Overtime

	TITANS	OPP
Total First Downs	308	304
Rushing	141	94
Passing	148	170
Penalty	19	40
3rd Down: Made/Att	84/202	82/207
3rd Down Pct.	41.6	39.6
4th Down: Made/Att	7/13	8/14
4th Down Pct.	53.8	57.1
Possession Avg.	31:11	28:49
Total Net Yards	5205	4858
Avg. Per Game	325.3	303.6
Total Plays	1010	985
Avg. Per Play	5.2	4.9
Net Yards Rushing	2249	1592
Avg. Per Game	140.6	99.5
Total Rushes	558	431
Net Yards Passing	2956	3266
Avg. Per Game	184.8	204.1
Sacked/Yards Lost	24/210	42/353
Gross Yards	3166	3619
Att./Comp.	428/218	512/281
Completion Pct.	50.9	54.9
Had Intercepted	18	22
Punts/Average	65/38.8	80/37.2
Net Punting Avg.	65/34.1	80/31.9
Penalties/Yards	125/1150	118/947
Fumbles/Ball Lost	33/17	33/20
Touchdowns	51	46
Rushing	26	20
Passing	21	22
Returns	4	4

BY PERIODS	1	2	3	4	OT	PTS
Oilers	84	137	100	100	3	424
Opponents	85	112	71	97	0	365

SCORING	TD	RU	PA	RT	PAT	FG	S	TP
Zendejas	0	0	0	0	48/50	22/34	0	114
Rozier	11	10	1	0	0	0	0	66
Hill	10	0	10	0	0	0	0	60
Pinkett	9	7	2	0	0	0	0	54
Givins	5	0	5	0	0	0	0	30
Moon	5	5	0	0	0	0	0	30
Highsmith	2	2	0	0	0	0	0	12
Brown	1	0	0	1	0	0	0	6
Bryant	1	0	0	1	0	0	0	6
Carlson	1	1	0	0	0	0	0	6
Dishman	1	0	0	1	0	0	0	6
Drewrey	1	0	1	0	0	0	0	6
Duncan	1	0	1	0	0	0	0	6
Jeffries	1	0	1	0	0	0	0	6
Pease	1	1	0	0	0	0	0	6
White	1	0	0	1	0	0	0	6
Fairs	0	0	0	0	1	2	0	2
Seale	0	0	0	0	0	1	2	2
Oilers	51	26	21	4	48/50	22/34	2	424
Opponents	46	20	22	4	43/46	14/18	2	365

RUSHING	No	Yds	Avg	Lg	TD
Rozier	251	1002	4.0	28	10
Pinkett	122	513	4.2	27	7
Highsmith	94	466	5.0	42	2
White	31	115	3.7	16	0
Moon	33	88	2.7	14	5
Carlson	12	36	3.0	10	1
Givins	4	26	6.5	10	0
Tillman	3	5	1.7	2	0

PASSING	Att	Cmp	Pct	Yards	Yds/Att	TD	Int	Lg	Sk/Yds	Rating
Moon	294	160	54.4	2327	7.91	17	8	57t	12/120	88.4
Carlson	112	52	46.4	775	6.92	4	6	51t	10/72	59.2
Pease	22	6	27.3	64	2.91	0	4	21	2/18	0.0
Oilers	428	218	50.9	3166	7.40	21	18	57t	24/210	74.2
Opponents	512	281	54.9	3619	7.07	22	22	80t	42/353	73.7

Pease	8	-2	-0.3	4t	1
Oilers	558	2249	4.0	42	26
Opponents	431	1592	3.7	44t	20

RECEIVING	No	Yds	Avg	Lg	TD
Hill	72	1141	15.8	57t	10
Givins	60	976	16.3	46	5
Duncan	22	302	13.7	36	1
Highsmith	12	131	10.9	28	0
Pinkett	12	114	9.5	51t	2
Drewrey	11	172	15.6	55	1
Rozier	11	99	9.0	18	1
Harris	10	136	13.6	42	0
Williams	6	46	7.7	10	0
Jeffries	2	49	24.5	42	1
Oilers	218	3166	14.5	57t	21
Opponents	281	3619	12.9	80t	22

INTERCEPTIONS	No	Yds	Avg	Lg	TD
Donaldson	4	29	7.3	23	0
Bryant	3	56	18.7	36t	1
R. Johnson	3	0	0.0	0	0
Brown	2	48	24.0	44t	1
Lyles	2	3	1.5	3	0
K. Johnson	1	51	51.0	51	0
Seale	1	46	46.0	46	0
Allen	1	23	23.0	21	0
D. Smith	1	20	20.0	20	0
Fuller	1	9	9.0	9	0
Grimsley	1	9	9.0	9	0
Bostic	1	7	7.0	7	0
Byrd	1	1	1.0	1	0
Oilers	22	302	13.7	51	2
Opponents	18	289	16.1	73	1

PUNTING	No	Yds	Avg	Net	TB	In	Lg	B
Montgomery	65	2523	38.8	34.1	5	12	61	0
Oilers	65	2523	38.8	34.1	5	12	61	0
Opponents	80	2973	37.2	31.9	10	14	60	5

PUNT RETURNS	No	FC	Yds	Avg	Lg	TD
K. Johnson	30	6	170	5.7	16	0
Duncan	4	2	47	11.8	26	0
Drewrey	2	2	8	4.0	8	0
Oilers	36	10	225	6.3	26	0
Opponents	35	9	206	5.9	18	0

KICKOFF RETURNS	No	Yds	Avg	Lg	TD
Harris	34	678	19.9	56	0
White	8	196	24.5	90t	1
Pinkett	7	137	19.6	29	0
K. Johnson	6	157	26.2	56	0
Donaldson	1	5	5.0	5	0
Drewrey	1	10	10.0	10	0
Duncan	1	34	34.0	34	0
R. Johnson	1	2	2.0	2	0
Tillman	1	13	13.0	13	0
Oilers	60	1232	20.5	90t	1
Opponents	69	1362	19.7	92t	1

FIELD GOALS	1-19	20-29	30-39	40-49	50+
Zendejas	1/1	3/5	7/8	9/16	2/4
Oilers	1/1	3/5	7/8	9/16	2/4
Opponents	0/0	4/4	1/2	8/10	1/2

Zendejas: (47B, 26N, 35G), (19G) (30G, 26N, 48N) (46N, 46N, 49G) () (37N, 50N) (50G, 27G) (45N) (41G, 39G) (52N, 47G) (52G) (46N, 37G) (28G, 49G, 47G, 22G) (36G, 41G, 41N) (43G, 48G) (39G, 42G, 35G)

Opponents: (57N) (48N) (47G) () (22G, 39G, 41G) (28G, 51G) () () (46G) (40G) (40G, 46G) () (29G) (39N, 45G, 48B) (45G, 27G) ()

SACKS
Childress 8.5, Fuller 8.5, Meads 8.0, S. Jones 7.5, D. Smith 3.0, Bostic 2.0, Lyles 1.5, Grimsley 1.0, Mikolas 1.0, Seale 1.0
Oilers 42.0, Opponents 24.0

TACKLES (Solo-Assists-Total)
Grimsley (66-45-111), A. Smith (57-39-96), Lyles (58-34-92), Donaldson (53-34-87), Bostic (47-23-70), Meads (43-21-64), Brown (46-17-63), Childress (45-15-60), Fuller (40-16-56), R. Johnson (31-13-44), Allen (33-6-39), S. Jones (22-15-37), Byrd (25-11-36), D. Smith (22-13-35), Seale (14-5-19), Bryant (7-8-15), Dishman (12-0-12), K. Johnson (7-2-9), Fairs (8-0-8), Banks (4-0-4), W. Johnson (2-1-3), Mikolas (1-0-1), Loveall (1-0-1), Caston (0-1-1)
Team Totals: 644-319-963

USUAL STARTING LINEUP

OFFENSE

WR Drew Hill (85)
LT Bruce Davis (77)
LG Mike Munchak (63)
C Jay Pennison (52)
RG Bruce Matthews (74)
RT Dean Steinkuhler (70)
TE Jamie Williams (87)
WR Ernest Givins (81)
QB Warren Moon (1)
RB Mike Rozier (30)
FB Alonzo Highsmith (32)

DEFENSE

LE Ray Childress (79)
NT Doug Smith (99)
Richard Byrd (71)
RE William Fuller (95)
OLB Robert Lyles (93)
ILB John Grimsley (59)
ILB Al Smith (54)
OLB Johnny Meads (91)
LCB Steve Brown (24)
RCB Patrick Allen (29)
SS Keith Bostic (25)
FS Jeff Donaldson (31)

SPECIALISTS

K Tony Zendejas (7)
P Greg Montgomery (9)

Pro Bowl

All-Pro

GM: Ladd Herzog; Head Coach: Jerry Glanville
Asst. Coaches: Kim Helton (OL), Milt Jackson (WR), June Jones (QB), Floyd Reese (LB), Nick Saban (DB), Ray Sherman (RB), Doug Shively (DL), Richard Smith (ST/TE), Steve Watterson (strength & rehab.)

AMERICAN FOOTBALL CONFERENCE STANDINGS

AFC EAST	W	L	T	Pct
Buffalo	12	4	0	.750
Indianapolis	9	7	0	.563
New England	9	7	0	.563
N.Y. Jets	8	7	1	.531
Miami	6	10	0	.375
AFC CENTRAL	W	L	T	Pct
Cincinnati	12	4	0	.750
* Cleveland	10	6	0	.625
* Houston	10	6	0	.625
Pittsburgh	5	11	0	.313
AFC WEST	W	L	T	Pct
Seattle	9	7	0	.563
Denver	8	8	0	.500
L.A. Raiders	7	9	0	.438
San Diego	6	10	0	.375
Kansas City	4	11	1	.281

NATIONAL FOOTBALL CONFERENCE STANDINGS

NFC EAST	W	L	T	Pct
Philadelphia	10	6	0	.625
N.Y. Giants	10	6	0	.625
Washington	7	9	0	.438
Phoenix	7	9	0	.438
Dallas	3	13	0	.188
NFC CENTRAL	W	L	T	Pct
Chicago	12	4	0	.750
* Minnesota	11	5	0	.688
Tampa Bay	5	11	0	.313
Detroit	4	12	0	.250
Green Bay	4	12	0	.250
NFC WEST	W	L	T	Pct
San Francisco	10	6	0	.625
* L.A. Rams	10	6	0	.625
New Orleans	10	6	0	.625
Atlanta	5	11	0	.313

* Wild Card for Playoffs



1986 SEASON (5-II REGULAR SEASON, 0-0 PLAYOFFS) • 4TH PLACE AFC CENTRAL

DATE	OPPONENT	SCORE	W/L	ATT
Sep. 7	at Green Bay	31-3	W	54,065
Sep. 14	CLEVELAND	20-23	L	46,049
Sep. 21	at Kansas City	13-27	L	43,699
Sep. 29	PITTSBURGH	16-22*	L	42,001
Oct. 5	at Detroit	13-24	L	41,960
Oct. 12	CHICAGO	7-20	L	46,026
Oct. 19	at Cincinnati	28-31	L	53,844
Oct. 26	L.A. RAIDERS	17-28	L	41,641
Nov. 2	at Miami	7-28	L	43,804
Nov. 9	CINCINNATI	32-28	W	32,130
Nov. 16	at Pittsburgh	10-21	L	49,724
Nov. 23	INDIANAPOLIS	31-17	W	31,792
Nov. 30	at Cleveland	10-13*	L	62,309
Dec. 7	at San Diego	0-27	L	40,103
Dec. 14	MINNESOTA	23-10	W	32,738
Dec. 21	BUFFALO	16-7	W	31,409

* Overtime

	TITANS	OPP
Total First Downs	299	285
Rushing	101	102
Passing	179	137
Penalty	19	46
3rd Down: Made/Att	88/233	79/223
3rd Down Pct.	37.8	35.4
4th Down: Made/Att	4/13	6/12
4th Down Pct.	30.8	50.0
Possession Avg.	30:33	29:27
Total Net Yards	5149	5034
Avg. Per Game	321.8	314.6
Total Plays	1089	1054
Avg. Per Play	4.7	4.8
Net Yards Rushing	1700	2035
Avg. Per Game	106.3	127.2
Total Rushes	490	532
Net Yards Passing	3449	2999
Avg. Per Game	215.6	187.4
Sacked/Yards Lost	48/394	32/201
Gross Yards	3843	3200
Att./Comp.	551/288	490/228
Completion Pct.	52.3	46.5
Had Intercepted	31	16
Punts/Average	89/41.1	94/39.5
Net Punting Avg.	89/35.7	94/33.3
Penalties/Yards	121/1018	85/674
Fumbles/Ball Lost	28/12	31/16
Touchdowns	30	39
Rushing	13	13
Passing	14	25
Returns	3	1

BY PERIODS	1	2	3	4	OT	PTS
Oilers	57	70	71	76	0	274
Opponents	37	131	71	81	9	329

SCORING	TD	RU	PA	RT	PAT	FG	S	TP
Zendejas	0	0	0	0	28/29	22/27	0	94
D. Hill	5	0	5	0	0	0	0	30
Wallace	5	3	2	0	0	0	0	30
Givins	4	1	3	0	0	0	0	24
Rozier	4	4	0	0	0	0	0	24
Pinkett	3	2	1	0	0	0	0	18
Moon	2	2	0	0	0	0	0	12
Woolfolk	2	0	2	0	0	0	0	12
Donaldson	1	0	0	1	0	0	0	6
Lyles	1	0	0	1	0	0	0	6
Moriarty	1	1	0	0	0	0	0	6
Munchak	1	0	0	1	0	0	0	6
J. Williams	1	0	1	0	0	0	0	6
Oilers	30	13	14	3	28/29	22/27	0	274
Opponents	39	13	25	1	38/38	19/29	0	329

RUSHING	No	Yds	Avg	Lg	TD
Rozier	199	662	3.3	19t	4
Pinkett	77	225	2.9	14	2
Wallace	52	218	4.2	19	3
Moon	42	157	3.7	19	2
Givins	9	148	16.4	43t	1
Moriarty	55	137	2.5	9	1
Banks	29	80	2.8	9	0
Woolfolk	23	57	2.5	15	0
Luck	2	12	6.0	8	0
Edwards	1	3	3.0	3	0
Oliver LG	1	1	1.0	1	0
Oliver TM	1	1	1.0	1	0
Oilers	490	1700	3.5	43t	13
Opponents	532	2035	3.8	45	13

PASSING	Att	Cmp	Pct	Yards	Yds/Att	TD	Int	Lg	Sk/Yds	Rating
Moon	488	256	52.5	3489	7.15	13	26	81t	41/332	62.3
Luck	60	31	51.7	341	5.68	1	5	27	7/62	39.7
Givins	2	0	0.0	0	0.00	0	0	0	0/0	39.6
Rozier	1	1	100.0	13	13.00	0	0	13	0/0	118.8
Oilers	551	288	52.3	3843	6.97	14	31	81t	48/394	59.7
Opponents	490	228	46.5	3200	6.53	25	16	85t	32/201	71.5

RECEIVING	No	Yds	Avg	Lg	TD
D. Hill	65	1112	17.1	81t	5
Givins	61	1062	17.4	60	3
Pinkett	35	248	7.1	20	1
Woolfolk	28	314	11.2	30	2
Rozier	24	180	7.5	23	0
J. Williams	22	227	10.3	33	1
Drewrey	18	299	16.6	31	0
Wallace	17	177	10.4	35t	2
Banks	7	71	10.1	17	0
T. Smith	4	72	18.0	25	0
Akiu	4	67	16.8	27	0
Moriarty	2	16	8.0	17	0
Oliver LG	1	-2	-2.0	-2	0
Oliver TM	1	-2	-2.0	-2	0
Oilers	288	3843	13.3	81t	14
Opponents	228	3200	14.0	85t	25

INTERCEPTIONS	No	Yds	Avg	Lg	TD
Lyday	3	24	8.0	24	0
Allen	3	20	6.7	18	0
Brown	2	34	17.0	38	0
Eason	2	16	8.0	11	0
R. Johnson	2	6	3.0	6	0
Lyles	2	0	0.0	0	0
Bostic	1	0	0.0	0	0
Donaldson	1	0	0.0	0	0
Oilers	16	100	6.3	38	0
Opponents	31	325	10.5	36	1

PUNTING	No	Yds	Avg	Net	TB	In	Lg	B
L. Johnson	88	3623	41.2	35.7	9	26	66	0
Zendejas	1	36	36.0	36.0	0	1	36	0
Oilers	89	3659	41.1	35.7	9	27	66	0
Opponents	94	3713	39.5	33.3	12	16	61	1

PUNT RETURNS	No	FC	Yds	Avg	Lg	TD
Drewrey	34	13	262	7.7	25	0
Givins	8	0	80	10.0	17	0
Pinkett	1	2	-1	-1.0	-1	0
Oilers	43	15	341	7.9	25	0
Opponents	40	21	303	7.6	41	0

KICKOFF RETURNS	No	Yds	Avg	Lg	TD
Drewrey	25	500	20.0	32	0
Pinkett	26	519	20.0	48	0
Tasker	3	65	21.7	24	0
Riley	2	17	8.5	10	0
Woolfolk	2	38	19.0	21	0
Madsen	1	0	0.0	0	0
Oilers	59	1139	19.3	48	0
Opponents	32	695	21.7	44	0

FIELD GOALS	1-19	20-29	30-39	40-49	50+
Zendejas	1/1	7/7	7/9	6/7	1/3
Oilers	1/1	7/7	7/9	6/7	1/3
Opponents	0/0	7/7	4/5	7/15	1/2

Zendejas: (20G) (35G, 37G) () (45G, 29G, 23G) (25G, 45N, 19G) (54N) () (48G) () (42G, 25G, 30G, 46G) (44G, 39N) (34G, 32N) (53N, 47G) () (31G, 33G, 36G) (26G, 51G, 22G)
Opponents: (26G, 40N) (34G, 29G, 45G) (47G, 45G) (36N, 42G, 45G, 28G) (48G) (31G, 27G) (49B, 51G, 41N) (47N) (47N) (49N, 47N) () (37G) (23G, 29G) (20G, 35G) (40G) (53N, 42B)

SACKS
 Childress 5.0, Meads 3.5, Byrd 3.0, Lyles 3.0, Abraham 2.0, Baker (Hou) 2.0, Bostic 2.0, D. Smith 2.0, Donaldson 1.5, Brown 1.0, Bush 1.0, Fuller 1.0, Golic 1.0, Grimsley 1.0, R. Johnson 1.0, Madsen 1.0, Taylor 1.0
Oilers 32.0, Opponents 48.0.

TACKLES (Solo-Assists-Total)
 Grimsley (112-87-199), Childress (67-105-172), Abraham (77-59-136), Lyles (78-57-135), Byrd (44-80-124), Meads (59-52-111), Donaldson (58-52-110), Bostic (55-24-79), Brown (64-13-77), Golic (24-42-66), Eason (37-25-62), D. Smith (22-29-51), Allen (36-9-45), R. Johnson (17-6-23), Riley (12-11-23), Fuller (9-13-22), Bush (13-7-20), Fairs (11-4-15), McMillian (8-3-11), Baker (3-6-9), Matthews (6-2-8), Dodge (6-1-7), Banks (5-1-6), Madsen (3-3-6), Parks (3-2-5), Pinkett (4-0-4), Akiu (3-0-3), Oliver (2-0-2), D. Williams (1-0-1), Dressel (1-0-1), L. Johnson (1-0-1), Morgan (1-0-1), Griffin (1-0-1), Tasker (0-1-1) Drewrey (0-1-1), Taylor (0-1-1)
Team Totals: 866-714-1580

USUAL STARTING LINEUP

OFFENSE	
WR	Drew Hill (85)
LT	Bruce Matthews (74)
LG	Mike Munchak (63)
C	Jim Romano (55)
	Jay Pennison (52)
RG	Kent Hill (72)
RT	Dean Steinkuhler (70)
TE	Jamie Williams (87)
WR	Ernest Givins (81)
QB	Warren Moon (1)
RB	Mike Rozier (30)
FB	Larry Moriarty (30)
	Butch Woolfolk (40)

DEFENSE	
LE	Ray Childress (79)
NT	Doug Smith (99)
	Mike Golic (68)
RE	Richard Byrd (71)
OLB	Robert Lyles (93)
ILB	Avon Riley (53)
	John Grimsley (59)
ILB	Robert Abraham (56)
OLB	Johnny Meads (91)
LCB	Steve Brown (24)
RCB	Patrick Allen (29)
SS	Keith Bostic (25)
FS	Bo Eason (21)
	Jeff Donaldson (31)

SPECIALISTS

K	Tony Zendejas (7)
P	Lee Johnson (11)

Pro Bowl

All-Pro

GM: Ladd Herzeg; **Head Coach:** Jerry Glanville
Asst. Coaches: Dick Jamieson (off. coord./RB), Tom Bettis (DB), Gary Huff (QB), Milt Jackson (WR), Miller McCalmon (ST), Floyd Reese (LB), Doug Shively (DL), Bill Walsh (OL), Steve Watterson (strength & cond.)

AMERICAN FOOTBALL CONFERENCE STANDINGS

AFC EAST	W	L	T	Pct
New England	11	5	0	.688
* N.Y. Jets	10	6	0	.625
Miami	8	8	0	.500
Buffalo	4	12	0	.250
Indianapolis	3	13	0	.188
AFC CENTRAL	W	L	T	Pct
Cleveland	12	4	0	.750
Cincinnati	10	6	0	.625
Pittsburgh	6	10	0	.375
Houston	5	11	0	.313
AFC WEST	W	L	T	Pct
Denver	11	5	0	.688
* Kansas City	10	6	0	.625
Seattle	10	6	0	.625
L.A. Raiders	8	8	0	.500
San Diego	4	12	0	.250

NATIONAL FOOTBALL CONFERENCE STANDINGS

NFC EAST	W	L	T	Pct
N.Y. Giants	14	2	0	.875
* Washington	12	4	0	.750
Dallas	7	9	0	.438
Philadelphia	5	10	1	.344
St. Louis	4	11	1	.281
NFC CENTRAL	W	L	T	Pct
Chicago	14	2	0	.875
Minnesota	9	7	0	.563
Detroit	5	11	0	.313
Green Bay	4	12	0	.250
Tampa Bay	2	14	0	.125
NFC WEST	W	L	T	Pct
San Francisco	10	5	1	.656
* L.A. Rams	10	6	0	.625
Atlanta	7	8	1	.469
New Orleans	7	9	0	.438

* Wild Card for Playoffs



1985 SEASON (5-II REGULAR SEASON, 0-0 PLAYOFFS) • 4TH PLACE AFC CENTRAL

DATE	OPPONENT	SCORE	W/L	ATT
Sep. 8	MIAMI	26-23	W	47,656
Sep. 15	at Washington	13-16	L	53,553
Sep. 22	at Pittsburgh	0-20	L	58,572
Sep. 29	DALLAS	10-17	L	49,686
Oct. 6	at Denver	20-31	L	74,699
Oct. 13	CLEVELAND	6-21	L	38,386
Oct. 20	CINCINNATI	44-27	W	35,590
Oct. 27	at St. Louis	20-10	W	43,190
Nov. 3	KANSAS CITY	23-20	W	41,238
Nov. 10	at Buffalo	0-20	L	21,881
Nov. 17	PITTSBURGH	7-30	L	45,977
Nov. 24	SAN DIEGO	37-35	W	34,336
Dec. 1	at Cincinnati	27-45	L	46,140
Dec. 8	NY GIANTS	14-35	L	36,576
Dec. 15	at Cleveland	21-28	L	50,793
Dec. 22	at Indianapolis	16-34	L	55,818

	TITANS	OPP
Total First Downs	270	356
Rushing	96	150
Passing	149	158
Penalty	25	48
3rd Down: Made/Att	74/218	84/213
3rd Down Pct.	33.9	39.4
4th Down: Made/Att	8/20	10/15
4th Down Pct.	40.0	66.7
Possession Avg.	28:07	31:53
Total Net Yards	4652	6155
Avg. Per Game	290.8	384.7
Total Plays	998	1091
Avg. Per Play	4.7	5.6
Net Yards Rushing	1570	2814
Avg. Per Game	98.1	175.9
Total Rushes	428	588
Net Yards Passing	3028	3341
Avg. Per Game	192.6	208.8
Sacked/Yards Lost	58/441	41/313
Gross Yards	3523	3654
Att./Comp.	512/277	462/260
Completion Pct.	54.1	56.3
Had Intercepted	22	15
Punts/Average	84/41.5	68/39.4
Net Punting Avg.	84/35.5	68/33.3
Penalties/Yards	127/1150	121/908
Fumbles/Ball Lost	41/15	35/20
Touchdowns	32	51
Rushing	13	21
Passing	18	29
Returns	1	1

BY PERIODS	1	2	3	4	OT	PTS
Oilers	24	90	63	107	0	284
Opponents	126	94	112	80	0	412

SCORING	TD	RU	PA	RT	PAT	FG	S	TP
Zendejas	0	0	0	0	29/31	21/27	0	92
Hill	9	0	9	0	0	0	0	54
Rozier	8	8	0	0	0	0	0	48
Woolfolk	5	1	4	0	0	0	0	30
Moriarty	3	3	0	0	0	0	0	18
T. Smith	2	0	2	0	0	0	0	12
Akiu	1	0	0	1	0	0	0	6
Dressel	1	0	1	0	0	0	0	6
Edwards	1	1	0	0	0	0	0	6
McCloskey	1	0	1	0	0	0	0	6
Williams	1	0	1	0	0	0	0	6
Oilers	31	13	18	1	29/31	21/27	0	284
Opponents	50	21	29	1	48/50	19/34	0	412

RUSHING	No	Yds	Avg	Lg	TD
Rozier	133	462	3.5	30	8
Woolfolk	103	392	3.8	43	1
Moriarty	106	381	3.6	18	3
Moon	39	130	3.3	17	0
Edwards	25	96	3.8	19	1
Luck	15	95	6.3	17	0
Tasker	2	16	8.0	13	0
Moroski	2	2	1.0	2	0
L. Johnson	1	0	0.0	0	0
Drewrey	2	-4	-2.0	5	0
Oilers	428	1570	3.7	43	13
Opponents	588	2814	4.8	67	21

PASSING	Att	Cmp	Pct	Yards	Yds/Att	TD	Int	Lg	Sk/Yds	Rating
Moon	377	200	53.1	2709	7.19	15	19	80t	46/366	68.5
Luck	100	56	56.0	572	5.72	2	2	46t	8/50	70.9
Moroski	34	20	58.8	249	7.32	1	1	46	4/25	79.2
Zendejas	1	1	100.0	-7	100.0	0	0	0	0/0	79.2
Oilers	512	277	54.1	3523	6.88	18	22	80t	58/441	69.7
Opponents	462	260	56.3	3654	7.91	29	15	68t	41/313	89.3

RECEIVING	No	Yds	Avg	Lg	TD
Woolfolk	80	814	10.2	80t	4
Hill	64	1169	18.3	57t	9
T. Smith	46	660	14.3	33	2
Williams	39	444	11.4	29	1
Moriarty	17	112	6.6	16	0
Rozier	9	96	10.7	52	0
Edwards	7	71	10.1	31	0
McCloskey	4	29	7.3	24t	1
Dressel	3	17	5.7	12	1
Akiu	2	32	16.0	24	0
Drewrey	2	28	14.0	19	0
Tasker	2	19	9.5	14	0
Holston	1	25	25.0	25	0
Walls	1	7	7.0	7	0
Oilers	277	3523	12.7	80t	18
Opponents	260	3654	14.1	68t	29

INTERCEPTIONS	No	Yds	Avg	Lg	TD
Brown	5	41	8.2	22	0
Eason	3	55	18.3	55	0
Bostic	3	28	9.3	26	0
Kush	2	6	3.0	6	0
Riley	1	14	14.0	14	0
Stensrud	1	0	0.0	0	0
Oilers	15	144	9.6	55	0
Opponents	22	267	12.1	61t	1

PUNTING	No	Yds	Avg	Net	TB	In	Lg	B
L. Johnson	83	3464	41.7	35.7	8	22	65	0
T. Smith	1	26	26.0	26.0	0	1	26	0
Oilers	84	3490	41.5	35.5	8	23	65	0
Opponents	68	2677	39.4	33.3	8	19	56	4

PUNT RETURNS	No	FC	Yds	Avg	Lg	TD
Drewrey	24	10	215	9.0	23	0
Donaldson	6	1	35	5.8	13	0
Oilers	30	11	250	8.3	23	0
Opponents	45	7	345	7.7	31	0

KICKOFF RETURNS	No	Yds	Avg	Lg	TD
Drewrey	26	642	24.7	50	0
Tasker	17	447	26.3	52	0
Walls	12	234	19.5	42	0
Donaldson	5	93	18.6	22	0
Brown	2	45	22.5	28	0
Williams	2	21	10.5	12	0
Breihl	1	5	5.0	5	0
Hill	1	22	22.0	22	0
Lyday	1	6	6.0	6	0
Oilers	67	1515	22.6	52	0
Opponents	39	970	24.9	81	0

FIELD GOALS	1-19	20-29	30-39	40-49	50+
Zendejas	0/0	6/7	8/11	4/6	3/3
Oilers	0/0	6/7	8/11	4/6	3/3
Opponents	0/0	5/7	12/17	1/7	1/3

Zendejas: (35G, 46G) (44G, 35G, 42N, 33N) () (33G, 37N) (27G, 25G) (50G, 27G) (40N, 34G, 28G, 32G) (39G, 38G) (39N, 38G) () () (46G, 52G, 51G) (25G, 26G) () (24N) (45G)
Opponents: (33G, 36G, 23G) (34G) (37G, 38G, 40N) (47N, 33N, 36N, 35G, 36N) (37G, 51N, 51N) () (47G, 22G) (30G, 28N, 42N, 33N) (32N, 35G, 39G) (24G, 23G) (52G, 31G, 34G) (47N) (28N, 29G, 48N) () (41B) ()

SACKS
 Baker 5.5, Kush 5.0, Bostic 5.0, Stensrud 5.0, Childress 3.5, Bush 3.0, Eason 2.5, Riley 2.0, D. Smith 2.0, Sochia 2.0, Meads 1.5, Abraham 1.0, Brown 1.0, Byrd 1.0, Donaldson 1.0
Oilers 41.0, Opponents 58.0

TACKLES (Solo-Assists-Total)
 Riley (80-67-147), Childress (71-64-135), Eason (87-44-131), Lyles (60-70-130), Abraham (51-59-110), Bostic (75-34-109), Bush (52-47-99), Grimsley (46-41-87), Brown (63-23-86), Baker (43-39-82), Stensrud (35-30-65), Allen (46-9-57), Byrd (18-33-51), Meads (28-12-40), Donaldson (26-4-30), Smith (15-14-29), Sochia (15-10-25), Kush (21-6-27), Lyday (18-9-27), Johnson (15-1-16), Briehl (6-9-15), McCillian (1-0-1)
Team Totals: 872-625-1499

USUAL STARTING LINEUP

OFFENSE
 WR Tim Smith (83)
 LT Harvey Salem (73)
LG Mike Munchak (63)
 C Jim Romano (55)
 RG John Schuhmacher (62)
 RT Bruce Matthews (74)
 TE Jamie Williams (87)
 WR Drew Hill (85)
 QB Warren Moon (1)
 RB Butch Woolfolk (40)
 FB Larry Moriarty (30)

DEFENSE
 LE Ray Childress (79)
 NT Mike Stensrud (67)
 RE Jesse Baker (75)
 OLB Robert Lyles (93)
 ILB Avon Riley (53)
 ILB Robert Abraham (56)
 OLB Frank Bush (94)
 LCB Steve Brown (24)
 RCB Patrick Allen (29)
 SS Keith Bostic (25)
 FS Bo Eason (21)

SPECIALISTS

K Tony Zendejas (7)
 P Lee Johnson (11)

Pro Bowl

All-Pro

GM: Ladd Herzeg; **Head Coach:** Hugh Campbell (14 games), Jerry Glanville (two games)
Asst. Coaches: Joe Faragalli (off. coord.), Jerry Glanville (def. coord.*), Bill Allerheilgen (strength & cond.), John Devlin (inside LB), Gene Gaines (ST/outside LB), Ken Houston (DB), Bruce Lemmerman (WR), Bob Padilla (DL), Al Roberts (off. backs), Bill Walsh (OL)

* Coord. for first 14 games; head coach last two games

AMERICAN FOOTBALL CONFERENCE STANDINGS

AFC EAST	W	L	T	Pct
Miami	12	4	0	.750
* N.Y. Jets	11	5	0	.688
* New England	11	5	0	.688
Indianapolis	5	11	0	.313
Buffalo	2	14	0	.125
AFC CENTRAL	W	L	T	Pct
Cleveland	8	8	0	.500
Cincinnati	7	9	0	.438
Pittsburgh	7	9	0	.438
Houston	5	11	0	.313
AFC WEST	W	L	T	Pct
L.A. Raiders	12	4	0	.750
Denver	11	5	0	.688
Seattle	8	8	0	.500
San Diego	8	8	0	.500
Kansas City	6	10	0	.375

NATIONAL FOOTBALL CONFERENCE STANDINGS

NFC EAST	W	L	T	Pct
Dallas	10	6	0	.625
* N.Y. Giants	10	6	0	.625
Washington	10	6	0	.625
Philadelphia	7	9	0	.438
St. Louis	5	11	0	.313
NFC CENTRAL	W	L	T	Pct
Chicago	15	1	0	.938
Green Bay	8	8	0	.500
Minnesota	7	9	0	.438
Detroit	7	9	0	.438
Tampa Bay	2	14	0	.125
NFC WEST	W	L	T	Pct
L.A. Rams	11	5	0	.688
* San Francisco	10	6	0	.625
New Orleans	5	11	0	.313
Atlanta	4	12	0	.250

* Wild Card for Playoffs



1984 SEASON (3-13 REGULAR SEASON, 0-0 PLAYOFFS) • 4TH PLACE AFC CENTRAL

DATE	OPPONENT	SCORE	W/L	ATT
Sep. 2	L.A. RAIDERS	14-24	L	49,092
Sep. 9	INDIANAPOLIS	21-35	L	43,820
Sep. 16	at San Diego	14-31	L	52,266
Sep. 23	at Atlanta	10-42	L	45,248
Sep. 30	NEW ORLEANS	10-27	L	43,108
Oct. 7	at Cincinnati	3-13	L	43,637
Oct. 14	at Miami	10-28	L	54,080
Oct. 21	SAN FRANCISCO	21-34	L	39,900
Oct. 28	CINCINNATI	13-31	L	34,010
Nov. 4	at Pittsburgh	7-35	L	48,892
Nov. 11	at Kansas City	17-16	W	44,464
Nov. 18	NY JETS	31-20	W	40,141
Nov. 25	at Cleveland	10-27	L	46,077
Dec. 2	PITTSBURGH	23-20*	W	39,786
Dec. 9	at L.A. Rams	16-27	L	49,092
Dec. 16	CLEVELAND	20-27	L	33,676

	TITANS	OPP
Total First Downs	284	345
Rushing	95	158
Passing	164	168
Penalty	25	19
3rd Down: Made/Att	64/193	104/218
3rd Down Pct.	33.2	47.7
4th Down: Made/Att	5/16	8/11
4th Down Pct.	31.3	72.7
Possession Avg.	28:02	31:58
Total Net Yards	4884	5968
Avg. Per Game	305.3	373.0
Total Plays	969	1075
Avg. Per Play	5.0	5.6
Net Yards Rushing	1656	2789
Avg. Per Game	103.5	174.3
Total Rushes	433	596
Net Yards Passing	3228	3179
Avg. Per Game	201.8	198.7
Sacked/Yards Lost	49/382	32/267
Gross Yards	3610	3446
Att./Comp.	487/282	447/271
Completion Pct.	57.9	60.6
Had Intercepted	15	13
Punts/Average	88/39.6	64/42.2
Net Punting Avg.	88/31.4	64/37.7
Penalties/Yards	99/813	105/876
Fumbles/Ball Lost	36/16	24/11
Touchdowns	28	53
Rushing	13	27
Passing	14	23
Returns	1	3

BY PERIODS	1	2	3	4	OT	PTS
Oilers	27	82	50	78	3	240
Opponents	113	111	92	121	0	437

SCORING	TD	RU	PA	RT	PAT	FG	S	TP
Cooper	0	0	0	0	13/13	11/13	0	46
Moriarty	7	6	1	0	0	0	0	42
Kempf	0	0	0	0	14/14	4/6	0	26
Campbell	4	4	0	0	0	0	0	24
Smith	4	0	4	0	0	0	0	24
J. Williams	3	0	3	0	0	0	0	18
Dressel	2	0	2	0	0	0	0	12
Bostic	1	0	0	1	0	0	0	6
Edwards	1	0	1	0	0	0	0	6
Holston	1	0	1	0	0	0	0	6
Luck	1	1	0	0	0	0	0	6
McCloskey	1	0	1	0	0	0	0	6
Moon	1	1	0	0	0	0	0	6
Mullins	1	0	1	0	0	0	0	6
Walls	1	0	1	0	0	0	0	6
Oilers	28	13	14	1	27/27	15/19	0	240
Opponents	53	27	23	3	51/52	22/30	1	437

RUSHING	No	Yds	Avg	Lg	TD
Moriarty	189	785	4.2	51t	6
Campbell	96	278	2.9	22	4
Edwards	60	267	4.5	20	1
Moon	58	211	3.6	31	1
Luck	10	75	7.5	18	1
Joyner	14	22	1.6	9	0
Walls	4	20	5.0	20	0
Mullins	1	0	0.0	0	0
Cooper	1	-2	-2.0	-2	0
Oilers	433	1656	3.8	51t	13
Opponents	596	2789	4.7	54	27

PASSING	Att	Cmp	Pct	Yards	Yds/Att	TD	Int	Lg	Sk/Yds	Rating
Moon	450	259	57.6	3338	7.42	12	14	76	47/371	76.9
Luck	36	22	61.1	256	7.11	2	1	37	2/11	89.6
Moriarty	1	1	100.0	16	16.00	0	0	16	0/0	118.8
Oilers	487	282	57.9	3610	7.41	14	15	76	49/382	78.0
Opponents	447	271	60.6	3446	7.71	23	13	80t	32/267	89.8

RECEIVING	No	Yds	Avg	Lg	TD
Smith	69	1141	16.5	75t	4
J. Williams	41	545	13.3	32	3
Dressel	40	378	9.5	42	2
Moriarty	31	206	6.6	24	1
Holston	22	287	13.0	28	1
Edwards	20	151	7.6	20	0
Bryant	19	278	14.6	28	0
Walls	18	291	16.2	76	1
McCloskey	9	152	16.9	51	1
Mullins	6	85	14.2	25	1
Roaches	4	69	17.3	24	0
Campbell	3	27	9.0	15	0
Oilers	282	3610	12.8	76	14
Opponents	271	3446	12.7	80t	23

INTERCEPTIONS	No	Yds	Avg	Lg	TD
Tullis	4	48	12.0	22	0
Hartwig	3	23	7.7	19	0
Brown	1	26	26.0	26	0
Eason	1	20	20.0	20	0
Lyday	1	12	12.0	12	0
Allen	1	2	2.0	2	0
Brazile	1	2	2.0	2	0
Abraham	1	1	1.0	1	0
Thompson	0	5	--	5	0
Oilers	13	139	10.7	26	0
Opponents	15	214	14.3	47	2

PUNTING	No	Yds	Avg	Net	TB	In	Lg	B
James	88	3482	39.6	31.4	5	20	55	0
Oilers	88	3482	39.6	31.4	5	20	55	0
Opponents	64	2702	42.2	37.7	7	18	69	0

PUNT RETURNS	No	FC	Yds	Avg	Lg	TD
Roaches	26	8	152	5.8	18	0
Oilers	26	8	152	5.8	18	0
Opponents	60	9	618	10.3	55	0

KICKOFF RETURNS	No	Yds	Avg	Lg	TD
Roaches	30	679	22.6	49	0
Walls	15	289	19.3	29	0
Allen	11	210	19.1	23	0
R. Williams	5	84	16.8	21	0
Brown	3	17	5.7	17	0
Joyner	3	57	19.0	24	0
Thompson	1	16	16.0	16	0
J. Williams	1	0	0.0	0	0
Oilers	69	1352	19.6	49	0
Opponents	51	986	19.3	39	0

FIELD GOALS	1-19	20-29	30-39	40-49	50+
Cooper	2/2	2/2	4/4	3/5	0/0
Kempf	0/0	3/3	0/1	1/2	0/0
Oilers	2/2	5/5	4/5	4/7	0/0
Opponents	3/3	12/12	7/7	0/4	0/4

Cooper: () () () () () () (43N) (44G) (39G) (19G, 38G, 30G) (21G, 42G, 18G) (22N, 33G, 26G)
Kempf: () () () (22G, 43N) (25G) (24G) (49G) (33N) () () () () () ()
Opponents: (40N, 28G) () (23G) () (40B, 23G, 27G) (51N, 33G, 22G) (58N, 54N, 53N) (26G, 22G) (33G) () (31G, 38G, 33G) (19G, 27G, 43N) (18G, 29G) (32G, 24G) (35G, 19G, 41N) (29G, 29G)

SACKS
 Baker 11.0, Stensrud 4.5, Sochia 3.5, Riley 2.5, Bingham 2.0, Bostic 2.0, Brazile 2.0, Hamm 2.0, Eason 1.0, Foster 1.0, Johnson 0.5
Oilers 32.0, Opponents 49.0

TACKLES (Solo-Assists-Total)
 Abraham (106-92-198), Bingham (89-80-169), Bostic (101-51-152), Baker (61-41-102), Riley (48-33-81), Brazile (44-35-79), Hartwig (41-38-79), Stensrud (41-35-76), Grimsley (51-22-73), Tullis (52-18-70), Brown (47-18-65), Hamm (36-18-54), Donaldson (23-19-42), Sochia (16-25-41), Eason (18-17-35), Foster (15-10-25), Thompson (19-5-24), Johnson (11-9-20), Meads (7-13-20), Kennedy (14-3-17), Allen (11-6-17), Lyday (9-8-17), Joiner (7-10-17), Meadows (4-3-7), Studaway (4-0-4), Lyles (2-0-2), Hunt (1-0-1)
Team Totals: 878-609-1487

USUAL STARTING LINEUP

OFFENSE	
WR	Tim Smith (83)
LT	Harvey Salem (73)
LG	Mike Munchak (63)
C	Bruce Matthews (74)
	Jim Romano (55)
RG	Pat Howell (66)
	John Schuhmacher (62)
RT	Dean Steinkuhler (70)
	Bruce Matthews (74)
TE	Jamie Williams (87)
HB	Chris Dressel (88)
WR	Herkie Walls (82)
QB	Warren Moon (1)
RB	Earl Campbell (34)
	Larry Moriarty (30)

DEFENSE	
LE	Bob Hamm (90)
NT	Mike Stensrud (67)
RE	Jesse Baker (75)
OLB	Avon Riley (53)
ILB	Gregg Bingham (54)
ILB	Robert Abraham (56)
OLB	Robert Brazile (52)
LCB	Steve Brown (24)
RCB	Willie Tullis (20)
SS	Keith Bostic (25)
FS	Carter Hartwig (36)

SPECIALISTS	
K	Florian Kempf (4)
P	John James (6)

Pro Bowl
 GM: Ladd Herzog; **Head Coach:** Hugh Campbell
Asst. Coaches: O. Kay Dalton (off. coord.), Jerry Glanville (def. coord.), Bill Allerheiligen (strength & cond.), John Devlin (LB), Gene Gaines (ST), Ken Houston (DB), Bruce Lemmerman (WR), Bob Padilla (DL), Al Roberts (off. backs), Bill Walsh (OL)

AMERICAN FOOTBALL CONFERENCE STANDINGS

AFC EAST	W	L	T	Pct
Miami	14	2	0	.875
New England	9	7	0	.563
N.Y. Jets	7	9	0	.438
Indianapolis	4	12	0	.250
Buffalo	2	14	0	.125
AFC CENTRAL	W	L	T	Pct
Pittsburgh	9	7	0	.563
Cincinnati	8	8	0	.500
Cleveland	5	11	0	.313
Houston	3	13	0	.188
AFC WEST	W	L	T	Pct
Denver	13	3	0	.813
* Seattle	12	4	0	.750
* L.A. Raiders	11	5	0	.688
Kansas City	8	8	0	.500
San Diego	7	9	0	.438

NATIONAL FOOTBALL CONFERENCE STANDINGS

NFC EAST	W	L	T	Pct
Washington	11	5	0	.688
* N.Y. Giants	9	7	0	.563
St. Louis	9	7	0	.563
Dallas	9	7	0	.563
Philadelphia	6	9	1	.406
NFC CENTRAL	W	L	T	Pct
Chicago	10	6	0	.625
Green Bay	8	8	0	.500
Tampa Bay	6	10	0	.375
Detroit	4	11	1	.281
Minnesota	3	13	0	.188
NFC WEST	W	L	T	Pct
San Francisco	15	1	0	.938
* L.A. Rams	10	6	0	.625
New Orleans	7	9	0	.438
Atlanta	4	12	0	.250

* Wild Card for Playoffs

1983 SEASON (2-14 REGULAR SEASON, 0-0 PLAYOFFS) • 4TH PLACE AFC CENTRAL

DATE	OPPONENT	SCORE	W/L	ATT
Sep. 4	GREEN BAY	38-41*	L	44,073
Sep. 11	at L.A. Raiders	6-20	L	37,526
Sep. 18	PITTSBURGH	28-40	L	44,150
Sep. 25	at Buffalo	13-30	L	60,070
Oct. 2	at Pittsburgh	10-17	L	56,901
Oct. 9	DENVER	14-26	L	44,209
Oct. 16	at Minnesota	14-34	L	58,910
Oct. 23	KANSAS CITY	10-13*	L	39,462
Oct. 30	at Cleveland	19-25*	L	68,851
Nov. 6	CINCINNATI	14-55	L	39,706
Nov. 13	DETROIT	27-17	W	40,660
Nov. 20	at Cincinnati	10-38	L	46,375
Nov. 27	at Tampa Bay	24-33	L	38,625
Dec. 4	MIAMI	17-24	L	39,434
Dec. 11	CLEVELAND	34-27	W	29,746
Dec. 18	at Baltimore	10-20	L	20,418

	TITANS	OPP
Total First Downs	295	332
Rushing	120	161
Passing	155	150
Penalty	20	21
3rd Down: Made/Att	87/223	85/205
3rd Down Pct.	39.0	41.5
4th Down: Made/Att	9/16	8/9
4th Down Pct.	56.3	88.9
Possession Avg.	29:40	30:20
Total Net Yards	4900	5632
Avg. Per Game	306.3	352.0
Total Plays	1033	1031
Avg. Per Play	4.7	5.5
Net Yards Rushing	1998	2787
Avg. Per Game	124.9	174.2
Total Rushes	502	576
Net Yards Passing	2902	2845
Avg. Per Game	181.4	177.8
Sacked/Yards Lost	49/384	31/250
Gross Yards	3286	3095
Att./Comp.	482/260	424/252
Completion Pct.	53.9	59.4
Had Intercepted	29	14
Punts/Average	80/39.2	65/39.5
Net Punting Avg.	80/32.8	65/33.0
Penalties/Yards	84/784	104/825
Fumbles/Ball Lost	26/18	34/15
Touchdowns	34	54
Rushing	16	23
Passing	16	26
Returns	2	5

BY PERIODS	1	2	3	4	OT	PTS
Oilers	67	57	67	97	0	288
Opponents	100	157	81	110	12	460

SCORING	TD	RU	PA	RT	PAT	FG	S	TP
Kempf	0	0	0	0	33/34	17/21	0	84
Campbell	12	12	0	0	0	0	0	72
Smith	6	0	6	0	0	0	0	36
Dressel	4	0	4	0	0	0	0	24
Crutchfield LG	3	3	0	0	0	0	0	18
Moriarty	3	3	0	0	0	0	0	18
Renfro	2	0	2	0	0	0	0	12
Arnold	1	0	1	0	0	0	0	6
C. Brown	1	1	0	0	0	0	0	6
S. Brown	1	0	0	1	0	0	0	6
Edwards	1	0	1	0	0	0	0	6
McCloskey	1	0	1	0	0	0	0	6
Roaches	1	0	0	1	0	0	0	6
Walls	1	0	1	0	0	0	0	6
Oilers	34	16	1	2	33/34	17/21	0	288
Opponents	54	23	26	5	49/51	29/36	0	460

RUSHING	No	Yds	Avg	Lg	TD
Campbell	322	1301	4.0	42	12
Crutchfield LG	140	578	4.1	17	3
Crutchfield TM	3	7	2.3	5	0
Moriarty	65	321	4.9	80	3
Craft	55	147	2.7	8	0
Luck	17	55	3.2	17	0
Walls	5	44	8.8	14	0
Nielsen	8	43	5.4	20	0
Edwards	16	40	2.5	9	0
Smith	2	16	8.0	9	0
Manning	2	13	6.5	11	0
Allen	1	5	5.0	5	0
Dressel	1	3	3.0	3	0

PASSING	Att	Cmp	Pct	Yards	Yds/Att	TD	Int	Lg	Sk/Yds	Rating
Luck	217	124	57.1	1375	6.34	8	13	66	16/138	63.4
Nielsen	175	90	51.4	1125	6.41	5	8	48	22/163	62.2
Manning	88	44	50.0	755	8.58	2	8	47	11/83	49.2
Bryant	1	1	100.0	24	24.0	1	0	24	0/0	158.3
James	1	1	100.0	7	7.0	0	0	7	0/0	95.8
Oilers	482	260	53.9	3286	6.82	16	29	66	49/384	61.4
Opponents	424	252	59.4	3095	7.30	26	14	74	31/250	88.7

Renfro	1	3	3.0	3	0
C. Brown	3	0	0.0	1	1
James	1	0	0.0	0	0
Oilers	502	1998	4.0	80	16
Opponents	576	2787	4.8	52	23

RECEIVING	No	Yds	Avg	Lg	TD
Smith	83	1176	14.2	47	6
Dressel	32	316	9.9	35	4
Renfro	23	316	13.7	38	2
Campbell	19	216	11.4	66	0
Crutchfield LG	19	133	7.0	15	0
Bryant	16	211	13.2	26	0
McCloskey	16	137	8.6	20	1
Holston	14	205	14.6	43	0
Walls	12	276	23.0	48	1
Arnold	12	137	11.4	37	1
Craft	12	99	8.3	14	0
Edwards	9	79	8.8	20	1
Casper TM	7	79	11.3	17	0
Moriarty	4	32	8.0	12	0
Kempf	1	7	7.0	7	0
Oilers	260	3286	12.6	66	16
Opponents	252	3095	12.3	74	26

INTERCEPTIONS	No	Yds	Avg	Lg	TD
Tullis	5	65	13.0	44	0
Hatchett LG	4	36	9.0	25	0
Kay	2	31	15.5	27	0
Bostic	2	0	0.0	0	0
Reinfeldt	1	19	19.0	19	0
S. Brown	1	16	16.0	16	0
Bingham	1	4	4.0	4	0
Abraham	1	0	0.0	0	0
Riley	1	0	0.0	0	0
Oilers	14	135	9.6	44	0
Opponents	29	392	13.5	71	2

PUNTING	No	Yds	Avg	Net	TB	In	Lg	B
James	79	3136	39.7	32.8	8	12	53	1
Oilers	80	3136	39.2	32.8	8	12	53	1
Opponents	65	2567	39.5	33.0	13	19	60	0

PUNT RETURNS	No	FC	Yds	Avg	Lg	TD
Roaches	20	9	159	8.0	23	0
Oilers	20	9	159	8.0	23	0
Opponents	47	15	354	7.5	43	0

KICKOFF RETURNS	No	Yds	Avg	Lg	TD
S. Brown	31	795	25.6	93	1
Roaches	34	641	18.9	97	1
Walls	9	110	12.2	25	0
Dressel	4	40	10.0	13	0
Moriarty	2	25	12.5	16	0
Hunt	1	12	12.0	12	0
McCloskey	1	11	11.0	11	0
Tullis	1	16	16.0	16	0
Riley	0	26	--	26	0
Oilers	83	1676	20.2	97	2
Opponents	61	1280	21.0	55	0

FIELD GOALS	1-19	20-29	30-39	40-49	50+
Kempf	1/1	4/4	7/8	4/6	1/2
Oilers	1/1	4/4	7/8	4/6	1/2
Opponents	2/2	6/7	9/11	12/15	0/1

Kempf: (49G, 59N) (40G, 34B, 38G) () (31G, 25G) (34G) () () (32G, 42N) (19G, 24G) () (47G, 21G) (34G) (51G) (23G) (41G, 45N, 39G) (34G)

Opponents: (46G, 42G) (36N, 41B, 26N) (49G, 35G, 20G, 22G) (48G) (18G) (45G, 39G, 30N, 49G, 35G) (44G, 28G, 48N) (31G, 52N, 41G) (37G, 37G, 29G, 30G) (44G, 29G) (35G) (26G) (41N) (19G) (44G, 45G) (48G, 37G)

SACKS
Baker 5.5, Taylor 4.5, Foster 3.5, Bostic 3.0, Hamm 3.0, Brazile 2.5, Sochia 2.5, Stensrud 2.0, Abraham 1.0, Hartwig 1.0, Hunt 1.0, Thompson 1.0, Riley 0.5
Oilers 31.0, Opponents 49.0

TACKLES (Solo-Assists-Total)
Bingham (87-48-135), Abraham (83-34-117), Bostic (70-21-91), Brazile (55-35-90), Hartwig (59-17-76), Riley (56-19-75), Baker (49-17-66), Brown (48-12-60), Tullis (50-9-59), Sochia (45-10-55), Hamm (41-12-53), Hunt (30-7-37), Thompson (29-5-34), Kay (27-4-31), Stensrud (18-8-26), Reinfeldt (15-7-22), Wilson (16-1-17), Foster (8-4-12), Joiner (4-1-5), Meadows (2-0-2)
Oilers (792-271-1063)

USUAL STARTING LINEUP

OFFENSE
WR Mike Renfro (83)
Steve Bryant (81)
LT Doug France (77)
LG Mike Munchak (63)
C David Carter (58)
RG Bruce Matthews (74)
RT Harvey Salem (73)
TE Chris Dressel (88)
WR Tim Smith (83)
QB Gifford Nielsen (7)
Oliver Luck (10)
RB Earl Campbell (34)
FB Larry Moriarty (30)
or TE Mike McCloskey (89)

DEFENSE
LE Bob Hamm (90)
NT Brian Sochia (72)
Mike Stensrud (67)
RE Jesse Baker (75)
OLB Avon Riley (53)
ILB Gregg Bingham (54)
ILB Robert Abraham (56)
OLB Robert Brazile (52)
LCB Steve Brown (24)
Bill Kay (22)
RCB Willie Tullis (20)
SS Keith Bostic (25)
FS Carter Hartwig (36)

SPECIALISTS
K Florian Kempf (4)
P John James (6)

Pro Bowl

GM: Ladd Herzog; **Head Coach:** Ed Biles (six games), Chuck Studley (10 games)
Asst. Coaches: O. Kay Dalton (off. coord.), Chuck Studley (def. coord.), Bill Allerheiligen (strength & cond.), Andy Bourgeois (WR), Ken Houston (DB), Elijah Pitts (off. backs), Vic Rapp (TE/ST), Dick Selcer (LB), Ralph Staub (DL), Bill Walsh (OL)

* Coord. for first six games; head coach last 10 games

AMERICAN FOOTBALL CONFERENCE STANDINGS

AFC EAST	W	L	T	Pct
Miami	12	4	0	.750
New England	8	8	0	.500
Buffalo	8	8	0	.500
Baltimore	7	9	0	.438
N.Y. Jets	7	9	0	.438
AFC CENTRAL	W	L	T	Pct
Pittsburgh	10	6	0	.625
Cleveland	9	7	0	.563
Cincinnati	7	9	0	.438
Houston	2	14	0	.125
AFC WEST	W	L	T	Pct
L.A. Raiders	12	4	0	.750
* Seattle	9	7	0	.563
* Denver	9	7	0	.563
San Diego	6	10	0	.375
Kansas City	6	10	0	.375

NATIONAL FOOTBALL CONFERENCE STANDINGS

NFC EAST	W	L	T	Pct
Washington	14	2	0	.875
* Dallas	12	4	0	.750
St. Louis	8	7	1	.438
Philadelphia	5	11	0	.313
N.Y. Giants	3	12	1	.219
NFC CENTRAL	W	L	T	Pct
Detroit	9	7	0	.563
Green Bay	8	8	0	.500
Chicago	8	8	0	.500
Minnesota	8	8	0	.500
Tampa Bay	2	14	0	.125
NFC WEST	W	L	T	Pct
San Francisco	10	6	0	.625
* L.A. Rams	9	7	0	.563
New Orleans	8	8	0	.500
Atlanta	7	9	0	.438

* Wild Card for Playoffs

1982 SEASON (1-8 REGULAR SEASON, 0-0 PLAYOFFS) • 13TH PLACE AFC

DATE	OPPONENT	SCORE	W/L	ATT
Sep. 12	at Cincinnati	6-27	L	52,268
Sep. 19	SEATTLE	23-21	W	43,117
Nov. 21	PITTSBURGH	10-24	L	42,338
Nov. 28	at New England	21-29	L	33,602
Dec. 5	at NY Giants	14-17	L	71,184
Dec. 13	DALLAS	7-37	L	51,808
Dec. 19	at Philadelphia	14-35	L	44,119
Dec. 26	CLEVELAND	14-20	L	36,559
Jan. 2	CINCINNATI	27-35	L	26,522

Note: strike-shortened season

	TITANS	OPP
Total First Downs	138	187
Rushing	52	67
Passing	81	106
Penalty	5	14
3rd Down: Made/Att	43/123	60/130
3rd Down Pct.	35.0	46.2
4th Down: Made/Att	8/12	2/6
4th Down Pct.	66.7	33.3
Possession Avg.	27:40	32:20
Total Net Yards	2373	3438
Avg. Per Game	263.7	382.0
Total Plays	551	613
Avg. Per Play	4.3	5.6
Net Yards Rushing	799	1225
Avg. Per Game	88.8	136.1
Total Rushes	225	298
Net Yards Passing	1574	2213
Avg. Per Game	174.9	245.9
Sacked/Yards Lost	39/308	31/240
Gross Yards	1882	2453
Att./Comp.	287/153	284/179
Completion Pct.	53.3	63.0
Had Intercepted	15	3
Punts/Average	55/39.7	38/43.0
Net Punting Avg.	55/33.0	38/36.1
Penalties/Yards	52/424	59/454
Fumbles/Ball Lost	14/11	20/13
Touchdowns	18	30
Rushing	5	10
Passing	12	18
Returns	1	2

BY PERIODS	1	2	3	4	OT	PTS
Oilers	24	27	31	54	0	136
Opponents	48	71	45	81	0	245

SCORING	TD	RU	PA	RT	PAT	FG	S	TP
Casper	6	0	6	0			0	36
Kempf	0	0	0	0	16/18	4/6	0	28
Craft	4	3	1	0			0	24
Renfro	3	0	3	0			0	18
Campbell	2	2	0	0			0	12
Allen	1	0	1	0			0	6
Holston	1	0	1	0			0	6
Reinfeldt*	1	0	0	1			0	6
Oilers	18	5	12	1	16/18	4/6	0	136
Opponents	30	10	18	2	30/30	11/18	1	245

*recovered fumble in end zone

RUSHING	No	Yds	Avg	Lg	TD
Campbell	157	538	3.4	22	2
Manning	13	85	6.5	24	0
Edwards	15	58	3.9	8	0
Craft	18	42	2.3	10	3
Nielsen	9	37	4.1	9	0
Armstrong	8	15	1.9	5	0
Bailey	1	13	13.0	13	0
Casper	2	9	4.5	8	0
Allen	2	2	1.0	9	0
Oilers	225	799	3.6	24	5
Opponents	298	1225	4.1	90t	10

PASSING	Att	Cmp	Pct	Yards	Yds/Att	TD	Int	Lg	Sk/Yds	Rating
Nielsen	161	87	54.0	1005	6.24	6	8	46	12/92	64.8
Manning LG	132	67	50.8	880	6.67	6	8	54t	29/234	62.1
Manning TM	125	66	52.8	877	7.02	6	6	54t	27/216	71.3
Campbell	1	0	0.0	0	0.0	0	1	0	0/0	0.0
Oilers	287	153	53.3	1882	6.56	12	15	54t	39/308	66.0
Opponents	284	179	63.0	2453	8.64	18	3	62t	31/240	107.3

RECEIVING	No	Yds	Avg	Lg	TD
Casper	36	573	15.9	38	6
Bailey	26	367	14.1	27	0
Craft	23	230	10.0	49	1
Renfro	21	295	14.0	54t	3
Campbell	18	130	7.2	46	0
Armstrong	12	75	6.3	14	0
Edwards	9	53	5.9	21	0
Holston	5	116	23.2	38t	1
Allen	2	35	17.5	23t	1
Thomaselli	1	8	8.0	8	0
Oilers	153	1882	12.3	54t	12
Opponents	179	2453	13.7	62t	18

INTERCEPTIONS	No	Yds	Avg	Lg	TD
Brazile	1	31	31.0	31	0
Bingham	1	8	8.0	8	0
Perry	1	8	8.0	8	0
Oilers	3	47	15.7	31	0
Opponents	15	47	3.1	22	1

PUNTING	No	Yds	Avg	Net	TB	In	Lg	B
James LG	43	1741	40.5	34.1	4	7	56	0
JamesTM	31	1260	40.6	34.3	2	4	56	0
Parsley	24	926	38.6	31.3	2	3	51	0
Oilers	55	2186	39.7	33.0	4	7	56	0
Opponents	38	1634	43.0	36.1	8	11	73	0

PUNT RETURNS	No	FC	Yds	Avg	Lg	TD
Roaches	19	4	104	5.5	25	0
Oilers	19	4	104	5.5	25	0
Opponents	35	11	293	8.4	24	0

KICKOFF RETURNS	No	Yds	Avg	Lg	TD
Riley	1	27	27.0	27	0
Roaches	21	441	21.0	45	0
T. Wilson	2	40	20.0	26	0
Allen	15	292	19.5	38	0
Tullis	5	91	18.2	28	0
Thomaselli	1	7	7.0	7	0
Smith*	0	7	--	7	0
Oilers	45	905	20.1	45	0
Opponents	26	564	21.7	55	0

*handoff from Roaches

FIELD GOALS	1-19	20-29	30-39	40-49	50+
Kempf	0/0	1/1	3/3	0/1	0/0
Oilers	0/0	1/1	3/3	0/1	0/0
Opponents	1/1	6/6	1/3	2/6	1/3

Kempf: () (24G) (31G) (52N) () () (42N) (35G, 37G)
Opponents: (47N, 43G, 43N, 25G) () (48G) (23G, 25G) (37N, 26G, 42N) (22G, 36G, 53G) () (45B, 18G, 55N, 24G) (51N)

SACKS
 Baker 7.5, Brazile 6.5, Bingham 3.0, Kennard 3.0, Skaugstad 3.0, Riley 1.5, Stensrud 1.5, Bethea 1.0, Corker 1.0, Hunt 1.0, Washington 1.0
Oilers 31.0, Opponents 39.0

TACKLES (Solo-Assists-Total)
 Hunt (61-24-85), Bingham (63-21-84), Brazile (46-20-66), Perry (37-12-49), Reinfeldt (32-10-42), Riley (27-15-42), Stensrud (21-12-33), Baker (22-10-32), Kennard (20-9-29), Tullis (19-6-25), J. C. Wilson (21-4-25), Hartwig (22-2-24), Skaugstad (13-8-21), Stemrick (17-3-20), Thompson (13-3-16), Taylor (12-3-15), Bethea (10-4-14), Washington (9-5-14), Kay (9-2-11), Abraham (2-1-3)
Oilers (476-174-650)

USUAL STARTING LINEUP

OFFENSE
 WR Harold Bailey (80)
 LT John Schuhmacher (62)
 LG Ralph Williams (68)
 Mike Munchak (63)
 C David Carter (58)
 RG Ed Fisher (60)
 RT Morris Towns (76)
 TE Dave Casper (87)
 WR Mike Renfro (82)
 Mike Holston (84)
 QB Archie Manning (8)
 Gifford Nielsen (14)
 RB Earl Campbell (34)
 FB Stan Edwards (35)

DEFENSE
 LE Ken Kennard (71)
 NT Mike Stensrud (67)
 RE Jesse Baker (75)
 OLB Avon Riley (53)
 ILB Gregg Bingham (54)
 ILB Daryl Hunt (50)
OLB Robert Brazile (52)
 LCB J. C. Wilson (33)
 RCB Greg Stemrick (27)
 SS Carter Hartwig (36)
 Vernon Perry (32)
 FS Mike Reinfeldt (37)

SPECIALISTS
 K Florian Kempf (4)
 P John James (6)
 Cliff Parsley (18)

Pro Bowl

GM: Ladd Herzog; **Head Coach:** Ed Biles
Asst. Coaches: Jim Shofner (off. coord.), Bill Allerheiligen (strength & cond.), Andy Bourgeois (WR), Ray Callahan (OL), Bob Gambold (DB), Ken Houston (def. asst.), Elijah Pitts (off. backs), Dick Selcer (LB), Ralph Staub (DL)

AMERICAN FOOTBALL CONFERENCE STANDINGS

AFC	W	L	T	Pct
* L.A. Raiders	8	1	0	.889
* Miami	7	2	0	.778
* Cincinnati	7	2	0	.778
* Pittsburgh	6	3	0	.667
* San Diego	6	3	0	.667
* N.Y. Jets	6	3	0	.667
* New England	5	4	0	.556
* Cleveland	4	5	0	.444
Buffalo	4	5	0	.444
Seattle	4	5	0	.444
Kansas City	3	6	0	.333
Denver	2	7	0	.222
Houston	1	8	0	.111
Baltimore	0	8	1	.056

NATIONAL FOOTBALL CONFERENCE STANDINGS

NFC	W	L	T	Pct
* Washington	8	1	0	.889
* Dallas	6	3	0	.667
* Green Bay	5	3	1	.611
* Minnesota	5	4	0	.556
* Atlanta	5	4	0	.556
* St. Louis	5	4	0	.556
* Tampa Bay	5	4	0	.556
* Detroit	4	5	0	.444
New Orleans	4	5	0	.444
N.Y. Giants	4	5	0	.444
San Francisco	3	6	0	.333
Chicago	3	6	0	.333
Philadelphia	3	6	0	.333
L.A. Rams	2	7	0	.222

* Playoff Participant



1981 SEASON (7-9 REGULAR SEASON, 0-0 PLAYOFFS) • 3RD PLACE AFC CENTRAL

DATE	OPPONENT	SCORE	W/L	ATT
Sep. 6	at L.A. Rams	27-20	W	63,198
Sep. 13	at Cleveland	9-3	W	79,483
Sep. 20	MIAMI	10-16	L	47,379
Sep. 27	at NY Jets	17-33	L	50,309
Oct. 4	CINCINNATI	17-10	W	44,350
Oct. 11	SEATTLE	35-17	W	42,671
Oct. 18	at New England	10-38	L	60,474
Oct. 26	at Pittsburgh	13-26	L	52,732
Nov. 1	at Cincinnati	21-34	L	54,736
Nov. 8	OAKLAND	17-16	W	45,519
Nov. 15	at Kansas City	10-23	L	73,984
Nov. 22	NEW ORLEANS	24-27	L	49,581
Nov. 29	ATLANTA	27-31	L	40,201
Dec. 3	CLEVELAND	17-13	W	44,502
Dec. 13	at San Francisco	6-28	L	55,707
Dec. 20	PITTSBURGH	21-20	W	41,056

	TITANS	OPP
Total First Downs	241	325
Rushing	103	138
Passing	124	162
Penalty	14	25
3rd Down: Made/Att	69/212	102/235
3rd Down Pct.	32.5	43.4
4th Down: Made/Att	--	--
4th Down Pct.	--	--
Possession Avg.	27:56	32:04
Total Net Yards	4511	5726
Avg. Per Game	281.9	357.9
Total Plays	947	1084
Avg. Per Play	4.8	5.3
Net Yards Rushing	1734	2411
Avg. Per Game	108.4	150.7
Total Rushes	466	549
Net Yards Passing	2777	3315
Avg. Per Game	173.6	207.2
Sacked/Yards Lost	40/342	33/239
Gross Yards	3119	3554
Att./Comp.	441/258	502/295
Completion Pct.	58.5	58.8
Had Intercepted	23	18
Punts/Average	79/39.7	70/41.9
Net Punting Avg.	79/34.4	70/33.9
Penalties/Yards	93/825	92/838
Fumbles/Ball Lost	33/21	20/13
Touchdowns	34	39
Rushing	11	16
Passing	21	22
Returns	2	1

BY PERIODS	1	2	3	4	OT	PTS
Oilers	47	66	55	113	0	281
Opponents	73	93	105	84	0	355

SCORING	TD	RU	PA	RT	PAT	FG	S	TP
Fritsch	0	0	0	0	32/34	15/22	0	77
Campbell	10	10	0	0			0	60
Casper	8	0	8	0			0	48
Burrough	7	0	7	0			0	42
Holston	2	0	2	0			0	12
Armstrong	1	0	1	0			0	6
Barber	1	0	1	0			0	6
Carpenter	1	0	1	0			0	6
Coleman	1	1	0	0			0	6
Renfro	1	0	1	0			0	6
Roaches	1	0	0	1			0	6
Tullis	1	0	0	1			0	6
Oilers	34	11	21	2	32/34	15/22	0	281
Opponents	39	16	22	1	38/39	27/42	1	355

RUSHING	No	Yds	Avg	Lg	TD
Campbell	361	1376	3.8	43	10
Armstrong	31	146	4.7	18	0
Coleman	21	91	4.3	30	1
Carpenter	18	74	4.1	20	0
T. Wilson	13	35	2.7	7	0
Reaves	6	13	2.2	13	0
Nielsen	6	2	0.3	4	0
Stabler	10	-3	-0.3	4	0
Oilers	466	1734	3.7	43	11
Opponents	549	2411	4.4	56	16

PASSING	Att	Cmp	Pct	Yards	Yds/Att	TD	Int	Lg	Sk/Yds	Rating
Stabler	285	165	57.9	1988	6.98	14	18	71t	29/254	69.5
Nielsen	93	60	64.5	709	7.62	5	3	44	8/61	92.1
J. Reaves	61	31	50.8	379	6.21	2	2	51t	3/27	67.6
Parsley	2	2	100.0	43	21.50	0	0	31	0/0	118.8
Oilers	441	258	58.5	3119	7.07	21	23	71t	40/342	74.4
Opponents	502	295	58.8	3554	7.08	22	18	67t	33/239	80.2

RECEIVING	No	Yds	Avg	Lg	TD
Burrough	40	668	16.7	71t	7
Renfro	39	451	11.6	43	1
Campbell	36	156	4.3	17	0
Casper	33	572	17.3	52t	8
Armstrong	29	278	9.6	48	1
Holston	27	427	15.8	50t	2
Coleman	19	211	11.1	24	0
Barber	13	190	14.6	35	1
Carpenter	13	80	6.2	33t	1
T. Wilson	5	33	6.6	11	0
Smith	2	37	18.5	25	0
Brooks LG	3	37	12.3	21	0
Brooks TM	2	16	8.0	16	0
Smith	2	37	18.5	25	0
Oilers	258	3119	12.1	71t	21
Opponents	295	3554	12.0	67t	22

INTERCEPTIONS	No	Yds	Avg	Lg	TD
Stemrick	3	94	31.3	38	0
Hartwig	3	78	26.0	36	0
Kay	2	47	23.5	30	0
Perry	2	46	23.0	34	0
Bingham	2	20	10.0	17	0
Reinfeldt	2	18	9.0	16	0
Brazile	2	7	3.5	7	0
Washington	1	19	19.0	19	0
J.C. Wilson	1	1	1.0	1	0
Oilers	18	330	18.3	38	0
Opponents	23	289	12.6	49	0

PUNTING	No	Yds	Avg	Net	TB	In	Lg	B
Parsley	79	3137	39.7	34.4	3	17	62	0
Oilers	79	3137	39.7	34.4	3	17	62	0
Opponents	70	2935	41.9	33.9	12	17	65	1

PUNT RETURNS	No	FC	Yds	Avg	Lg	TD
Roaches	39	4	296	7.6	40	0
Tullis	2	0	29	14.5	16	0
Oilers	41	4	325	7.9	40	0
Opponents	47	19	360	7.7	26	0

KICKOFF RETURNS	No	Yds	Avg	Lg	TD
Roaches	28	769	27.5	96t	1
Tullis	32	779	24.3	95t	1
T. Wilson	3	41	13.7	23	0
Armstrong	3	36	12.0	18	0
Hunt	3	19	6.3	11	0
J.C. Wilson	2	27	13.5	14	0
Riley	1	51	51.0	51	0
Oilers	72	1722	23.9	96t	2
Opponents	59	1201	20.4	34	0

FIELD GOALS	1-19	20-29	30-39	40-49	50+
Fritsch	0/0	3/4	4/4	7/13	1/1
Oilers	0/0	3/4	4/4	7/13	1/1
Opponents	4/4	4/5	8/11	10/18	1/4

Fritsch: (50G, 41G, 44B) (42G, 27G, 36G) (40G) (38G) (49N, 48G) () (42G) (34G, 42N, 44G) (44N) (23G, 22N) (21G) (49G) () (32G, 41N) () (47N)

Opponents: (35G, 29N, 36G) (36B, 50B, 29G, 41N) (42G, 37G, 47N, 27G) (41G) (45G, 48N, 36N) (41G, 47N) (32N, 21G) (19G, 19G) (51G, 30G) (51N, 29G, 42G, 43G, 47N) (37G, 42G, 38G) (41B, 46G, 42G) (36G, 54N, 46N) (18G, 19G, 47N) () (40G, 37G)

SACKS
 Baker 10.0, Dorris 5.0, Stensrud 4.0, Kennard 3.5, Bethea 2.0, Brazile 6.0, Washington 2.0, Hunt 1.5, Bingham 1.0, Reinfeldt 1.0, Stringer 1.0, Skaugstad 0.5, Thompson 0.5
Oilers 33.0, Opponents 40.0

TACKLES (Solo-Assists-Total)
 Bingham (112-60-172), Hunt (81-46-127), Brazile (72-40-112), Perry (74-27-101), Kennard (62-29-91), Reinfeldt (49-34-83), Washington (53-21-74), J.C. Wilson (43-19-62), Baker (42-18-60), Dorris (33-27-60), Bethea (29-30-59), Stensrud (28-20-48), Stemrick (34-11-45), Skaugstad (20-18-38), Stringer (15-6-21), Thompson (13-5-18), Hartwig (10-7-17), Kay (13-4-17), Riley (6-8-14), Corker (3-2-5)
Oilers (792-432-1224)

USUAL STARTING LINEUP	
OFFENSE	
WR	Ken Burrough (00)
LT	Leon Gray (74)
LG	John Schuhmacher (68)
C	David Carter (58)
RG	Ed Fisher (60)
RT	Morris Towns (76)
TE	Mike Barber (86)
	Dave Casper (87)
WR	Mike Renfro (82)
	Mike Holston (84)
QB	Ken Stabler (12)
RB	Earl Campbell (34)
FB	Tim Wilson (45)

DEFENSE	
LE	Andy Dorris (69)
NT	Ken Kennard (71)
RE	Elvin Bethea (65)
OLB	Ted Washington (59)
ILB	Gregg Bingham (54)
ILB	Daryl Hunt (50)
OLB	Robert Brazile (52)
LCB	J.C. Wilson (33)
RCB	Greg Stemrick (27)
SS	Vernon Perry (32)
FS	Mike Reinfeldt (37)

SPECIALISTS	
K	Toni Fritsch (16)
P	Cliff Parsley (18)

ADDITIONAL PRO BOWL
Carl Roaches

Pro Bowl
GM: Ladd Herzog; **Head Coach:** Ed Biles
Asst. Coaches: Jim Shofner (off. coord.), Dick Nolan (def. coord.), Andy Bourgeois (WR), Ray Callahan (OL), Joe Galat (DL), Bob Gambold (DB), Elijah Pitts (off. backs), Dick Selcer (LB)

AMERICAN FOOTBALL CONFERENCE STANDINGS

AFC EAST	W	L	T	Pct
Miami	11	4	1	.719
* N.Y. Jets	10	5	1	.656
* Buffalo	10	6	0	.625
Baltimore	2	14	0	.125
New England	2	14	0	.125
AFC CENTRAL				
Cincinnati	12	4	0	.750
Pittsburgh	8	8	0	.500
Houston	7	9	0	.438
Cleveland	5	11	0	.313
AFC WEST				
San Diego	10	6	0	.625
Denver	10	6	0	.625
Kansas City	9	7	0	.563
Oakland	7	9	0	.438
Seattle	6	10	0	.375

NATIONAL FOOTBALL CONFERENCE STANDINGS

NFC EAST	W	L	T	Pct
Dallas	12	4	0	.750
* Philadelphia	10	6	0	.625
* N.Y. Giants	9	7	0	.563
Washington	8	8	0	.500
St. Louis	7	9	0	.438
NFC CENTRAL				
Tampa Bay	9	7	0	.563
Detroit	8	8	0	.500
Green Bay	8	8	0	.500
Minnesota	7	9	0	.438
Chicago	6	10	0	.375
NFC WEST				
San Francisco	10	6	0	.625
Atlanta	7	9	0	.438
Los Angeles	6	10	0	.375
New Orleans	4	12	0	.250

* Wild Card for Playoffs



1980 SEASON (11-5 REGULAR SEASON, 0-1 PLAYOFFS) • 1ST PLACE AFC CENTRAL (TIED)

DATE	OPPONENT	SCORE	W/L	ATT
Sep. 7	at Pittsburgh	17-31	L	54,386
Sep. 15	at Cleveland	16-7	W	80,243
Sep. 21	BALTIMORE	21-16	W	47,878
Sep. 28	at Cincinnati	13-10	W	50,413
Oct. 5	SEATTLE	7-26	L	46,860
Oct. 12	at Kansas City	20-21	L	75,048
Oct. 19	TAMPA BAY	20-14	W	48,167
Oct. 26	CINCINNATI	23-3	W	49,189
Nov. 2	at Denver	20-16	W	74,717
Nov. 10	NEW ENGLAND	38-34	W	51,524
Nov. 16	at Chicago	10-6	W	59,390
Nov. 23	at NY Jets	28-31*	L	52,358
Nov. 30	CLEVELAND	14-17	L	61,514
Dec. 4	PITTSBURGH	6-0	W	53,960
Dec. 14	at Green Bay	22-3	W	53,201
Dec. 21	MINNESOTA	20-16	W	51,064
Dec. 28	at Oakland	7-27	L	52,762

	TITANS	OPP
Total First Downs	329	259
Rushing	155	94
Passing	152	147
Penalty	22	18
3rd Down: Made/Att	92/211	76/211
3rd Down Pct.	43.6	36.0
4th Down: Made/Att	--	--
4th Down Pct.	--	--
Possession Avg.	33:16	26:44
Total Net Yards	5642	4612
Avg. Per Game	352.6	288.3
Total Plays	1063	932
Avg. Per Play	5.3	4.9
Net Yards Rushing	2635	1811
Avg. Per Game	164.7	113.2
Total Rushes	573	444
Net Yards Passing	3007	2801
Avg. Per Game	187.9	175.1
Sacked/Yards Lost	27/264	34/252
Gross Yards	3271	3053
Att./Comp.	463/296	454/246
Completion Pct.	63.9	54.2
Had Intercepted	28	26
Punts/Average	67/40.9	78/40.9
Net Punting Avg.	67/32.4	78/34.2
Penalties/Yards	101/838	101/758
Fumbles/Ball Lost	33/19	22/13
Touchdowns	34	27
Rushing	18	8
Passing	15	16
Returns	1	3

BY PERIODS	1	2	3	4	OT	PTS
Oilers	25	83	83	105	0	295
Opponents	63	85	34	66	3	251

SCORING	TD	RU	PA	RT	PAT	FG	S	TP
Fritsch	0	0	0	0	26/27	19/24	0	83
Campbell	13	13	0	0	0	0	0	78
Barber	5	0	5	0	0	0	0	30
Casper LG	4	0	4	0	0	0	0	24
Caster TM	3	0	3	0	0	0	0	18
Marcol LG	1	0	0	1	18/10	3/4	0	23
Marcol TM	0	0	0	0	1/3	1/1	0	4
Carpenter	3	3	0	0	0	0	0	18
Caster	3	0	3	0	0	0	0	18
Johnson	2	0	2	0	0	0	0	12
T. Wilson	2	1	1	0	0	0	0	12
Coleman	1	1	0	0	0	0	0	6
Corker	1	0	0	1	0	0	0	6
Renfro	1	0	1	0	0	0	0	6
Thompson	0	0	0	0	4/4	0/0	0	4
Oilers	34	18	15	1	31/34	20/25	0	295
Opponents	27	8	16	3	26/27	21/29	0	251

RUSHING	No	Yds	Avg	Lg	TD
Campbell	373	1934	5.2	55t	13
Carpenter	97	359	3.7	46	3
T. Wilson	66	257	3.9	15	1
Coleman	14	82	5.9	27	1
Renfro	1	12	12.0	12	0
Casper LG	2	8	4.0	6	0
Casper TM	2	8	4.0	6	0
Clark	1	3	3.0	3	0
Barber	1	1	1.0	1	0
Johnson	2	1	0.5	4	0
Nielsen	1	0	0.0	0	0
Stabler	15	-22	-1.5	0	0
Oilers	573	2635	4.6	55t	18
Opponents	444	1811	4.1	58	8

PASSING	Att	Cmp	Pct	Yards	Yds/Att	TD	Int	Lg	Sk/Yds	Rating
Stabler	457	293	64.1	3202	7.01	13	28	79t	27/264	68.7
Campbell	2	1	50.0	57	28.50	1	0	57t	0/0	135.4
Nielsen	4	2	50.0	12	3.00	1	0	8t	0/0	95.8
Oilers	463	296	63.9	3271	7.06	15	28	79t	27/264	70.4
Opponents	454	246	54.2	3053	6.72	16	26	50t	34/252	63.1

RECEIVING	No	Yds	Avg	Lg	TD
Barber	59	712	12.1	79t	5
Carpenter	43	346	8.0	25	0
Renfro	35	459	13.1	42	1
Casper LG	56	796	14.2	43	4
Casper TM	34	526	15.5	43	3
Johnson	31	343	11.1	57t	2
T. Wilson	30	170	5.7	13	1
Caster	27	341	12.6	68t	3
Coleman	16	168	10.5	27	0
Campbell	11	47	4.3	10	0
Burrough	4	91	22.8	54	0
Groth	4	47	11.8	18	0
Smith	2	21	10.5	13	0
Oilers	296	3271	11.1	79t	15
Opponents	246	3053	12.4	50t	16

INTERCEPTIONS	No	Yds	Avg	Lg	TD
Tatum	7	100	14.3	35	0
Perry	5	85	17.0	42	0
Reinfeldt	4	36	9.0	23	0
Stemrick	4	25	6.3	15	0
Brazile	2	38	19.0	33	0
J. Wilson	2	26	13.0	26	0
Henderson LG	1	3	3.0	3	0
Henderson TM	1	3	3.0	3	0
Hartwig	1	0	0.0	0	0
Oilers	26	313	12.0	42	0
Opponents	28	424	15.1	82t	2

PUNTING	No	Yds	Avg	Net	TB	In	Lg	B
Parsley	67	2727	40.7	32.4	8	19	57	0
Marcol LG	1	33	33.0	13.0	1	0	33	0
Oilers	67	2727	40.7	32.4	8	19	57	0
Opponents	78	3193	40.9	34.2	7	15	57	0

PUNT RETURNS	No	FC	Yds	Avg	Lg	TD
Roaches	47	6	384	8.2	68	0
Groth	1	0	0	0.0	0	0
Bingham	0	2	--	--	0	0
Oilers	48	8	384	8.0	68	0
Opponents	40	9	394	9.9	50	0

KICKOFF RETURNS	No	Yds	Avg	Lg	TD
Roaches	37	746	20.2	46	0
Groth	12	216	18.0	27	0
Barber	1	12	12.0	12	0
Carpenter	1	7	7.0	7	0
Bingham	1	0	0.0	0	0
Smith	1	0	0.0	0	0
Oilers	53	981	18.5	46	0
Opponents	68	1265	18.6	63	0

FIELD GOALS	1-19	20-29	30-39	40-49	50+
Fritsch	1/1	7/9	7/8	4/6	0/0
Marcol LG	0/0	1/1	0/1	2/2	0/0
Marcol TM	0/0	1/1	0/0	0/0	0/0
Oilers	1/1	8/10	7/8	4/6	0/0
Opponents	0/0	12/12	5/7	3/7	1/3

Fritsch: (31G) (25G, 29G, 17G) () (27G, 29G) () (41G, 46G) (21G, 33G, 49N) (33G, 46G, 30G) () (45G) (29N, 29G) (29N) (38N) (37G, 33G) () (23G, 31G, 48B)

Marcol: () () () () () () () () () () () () (27G) ()

Opponents: (49N, 27G) () (30G, 23G, 29G) (26G) (32G, 33G, 50G, 44G, 40N) (53N) () (23G, 43N) (45G, 20G, 28G) (26G, 44G, 40N) (53N) () (23G, 43N) (45G, 20G, 28G) (26G, 44G, 32B) (27G, 22G) (36N, 38G) (50N, 25G) (42N) (28G) (38G)

SACKS
Stensrud 7.0, Baker 6.5, Brazile 6.5, Washington 4.0, Bethea 2.0, Bingham 1.0, Henderson 1.0, Kennard 0.5
Oilers 34.0, Opponents 27.0

TACKLES (Solo-Assists-Total)
Bingham (112-100-212), Brazile (73-68-141), Perry (55-56-111), Reinfeldt (61-48-109), Washington (60-38-98), Wilson (55-39-94), Bethea (40-37-77), Hunt (34-43-77), Dorris (34-34-68), Kennard (26-40-66), Stringer (26-29-55), Stensrud (32-23-55), Stemrick (33-15-48), Baker (25-19-44), Tatum (15-9-24), Thompson (6-13-19), Henderson (11-7-18), Hartwig (4-2-6)
Oilers (702-620-1322)

USUAL STARTING LINEUP

OFFENSE
WR Billy Johnson (84)
or **TE Dave Casper (87)**
LT Leon Gray (74)
LG Bob Young (63)
C Carl Mauck (55)
RG Ed Fisher (60)
RT Morris Towns (76)
TE Mike Barber (86)
WR Mike Renfro (82)
QB Ken Stabler (12)
RB Earl Campbell (34)
FB Tim Wilson (45)

DEFENSE
LE Andy Dorris (69)
NT Ken Kennard (71)
RE Elvin Bethea (65)
OLB Ted Washington (59)
ILB Art Stringer (56)
Daryl Hunt (50)
ILB Gregg Bingham (54)
OLB Robert Brazile (52)
LCB J.C. Wilson (33)
RCB Greg Stemrick (27)
SS Vernon Perry (32)
FS Mike Reinfeldt (37)

SPECIALISTS
K Toni Fritsch (16)
P Cliff Parsley (18)

Pro Bowl
All-Pro

GM/Head Coach: Bum Phillips
Asst. Coaches: Ed Biles (def. coord.), Andy Bourgeois (off. backs), Joe Bugel (off. line), King Hill (WR/QB), Wade Phillips (DL), Bob Gambold (DB), John Paul Young (ST/LB)

AMERICAN FOOTBALL CONFERENCE STANDINGS

AFC EAST	W	L	T	Pct
Buffalo	11	5	0	.688
New England	10	6	0	.625
Miami	8	8	0	.500
Baltimore	7	9	0	.438
N.Y. Jets	4	12	0	.250

AFC CENTRAL	W	L	T	Pct
Cleveland	11	5	0	.688
* Houston	11	5	0	.688
Pittsburgh	9	7	0	.563
Cincinnati	6	10	0	.375

AFC WEST	W	L	T	Pct
San Diego	11	5	0	.688
* Oakland	11	5	0	.688
Kansas City	8	8	0	.500
Denver	8	8	0	.500
Seattle	4	12	0	.250

NATIONAL FOOTBALL CONFERENCE STANDINGS

NFC EAST	W	L	T	Pct
Philadelphia	12	4	0	.750
* Dallas	12	4	0	.750
Washington	6	10	0	.375
St. Louis	5	11	0	.313
N.Y. Giants	4	12	0	.250

NFC CENTRAL	W	L	T	Pct
Minnesota	9	7	0	.563
Detroit	10	6	0	.625
Chicago	7	9	0	.438
Tampa Bay	5	10	1	.344
Green Bay	5	10	1	.344

NFC WEST	W	L	T	Pct
Atlanta	12	4	0	.750
* Los Angeles	11	5	0	.688
San Francisco	6	10	0	.375
New Orleans	1	15	0	.063

* Wild Card for Playoffs

1979 SEASON (11-5 REGULAR SEASON, 2-1 PLAYOFFS) • 2ND PLACE AFC CENTRAL

DATE	OPPONENT	SCORE	W/L	ATT
Sep. 2	at Washington	29-27	W	54,582
Sep. 9	at Pittsburgh	7-38	L	49,792
Sep. 16	KANSAS CITY	20-6	W	45,684
Sep. 23	at Cincinnati	30-27*	W	45,615
Sep. 30	CLEVELAND	31-10	W	48,915
Oct. 7	ST. LOUIS	17-24	L	53,043
Oct. 14	at Baltimore	28-16	W	45,021
Oct. 21	at Seattle	14-34	L	60,705
Oct. 28	NY JETS	27-24*	W	45,825
Nov. 5	at Miami	9-6	W	70,273
Nov. 11	OAKLAND	31-17	W	48,614
Nov. 18	CINCINNATI	42-21	W	49,829
Nov. 22	at Dallas	30-24	W	63,897
Dec. 2	at Cleveland	7-14	L	69,112
Dec. 10	PITTSBURGH	20-17	W	55,293
Dec. 16	PHILADELPHIA	20-26	L	49,407
Dec. 23	DENVER	13-7	W	48,776
Dec. 29	at San Diego	17-14	W	51,192
Jan. 6	at Pittsburgh	13-27	L	50,475

* Overtime

	TITANS	OPP
Total First Downs	268	304
Rushing	149	125
Passing	100	158
Penalty	19	21
3rd Down: Made/Att	107/253	97/226
3rd Down Pct.	42.3	42.9
4th Down: Made/Att	--	--
4th Down Pct.	--	--
Possession Avg.	30:42	29:18
Total Net Yards	4827	4990
Avg. Per Game	301.7	311.9
Total Plays	1034	1038
Avg. Per Play	4.7	4.8
Net Yards Rushing	2571	2225
Avg. Per Game	160.7	139.1
Total Rushes	616	522
Net Yards Passing	2256	2765
Avg. Per Game	141.0	172.8
Sacked/Yards Lost	32/238	51/421
Gross Yards	2494	3186
Att./Comp.	386/195	465/242
Completion Pct.	50.5	52.0
Had Intercepted	21	34
Punts/Average	93/40.6	73/41.0
Net Punting Avg.	93/31.7	73/35.8
Penalties/Yards	109/942	103/920
Fumbles/Ball Lost	31/11	29/16
Touchdowns	43	40
Rushing	24	19
Passing	17	18
Returns	2	3

BY PERIODS	1	2	3	4	OT	PTS
Oilers	58	144	81	73	6	362
Opponents	81	87	50	113	0	331

SCORING	TD	RU	PA	RT	PAT	FG	S	TP
Campbell	19	19	0	0			0	114
Fritsch	0	0	0	0	41/43	21/25	0	104
Burrough	6	0	6	0			0	36
Carpenter	4	3	1	0			0	24
Barber	3	0	3	0			0	18
T. Wilson	3	2	1	0			0	18
Renfro	2	0	2	0			0	12
Baker	1	0	0	1			0	6
Caster	1	0	1	0			0	6
Coleman	1	0	1	0			0	6
Johnson	1	0	1	0			0	6
Merkens	1	0	1	0			0	6
J.C. Wilson	1	0	0	1			0	6
Oilers	43	24	17	2	41/43	21/25	0	362
Opponents	40	19	18	3	37/40	18/28	0	331

RUSHING	No	Yds	Avg	Lg	TD
Campbell	368	1697	4.6	61t	19
Carpenter	92	355	3.9	13	3
T. Wilson	84	319	3.8	19	2
Coleman	21	81	3.9	10	0
Clark	22	51	2.3	7	0
Caster	4	25	6.3	10	0
Pastorini	15	23	1.5	14	0
King	3	9	3.0	4	0
Nielsen	5	7	1.4	7	0
Barber	2	4	2.0	6	0
Oilers	616	2571	4.2	61t	24
Opponents	522	2225	4.3	40	19

PASSING	Att	Cmp	Pct	Yards	Yds/Att	TD	Int	Lg	Sk/Yds	Rating
Pastorini	324	163	50.3	2090	6.45	14	18	55t	29/212	62.1
G. Nielsen	61	32	52.5	404	6.62	3	3	41	3/26	69.3
Burrough	1	0	0.0	0	0.00	0	0	0	0/0	39.6
Oilers	386	195	50.5	2494	6.46	17	21	55t	32/238	63.1
Opponents	465	242	52.0	3186	6.85	18	34	56t	51/421	56.4

RECEIVING	No	Yds	Avg	Lg	TD
Burrough	40	752	18.8	55t	6
T. Wilson	29	208	7.2	24t	1
Barber	27	377	14.0	37t	3
Caster	18	239	13.3	36	1
Renfro	16	323	20.2	49	2
Carpenter	16	116	7.3	22	1
Campbell	16	94	5.9	46	0
Coleman	12	114	9.5	17	1
Johnson	6	108	18.0	29	1
Clark	6	58	9.7	38	0
Rucker	4	40	10.0	16	0
Merkens	3	44	14.7	20	1
Ellender	1	15	15.0	15	0
Groth	1	6	6.0	6	0
Oilers	195	2494	12.8	55t	17
Opponents	242	3186	13.2	56t	18

INTERCEPTIONS	No	Yds	Avg	Lg	TD
Reinfeldt	12	205	17.1	39	0
J.C. Wilson	6	135	22.5	66	1
Bingham	3	78	26.0	54	0
Perry	3	33	11.0	24	0
Stemrick	2	50	25.0	50	0
Brazile	2	45	22.5	26	0
Alexander	2	27	13.5	19	0
Hartwig	2	24	12.0	24	0
Stringer	2	21	10.5	21	0
Oilers	34	618	18.2	66	1
Opponents	21	290	13.8	68	1

PUNTING	No	Yds	Avg	Net	TB	In	Lg	B
Parsley	93	3777	40.6	31.7	5	14	59	0
Oilers	93	3777	40.6	31.7	5	14	59	0
Opponents	73	2992	41.0	35.8	8	19	57	0

PUNT RETURNS	No	FC	Yds	Avg	Lg	TD
Ellender	31	2	203	6.5	36	0
Johnson	4	0	17	4.3	16	0
Merkes	2	5	6	3.0	6	0
Coleman	1	0	-5	-5.0	-5	0
Thompson	0	1	0	0.0	0	0
Oilers	38	8	221	5.8	36	0
Opponents	64	9	726	11.3	55t	1

KICKOFF RETURNS	No	Yds	Avg	Lg	TD
Ellender	24	514	21.4	35	0
Coleman	16	321	20.1	27	0
Hartwig	13	238	18.3	37	0
Johnson	4	37	9.3	12	0
Carpenter	2	34	17.0	17	0
T. Wilson	2	30	15.0	15	0
Merkens	2	22	11.0	13	0
Groth	1	21	21.0	21	0
King	1	17	17.0	17	0
Caster	1	0	0.0	0	0
Stemrick	1	0	0.0	0	0
Oilers	67	1234	18.4	37	0
Opponents	69	1310	19.0	58	0

FIELD GOALS	1-19	20-29	30-39	40-49	50+
Fritsch	0/0	7/7	5/6	7/10	2/2
Oilers	0/0	7/7	5/6	7/10	2/2
Opponents	0/0	2/3	8/12	5/9	3/4

Fritsch: (41G, 46G, 26G) () (28G, 23G) (33G, 47G, 29G) (28G) (51G) () (31N, 47G, 35G) (46G, 48N, 48G, 39G) (51G) () (27G) (43B) (44N, 24G, 34G) (44G, 37G)

Opponents: (37G, 39G, 70N) (45G, 42N) (27N) (52G, 48N, 55G, 32N) (44G, 32) (24G) (35N, 34G) (48G, 30G) (31G) (32G, 51G) (32G) () (44G) (36N, 41N) (37G, 41N) (22G, 41G)

SACKS
Baker 15.5, Dorris 9.5, Washington 8.0, Brazile 5.0, Kennard 4.5, Culp 3.0, Stensrud 2.0, Bingham 1.0
Oilers 51.0, Opponents 32.0

TACKLES (Solo-Assists-Total)
Bingham (100-103-203), Brazile (86-58-144), Perry (55-56-111), Dorris (44-48-92), Stringer (59-32-91), Wilson (57-43-100), Reinfeldt (50-38-88), Washington (66-21-87), Culp (54-24-78), Bethea (34-31-65), Hunt (26-36-62), Stemrick (40-16-56), Baker (32-22-54), Thompson (22-13-35), Kennard (19-15-34), Hartwig (8-3-11), Stensrud (15-3-8), Currier (5-1-6)
Oilers (762-560-1322)

USUAL STARTING LINEUP

OFFENSE

WR Ken Burrough (00)

LT Leon Gray (74)

LG Conway Hayman (70)

C Carl Mauck (55)

RG Ed Fisher (60)

RT Morris Towns (76)

TE Mike Barber (86)

WR Rich Caster (88)

QB Dan Pastorini (7)

RB Earl Campbell (34)

FB Tim Wilson (45)

DEFENSE

LE Andy Dorris (69)

NT Curley Culp (78)

RE Elvin Bethea (65)

OLB Ted Washington (59)

ILB Gregg Bingham (54)

ILB Art Stringer (56)

Daryl Hunt (50)

OLB Robert Brazile (52)

LCB J.C. Wilson (33)

RCB Greg Stemrick (27)

SS Vernon Perry (32)

FS Mike Reinfeldt (37)

SPECIALISTS

K Toni Fritsch (16)

P Cliff Parsley (18)

NFL MOST VALUABLE PLAYER
Earl Campbell

Pro Bowl
All-Pro

GM/Head Coach: Bum Phillips
Asst. Coaches: Ed Biles (def. coord./LB), Andy Bourgeois (off. backs), Joe Bugel (off. line), King Hill (WR), Wade Phillips (DL), Bob Gambold (DB), John Paul Young (ST)

AMERICAN FOOTBALL CONFERENCE STANDINGS

AFC EAST	W	L	T	Pct
Miami	10	6	0	.625
New England	9	7	0	.563
N.Y. Jets	8	8	0	.500
Buffalo	7	9	0	.438
Baltimore	5	11	0	.313
AFC CENTRAL	W	L	T	Pct
Pittsburgh	12	4	0	.750
* Houston	11	5	0	.688
Cleveland	9	7	0	.563
Cincinnati	4	12	0	.250
AFC WEST	W	L	T	Pct
San Diego	12	4	0	.750
* Denver	10	6	0	.625
Seattle	9	7	0	.563
Oakland	9	7	0	.563
Kansas City	7	9	0	.438

NATIONAL FOOTBALL CONFERENCE STANDINGS

NFC EAST	W	L	T	Pct
Dallas	11	5	0	.688
* Philadelphia	11	5	0	.688
Washington	10	6	0	.625
N.Y. Giants	6	10	0	.375
St. Louis	5	11	0	.313
AFC CENTRAL	W	L	T	Pct
Tampa Bay	10	6	0	.625
* Chicago	10	6	0	.625
Minnesota	7	9	0	.438
Green Bay	5	11	0	.313
Detroit	2	14	0	.125
AFC WEST	W	L	T	Pct
Los Angeles	9	7	0	.563
New Orleans	8	8	0	.500
Atlanta	6	10	0	.375
San Francisco	2	14	0	.125

* Wild Card for Playoffs



1978 SEASON (10-6 REGULAR SEASON, 2-1 PLAYOFFS) • 2ND PLACE AFC CENTRAL

DATE	OPPONENT	SCORE	W/L	ATT
Sep. 3	at Atlanta	14-20	L	57,328
Sep. 10	at Kansas City	20-17	W	40,213
Sep. 17	SAN FRANCISCO	20-19	W	46,161
Sep. 24	LOS ANGELES	6-10	L	45,749
Oct. 1	at Cleveland	16-13	W	72,776
Oct. 8	at Oakland	17-21	L	52,550
Oct. 15	BUFFALO	17-10	W	47,727
Oct. 23	at Pittsburgh	24-17	W	48,021
Oct. 29	at Cincinnati	13-28	L	50,532
Nov. 5	CLEVELAND	14-10	W	45,827
Nov. 12	at New England	26-23	W	60,356
Nov. 20	MIAMI	35-30	W	50,290
Nov. 26	CINCINNATI	17-10	W	43,245
Dec. 3	PITTSBURGH	3-13	L	54,261
Dec. 10	at New Orleans	17-12	W	63,169
Dec. 17	SAN DIEGO	24-45	L	49,554
Dec. 24	at Miami	17-9	W	70,036
Dec. 31	at New England	31-14	W	61,297
Jan. 7	at Pittsburgh	5-34	L	49,417

* Overtime

	TITANS	OPP
Total First Downs	276	292
Rushing	135	120
Passing	119	144
Penalty	22	28
3rd Down: Made/Att	100/232	90/225
3rd Down Pct.	43.1	40.0
4th Down: Made/Att	--	--
4th Down Pct.	--	--
Possession Avg.	29:44	30:16
Total Net Yards	4814	4914
Avg. Per Game	300.9	307.1
Total Plays	993	1021
Avg. Per Play	4.8	4.8
Net Yards Rushing	2476	2072
Avg. Per Game	154.8	129.5
Total Rushes	603	556
Net Yards Passing	2338	2842
Avg. Per Game	146.1	177.6
Sacked/Yards Lost	17/135	37/283
Gross Yards	2473	3125
Att./Comp.	373/201	428/240
Completion Pct.	53.9	56.1
Had Intercepted	17	17
Punts/Average	92/38.5	81/42.7
Net Punting Avg.	92/31.5	81/35.1
Penalties/Yards	102/833	99/940
Fumbles/Ball Lost	35/21	28/16
Touchdowns	35	34
Rushing	19	14
Passing	16	17
Returns	0	3

BY PERIODS	1	2	3	4	OT	PTS
Oilers	38	80	65	100	0	283
Opponents	43	119	67	69	0	298

SCORING	TD	RU	PA	RT	PAT	FG	S	TP
Campbell	13	13	0	0	0	0	0	78
Fritsch	0	0	0	0	31/32	14/18	0	73
Carpenter	5	5	0	0	0	0	0	30
Caster	5	0	5	0	0	0	0	30
Barber	3	0	3	0	0	0	0	18
Burrough	2	0	2	0	0	0	0	12
Coleman	2	1	1	0	0	0	0	12
Renfro	2	0	2	0	0	0	0	12
Woods	2	0	2	0	0	0	0	12
T. Wilson	1	0	1	0	0	0	0	6
Oilers	35	19	16	0	31/32	14/18	0	283
Opponents	34	14	17	3	33/34	19/32	2	298

RUSHING	No	Yds	Avg	Lg	TD
Campbell	302	1450	4.8	81t	13
T. Wilson	126	431	3.4	24	0
Carpenter	82	348	4.2	20	5
Coleman	61	188	3.1	16	1
Caster	5	32	6.4	11	0
Barber	2	14	7.0	13	0
Pastorini	18	11	0.6	11	0
Renfro	1	9	9.0	9	0
Woods	2	4	2.0	5	0
Duncan	1	0	0.0	0	0
Burrough	3	-11	-3.7	1	0
Oilers	603	2476	4.1	81t	19
Opponents	556	2072	3.7	65	14

PASSING	Att	Cmp	Pct	Yards	Yds/Att	TD	Int	Lg	Sk/Yds	Rating
Pastorini	368	199	54.1	2473	6.72	16	17	80t	15/123	70.4
G. Neilsen	4	2	50.0	0	0.00	0	0	0	2/12	56.3
Burrough	1	0	0.0	0	0.00	0	0	0	0/0	39.6
Oilers	373	201	53.9	2473	6.63	16	17	80t	17/135	69.9
Opponents	428	240	56.1	3125	7.30	17	17	58t	37/283	75.9

RECEIVING	No	Yds	Avg	Lg	TD
Burrough	47	642	13.3	44	2
Barber	32	513	16.0	72t	3
Renfro	26	339	13.0	58t	2
Caster	20	316	15.8	47t	5
Coleman	19	246	12.9	33	1
Carpeter	17	150	8.8	37	0
T. Wilson	15	91	6.1	14	1
Campbell	12	48	4.0	20	0
Woods	6	96	16.0	80t	2
Rucker	2	38	19.0	22	0
Duncan	2	0	0.0	0	0
B. Johnson	1	10	10.0	10	0
Merkens	1	6	6.0	6	0
Sampson	1	-4	-4.0	-4	0
Oilers	201	2473	12.3	80t	16
Opponents	240	3125	13.0	58t	17

INTERCEPTIONS	No	Yds	Avg	Lg	TD
Alexander	5	51	10.2	29	0
Stemrick	3	65	21.7	38	0
J.C. Wilson	2	10	5.0	10	0
Brazile	1	30	30.0	30	0
Stringer	1	20	20.0	20	0
Currier	1	8	8.0	8	0
Knoff	1	6	6.0	6	0
Whittington	1	6	6.0	6	0
Kiner	1	3	3.0	3	0
Reinfeldt	1	0	0.0	0	0
Oilers	17	199	11.7	38	0
Opponents	17	174	10.2	33	0

PUNTING	No	Yds	Avg	Net	TB	In	Lg	B
Parsley	91	3539	38.9	31.5	6	20	59	1
Oilers	92	3539	38.5	31.5	6	20	59	1
Opponents	81	3462	42.7	35.1	10	19	65	0

PUNT RETURNS	No	FC	Yds	Avg	Lg	TD
Coleman	16	1	142	8.9	32	0
Merkens	13	1	132	10.2	42	0
Woods	9	0	82	9.1	14	0
B. Johnson	8	0	60	7.5	20	0
Southard LG	2	0	-2	-1.0	0	0
Thompson	0	2	0	--	0	0
Oilers	46	4	416	9.0	42	0
Opponents	53	20	517	9.8	82t	1

KICKOFF RETURNS	No	Yds	Avg	Lg	TD
Dirden	32	780	24.4	60	0
Poole	4	107	26.8	31	0
Davis	4	98	24.5	31	0
B. Johnson	4	73	18.3	22	0
Turner	4	69	17.3	23	0
Woods	3	59	19.7	24	0
Coleman	2	40	20.0	23	0
Duncan	2	38	19.0	21	0
Southard LG	2	47	23.5	26	0
T. Wilson	2	29	14.5	16	0
Carpenter	1	11	11.0	11	0
Oilers	58	1304	22.5	60	0
Opponents	61	1360	22.3	47	0

FIELD GOALS	1-19	20-29	30-39	40-49	50+
Fritsch	2/2	2/3	7/9	3/4	0/0
Oilers	2/2	2/3	7/9	3/4	0/0
Opponents	2/2	4/8	7/10	6/10	0/2

Fritsch: () (33G, 49G) (38G, 39N, 19G) (32G, 20G) (19G) (35G) (23N, 43G) (39G) () (30N) () () (38G) (37G, 43N) (22G) (43G)
Opponents: (43N, 30G, 48G) (50N, 41G) (26G, 19G, 46N) (25G, 29B) (41G, 40G) () (33G) (31N, 30G) (45N) (52N, 40G) (32G, 34G, 37G, 38N, 25N) () (34G, 38N) (41G, 43N, 23G, 24N) (23N, 21G) (19G)

SACKS
 records not available
Oilers 37.0, Opponents 17.0

TACKLES (Solo-Assists-Total)
 records not available

USUAL STARTING LINEUP

OFFENSE

WR Ken Burrough (00)
 LT Greg Sampson (73)
 LG George Reihner (64)
 Conway Hayman (70)
 C Carl Mauck (55)
 RG Ed Fisher (60)
 RT Conway Hayman (70)
 Morris Towns (76)
 TE Mike Barber (86)
 WR Mike Renfro (82)
 Rich Caster (88)
 QB Dan Pastorini (7)
RB Earl Campbell (34)
 FB Tim Wilson (45)

DEFENSE

LE James Young (77)
NT Curley Culp (78)
RE Elvin Bethea (65)
 OLB Ted Washington (59)
 ILB Steve Kiner (57)
 ILB Gregg Bingham (54)
OLB Robert Brazile (52)
 LCB Willie Alexander (19)
 RCB Greg Stemrick (27)
 SS Bill Currier (20)
 FS Mike Reinfeldt (37)

SPECIALISTS

K Toni Fritsch (16)
 P Cliff Parsley (18)

Pro Bowl
 All-Pro

GM/Head Coach: Bum Phillips
Asst. Coaches: Ken Shipp (off. coord.), Ed Biles (def. coord.), Andy Bourgeois (off. backs), Joe Bugel (off. line), King Hill (WR), Wade Phillips (DL), Bob Gambold (DB), John Paul Young (ST)

AMERICAN FOOTBALL CONFERENCE STANDINGS

AFC EAST	W	L	T	Pct
New England	11	5	0	.688
* Miami	11	5	0	.688
N.Y. Jets	8	8	0	.500
Buffalo	5	11	0	.313
Baltimore	5	11	0	.313
AFC CENTRAL	W	L	T	Pct
Pittsburgh	14	2	0	.875
* Houston	10	6	0	.625
Cleveland	8	8	0	.500
Cincinnati	4	12	0	.250
AFC WEST	W	L	T	Pct
Denver	10	6	0	.625
Oakland	9	7	0	.563
Seattle	9	7	0	.563
San Diego	9	7	0	.563
Kansas City	4	12	0	.250

NATIONAL FOOTBALL CONFERENCE STANDINGS

NFC EAST	W	L	T	Pct
Dallas	12	4	0	.750
* Philadelphia	9	7	0	.563
Washington	8	8	0	.500
St. Louis	6	10	0	.375
N.Y. Giants	6	10	0	.375
NFC CENTRAL	W	L	T	Pct
Minnesota	8	7	1	.531
Green Bay	8	7	1	.531
Detroit	7	9	0	.438
Chicago	7	9	0	.438
Tampa Bay	5	11	0	.313
NFC WEST	W	L	T	Pct
Los Angeles	12	4	0	.750
* Atlanta	9	7	0	.563
New Orleans	7	9	0	.438
San Francisco	2	14	0	.125

* Wild Card for Playoffs



1976 SEASON (5-9 REGULAR SEASON, 0-0 PLAYOFFS) • 4TH PLACE AFC CENTRAL

DATE	OPPONENT	SCORE	W/L	ATT	RECEIVING	No	Yds	Avg	Lg	TD
Sep. 12	TAMPA BAY	20-0	W	42,228	Burrough	51	932	18.3	69t	7
Sep. 19	at Buffalo	13-3	W	61,364	B. Johnson	47	495	10.5	40t	4
Sep. 26	OAKLAND	13-14	L	42,338	Coleman	40	247	6.2	19	3
Oct. 3	at New Orleans	31-26	W	51,973	Willis	32	255	8.0	42	1
Oct. 10	DENVER	17-3	W	47,928	Alston	19	174	9.2	29	1
Oct. 17	at San Diego	27-30	L	31,565	Sawyer	18	208	11.6	53	1
Oct. 24	CINCINNATI	7-27	L	45,499	Hardeman	7	25	3.6	11	0
Nov. 1	at Baltimore	14-38	L	60,020	Thomas	4	15	3.8	14	0
Nov. 7	CLEVELAND	7-21	L	39,828	Baker	3	32	10.7	14	0
Nov. 14	at Cincinnati	27-31	L	53,243	Dawkins	3	21	7.0	14	0
Nov. 21	at Pittsburgh	16-32	L	47,947	Taylor	2	15	7.5	8	0
Nov. 28	ATLANTA	20-14	W	25,838	Stermrick	1	10	10.0	10	0
Dec. 5	at Cleveland	10-13	L	56,025	Oilers	227	2429	10.7	69t	17
Dec. 11	PITTSBURGH	0-21	L	44,743	Opponents	173	2259	13.1	81t	17

	TITANS	OPP
Total First Downs	199	226
Rushing	71	117
Passing	110	90
Penalty	18	19
3rd Down: Made/Att	65/210	77/220
3rd Down Pct.	31.0	35.0
4th Down: Made/Att	--	2/2
4th Down Pct.	--	100.0
Possession Avg.	25:43	30:00
Total Net Yards	3570	3987
Avg. Per Game	255.0	284.8
Total Plays	878	935
Avg. Per Play	4.1	4.3
Net Yards Rushing	1498	2072
Avg. Per Game	107.0	148.0
Total Rushes	416	540
Net Yards Passing	2072	1915
Avg. Per Game	148.0	136.8
Sacked/Yards Lost	39/357	50/344
Gross Yards	2429	2259
Att./Comp.	423/227	345/173
Completion Pct.	53.7	50.1
Had Intercepted	19	11
Punts/Average	100/35.3	96/38.7
Net Punting Avg.	100/27.9	96/31.8
Penalties/Yards	99/776	107/963
Fumbles/Ball Lost	25/14	33/17
Touchdowns	25	31
Rushing	6	13
Passing	17	17
Returns	2	1

BY PERIODS	1	2	3	4	OT	PTS
Oilers	22	57	54	89	0	222
Opponents	35	79	64	95	0	273

SCORING	TD	RU	PA	RT	PAT	FG	S	TP
Butler	0	0	0	0	24/24	16/27	0	72
Burrough	7	0	7	0	0	0	0	42
Coleman	6	2	3	1	0	0	0	36
B. Johnson	4	0	4	0	0	0	0	24
Willis	3	2	1	0	0	0	0	18
Alston	1	0	1	0	0	0	0	6
Dawkins	1	1	0	0	0	0	0	6
Hardeman	1	1	0	0	0	0	0	6
Sawyer	1	0	1	0	0	0	0	6
Whittington	1	0	0	1	0	0	0	6
Oilers	25	6	17	2	24/24	16/27	0	222
Opponents	31	13	17	1	29/31	18/29	2	273

RUSHING	No	Yds	Avg	Lg	TD
Coleman	171	684	4.0	39	2
Willis	148	542	3.7	44	2
Hardeman	32	114	3.6	21	1
Dawkins	31	61	2.0	7	1
Pastorini	11	45	4.1	11	0
Burrough	3	22	7.3	12	0
Hadl	7	11	1.6	8	0
Taylor	5	11	2.2	8	0
Hoopes LG	2	10	5.0	10	0
B. Johnson	6	6	1.0	10	0
Baker TM	1	2	2.0	2	0
Butler	1	0	0	0	0
Oilers	416	1498	3.6	44	6
Opponents	540	2072	3.8	69t	13

PASSING	Att	Cmp	Pct	Yards	Yds/Att	TD	Int	Lg	Sk/Yds	Rating
Pastorini	309	167	54.0	1795	5.81	10	10	67t	24/234	68.6
Hadl	113	60	53.1	634	5.61	7	8	69t	15/123	60.9
Coleman	1	0	0.0	0	0.00	0	1	0	0/0	0.0
Oilers	423	227	53.7	2429	5.74	17	19	69t	39/357	65.4
Opponents	345	173	50.1	2259	6.55	17	11	81t	50/344	74.3

INTERCEPTIONS	No	Yds	Avg	Lg	TD
Whittington	5	103	20.6	50	0
Bingham	2	18	9.0	15	0
Moore	1	28	28.0	28	0
Reinfeldt	1	19	19.0	19	0
Brazile	1	8	8.0	8	0
Stermrick	1	0	0.0	0	0
Oilers	11	176	16.0	50	0
Opponents	19	197	10.4	39	0

PUNTING	No	Yds	Avg	Net	TB	In	Lg	B
Pastorini	70	2571	36.7	28.3	4	12	74	0
Hoopes LG	49	1849	37.7	25.6	7	8	57	2
Hoopes TM	7	221	31.6	27.9	0	0	38	1
Butler	11	370	33.6	25.6	0	0	39	0
Clark	10	335	33.5	27.3	0	0	47	0
Sawyer	1	32	32.0	35.0	0	1	32	0
Oilers	100	3529	35.3	27.9	4	13	74	1
Opponents	96	3717	38.7	31.8	8	13	78	1

PUNT RETURNS	No	FC	Yds	Avg	Lg	TD
B. Johnson	38	9	403	10.6	46	0
Coleman	7	2	91	13.0	69t	1
Whittington	3	0	10	3.3	7	0
Moore	0	1	0	0.0	0	0
Oilers	48	12	504	10.5	69t	1
Opponents	60	13	659	11.0	67	0

KICKOFF RETURNS	No	Yds	Avg	Lg	TD
B. Johnson	26	579	22.3	53	0
Taylor	15	302	20.1	32	0
A. Johnson	8	150	18.8	25	0
Hardeman	7	171	24.4	40	0
Baker TM	1	15	15.0	15	0
Beirne	1	12	12.0	12	0
Oilers	58	1229	21.2	53	0
Opponents	53	1125	21.2	41	0

FIELD GOALS	1-19	20-29	30-39	40-49	50+
Butler	1/1	4/4	7/10	3/8	1/4
Oilers	1/1	4/4	7/10	3/8	1/4
Opponents	1/1	7/8	6/9	3/9	1/2

Butler: (33G, 45N, 44G) (54G, 44B, 28G) (22G, 40G, 46N, 55N) (31G) (44N, 18G, 36N) (31G, 50N, 36G) (1) (44N) (36N) (39G, 29G) (43G) (22G, 32N, 32G) (31G) (55N)

Opponents: (39N) (50N, 27G, 27N) (42N) (20G, 26G, 43G, 26G) (31G, 49N) (30G) (34G, 46N, 28G) (45N, 25G) (30G, 40G) (50G) (37G, 36N, 35G, 18G) (47N) (29G, 46G, 41N) (39N)

SACKS
records not available
Oilers 50.0, Opponents 39.0

TACKLES (Solo-Assists-Total)
records not available

USUAL STARTING LINEUP

OFFENSE	
WR	Ken Burrough (00)
LT	Greg Sampson (73)
	Kevin Hunt (72)
LG	Conway Hayman (70)
C	Carl Mauck (55)
RG	Ed Fisher (60)
RT	Elbert Drungo (75)
TE	Mack Alston (82)
WR	Billy Johnson (84)
QB	Dan Pastorini (7)
	John Hadl (21)
RB	Ronnie Coleman (47)
FB	Fred Willis (44)

DEFENSE	
LE	Tody Smith (85)
	Al Burton (68)
NT	Curley Culp (78)
RE	Elvin Bethea (65)
OLB	Ted Washington (59)
ILB	Steve Kiner (57)
ILB	Gregg Bingham (54)
OLB	Robert Brazile (52)
LCB	Willie Alexander (19)
RCB	Zeke Moore (22)
SS	Mike Reinfeldt (37)
FS	C.L. Whittington (38)

SPECIALISTS	
K	Skip Butler (2)
P	Dan Pastorini (7)

Pro Bowl

GM/Head Coach: Bum Phillips
Asst. Coaches: King Hill (off. coord./QB), Ed Biles (def. coord.), Andy Bourgeois (off. backs), Ken McCullough (OL), Richie Petitbon (DB), Wade Phillips (LB), Fran Poltfoot (WR), George Rice (DL), Walt Schlinkman (ST)

AMERICAN FOOTBALL CONFERENCE STANDINGS

AFC EAST	W	L	T	Pct
Baltimore	11	3	0	.786
* New England	11	3	0	.786
Miami	6	8	0	.429
N.Y. Jets	3	11	0	.214
Buffalo	2	12	0	.143
AFC CENTRAL	W	L	T	Pct
Pittsburgh	10	4	0	.714
Cincinnati	10	4	0	.714
Cleveland	9	5	0	.643
Houston	5	9	0	.357
AFC WEST	W	L	T	Pct
Oakland	13	1	0	.929
Denver	9	5	0	.643
San Diego	6	8	0	.429
Kansas City	5	9	0	.357
Tampa Bay	0	14	0	.000

NATIONAL FOOTBALL CONFERENCE STANDINGS

NFC EAST	W	L	T	Pct
Dallas	11	3	0	.786
* Washington	10	4	0	.714
St. Louis	10	4	0	.714
Philadelphia	4	10	0	.286
N.Y. Giants	3	11	0	.214
NFC CENTRAL	W	L	T	Pct
Minnesota	11	2	1	.821
Chicago	7	7	0	.500
Detroit	6	8	0	.429
Green Bay	5	9	0	.357
NFC WEST	W	L	T	Pct
Los Angeles	10	3	1	.750
San Francisco	8	6	0	.571
Atlanta	4	10	0	.286
New Orleans	4	10	0	.286
Seattle	2	12	0	.

1975 SEASON (10-4 REGULAR SEASON, 0-0 PLAYOFFS) • 3RD PLACE AFC CENTRAL

DATE	OPPONENT	SCORE	W/L	ATT
Sep. 21	at New England	7-0	W	51,934
Sep. 28	SAN DIEGO	33-17	W	33,765
Oct. 5	CINCINNATI	19-21	L	42,412
Oct. 12	at Cleveland	40-10	W	46,531
Oct. 19	WASHINGTON	13-10	W	49,566
Oct. 26	DETROIT	24-8	W	46,904
Nov. 2	at Kansas City	17-13	W	62,989
Nov. 9	at Pittsburgh	17-24	L	49,460
Nov. 16	MIAMI	20-19	W	48,892
Nov. 24	PITTSBURGH	9-32	L	49,947
Nov. 30	at Cincinnati	19-23	L	46,128
Dec. 7	at San Francisco	27-13	W	44,015
Dec. 14	at Oakland	27-26	W	50,719
Dec. 21	CLEVELAND	21-10	W	43,770

	TITANS	OPP
Total First Downs	234	264
Rushing	121	104
Passing	90	137
Penalty	23	23
3rd Down: Made/Att	72/203	78/205
3rd Down Pct.	35.5	38.0
4th Down: Made/Att	--	--
4th Down Pct.	--	--
Possession Avg.	34:17	21:26
Total Net Yards	3937	4137
Avg. Per Game	281.2	295.5
Total Plays	900	952
Avg. Per Play	4.4	4.3
Net Yards Rushing	2068	1680
Avg. Per Game	147.7	120.0
Total Rushes	526	498
Net Yards Passing	1869	2457
Avg. Per Game	133.5	175.5
Sacked/Yards Lost	27/230	45/343
Gross Yards	2099	2800
Att./Comp.	347/165	409/235
Completion Pct.	47.6	57.5
Had Intercepted	17	24
Punts/Average	74/39.3	73/41.0
Net Punting Avg.	74/32.3	73/30.5
Penalties/Yards	100/849	90/871
Fumbles/Ball Lost	28/17	38/19
Touchdowns	34	27
Rushing	14	13
Passing	14	14
Returns	6	0

BY PERIODS	1	2	3	4	OT	PTS
Oilers	49	84	81	79	0	293
Opponents	37	100	25	64	0	226

SCORING	TD	RU	PA	RT	PAT	FG	S	TP
Butler	0	0	0	0	31/34	18/30	0	85
Burrough	8	0	8	0	0	0	0	48
Coleman	5	5	0	0	0	0	0	30
Hardeman	5	5	0	0	0	0	0	30
Johnson	5	0	1	4	0	0	0	30
Alston	4	0	4	0	0	0	0	24
Willis	2	2	0	0	0	0	0	12
Rodgers	1	1	0	0	0	1	8	8
Culp	1	0	0	1	0	0	6	6
Germany	1	0	0	1	0	0	6	6
Pastorini	1	1	0	0	0	0	6	6
Sawyer	1	0	1	0	0	0	6	6
Bethea	0	0	0	0	0	1	2	2
Oilers	34	14	14	6	31/34	18/30	2	293
Opponents	27	13	14	0	21/27	13/23	2	226

RUSHING	No	Yds	Avg	Lg	TD
Coleman	175	790	4.5	46t	5
Hardeman	166	648	3.9	39	5
Willis	118	420	3.6	23	2
Pastorini	23	97	4.2	19	1
Rodgers	18	55	3.1	8	1
Holmes	19	42	2.2	11	0
Johnson	5	17	3.4	19	0
Dickey	1	3	3.0	3	0
Edwards	1	-4	-4.0	-4	0
Oilers	526	2068	3.9	46t	14
Opponents	498	1680	3.4	36	13

PASSING	Att	Cmp	Pct	Yards	Yds/Att	TD	Int	Lg	Sk/Yds	Rating
Pastorini	342	163	47.7	2053	6.00	14	16	77t	24/210	61.0
Dickey	4	2	50.0	46	11.50	0	1	28	3/20	52.1
Coleman	1	0	0.0	0	0.00	0	0	0	0/0	39.6
Oilers	347	165	47.6	2099	6.05	14	17	77t	27/230	59.9
Opponents	409	235	57.5	2800	6.85	14	24	64	45/343	65.4

RECEIVING	No	Yds	Avg	Lg	TD
Burrough	53	1063	20.1	77t	8
Johnson	37	393	10.6	30	1
Willis	20	104	5.2	20	0
Alston	18	165	9.2	26	4
Coleman	18	129	7.2	24	0
Sawyer	7	144	20.6	51	1
Hardeman	5	10	2.0	9	0
Edwards	2	22	11.0	18	0
Hawkins	1	32	32.0	32	0
Beirne	1	15	15.0	15	0
Frazier	1	9	9.0	9	0
Parks	1	8	8.0	8	0
Holmes	1	5	5.0	5	0
Oilers	165	2099	12.7	77t	14
Opponents	235	2800	11.9	64	14

INTERCEPTIONS	No	Yds	Avg	Lg	TD
Moore	5	137	27.4	74	0
Atkins	4	133	33.3	70	0
Bingham	4	57	14.3	26	0
Alexander	3	41	13.7	32	0
Washington	3	30	10.0	23	0
Germany	2	15	7.5	15	0
Kiner	2	7	3.5	7	0
Whittington	1	5	5.0	5	0
Oilers	24	425	17.7	74	0
Opponents	17	186	10.9	47	0

PUNTING	No	Yds	Avg	Net	TB	In	Lg	B
Pastorini	62	2447	39.5	33.2	7	0	68	0
Beverly TM	12	459	38.3	27.7	1	0	45	0
Oilers	74	2906	39.3	32.3	8	0	68	0
Opponents	73	2990	41.0	30.5	7	0	62	1

PUNT RETURNS	No	FC	Yds	Avg	Lg	TD
Johnson	40	1	612	15.3	83t	3
Cotney	2	1	8	4.0	5	0
Coleman	1	0	0	0.0	0	0
Oilers	43	2	620	14.4	83t	3
Opponents	47	6	356	7.6	52	0

KICKOFF RETURNS	No	Yds	Avg	Lg	TD
Johnson	33	798	24.2	81t	1
Cotney	10	189	18.9	28	0
Coleman	8	149	18.6	27	0
Rodgers	1	13	13.0	13	0
Thompson	1	-5	-5.0	-5	0
Whittington	1	0	0.0	0	0
Oilers	54	1144	21.2	81t	1
Opponents	61	1355	22.2	52	0

FIELD GOALS	1-19	20-29	30-39	40-49	50+
Butler	0/0	8/9	4/8	6/12	0/1
Oilers	0/0	8/9	4/8	6/12	0/1
Opponents	0/0	2/3	8/10	3/6	0/4

Butler: (36N) (29G, 24N, 48N, 38G) (37G) (43N, 46G, 33G, 25G, 21G, 50N) (39N) (42G, 37N) (43N, 44G, 46N) (48N, 48G) (43G, 25G) (44N, 27G) (22G) (27G, 30B, 30G) (23G, 47G) ()
Opponents: (44N, 46N) (53N, 29G) () (39G) (32G, 47N) (34G, 37G, 36B) (37G, 37G) (22G, 39N) () (30G) (33G) (42G, 51N, 41G, 50N) (27N) (51N, 42G)

SACKS
 records not available
Oilers 45.0, Opponents 27.0

TACKLES (Solo-Assists-Total)
 records not available

USUAL STARTING LINEUP

OFFENSE
WR Ken Burrough (80)
 LT Greg Sampson (73)
 LG Ron Saul (64)
 C Carl Mauck (55)
 RG Ed Fisher (60)
 RT Elbert Drungo (75)
 TE Mack Alston (82)
WR Billy Johnson (84)
QB Dan Pastorini (7)
 RB Ronnie Coleman (47)
 FB Don Hardeman (30)

DEFENSE
 LE Tody Smith (85)
NT Curley Culp (78)
RE Elvin Bethea (65)
 OLB Ted Washington (59)
 ILB Steve Kiner (57)
 ILB Gregg Bingham (54)
 OLB Robert Brazile (52)
 LCB Willie Alexander (19)
 RCB Zeke Moore (22)
 SS Willie Germany (29)
 FS Bob Atkins (48)
 C.L.Whittington (38)

SPECIALISTS
 K Skip Butler (2)
 P Dan Pastorini (7)

Pro Bowl
 All-Pro

GM/Head Coach: Bum Phillips
Asst. Coaches: King Hill (off. coord./QB), Ed Biles (def. coord.), Sam Boghosian (OL), Andy Bourgeois (off. backs), Larry Peccatiello (LB), Richie Petitbon (DB), Fran Polsfoot (WR), George Rice (DL), Joe Woolley (ST)

AMERICAN FOOTBALL CONFERENCE STANDINGS

AFC EAST	W	L	T	Pct
Baltimore	10	4	0	.714
Miami	10	4	0	.714
Buffalo	8	6	0	.571
New England	3	11	0	.214
N.Y. Jets	3	11	0	.214
AFC CENTRAL	W	L	T	Pct
Pittsburgh	12	2	0	.857
* Cincinnati	11	3	0	.786
Houston	10	4	0	.714
Cleveland	3	11	0	.214
AFC WEST	W	L	T	Pct
Oakland	11	3	0	.786
Denver	6	8	0	.429
Kansas City	5	9	0	.357
San Diego	2	12	0	.143

NATIONAL FOOTBALL CONFERENCE STANDINGS

NFC EAST	W	L	T	Pct
St. Louis	11	3	0	.786
* Dallas	10	4	0	.714
Washington	8	6	0	.571
N.Y. Giants	5	9	0	.357
Philadelphia	4	10	0	.286
NFC CENTRAL	W	L	T	Pct
Minnesota	12	2	0	.857
Detroit	7	7	0	.500
Chicago	4	10	0	.286
Green Bay	4	10	0	.286
NFC WEST	W	L	T	Pct
Los Angeles	12	2	0	.857
San Francisco	5	9	0	.357
Atlanta	4	10	0	.286
New Orleans	2	12	0	.143

* Wild Card for Playoffs



1974 SEASON (7-7 REGULAR SEASON, 0-0 PLAYOFFS) • 2ND PLACE AFC CENTRAL (TIED)

DATE	OPPONENT	SCORE	W/L	ATT
Sep. 15	SAN DIEGO	21-14	W	25,317
Sep. 22	at Cleveland	7-20	L	55,242
Sep. 29	KANSAS CITY	7-17	L	28,538
Oct. 6	PITTSBURGH	7-13	L	30,049
Oct. 13	at Minnesota	10-51	L	48,006
Oct. 20	ST. LOUIS	27-31	L	26,371
Oct. 27	at Cincinnati	34-21	W	55,434
Nov. 3	at NY Jets	27-22	W	47,218
Nov. 10	at Buffalo	21-9	W	79,144
Nov. 17	CINCINNATI	20-3	W	44,054
Nov. 24	DALLAS	0-10	L	49,775
Dec. 1	at Pittsburgh	13-10	W	41,195
Dec. 8	at Denver	14-37	L	46,942
Dec. 15	CLEVELAND	28-24	W	33,299

	TITANS	OPP
Total First Downs	200	268
Rushing	76	124
Passing	103	129
Penalty	21	15
3rd Down: Made/Att	44/147	52/151
3rd Down Pct.	29.9	34.4
4th Down: Made/Att	1/1	1/2
4th Down Pct.	100.0	50.0
Possession Avg.	36:26	23:34
Total Net Yards	3338	4425
Avg. Per Game	238.4	316.1
Total Plays	817	919
Avg. Per Play	4.1	4.8
Net Yards Rushing	1361	2050
Avg. Per Game	97.2	146.4
Total Rushes	421	474
Net Yards Passing	1977	2375
Avg. Per Game	141.2	169.6
Sacked/Yards Lost	33/298	40/349
Gross Yards	2275	2724
Att./Comp.	363/203	405/231
Completion Pct.	55.9	57.0
Had Intercepted	19	21
Punts/Average	79/39.2	70/39.1
Net Punting Avg.	79/32.4	70/30.0
Penalties/Yards	90/749	94/872
Fumbles/Ball Lost	26/14	26/15
Touchdowns	30	34
Rushing	16	15
Passing	12	19
Returns	2	0

BY PERIODS	1	2	3	4	OT	PTS
Oilers	72	37	62	65	0	236
Opponents	66	81	55	80	0	282

SCORING	TD	RU	PA	RT	PAT	FG	S	TP
Butler	0	0	0	0	29/29	9/19	0	56
Amudson	5	4	1	0			0	30
Rodgers	5	5	0	0			0	30
Willis	4	3	1	0			0	24
Alston	3	0	3	0			0	18
B. Johnson	3	1	2	0			0	18
Burrough	2	0	2	0			0	12
V. Washington	2	2	0	0			0	12
Bethea	1	0	0	1			0	6
Coleman	1	1	0	0			0	6
Montgomery	1	0	1	0			0	6
Moore	1	0	0	1			0	6
Parks	1	0	1	0			0	6
Queen	1	0	1	0			0	6
Oilers	30	16	12	2	29/29	9/19	0	236
Opponents	34	15	19	0	30/34	16/23	0	282

RUSHING	No	Yds	Avg	Lg	TD
Rodgers	122	413	3.4	20t	5
V. Washington	74	281	3.8	23	2
Willis	74	239	3.2	18	3
Coleman	52	193	3.7	37	1
Amudson	59	138	2.3	11	4
B. Johnson	5	82	16.4	47t	1
Dickey	3	7	2.3	7	0
Queen	2	7	3.5	4	0
Gresham	3	6	2.0	3	0
Beverly	1	4	4.0	4	0
Burrough	1	0	0.0	0	0
Alston	1	-3	-3.0	-3	0
Pastorini	24	-6	-3	7	0
Oilers	421	1361	3.2	47t	16
Opponents	474	2050	4.3	53	15

PASSING	Att	Cmp	Pct	Yards	Yds/Att	TD	Int	Lg	Sk/Yds	Rating
Pastorini	247	140	56.7	1571	6.36	10	10	65	23/225	72.4
Dickey	113	63	55.8	704	6.23	2	8	59	10/73	50.9
Coleman	2	0	0.0	0	0	0	0	0	0/0	39.6
Amudson	1	0	0.0	0	0	0	1	0	0/0	0.0
Oilers	363	203	55.9	2275	6.27	12	19	65	33/298	64.0
Opponents	405	231	57.0	2724	6.73	19	21	80t	40/349	71.7

RECEIVING	No	Yds	Avg	Lg	TD
Burrough	36	492	13.7	51	2
B. Johnson	29	388	13.4	44	2
Willis	25	130	5.2	21	1
Rodgers	24	153	6.4	24	0
Parks	20	330	16.5	59	1
Amudson	18	152	8.4	29	1
Alston	17	249	14.6	33	3
V. Washington	13	92	7.1	15	0
Montgomery	9	179	19.9	65	1
Coleman	4	9	2.3	7	0
Broadnax	3	69	23.0	42	0
Gresham	3	19	6.3	9	0
Wells	1	9	9.0	9	0
Queen	1	4	4.0	4t	1
Oilers	203	2275	11.2	65	12
Opponents	231	2724	11.8	80t	19

INTERCEPTIONS	No	Yds	Avg	Lg	TD
Atkins	6	85	14.2	36	0
Bingham	4	36	9.0	18	0
Alexander	2	56	28.0	29	0
Moore	2	38	19.0	22t	1
Maxwell	2	30	15.0	15	0
Benson	2	0	0.0	5	0
Kiner	1	34	34.0	34	0
T. Smith	1	34	34.0	34	0
Severson	1	0	0.0	0	0
Oilers	21	313	14.9	36	1
Opponents	19	238	12.5	33	0

PUNTING	No	Yds	Avg	Net	TB	In	Lg	B
Beverly	79	3100	39.2	32.4	2	0	69	0
Oilers	79	3100	39.2	32.4	2	0	69	0
Opponents	70	2738	39.1	30.0	7	0	64	1

PUNT RETURNS	No	FC	Yds	Avg	Lg	TD
B. Johnson	30	3	409	13.6	49	0
Severson	11	2	86	7.8	24	0
Oilers	41	5	495	12.1	49	0
Opponents	56	10	500	8.9	42	0

KICKOFF RETURNS	No	Yds	Avg	Lg	TD
B. Johnson	29	785	27.1	67	0
Gresham	9	180	20.0	40	0
V. Washington	7	177	25.3	40	0
Severson	6	108	18.0	28	0
Coleman	3	91	30.3	39	0
Whittington	3	37	12.3	19	0
Amundson	2	17	8.5	13	0
A. Johnson	1	14	14.0	14	0
Jones	1	0	0.0	0	0
Saul	1	10	10.0	10	0
Oilers	62	1419	22.9	67	0
Opponents	51	1111	21.8	61	0

FIELD GOALS	1-19	20-29	30-39	40-49	50+
Butler	0/0	4/7	2/4	3/7	0/1
Oilers	0/0	4/7	2/4	3/7	0/1
Opponents	0/0	7/7	5/7	4/9	0/0

Butler: (47N, 37N, 28N) () (26B) (26N) (29G, 43N) (28G, 24G) (21G, 34G) (46N, 45G, 46N, 46G) () () (39N) (42G, 34G) (50N) ()

Opponents: (48N, 38N, 40N) (27G, 41G) (35G) (37G, 27G) (42G, 32N) (25G) () (35G) (32G, 28G, 48N, 22G) (28G, 46N) (25G) (44G) (43G, 45N) (37G)

SACKS
records not available
Oilers 40.0, Opponents 33.0

TACKLES (Solo-Assists-Total)
records not available

USUAL STARTING LINEUP

OFFENSE
WR Ken Burrough (00)
LT Greg Sampson (73)
LG Harris Jones (61)
TE Ron Saul (64)
C Sid Smith (77)
QB Fred Hoaglin (53)
RG Brian Goodman (68)
RT Elbert Drungo (75)
TE Mack Alston (82)
WR Billy Parks (20)
QB Dan Pastorini (7)
LYNN DICKEY (10)
RB Vic Washington (23)
Fred Willis (44)
FB Willie Rodgers (34)

DEFENSE
LE Tody Smith (85)
LT Curley Culp (78)
RT Elvin Bethea (65)
RE Al Cowlings (76)
LLB Duane Benson (52)
MLB Gregg Bingham (54)
SLB Steve Kiner (57)
RLB Ted Washington (59)
LCB Willie Alexander (19)
RCB Zeke Moore (22)
SS Al Johnson (25)
FS Bob Atkins (48)

SPECIALISTS
K Skip Butler (2)
P David Beverly (4)

Pro Bowl

GM/Head Coach: Sid Gillman
Asst. Coaches: Bum Phillips (def. coord./DL), Ed Biles (def. asst.), Sam Boghosian (ST), Andy Bourgeois (off. backs), Lew Carpenter (WR), King Hill (QB), Joe Madro (OL), Jerry Meins (strength), Larry Peccatiello (LB), Richie Petitbon (DB), Joe Woolley (off. asst.)

AMERICAN FOOTBALL CONFERENCE STANDINGS

AFC EAST	W	L	T	Pct
Miami	11	3	0	.786
* Buffalo	9	5	0	.643
New England	7	7	0	.500
N.Y. Jets	7	7	0	.500
Baltimore	2	12	0	.143
AFC CENTRAL	W	L	T	Pct
Pittsburgh	10	3	1	.750
Cincinnati	7	7	0	.500
Houston	7	7	0	.500
Cleveland	4	10	0	.286
AFC WEST	W	L	T	Pct
Oakland	12	2	0	.857
Denver	7	6	1	.536
Kansas City	5	9	0	.357
San Diego	5	9	0	.357

NATIONAL FOOTBALL CONFERENCE STANDINGS

NFC EAST	W	L	T	Pct
St. Louis	10	4	0	.714
* Washington	10	4	0	.714
Dallas	8	6	0	.571
Philadelphia	7	7	0	.500
N.Y. Giants	2	12	0	.143
NFC CENTRAL	W	L	T	Pct
Minnesota	10	4	0	.714
Detroit	7	7	0	.500
Green Bay	6	8	0	.429
Chicago	4	10	0	.286
NFC WEST	W	L	T	Pct
Los Angeles	10	4	0	.714
San Francisco	6	8	0	.429
New Orleans	5	9	0	.357
Atlanta	3	11	0	.214

* Wild Card for Playoffs



1973 SEASON (1-13 REGULAR SEASON, 0-0 PLAYOFFS) • 4TH PLACE AFC CENTRAL

DATE	OPPONENT	SCORE	W/L	ATT
Sep. 16	at NY Giants	14-34	L	57,979
Sep. 23	at Cincinnati	10-24	L	51,823
Sep. 30	PITTSBURGH	7-36	L	39,331
Oct. 7	LA RAMS	26-31	L	34,875
Oct. 14	DENVER	20-48	L	32,801
Oct. 21	at Cleveland	13-42	L	61,146
Oct. 28	at Chicago	14-35	L	43,755
Nov. 4	at Baltimore	31-27	W	52,707
Nov. 11	CLEVELAND	13-23	L	37,230
Nov. 18	at Kansas City	14-38	L	68,444
Nov. 25	NEW ENGLAND	0-32	L	27,344
Dec. 2	OAKLAND	6-17	L	25,801
Dec. 9	at Pittsburgh	7-33	L	38,004
Dec. 16	CINCINNATI	24-27	L	21,955

	TITANS	OPP
Total First Downs	193	274
Rushing	89	138
Passing	93	114
Penalty	11	22
3rd Down: Made/Att	48/162	77/175
3rd Down Pct.	29.6	44.0
4th Down: Made/Att	0/3	1/2
4th Down Pct.	0.0	50.0
Possession Avg.	42:51	17:09
Total Net Yards	3307	4647
Avg. Per Game	236.2	331.9
Total Plays	840	929
Avg. Per Play	3.9	5.0
Net Yards Rushing	1388	2410
Avg. Per Game	99.1	172.1
Total Rushes	386	576
Net Yards Passing	1919	2237
Avg. Per Game	137.1	159.8
Sacked/Yards Lost	43/451	27/229
Gross Yards	2370	2466
Att./Comp.	411/225	326/178
Completion Pct.	54.7	54.6
Had Intercepted	27	17
Punts/Average	85/38.8	62/39.6
Net Punting Avg.	85/33.8	62/33.4
Penalties/Yards	95/880	90/811
Fumbles/Ball Lost	43/25	29/10
Touchdowns	22	53
Rushing	9	19
Passing	11	26
Returns	2	8

BY PERIODS	1	2	3	4	OT	PTS
Oilers	37	50	50	62	0	199
Opponents	87	138	101	121	0	447

SCORING	TD	RU	PA	RT	PAT	FG	S	TP
Butler	0	0	0	0	21/21	15/24	0	66
Willis	5	4	1	0			0	30
Alston	4	0	4	0			0	24
Gresham	4	2	1	1			0	24
Burrough	3	1	2	0			0	18
Robinson	2	2	0	0			0	12
Eaglin	1	0	0	1			0	6
Hinton	1	0	1	0			0	6
D. Parks	1	0	1	0			0	6
B. Parks	1	0	1	0			0	6
Dickey	0	0	0	0			0	1
Oilers	22	9	11	2	21/21	15/24	0	199
Opponents	53	19	26	8	52/53	25/42	1	447

RUSHING	No	Yds	Avg	Lg	TD
Willis	171	579	3.4	25	4
Gresham	104	400	3.8	52	2
Robinson	34	151	4.4	22	2
Pastorini	31	102	3.3	17	0
Amundson	15	56	3.7	10	0
Thomas	10	39	3.9	17	0
Burrough	5	38	7.6	34	1
Alston	1	13	13.0	13	0
Dickey	6	9	1.5	6	0
Jolley	7	6	0.9	3	0
Hinton	1	-2	-2.0	-2	0
A. Johnson	1	-3	-3.0	-3	0
Oilers	386	1388	3.6	52	9
Opponents	576	2410	4.2	53t	19

PASSING	Att	Cmp	Pct	Yards	Yds/Att	TD	Int	Lg	Sk/Yds	Rating
Pastorini	290	154	53.1	1482	5.11	5	17	50	30/313	49.0
Dickey	120	71	59.2	888	7.40	6	10	66t	13/138	64.2
Willis	1	0	0.0	0	0.0	0	0	0	0/0	39.6
Oilers	411	225	54.7	2370	5.77	11	27	66t	43/451	53.3
Opponents	326	178	54.6	2466	7.56	26	17	77t	27/229	84.0

RECEIVING	No	Yds	Avg	Lg	TD
Willis	57	371	6.5	50	1
B. Parks	43	581	13.5	66t	1
Burrough	43	577	13.4	49t	2
Gresham	28	244	8.7	62t	1
Alston	19	195	10.3	39t	4
Hinton	13	202	15.5	34t	1
Amundson	7	60	8.6	18	0
Robinson	7	46	6.6	19	0
Jolley	3	56	18.7	48	0
D. Parks	3	31	10.3	12	1
Thomas	1	4	4.0	4	0
McNeil	1	3	3.0	3	0
Oilers	225	2370	10.5	66t	11
Opponents	178	2466	13.9	77t	26

INTERCEPTIONS	No	Yds	Avg	Lg	TD
Roberts	4	55	13.8	27	0
Severson	4	24	6.0	19	0
Alexander	3	3	1.0	3	0
Blahak	2	120	60.0	87	0
Charles	2	74	37.0	39	0
Bingham	2	22	11.0	18	0
Oilers	17	298	17.5	87	0
Opponents	27	357	13.2	86t	4

PUNTING	No	Yds	Avg	Net	TB	In	Lg	B
Butler	36	1344	37.3	34.3	1	0	55	0
Pastorini	27	1087	40.3	34.4	1	0	59	0
Green	22	868	39.5	32.5	2	0	61	0
Oilers	85	3299	38.8	33.8	4	0	61	0
Opponents	62	2457	39.6	33.4	8	0	72	2

PUNT RETURNS	No	FC	Yds	Avg	Lg	TD
Severson	16	2	126	7.9	74	0
Haymond	14	6	101	7.2	44	0
Oilers	30	8	227	7.6	74	0
Opponents	44	16	343	7.8	46	0

KICKOFF RETURNS	No	Yds	Avg	Lg	TD
Haymond	28	703	25.1	47	0
Gresham	27	723	26.8	103t	1
Hinton	8	141	17.6	30	0
Eaglin	3	76	25.3	39	0
Fanucci	3	40	13.3	14	0
Blahak	2	41	20.5	23	0
Jolley	2	41	20.5	21	0
Rice TM	2	17	8.5	9	0
Severson	1	17	17.0	17	0
Oilers	76	1799	23.7	103t	1
Opponents	37	811	21.9	95t	1

FIELD GOALS	1-19	20-29	30-39	40-49	50+
Butler	4/4	2/2	6/8	3/8	0/2
Oilers	4/4	2/2	6/8	3/8	0/2
Opponents	5/5	6/8	6/11	8/15	0/3

Butler: () (31N, 51N, 38G) () (8G, 35G, 37G, 36G) (8G, 35G, 37G, 36G) (20G, 49G) (9G, 31G) () (47N, 38G) (45N, 36N, 27G, 46G) () (43B) (44B, 51N, 44G, 16G) () (43N, 18G)

Opponents: (40N, 48N, 44G, 11G) (39N, 51N, 27G) (37B, 20G, 47G, 26G) (26N, 17G) (32G, 12G) (36N) (42N, 37N) (50N, 38N, 22G, 36G) (47N, 41N, 30G, 22G, 45G) (38G) (26N, 51N, 48G, 36G, 46G) (9G) (44N, 45N, 49G, 31G, 20G, 42G) (11G, 40G)

SACKS
records not available
Oilers 27.0, Opponents 43.0

TACKLES (Solo-Assists-Total)
records not available

USUAL STARTING LINEUP

OFFENSE	
WR	Ken Burrough (00)
LT	Tom Funchess (66)
LG	Solomon Freelon (69)
C	Sam Gruneisen (57)
RG	Al Jenkins (60)
RT	Elbert Drungo (75)
	Levert Carr (63)
TE	Mack Alston (82)
WR	Billy Parks (20)
QB	Dan Pastorini (7)
	Lynn Dickey (10)
RB	Bob Gresham (36)
FB	Fred Willis (44)

DEFENSE	
LE	Tody Smith (10)
LT	Al Cowlings (76)
RT	John Matuszak (78)
RE	Elvin Bethea (65)
LLB	Floyd Rice (85)
	Ralph Cindrich (55)
MLB	Gregg Bingham (54)
RLB	Guy Roberts (56)
LCB	Zeke Moore (22)
RCB	Willie Alexander (19)
SS	Jeff Severson (37)
FS	Bob Atkins (48)
	Joe Blahak (27)

SPECIALISTS	
K	Skip Butler (2)
P	Skip Butler (2)
	Dan Pastorini (7)

Pro Bowl

GM: Sid Gillman; **Head Coach:** Bill Peterson (first five games), Sid Gillman (last nine games)
Asst. Coaches: Bruce Beatty (DL), Andy Bourgeois (ST), Garland Boyette (special assignments), Lew Carpenter (WR), Earnel Durden (off. backs), King Hill (QB), Joe Madro (OL), Burnie Miller (DB), Larry Peccatiello (LB)

AMERICAN FOOTBALL CONFERENCE STANDINGS

AFC EAST	W	L	T	Pct
Miami	12	2	0	.857
Buffalo	9	5	0	.643
New England	5	9	0	.357
Baltimore	4	10	0	.286
N.Y. Jets	4	10	0	.286
AFC CENTRAL	W	L	T	Pct
Cincinnati	10	4	0	.714
* Pittsburgh	10	4	0	.714
Cleveland	7	5	2	.571
Houston	1	13	0	.071
AFC WEST	W	L	T	Pct
Oakland	9	4	1	.679
Denver	7	5	2	.571
Kansas City	7	5	2	.571
San Diego	2	11	1	.179

NATIONAL FOOTBALL CONFERENCE STANDINGS

NFC EAST	W	L	T	Pct
Dallas	10	4	0	.714
* Washington	10	4	0	.714
Philadelphia	5	8	1	.393
St. Louis	4	9	1	.321
N.Y. Giants	2	11	1	.179
NFC CENTRAL	W	L	T	Pct
Minnesota	12	2	0	.857
Detroit	6	7	1	.464
Green Bay	5	7	2	.429
Chicago	3	11	0	.214
NFC WEST	W	L	T	Pct
Los Angeles	12	2	0	.857
Atlanta	9	5	0	.643
New Orleans	5	9	0	.357
San Francisco	5	9	0	.357

* Wild Card for Playoffs



1970 SEASON (3-10-1 REGULAR SEASON, 0-0 PLAYOFFS) • 4TH PLACE AFC CENTRAL

DATE	OPPONENT	SCORE	W/L	ATT
Sep. 20	at Pittsburgh	19-7	W	45,538
Sep. 27	MIAMI	10-20	L	39,840
Oct. 4	at Cincinnati	20-13	W	55,094
Oct. 11	BALTIMORE	20-24	L	48,050
Oct. 18	PITTSBURGH	3-7	L	42,799
Oct. 25	at San Diego	31-31	T	41,427
Nov. 1	at St. Louis	0-44	L	47,911
Nov. 8	at Kansas City	9-24	L	49,810
Nov. 15	SAN FRANCISCO	20-30	L	43,040
Nov. 22	at Cleveland	14-28	L	74,723
Nov. 29	DENVER	31-21	W	35,733
Dec. 7	CLEVELAND	10-21	L	50,582
Dec. 13	CINCINNATI	20-30	L	34,435
Dec. 20	at Dallas	10-52	L	50,504

	TITANS	OPP
Total First Downs	232	227
Rushing	88	85
Passing	126	115
Penalty	18	27
3rd Down: Made/Att	91/225	78/200
3rd Down Pct.	40.4	39.0
4th Down: Made/Att	2/6	2/3
4th Down Pct.	33.3	66.7
Possession Avg.	38:34	17:09
Total Net Yards	4062	4398
Avg. Per Game	290.1	314.1
Total Plays	922	840
Avg. Per Play	4.4	5.2
Net Yards Rushing	1556	1793
Avg. Per Game	111.1	128.1
Total Rushes	419	466
Net Yards Passing	2506	2605
Avg. Per Game	179.0	186.1
Sacked/Yards Lost	33/262	30/246
Gross Yards	2768	2851
Att./Comp.	470/238	344/164
Completion Pct.	50.6	47.7
Had Intercepted	23	18
Punts/Average	84/42.4	77/44.4
Net Punting Avg.	84/35.7	77/39.5
Penalties/Yards	78/833	76/833
Fumbles/Ball Lost	26/15	22/8
Touchdowns	23	44
Rushing	10	16
Passing	12	25
Returns	1	3

BY PERIODS	1	2	3	4	OT	PTS
Oilers	49	57	50	61	0	217
Opponents	51	92	89	120	0	352

SCORING	TD	RU	PA	RT	PAT	FG	S	TP
Gerela	0	0	0	0	23/23	18/32	0	77
LeVias	5	0	5	0	0	0	0	30
Hopkins	3	3	0	0	0	0	0	18
Joiner	3	0	3	0	0	0	0	18
Richardson	3	2	1	0	0	0	0	18
Dawkins	2	2	0	0	0	0	0	12
Reed	2	0	2	0	0	0	0	12
Beirne	1	0	1	0	0	0	0	6
Campbell	1	1	0	0	0	0	0	6
Granger	1	1	0	0	0	0	0	6
Peacock	1	0	0	1	0	0	0	6
Rhyme	1	1	0	0	0	0	0	6
Pritchard	0	0	0	0	0	1	2	0
Oilers	23	10	12	1	23/23	18/32	1	217
Opponents	44	16	25	3	44/44	14/30	1	352

RUSHING	No	Yds	Avg	Lg	TD
Dawkins	124	517	4.2	49	2
Richardson	103	368	3.6	34	2
Hopkins	57	207	3.6	12	3
Campbell	59	189	3.2	28	1
Granger	51	169	3.3	15	1
Rhyme	9	54	6.0	11	1
LeVias	7	37	5.3	24	0
Naponic	3	12	4.0	11	0
C. Johnson	5	3	0.6	9	0
Smiley	1	0	0.0	0	0
Oilers	419	1556	3.7	49	10
Opponents	466	1793	3.8	35	16

PASSING	Att	Cmp	Pct	Yards	Yds/Att	TD	Int	Lg	Sk/Yds	Rating
C. Johnson	281	144	51.2	1652	5.88	7	12	63t	15/124	59.8
Rhyme	168	88	52.4	1031	6.14	5	8	87t	10/85	61.4
Naponic	20	6	30.0	85	4.25	0	2	21	8/53	5.2
LeVias	1	0	0.0	0	0.00	0	1	0	0/0	0.0
Oilers	470	238	50.6	2768	5.89	12	23	87t	33/262	56.9
Opponents	344	164	47.7	2851	8.29	25	18	80t	30/246	78.8

RECEIVING	No	Yds	Avg	Lg	TD
Reed	47	604	12.9	34	2
LeVias	41	529	12.9	63t	5
Richardson	34	381	11.2	67	1
Joiner	28	416	14.9	87t	3
Haik	17	190	11.2	35	0
Beirne	16	216	13.5	25	1
Dawkins	15	94	6.3	17	0
Campbell	15	78	5.2	10	0
Hopkins	14	142	10.1	43	0
Granger	11	118	10.7	22	0
Oilers	238	2768	11.6	87t	12
Opponents	164	2851	17.4	80t	25

INTERCEPTIONS	No	Yds	Avg	Lg	TD
Moore	6	85	14.2	32	0
Houston	3	32	10.7	9	0
Peacock	3	24	8.0	12	0
Mitchell	2	35	17.5	35	0
Pritchard	2	28	14.0	17	0
Boyette	1	18	18.0	18	0
Atkins	1	7	7.0	7	0
Domres	0	13	--	13	0
Oilers	18	242	13.4	35	0
Opponents	23	334	14.5	45t	2

PUNTING	No	Yds	Avg	Net	TB	In	Lg	B
Jones	84	3559	42.4	35.7	6	0	73	1
Oilers	84	3559	42.4	35.7	6	0	73	1
Opponents	77	3419	44.4	39.5	6	0	71	0

PUNT RETURNS	No	FC	Yds	Avg	Lg	TD
LeVias	25	8	213	8.5	33	0
Richardson	10	7	30	3.0	11	0
Houston	4	1	13	3.3	6	0
Beirne	1	0	1	1.0	1	0
Dawkins	1	0	0	0.0	0	0
Oilers	41	16	257	6.3	33	0
Opponents	52	16	441	8.5	38	0

KICKOFF RETURNS	No	Yds	Avg	Lg	TD
LeVias	26	598	23.0	37	0
B. Johnson	15	320	21.3	40	0
Moore	7	190	27.1	45	0
Davis	2	0	0.0	0	0
Drungo	1	25	25.0	25	0
Granger	1	0	0.0	0	0
Hopkins	1	20	20.0	20	0
Lewis	1	15	15.0	15	0
Reed	1	0	0.0	0	0
Oilers	55	1168	21.2	45	0
Opponents	32	741	23.2	35	0

FIELD GOALS	1-19	20-29	30-39	40-49	50+
Gerela	5/5	4/5	6/8	3/14	0/0
Oilers	5/5	4/5	6/8	3/14	0/0
Opponents	1/1	2/6	7/9	3/10	1/4

Gerela: (46N, 8G) (10G) (28G, 37G) (42N, 40B, 48N, 27G, 9G) (40N, 34G) (46N, 48B, 49N, 48N, 18G) (32N) (27N, 38G, 18G, 48G) (26G, 26G) () (41N, 33G) (43G) (47N, 37B, 46G, 31G) (37G)

Opponents: (27N) (40N, 31G, 42G) (23B, 51G, 36G) (34N, 45N, 43G) (57N) (45G) (46N, 48N, 32G, 14G, 38G) (44N, 42B, 39G) (52B, 52N) (33B, 24N) (23N) (44N) (25G, 25G, 30G) (35G)

SACKS
records not available
Oilers 30.0, Opponents 33.0

TACKLES (Solo-Assists-Total)
records not available

USUAL STARTING LINEUP

OFFENSE

WR Charlie Joiner (18)
Jim Beirne (81)

LT Walt Suggs (76)
LG Ken Gray (62)
C Bobby Maples (50)
RG Elbert Drungo (75)
RT Glen Ray Hines (78)
TE Alvin Reed (89)
WR Jerry LeVias (12)
QB Charley Johnson (12)
Jerry Rhome (17)

RB Mike Richardson (24)
Woody Campbell (35)
FB Joe Dawkins (34)
Hoyle Granger (32)

DEFENSE

LE Pat Holmes (79)
LT Willie Parker (74)
RT Tom Domres (71)
RE Elvin Bethea (65)
LLB Olen Underwood (56)
George Webster (90)
MLB Garland Boyette (52)
RLB Ron Pritchard (58)
LCB Leroy Mitchell (41)
RCB Zeke Moore (22)
SS Ken Houston (29)
FS Johnny Peacock (44)

SPECIALISTS

K Roy Gerela (3)
P Spike Jones (11)

Pro Bowl

GM: (none); Head Coach: Wally Lemm
Asst. Coaches: Joe Childress (off. backs), Hugh Devore (LB), F.A. Dry (OL), Bud McFadin (DL), Fran Poltfoot (WR), Walt Schlinkman (DB)

AMERICAN FOOTBALL CONFERENCE STANDINGS

AFC EAST	W	L	T	Pct
Baltimore	11	2	1	.846
* Miami	10	4	0	.714
N.Y. Jets	4	10	0	.286
Buffalo	3	10	1	.231
Boston Patriots	2	12	0	.143
AFC CENTRAL	W	L	T	Pct
Cincinnati	8	6	0	.571
Cleveland	7	7	0	.500
Pittsburgh	5	9	0	.357
Houston	3	10	1	.231
AFC WEST	W	L	T	Pct
Oakland	8	4	2	.667
Kansas City	7	5	2	.583
San Diego	5	6	3	.455
Denver	5	8	1	.385

NATIONAL FOOTBALL CONFERENCE STANDINGS

NFC EAST	W	L	T	Pct
Dallas	10	4	0	.714
N.Y. Giants	9	5	0	.643
St. Louis	8	5	1	.615
Washington	6	8	0	.429
Philadelphia	3	10	1	.231
NFC CENTRAL	W	L	T	Pct
Minnesota	12	2	0	.857
* Detroit	10	4	0	.714
Chicago	6	8	0	.429
Green Bay	6	8	0	.429
NFC WEST	W	L	T	Pct
San Francisco	10	3	1	.769
Los Angeles	9	4	1	.692
Atlanta	4	8	2	.333
New Orleans	2	11	1	.154

* Wild Card for Playoffs



1969 SEASON (6-6-2 REGULAR SEASON, 0-1 PLAYOFFS) • 2ND PLACE AFL EAST

DATE	OPPONENT	SCORE	W/L	ATT
Sep. 14	at Oakland	17-21	L	49,361
Sep. 21	at Buffalo	17-3	W	40,146
Sep. 28	MIAMI	22-10	W	41,086
Oct. 5	BUFFALO	28-14	W	46,485
Oct. 12	at Kansas City	0-24	L	45,805
Oct. 19	at New York	17-26	L	63,841
Oct. 26	DENVER	24-21	W	45,348
Nov. 2	at Boston	0-24	L	19,006
Nov. 9	CINCINNATI	31-31	T	45,298
Nov. 16	at Denver	20-20	T	45,002
Nov. 23	at Miami	32-7	W	27,218
Nov. 27	SAN DIEGO	17-21	L	40,065
Dec. 6	NEW YORK	26-34	L	51,923
Dec. 14	BOSTON	27-23	W	39,215
Dec. 21	at Oakland	7-56	L	53,539

	TITANS	OPP
Total First Downs	256	183
Rushing	95	77
Passing	146	93
Penalty	15	13
3rd Down: Made/Att	--	--
4th Down: Made/Att	--	--
Possession Avg.	25:43	34:17
Total Net Yards	4531	3773
Avg. Per Game	323.6	269.5
Total Plays	965	833
Avg. Per Play	4.7	4.5
Net Yards Rushing	1706	1556
Avg. Per Game	121.9	111.1
Total Rushes	440	430
Net Yards Passing	2825	2217
Avg. Per Game	201.8	158.4
Sacked/Yards Lost	36/322	32/278
Gross Yards	3147	2495
Att./Comp.	489/239	371/167
Completion Pct.	48.9	45.0
Had Intercepted	31	23
Punts/Average	70/38.9	85/43.1
Net Punting Avg.	70/35.8	85/36.8
Penalties/Yards	70/730	61/592
Fumbles/Ball Lost	24/17	27/17
Touchdowns	31	33
Rushing	12	10
Passing	15	18
Returns	4	5

BY PERIODS	1	2	3	4	OT	PTS
Oilers	28	84	58	108	0	278
Opponents	92	82	51	54	0	279

SCORING	TD	RU	PA	RT	PAT	FG	S	TP
Gerela	0	0	0	0	29/29	19/40	0	86
Hopkins	5	4	1	0	0	0	0	30
LeVias	5	0	5	0	0	0	0	30
Beirne	4	0	4	0	0	0	0	26
Granger	4	3	1	0	0	0	0	24
Beathard	2	2	0	0	0	0	0	12
Reed	2	0	2	0	0	0	0	12
Trull	2	2	0	0	0	0	0	12
Campbell	1	1	0	0	0	0	0	6
Domres	1	0	0	1	0	0	0	6
Haik	1	0	1	0	0	0	0	6
Houston	1	0	0	1	0	0	0	6
Johnson	1	0	1	0	0	0	0	6
Moore	1	0	0	1	0	0	0	6
Peacock	1	0	0	1	0	0	0	6
Betha	0	0	0	0	1	2	0	0
Richardson	0	0	0	0	0	2	0	0
Oilers	31	12	15	0	29/29	19/40	1	278
Opponents	33	10	18	5	33/33	16/30	0	279

2-Pt Conversions: Beirne, Richardson Oilers 2-2, Opponents 0-0

RUSHING	No	Yds	Avg	Lg	TD
Granger	186	740	4.0	23	3
Hopkins	131	473	3.6	43t	4
Burrell	41	147	3.6	19	0

PASSING	Att	Cmp	Pct	Yards	Yds/Att	TD	Int	Lg	Sk/Yds	Rating
Beathard	370	180	48.6	2455	6.64	10	21	86t	22/205	55.6
Trull	75	34	45.3	469	6.25	3	6	57	11/85	45.9
Davis	42	25	59.5	223	5.31	2	4	22	3/32	50.1
LeVias	2	0	0.0	0	0.00	0	0	0	0/0	39.6
Oilers	489	239	48.9	3147	6.44	15	31	86t	36/322	53.4
Opponents	371	167	45.0	2495	6.73	18	23	79t	32/278	58.0

Campbell	28	98	3.5	10	1
Beathard	19	89	4.7	16	2
Richardson	5	51	10.2	28	0
Johnson	11	42	3.8	9	0
Trull	8	25	3.1	7	2
Haik	2	21	10.5	11	0
LeVias	6	18	3.0	10	0
Davis	3	2	0.7	4	0
Oilers	440	1706	3.9	43t	12
Opponents	430	1556	3.6	56	10

RECEIVING	No	Yds	Avg	Lg	TD
Reed	51	664	13.0	43t	2
LeVias	42	696	16.6	86t	5
Beirne	42	540	12.9	37t	4
Hopkins	29	338	11.7	56	1
Haik	27	375	13.9	42	1
Granger	27	330	12.2	53	1
Campbell	7	82	11.7	37	0
Joiner	7	77	11.0	16	0
Burrell	5	28	5.6	8	0
Johnson	2	17	8.5	16	1
Oilers	239	3147	13.2	86t	15
Opponents	167	2495	14.9	79t	18

INTERCEPTIONS	No	Yds	Avg	Lg	TD
Farr	6	48	8.0	35	0
Houston	4	87	21.8	51t	1
Moore	4	71	17.8	51t	1
Hicks	4	36	9.0	20	0
Peacock	2	56	28.0	39	0
Webster	2	35	17.5	26	0
Underwood	1	2	2.0	2	0
Oilers	23	335	14.6	51t	2
Opponents	31	441	14.2	57t	3

PUNTING	No	Yds	Avg	Net	TB	In	Lg	B
Gerela	41	1656	40.4	37.0	0	0	70	0
Burrell	29	1066	36.8	34.1	1	0	56	0
Oilers	70	2722	38.9	35.8	1	0	70	0
Opponents	85	3660	43.1	36.8	7	0	78	0

PUNT RETURNS	No	FC	Yds	Avg	Lg	TD
LeVias	35	11	292	8.3	46	0
Richardson	7	7	93	13.3	27	0
Burrell	1	0	6	6.0	6	0
Oilers	43	18	391	9.1	46	0
Opponents	37	14	196	5.3	34	0

KICKOFF RETURNS	No	Yds	Avg	Lg	TD
LeVias	38	940	24.7	87	0
Burrell	5	101	20.2	32	0
Joiner	3	73	24.3	28	0
Reed	3	0	0.0	0	0
Houston	0	27	--	27	0
Oilers	49	1141	23.3	87	0
Opponents	38	792	20.8	51	0

FIELD GOALS	1-19	20-29	30-39	40-49	50+
Gerela	9/9	5/6	3/12	1/8	1/5
Oilers	9/9	5/6	3/12	1/8	1/5
Opponents	8/9	3/7	3/5	2/9	0/0

Gerela: (59N, 51N, 28G) (23N, 21G) (38G, 17G, 17G, 31G, 30G) (45N, 42N, 54N, 39N) (35N, 41N) (35N, 12G) (44N, 39N, 22G) (35N) (37B, 30B, 60N, 50G) (38N, 47N, 46N, 18G, 19G) (21G, 10G, 18G) (42G) (24G) (48N, 30N, 13G, 19G)
Opponents: (47N, 37N, 27N) (14G) (42B, 17G) (44N) (22N, 30G) (45N, 17G, 48G, 45G, 21G) (40N, 21N) (30N, 41N, 30G) (18G) (47N, 27G, 9G) () (25B) (10N, 10G, 38G) (10G, 19G, 27G)

SACKS
 records not available
Oilers 32.0, Opponents 36.0

TACKLES (Solo-Assists-Total)
 records not available

USUAL STARTING LINEUP

OFFENSE

WR Jim Beirne (81)
LT Walt Suggs (76)
LG Tom Regner (60)
C Bobby Maples (50)
RG Sonny Bishop (66)
RT Glen Ray Hines (78)
TE Alvin Reed (89)
WR Mac Haik (86)
Jerry LeVias (23)
QB Pete Beathard (11)
RB Roy Hopkins (36)
FB Hoyle Granger (32)

DEFENSE

LE Pat Holmes (79)
LT Carel Stith (70)
RT Tom Domres (71)
RE Elvin Betha (65)
LLB George Webster (90)
MLB Garland Boyette (52)
RLB Olen Underwood (56)
LCB Miller Farr (20)
RCB Zeke Moore (22)
SS Ken Houston (29)
FS W.K. Hicks (33)
 Johnny Peacock (44)

SPECIALISTS

K Roy Gerela (3)
P Roy Gerela (3)
 Ode Burrell (25)

AFL All-Star Game

All-AFL

GM: Don Klosterman; **Head Coach:** Wally Lemm
Asst. Coaches: Joe Childress (off. backs), Hugh Devore (LB), F.A. Dry (OL), Bud McFadin (DL), Fran Poltfoot (WR), Walt Schlinkman (DB)

AMERICAN FOOTBALL LEAGUE STANDINGS

EASTERN DIVISION	W	L	T	Pct
N.Y. Jets	10	4	0	.714
Houston	6	6	2	.500
Boston Patriots	4	10	0	.286
Buffalo	4	10	0	.286
Miami	3	10	1	.231

WESTERN DIVISION	W	L	T	Pct
Oakland	12	1	1	.923
Kansas City	11	3	0	.786
San Diego	8	6	0	.571
Denver	5	8	1	.385
Cincinnati	4	9	1	.308

DIVISIONAL PLAYOFFS
 Kansas City 13, N.Y. JETS 6; OAKLAND 56, Houston 7

AFL CHAMPIONSHIP
 Kansas City 17, OAKLAND 7



1968 SEASON (7-7 REGULAR SEASON, 0-0 PLAYOFFS) • 2ND PLACE AFL EAST

DATE	OPPONENT	SCORE	W/L	ATT
Sep. 9	KANSAS CITY	21-26	L	45,083
Sep. 14	at Miami	24-10	W	40,067
Sep. 21	at San Diego	14-30	L	46,217
Sep. 29	OAKLAND	15-24	L	46,098
Oct. 6	MIAMI	7-24	L	36,109
Oct. 13	at Boston	16-0	W	32,502
Oct. 20	NEW YORK	14-20	L	51,710
Oct. 27	at Buffalo	30-7	W	34,339
Nov. 3	at Cincinnati	27-17	W	24,012
Nov. 10	at New York	7-26	L	60,242
Nov. 17	DENVER	38-17	W	36,075
Nov. 28	at Kansas City	10-24	L	48,493
Dec. 7	BUFFALO	35-6	W	34,110
Dec. 15	BOSTON	45-17	W	34,198

	TITANS	OPP
Total First Downs	240	198
Rushing	99	89
Passing	128	96
Penalty	13	13
3rd Down: Made/Att	--	--
4th Down: Made/Att	--	--
Possession Avg.	34:17	25:43
Total Net Yards	4352	3375
Avg. Per Game	310.9	241.1
Total Plays	905	854
Avg. Per Play	4.8	4.0
Net Yards Rushing	1804	1704
Avg. Per Game	128.9	121.7
Total Rushes	462	462
Net Yards Passing	2548	1671
Avg. Per Game	182.0	119.4
Sacked/Yards Lost	29/316	33/332
Gross Yards	2864	2003
Att./Comp.	414/191	359/158
Completion Pct.	46.1	44.0
Had Intercepted	25	20
Punts/Average	73/41.2	88/44.1
Net Punting Avg.	73/34.1	88/37.9
Penalties/Yards	61/644	54/526
Fumbles/Ball Lost	28/13	17/10
Touchdowns	38	26
Rushing	16	9
Passing	17	13
Returns	5	4

BY PERIODS	1	2	3	4	OT	PTS
Oilers	65	81	55	102	0	303
Opponents	37	75	58	78	0	248

SCORING	TD	RU	PA	RT	PAT	FG	S	TP
Walker	0	0	0		26/26	8/16	0	50
Haik	8	0	8	0			0	48
Granger	7	7	0	0			0	42
Campbell	6	6	0	0			0	36
Reed	5	0	5	0			0	30
Beirne	4	0	4	0			0	24
Wittenborn	0	0	0	0	11/11	4/13	0	23
Beathard	2	2	0	0			0	12
Farr	2	0	0	2			0	12
Houston	2	0	0	2			0	12
Carwell	1	0	0	1			0	6
Davis	1	1	0	0			0	6
Underwood	0	0	0	0			1	2
Oilers	38	16	17	5	37/37	12/29	1	303
Opponents	26	9	13	4	25/25	21/30	1	248

2-Pt Conversions: Oilers 0-1, Opponents 1-1

RUSHING	No	Yds	Avg	Lg	TD
Granger	202	848	4.2	47t	7
Campbell	115	436	3.8	37	6
Blanks	63	169	2.7	10	0
Hopkins	31	104	3.4	18	0
Davis	15	91	6.1	20	1
Beathard	18	79	4.4	20	2
Trull	14	47	3.4	15	0
Norton	1	20	20.0	20	0
Haik	2	7	3.5	5	0
Beirne	1	3	3.0	3	0
Oilers	462	1804	3.9	47t	16
Opponents	462	1704	3.7	38	9

PASSING	Att	Cmp	Pct	Yards	Yds/Att	TD	Int	Lg	Sk/Yds	Rating
Beathard	223	105	47.1	1559	6.99	7	16	66t	14/150	51.0
Trull	105	53	50.5	864	8.23	10	3	60	9/94	98.3
Davis	86	33	38.4	441	5.13	0	6	55	6/72	26.4
Oilers	414	191	46.1	2864	6.92	17	25	66t	29/316	57.9
Opponents	359	158	44.0	2003	5.58	13	20	80t	33/332	50.9

RECEIVING	No	Yds	Avg	Lg	TD
Reed	46	747	16.2	60	5
Haik	32	584	18.3	59t	8
Beirne	31	474	15.3	66t	4
Granger	26	361	13.9	55	0
Campbell	21	234	11.1	39	0
Blanks	13	184	14.2	61	0
Frazier	9	123	13.7	19	0
Taylor	6	90	15.0	35	0
Hopkins	4	40	10.0	26	0
Burrell	2	35	17.5	33	0
Wittenborn	1	-8	-8.0	-8	0
Oilers	191	2864	15.0	66t	17
Opponents	158	2003	12.7	80t	13

INTERCEPTIONS	No	Yds	Avg	Lg	TD
Houston	5	160	32.0	66t	2
Carwell	4	81	20.3	41	1
Farr	3	104	34.7	52t	2
Hicks	3	42	14.0	28	0
Norton	2	0	0.0	0	0
Webster	1	9	9.0	9	0
Boyette	1	0	0.0	0	0
Underwood	1	0	0.0	0	0
Oilers	20	396	19.8	66t	5
Opponents	25	326	13.0	36	2

PUNTING	No	Yds	Avg	Net	TB	In	Lg	B
Norton	73	3008	41.2	34.1	7	0	64	2
Oilers	73	3008	41.2	34.1	7	0	64	2
Opponents	88	3882	44.1	37.9	5	0	70	0

PUNT RETURNS	No	FC	Yds	Avg	Lg	TD
Carwell	27	2	227	8.4	32	0
Blanks	22	6	179	8.1	39	0
Burrell	2	2	26	13.0	15	0
Moore	1	0	11	11.0	11	0
Oilers	52	10	443	8.5	39	0
Opponents	40	7	379	9.5	67t	1

KICKOFF RETURNS	No	Yds	Avg	Lg	TD
Moore	32	787	24.6	45	0
Carwell	15	335	22.3	38	0
Burrell	2	70	35.0	40	0
Robertson	2	9	4.5	9	0
Hopkins	1	21	21.0	21	0
Houston	1	13	13.0	13	0
Oilers	53	1235	23.3	45	0
Opponents	58	1,302	22.4	-	0

FIELD GOALS	1-19	20-29	30-39	40-49	50+
Walker	3/3	2/3	2/3	1/6	0/1
Wittenborn	1/2	1/2	1/3	1/4	0/2
Oilers	4/5	3/5	3/6	2/10	0/3
Opponents	4/5	8/10	7/8	2/6	0/1

Walker: () () () () () (21N) (44B, 42N, 39G, 22G, 19G) (27G, 41G) () (18G) (45N, 39G) (37N, 47N) (54N, 42N, 16G)
 Wittenborn: (47N) (52N, 32N, 34G) (36N) (40N) (53N, 22N) (13B, 40B, 44G, 15G, 25G) () () () () () ()
 Opponents: (27G, 33G, 26G, 32G) (22G) (35G, 23G, 48G) (34G) (29N, 31G) (49N) (12G) (45N) (16N, 42N, 28G) (20N, 14G, 32G, 28G, 21G) (34N, 12G) (50N, 17G) (40N, 28G, 36G) (42G)

SACKS
 records not available
 Oilers 33.0, Opponents 29.0

TACKLES (Solo-Assists-Total)
 records not available

USUAL STARTING LINEUP

OFFENSE
 WR Jim Beirne (81)
 LT **Walt Suggs (76)**
 LG Tom Regner (60)
 C **Bobby Maples (50)**
 RG **Sonny Bishop (66)**
 RT **Glen Ray Hines (78)**
 TE **Alvin Reed (89)**
 WR Mac Haik (86)
 QB Pete Beathard (11)
 Don Trull (10)
 RB Sid Blanks (42)
 Woody Campbell (35)
 FB **Hoyle Granger (32)**

DEFENSE
 LE **Pat Holmes (79)**
 LT Willie Parker (74)
 RT George Rice (72)
 RE Elvin Bethea (65)
 LLB **George Webster (90)**
 MLB **Garland Boyette (52)**
 RLB Olen Underwood (56)
 LCB **Miller Farr (20)**
 RCB Larry Carwell (41)
 SS **Ken Houston (29)**
 FS W.K. Hicks (33)

SPECIALISTS
 K Wayne Walker (15)
 John Wittenborn (67)
 P Jim Norton (43)

AFL All-Star Game

All-AFL

GM: Don Klosterman; **Head Coach:** Wally Lemm
Asst. Coaches: Joe Childress (off. backs), Hugh Devore (general coaching), F.A. Dry (OL), Bud McFadin (DL), Fran Polsfoot (WR), Walt Schlinkman (DB)

AMERICAN FOOTBALL LEAGUE STANDINGS

EASTERN DIVISION	W	L	T	Pct
N.Y. Jets	11	3	0	.786
Houston	7	7	0	.500
Miami	5	8	1	.385
Boston Patriots	4	10	0	.286
Buffalo	1	12	1	.077

WESTERN DIVISION	W	L	T	Pct
Oakland	12	2	0	.857
Kansas City	12	2	0	.857
San Diego	9	5	0	.643
Denver	5	9	0	.357
Cincinnati	3	11	0	.214

WESTERN DIVISION PLAYOFF

OAKLAND 41, Kansas City 6

AFL CHAMPIONSHIP

N.Y. JETS 27, Oakland 23



1967 SEASON (9-4-1 REGULAR SEASON, 0-1 PLAYOFFS) • 1ST PLACE AFL EAST

DATE	OPPONENT	SCORE	W/L	ATT
Sep. 9	KANSAS CITY	20-25	L	28,003
Sep. 17	at Buffalo	20-3	W	41,384
Sep. 24	at San Diego	3-13	L	36,032
Oct. 1	DENVER	10-6	W	21,798
Oct. 15	at New York	28-28	T	62,729
Oct. 22	at Kansas City	24-19	W	46,365
Oct. 29	BUFFALO	10-3	W	30,060
Nov. 5	at Boston	7-18	L	19,422
Nov. 12	at Denver	20-18	W	30,392
Nov. 26	BOSTON	27-6	W	28,044
Dec. 3	MIAMI	17-14	W	20,979
Dec. 10	OAKLAND	7-19	L	36,375
Dec. 16	SAN DIEGO	24-17	W	19,870
Dec. 23	at Miami	41-10	W	25,982
Dec. 31	at Oakland	7-40	L	53,330

	TITANS	OPP
Total First Downs	207	233
Rushing	111	86
Passing	86	126
Penalty	10	21
3rd Down: Made/Att	--	--
4th Down: Made/Att	--	--
Possession Avg.	34:17	25:43
Total Net Yards	3503	4055
Avg. Per Game	250.2	289.6
Total Plays	828	910
Avg. Per Play	4.2	4.5
Net Yards Rushing	2122	1637
Avg. Per Game	151.6	116.9
Total Rushes	476	424
Net Yards Passing	1381	2418
Avg. Per Game	98.6	172.7
Sacked/Yards Lost	20/151	25/201
Gross Yards	1532	2619
Att./Comp.	332/145	461/228
Completion Pct.	43.1	49.5
Had Intercepted	20	26
Punts/Average	71/42.6	63/41.0
Net Punting Avg.	71/35.5	63/35.0
Penalties/Yards	61/698	59/614
Fumbles/Ball Lost	17/7	29/13
Touchdowns	31	18
Rushing	12	7
Passing	11	10
Returns	8	1

BY PERIODS	1	2	3	4	OT	PTS
Oilers	40	89	65	64	0	258
Opponents	28	56	42	73	0	199

SCORING	TD	RU	PA	RT	PAT	FG	S	TP
Wittenborn	0	0	0	0	30/30	14/28	0	72
Granger	9	6	3	0	0	0	0	54
Campbell	6	4	2	0	0	0	0	36
Farr	3	0	0	3	0	0	0	18
Houston	3	0	0	3	0	0	0	18
Blanks	2	1	1	0	0	0	0	12
Bass	1	0	1	0	0	0	0	6
Beathard TM	1	1	0	0	0	0	0	6
Frazier	1	0	1	0	0	0	0	6
Ledbetter TM	1	0	1	0	0	0	0	6
Moore	1	0	0	1	0	0	0	6
Norton	1	0	0	1	0	0	0	6
Reed	1	0	1	0	0	0	0	6
Taylor	1	0	1	0	0	0	0	6
Oilers	31	12	11	8	30/30	14/28	0	258
Opponents	18	7	10	1	14/14	23/42	1	199

2-Pt Conversions: Oilers 0-1, Opponents 3-4

RUSHING	No	Yds	Avg	Lg	TD
Granger	236	1194	5.1	67	6
Campbell	110	511	4.6	42	4
Blanks	66	206	3.1	16	1
Beathard LG	32	133	4.2	23	1
Beathard TM	32	133	4.2	23	1
Hopkins	13	42	3.2	19	0
Davis	5	23	4.6	10	0
Elkins	2	19	9.5	14	0
Lee TM	5	0	0.0	7	0
Burrell	3	-3	-1.0	2	0
Trull TM	3	-5	-1.7	7	0
Norton	1	-7	-7.0	-7	0
Oilers	476	2122	4.5	67	12
Opponents	424	1637	3.9	35	7

PASSING	Att	Cmp	Pct	Yards	Yds/Att	TD	Int	Lg	Sk/Yds	Rating
Beathard LG	231	94	40.7	1114	4.82	9	14	43t	15/125	43.8
Beathard TM	229	94	41.0	1114	4.86	9	14	43t	14/111	44.2
Lee TM	72	36	50.0	309	4.29	2	4	53	2/12	47.7
Davis	19	9	47.4	71	3.74	0	2	17	2/10	17.5
Trull TM	11	4	36.4	38	3.45	0	0	16	2/18	46.8
Campbell	1	0	0.0	0	0.00	0	0	0	0/0	39.6
Oilers	332	143	43.1	1532	4.61	11	20	53	20/151	43.1
Opponents	461	228	49.5	2619	5.68	10	26	44t	25/201	50.7

RECEIVING	No	Yds	Avg	Lg	TD
Granger	31	300	9.7	43t	3
Frazier	23	253	11.0	53	1
Taylor	18	233	12.9	23	1
Campbell	17	136	8.0	32	2
Burrell	12	193	16.1	39	0
Reed	11	144	13.1	20	1
Blanks	11	93	8.5	39t	1
Bass	5	42	8.4	15	1
Poole	4	55	13.8	18	0
Ledbetter TM	4	43	10.8	16	1
Elkins	3	32	10.7	16	0
Hopkins	3	9	3.0	7	0
Lee TM	1	-1	-1.0	-1	0
Oilers	143	1532	10.7	53	11
Opponents	228	2619	11.5	44t	10

INTERCEPTIONS	No	Yds	Avg	Lg	TD
Farr	10	264	26.4	67	3
Norton	6	73	12.2	26	1
Houston	4	151	37.8	78	2
Hicks	3	122	40.7	62	0
Webster	1	23	23.0	23	0
Underwood	1	8	8.0	8	0
Jancik	1	4	4.0	4	0
Carwell	0	31	--	31	0
Oilers	26	676	26.0	78	6
Opponents	20	156	7.8	32t	1

PUNTING	No	Yds	Avg	Net	TB	In	Lg	B
Norton	71	3025	42.6	35.5	6	0	58	1
Oilers	71	3025	42.6	35.5	6	0	58	1
Opponents	63	2583	41.0	35.0	6	0	71	1

PUNT RETURNS	No	FC	Yds	Avg	Lg	TD
Carwell	9	4	154	17.1	54	0
Jancik	6	2	19	3.2	19	0
Moore	5	1	82	16.4	46	0
Blanks	0	2	0	--	--	0
Burrell	0	5	0	--	--	0
Oilers	20	14	255	12.8	54	0
Opponents	41	12	383	9.3	52	0

KICKOFF RETURNS	No	Yds	Avg	Lg	TD
Jancik	16	349	21.8	49	0
Moore	14	405	28.9	92t	1
Carwell	8	164	20.5	27	0
Houston	2	40	20.0	24	0
Campbell	1	19	19.0	19	0
Farr	1	17	17.0	17	0
Hopkins	1	26	26.0	26	0
Reed	1	0	0.0	0	0
Oilers	44	1020	23.2	92t	1
Opponents	51	950	18.6	37	0

FIELD GOALS	1-19	20-29	30-39	40-49	50+
Wittenborn	2/2	5/5	3/6	4/11	0/4
Oilers	2/2	5/5	3/6	4/11	0/4
Opponents	7/8	1/5	5/9	9/15	1/5

Wittenborn: () (22G, 42G) (31G, 52N) (31N, 46N, 16G) (42N, 52N) (45G) (25G) () (41G, 15G, 51N, 44B, 57N) (47G, 44N, 23G) (32N, 41N, 20G) (46N) (31G) (29G, 38N, 48N, 38G)
Opponents: (54G, 25B) (47G, 40N) (14G, 42G, 38N) (46N, 41B, 41N, 38G, 31G) (10G, 27G, 34B, 44N) (40G, 13G, 39B) (47G, 22N) (40G, 12G, 18G, 13B, 50N) (36N, 29N, 43G) (40G, 30G, 50N, 51N) (51N, 24N) (12G, 46N, 32G, 31G, 45G) (18G) (48G)

SACKS
records not available
Oilers 25.0, Opponents 20.0

TACKLES (Solo-Assists-Total)
records not available

USUAL STARTING LINEUP	
OFFENSE	
WR	Charles Frazier (28)
LT	Walt Suggs (76)
LG	Bob Talamini (61)
C	Bobby Maples (50)
RG	Sonny Bishop (66)
RT	Glen Ray Hines (78)
TE	Alvin Reed (89)
WR	Ode Burrell (25)
QB	Pete Beathard (11)
RB	Woody Campbell (35)
FB	Hoyle Granger (32)
DEFENSE	
LE	Pat Holmes (79)
LT	Willie Parker (74)
RT	George Rice (72)
RE	Don Floyd (75)
LLB	George Webster (90)
MLB	Garland Boyette (52)
RLB	Olen Underwood (56)
LCB	Miller Farr (20)
RCB	W.K. Hicks (33)
SS	Ken Houston (29)
FS	Jim Norton (43)

SPECIALISTS	
K	John Wittenborn (67)
P	Jim Norton (43)

AFL All-Star Game
All-AFL

GM: Don Klosterman; **Head Coach:** Wally Lemm
Asst. Coaches: Joe Childress (off. backs), Hugh Devore (WR), F.A. Dry (OL), Bud McFadin (DL), Wayne Robinson (LB), Walt Schlinkman (DB)

AMERICAN FOOTBALL LEAGUE STANDINGS				
EASTERN DIVISION				
Houston	W	L	T	Pct
Houston	9	4	1	.692
N.Y. Jets	8	5	1	.615
Buffalo	4	10	0	.286
Miami	4	10	0	.286
Boston	3	10	1	.231
WESTERN DIVISION				
Oakland	W	L	T	Pct
Oakland	13	1	0	.929
Kansas City	9	5	0	.643
San Diego	8	5	1	.615
Denver	3	11	0	.214

AFL CHAMPIONSHIP
OAKLAND 40, Houston 7

1966 SEASON (3-II REGULAR SEASON, 0-0 PLAYOFFS) • 4TH PLACE AFL EAST

DATE	OPPONENT	SCORE	W/L	ATT
Sep. 3	DENVER	45-7	W	30,156
Sep. 10	OAKLAND	31-0	W	31,763
Sep. 18	at New York	13-52	L	54,681
Sep. 25	at Buffalo	20-27	L	42,526
Oct. 2	at Denver	38-40	L	27,203
Oct. 16	NEW YORK	24-0	W	30,823
Oct. 23	MIAMI	13-20	L	23,173
Oct. 30	at Kansas City	23-48	L	31,676
Nov. 6	at Oakland	23-38	L	34,102
Nov. 13	at Boston	21-27	L	23,426
Nov. 20	BUFFALO	20-42	L	27,312
Dec. 4	SAN DIEGO	22-28	L	17,569
Dec. 11	BOSTON	14-38	L	17,100
Dec. 18	at Miami	28-29	L	20,045

	TITANS	OPP
Total First Downs	246	244
Rushing	76	88
Passing	144	131
Penalty	26	25
3rd Down: Made/Att	--	--
4th Down: Made/Att	--	--
Possession Avg.	--	--
Total Net Yards	4412	4995
Avg. Per Game	315.1	356.8
Total Plays	926	881
Avg. Per Play	4.8	5.7
Net Yards Rushing	1515	1833
Avg. Per Game	108.2	130.9
Total Rushes	413	422
Net Yards Passing	2897	3162
Avg. Per Game	206.9	225.9
Sacked/Yards Lost	28/271	21/228
Gross Yards	3168	3390
Att./Comp.	485/226	438/209
Completion Pct.	46.6	47.7
Had Intercepted	28	18
Punts/Average	69/42.1	68/40.0
Net Punting Avg.	69/37.4	68/35.3
Penalties/Yards	71/682	69/725
Fumbles/Ball Lost	19/12	25/13
Touchdowns	41	50
Rushing	11	10
Passing	29	35
Returns	1	5

BY PERIODS	1	2	3	4	OT	PTS
Oilers	51	107	56	121	0	335
Opponents	54	156	93	93	0	396

SCORING	TD	RU	PA	RT	PAT	FG	S	TP
Blanda	0	0	0	0	39/40	16/30	0	87
Frazier	12	0	12	0	0	0	0	72
Trull	7	7	0	0	0	0	0	42
Burrell	5	0	5	0	0	0	0	30
Elkins	3	0	3	0	0	0	0	18
Hennigan	3	0	3	0	0	0	0	18
Johnson	3	3	0	0	0	0	0	18
McLeod	3	0	3	0	0	0	0	18
Blanks	2	0	2	0	0	0	0	12
Granger	2	1	1	0	0	0	0	12
Cline TM	1	0	0	1	0	0	0	6
Oilers	41	11	29	1	39/40	16/30	1	335
Opponents	50	10	35	5	49/49	15/30	0	396

2-Pt Conversions: Oilers 0-0, Opponents 1-1

RUSHING	No	Yds	Avg	Lg	TD
Burrell	122	406	3.3	45	0
Granger	56	388	6.9	69t	1
Blanks	71	235	3.3	30	0
Johnson	70	226	3.2	28t	3
Trull	38	139	3.7	23t	7
Tolar	46	105	2.3	17	0
Stone	6	18	3.0	12	0
Blanda	3	1	0.3	1	0
Lee	1	-3	-3.0	-3	0
Oilers	413	1515	3.7	69t	11
Opponents	422	1833	4.3	77t	10

PASSING	Att	Cmp	Pct	Yards	Yds/Att	TD	Int	Lg	Sk/Yds	Rating
Blanda	271	122	45.0	1764	6.51	17	21	79t	--	55.3
Trull	172	84	48.8	1200	6.98	10	5	62	--	79.1
Humphrey	32	15	46.9	168	5.25	2	1	32t	--	70.8
Lee	8	4	50.0	27	3.38	0	1	10	--	18.2
Burrell	1	1	100.0	9	9.00	0	0	9	--	104.2
Tolar	1	0	0.0	0	0.00	0	0	0	--	39.6
Oilers	485	226	46.6	3168	6.53	29	28	79t	28/271	64.0
Opponents	438	209	47.7	3390	7.74	35	18	80t	21/228	83.6

RECEIVING	No	Yds	Avg	Lg	TD
Frazier	57	1129	19.8	79t	12
Burrell	33	400	12.1	34	5
Hennigan	27	313	11.6	26	3
McLeod	23	339	14.7	41	3
Elkins	21	283	13.5	62	3
Blanks	19	234	12.3	42t	2
Tolar	13	68	5.2	14	0
Poole	12	131	10.9	19	0
Granger	12	104	8.7	27t	1
Johnson	8	150	18.8	53	0
Stone	1	17	17.0	17	0
Oilers	226	3168	14.0	79t	29
Opponents	209	3390	16.2	80t	35

INTERCEPTIONS	No	Yds	Avg	Lg	TD
Norton	4	125	31.3	56	0
Glick	4	57	14.3	41	0
Hicks	3	12	4.0	12	0
Jancik	2	36	18.0	35	0
Parrish	2	0	0.0	0	0
Cline TM	1	23	23.0	23	0
Caveness	1	6	6.0	6	0
Baker	1	0	0.0	0	0
Oilers	18	259	14.4	56	0
Opponents	28	448	16.0	66t	3

PUNTING	No	Yds	Avg	Net	TB	In	Lg	B
Norton	69	2908	42.1	37.4	3	0	65	0
Oilers	69	2908	42.1	37.4	3	0	65	0
Opponents	68	2720	40.0	35.3	8	0	65	0

PUNT RETURNS	No	FC	Yds	Avg	Lg	TD
Jancik	10	6	62	6.2	28	0
Burrell	8	7	78	9.8	29	0
Trammel	5	3	19	3.8	8	0
Oilers	23	16	159	6.9	29	0
Opponents	37	10	269	7.3	42	0

KICKOFF RETURNS	No	Yds	Avg	Lg	TD
Jancik	34	875	25.7	53	0
Blanks	21	487	23.2	37	0
Boyette	3	42	14.0	18	0
Trammel	3	63	21.0	26	0
Hayes	2	31	15.5	16	0
Burrell	1	16	16.0	16	0
Oilers	64	1514	23.7	53	0
Opponents	60	1385	23.1	100t	2

FIELD GOALS	1-19	20-29	30-39	40-49	50+
Blanda	3/4	0/1	3/7	8/12	2/6
Oilers	3/4	0/1	3/7	8/12	2/6
Opponents	1/1	3/6	4/6	7/13	0/4

Blanda: (12N, 45N, 38G, 39G, 38N) (49N, 47G) (48G, 50G) (55N, 47G, 35G) (49G) (8G) (44N, 16G, 43G) (48G, 50N) (44G) (34N, 48N) (49G, 35G) (50N, 35N, 51G, 23B, 9G) () (53N)
Opponents: () (41N, 48G) (32G) (50N, 47G, 32G) (35G, 31G, 25N, 46G, 52N, 46G) (27N, 49N) (49N, 43G, 42G) (29G, 47G) (48N, 24G) (28G, 44G, 29N) (47B, 50N) (33N) (13G, 35N) (50N)

SACKS	records not available
Oilers 21.0, Opponents 28.0	

TACKLES (Solo-Assists-Total)	records not available
records not available	

USUAL STARTING LINEUP

OFFENSE	
WR Charles Frazier (28)	
LT Walt Suggs (76)	
LG Bob Talamini (61)	
C Bobby Maples (50)	
RG Sonny Bishop (66)	
RT Glen Ray Hines (78)	
TE Bob McLeod (81)	
Bob Poole (88)	
WR Charlie Hennigan (87)	
QB George Blanda (16)	
RB Ode Burrell (25)	
Sid Blanks (42)	
FB Charles Tolar (44)	

DEFENSE	
LE Gary Cutsinger (80)	
LT Pat Holmes (79)	
RT Ernie Ladd (99)	
RE Don Floyd (75)	
LLB Johnny Baker (84)	
MLB Doug Cline (31)	
Ron Caveness (51)	
RLB John Meyer (54)	
LCB Theo Viltz (34)	
RCB W.K. Hicks (33)	
SS Fred Glick (27)	
FS Jim Norton (43)	

SPECIALISTS

K George Blanda (16)
P Jim Norton (43)

AFL All-Star Game

GM: Don Klosterman; **Head Coach:** Wally Lemm
Asst. Coaches: Joe Childress (off. backs), Hugh Devore (WR), F.A. Dry (OL), Bud McFadin (DL), Wayne Robinson (LB), Walt Schlinkman (DB)

AMERICAN FOOTBALL LEAGUE STANDINGS

EASTERN DIVISION		W	L	T	Pct
Buffalo	9	4	1	.692	
Boston Patriots	8	4	2	.677	
N.Y. Jets	6	6	2	.500	
Houston	3	11	0	.214	
Miami	3	11	0	.214	
WESTERN DIVISION		W	L	T	Pct
Kansas City	11	2	1	.846	
Oakland	8	5	1	.615	
San Diego	7	6	1	.538	
Denver	4	10	0	.286	

AFL CHAMPIONSHIP

Kansas City 31, BUFFALO 7



1965 SEASON (4-10 REGULAR SEASON, 0-0 PLAYOFFS) · 4TH PLACE AFL EAST

DATE	OPPONENT	SCORE	W/L	ATT
Sep. 12	NEW YORK	27-21	W	52,680
Sep. 19	BOSTON	31-10	W	32,445
Sep. 26	at Oakland	17-21	L	18,166
Oct. 3	at San Diego	14-31	L	28,190
Oct. 17	at Denver	17-28	L	32,492
Oct. 24	KANSAS CITY	38-36	W	34,670
Oct. 31	at Buffalo	19-17	W	44,267
Nov. 7	OAKLAND	21-33	L	35,729
Nov. 14	DENVER	21-31	L	28,126
Nov. 21	at New York	14-41	L	55,312
Nov. 28	at Kansas City	21-52	L	16,459
Dec. 5	BUFFALO	18-29	L	23,087
Dec. 12	SAN DIEGO	26-37	L	24,120
Dec. 18	at Boston	14-42	L	14,508

	TITANS	OPP
Total First Downs	227	266
Rushing	63	128
Passing	140	110
Penalty	24	28
3rd Down: Made/Att	--	--
4th Down: Made/Att	--	--
Possession Avg.	30:00	--
Total Net Yards	3991	--
Avg. Per Game	285.1	--
Total Plays	904	--
Avg. Per Play	4.4	--
Net Yards Rushing	1178	--
Avg. Per Game	84.1	--
Total Rushes	323	--
Net Yards Passing	2813	--
Avg. Per Game	200.9	--
Sacked/Yards Lost	31/257	--
Gross Yards	3070	--
Att./Comp.	550/224	--
Completion Pct.	40.7	--
Had Intercepted	35	--
Punts/Average	85/43.7	--
Net Punting Avg.	85/37.8	--
Penalties/Yards	76/841	--
Fumbles/Ball Lost	22/11	--
Touchdowns	37	--
Rushing	10	--
Passing	25	--
Returns	2	--

BY PERIODS	1	2	3	4	OT	PTS
Oilers	51	57	77	113	0	298
Opponents	88	115	65	161	0	429

SCORING	TD	RU	PA	RT	PAT	FG	S	TP
Blanda	0	0	0	0	28/28	11/21	0	61
Wi. Frazier	8	0	8	0			0	48
Burrell	7	3	4	0			0	46
C. Frazier	6	0	6	0			0	36
Spikes	3	3	0	0	6/6	1/2	0	27
Hennigan	4	0	4	0			0	24
Compton	2	0	2	0			0	12
Jackson	2	2	0	0			0	12
Trull	2	2	0	0			0	12
N. Evans	1	0	0	1			0	6
McLeod	1	0	1	0			0	6
Onesti	1	0	0	1			0	6
Oilers	37	10	25	2	34/34	12/23	1	298
Opponents	50	17	27	6	--	--	1	429

2-Pt Conversions: Burrell 2, Oilers 2-3, Opponents 0-0

RUSHING	No	Yds	Avg	Lg	TD
Burrell	130	528	4.1	63t	3
Tolar	73	230	3.2	18	0
Spikes	47	173	3.7	20	3
Trull	29	145	5.0	18	2
Jackson	37	85	2.3	7	2
Hoffman	1	11	11.0	11	0
C. Frazier	1	10	10.0	8	0
Compton	1	2	2.0	2	0
Blanda	4	-6	-1.5	0	0
Oilers	323	1178	3.6	63t	10

PASSING	Att	Cmp	Pct	Yards	Yds/Att	TD	Int	Lg	Sk/Yds	Rating
Blanda	442	186	42.1	2542	5.75	20	30	95t	--	47.9
Trull	107	38	35.5	528	4.93	5	5	57t	--	48.3
Tolar	1	0	0.0	0	0.00	0	0	0	0	39.6
Oilers	550	224	40.7	3070	5.58	25	35	95t	31/257	47.9

RECEIVING	No	Yds	Avg	Lg	TD
Burrell	55	650	11.8	52t	4
Hennigan	41	578	14.1	53	4
C. Frazier	38	717	18.9	64t	6
Wi. Frazier	37	521	14.1	57t	8
Tolar	25	138	5.5	21	0
McLeod	15	226	15.1	49	1
Spikes	8	57	7.1	17	0
Compton	3	140	46.7	95t	2
Jackson	1	31	31.0	31	0
Weir	1	12	12.0	12	0
Oilers	224	3070	13.7	95t	25

INTERCEPTIONS	No	Yds	Avg	Lg	TD
Hicks	9	156	17.3	31	0
Norton	7	52	7.4	18	0
Jancik	4	90	22.5	36	0
Banfield	3	28	9.3	28	0
Glick	2	18	9.0	18	0
Cutsinger	1	72	72.0	72	0
Maples	1	0	0.0	0	0
Oilers	27	416	15.4	72	0

PUNTING	No	Yds	Avg	Net	TB	In	Lg	B
Norton	85	3711	43.7	43.7	0	0	65	1
Oilers	85	3711	43.7	43.7	0	0	65	1

PUNT RETURNS	No	FC	Yds	Avg	Lg	TD
Jancik	12	0	85	7.1	25	0
Glick	7	0	44	6.3	13	0
Jaquess	4	0	17	4.3	11	0
Burrell	3	0	39	13.0	33	0
Hicks	1	0	4	4.0	4	0
Weir	1	0	0	0.0	0	0
Oilers	28	0	189	6.8	33	0

KICKOFF RETURNS	No	Yds	Avg	Lg	TD
Jancik	18	430	23.9	43	0
Jaquess	13	280	21.5	69	0
Weir	10	215	21.5	33	0
Burrell	8	202	25.3	38	0
Hicks	7	181	25.9	40	0
Compton	4	68	17.0	30	0
Glick	4	84	21.0	24	0
Kinderman	4	72	18.0	29	0
Spikes	4	41	10.3	15	0
Jackson	2	39	19.5	25	0
Cheeks	1	19	19.0	19	0
Maples	1	15	15.0	15	0
Williams	1	23	23.0	23	0
Oilers	77	1699	21.7	69	0

FIELD GOALS	1-19	20-29	30-39	40-49	50+
Oilers	5-6	1-1	4-7	3-7	0-2

Blanda: (39G, 8G) (36N, 36B, 45G) (44B, 10G) () (37G) (40N) (31G, 30G, 13G, 8G) () () (23N) (46N, 48N) (31B, 41G, 52N) (51N, 40G) ()
Spikes: () () () () (15G) (16N) () () () () () ()
Opponents: records not available

SACKS
records not available
Oilers 22.0 Opponents 31.0

TACKLES (Solo-Assists-Total)
records not available

USUAL STARTING LINEUP

OFFENSE
WR Charles Frazier (28)
LT Walt Suggs (76)
LG Bob Talamini (61)
C John Frongillo (55)
Wayne Frazier (56)
RG Sonny Bishop (66)
RT Norm Evans (73)
TE Willie Frazier (83)
WR Charlie Hennigan (87)
QB George Blanda (16)
RB Ode Burrell (25)
FB Charles Tolar (44)

DEFENSE
LE Gary Cutsinger (80)
LT Bud McFadin (64)
Scott Appleton (70)
RT Ed Husmann (82)
RE Don Floyd (75)
LLB Johnny Baker (84)
Bobby Maples (50)
MLB Doug Cline (31)
RLB Danny Brabham (85)
LCB Tony Banfield (40)
RCB W.K. Hicks (33)
SS Jim Norton (43)
FS Fred Glick (27)
Bobby Jancik (23)

SPECIALISTS
K George Blanda (16)
P Jim Norton (43)

AFL All-Star Game
 All-AFL

GM: Carroll Martin; **Head Coach:** Hugh "Bones" Taylor
Asst. Coaches: Sammy Baugh (off. backs), Lou Rymkus (OL), Walt Schlinkman (defense), Joe Spencer (DL)

AMERICAN FOOTBALL LEAGUE STANDINGS

EASTERN DIVISION		W	L	T	Pct
Buffalo	10	3	1	.769	
N.Y. Jets	5	8	1	.385	
Boston Patriots	4	8	2	.333	
Houston	4	10	0	.286	

WESTERN DIVISION		W	L	T	Pct
San Diego	9	2	3	.818	
Oakland	8	5	1	.615	
Kansas City	7	5	2	.583	
Denver	4	10	0	.286	

AFL CHAMPIONSHIP
 Buffalo 23, SAN DIEGO 0



1964 SEASON (4-10 REGULAR SEASON, 0-0 PLAYOFFS) · 4TH PLACE AFL EAST

DATE	OPPONENT	SCORE	W/L	ATT
Sep. 12	at San Diego	21-27	L	22,632
Sep. 19	OAKLAND	42-28	W	26,482
Sep. 27	at Denver	38-17	W	22,651
Oct. 4	at Kansas City	7-28	L	22,727
Oct. 11	BUFFALO	17-48	L	26,218
Oct. 17	at New York	21-24	L	32,840
Oct. 25	SAN DIEGO	17-20	L	21,671
Nov. 1	at Buffalo	10-24	L	40,119
Nov. 6	at Boston	24-25	L	28,161
Nov. 15	at Oakland	10-20	L	16,375
Nov. 22	KANSAS CITY	19-28	L	17,782
Nov. 29	BOSTON	17-34	L	17,560
Dec. 13	NEW YORK	33-17	W	16,225
Dec. 20	DENVER	34-15	W	15,839

	TITANS	OPP
Total First Downs	284	274
Rushing	80	102
Passing	186	155
Penalty	18	17
3rd Down: Made/Att	--	--
4th Down: Made/Att	--	--
Possession Avg.	--	--
Total Net Yards	4874	--
Avg. Per Game	348.1	--
Total Plays	942	--
Avg. Per Play	5.2	--
Net Yards Rushing	1347	--
Avg. Per Game	96.2	--
Total Rushes	327	--
Net Yards Passing	3527	--
Avg. Per Game	251.9	--
Sacked/Yards Lost	23/207	--
Gross Yards	3734	--
Att./Comp.	592/299	--
Completion Pct.	50.5	--
Had Intercepted	29	--
Punts/Average	55/41.2	--
Net Punting Avg.	55/35.9	--
Penalties/Yards	70/683	--
Fumbles/Ball Lost	24/15	--
Touchdowns	39	--
Rushing	14	--
Passing	19	--
Returns	6	--

BY PERIODS	1	2	3	4	OT	PTS
Oilers	96	80	73	61	0	310
Opponents	73	130	62	90	0	355

SCORING	TD	RU	PA	RT	PAT	FG	S	TP
Blanda	0	0	0	0	37/38	13/29	0	76
Hennigan	8	0	8	0			0	48
Blanks	7	6	1	0			0	42
Dewveall	4	0	4	0			0	24
Tolar	4	4	0	0			0	24
Jackson TM	3	3	0	0			0	18
W. Frazier	2	0	2	0			0	12
McLeod	2	0	2	0			0	12
Baker	1	0	0	1			0	6
Burrell	1	0	0	1			0	6
Craig	1	0	1	0			0	6
Floyd	1	0	0	1			0	6
C. Frazier	1	0	1	0			0	6
Hoffman	1	1	0	0			0	6
Jancik	1	0	0	1			0	6
Jaquess	1	0	0	1			0	6
Nelson	1	0	0	1			0	6
Oilers	39	14	19	6	37/38	13/29	0	310
Opponents	45	18	24	3	--	--	0	355

2-Pt Conversions: Oilers 0-1, Opponents 0-0

RUSHING	No	Yds	Avg	Lg	TD
Blanks	145	756	5.2	91t	6
Tolar	139	515	3.7	40t	4
Trull	12	42	3.5	15	0
Smith	8	16	2.0	8	0
Jackson TM	8	11	1.4	5	3
Burrell	8	10	1.3	5	0
Hoffman	2	3	1.5	2	1
Blanda	4	-2	-0.5	6	0
C. Frazier	1	-4	-4.0	-4	0
Oilers	327	1347	4.1	91t	14

PASSING	Att	Cmp	Pct	Yards	Yds/Att	TD	Int	Lg	Sk/Yds	Rating
Blanda	505	262	51.9	3287	6.51	17	27	80t	--	61.4
Trull	86	36	41.9	439	5.10	1	2	36	--	52.4
Blanks	1	1	1.00	8	8.00	1	0	8t	--	139.6
Oilers	592	299	50.5	3734	6.31	19	29	80t	23/207	60.7

RECEIVING	No	Yds	Avg	Lg	TD
Hennigan	101	1546	15.3	53t	8
Blanks	56	497	8.9	45	1
Dewveall	38	552	15.5	60t	4
Tolar	35	244	7.0	52	0
C. Frazier	29	404	13.9	46	1
W. Frazier	11	227	20.6	80t	2
McLeod	8	81	10.1	20	2
Smith	7	38	5.4	15	0
Burrell	5	73	14.6	36	0
Craig	4	46	11.5	25	1
Baker	2	18	9.0	10	0
Jancik	1	14	14.0	14	0
Hoffman	1	1	1.0	1	0
Bishop	1	0	0.0	0	0
Blanda	0	-7	--	-7	0
Oilers	299	3734	12.5	80t	19

INTERCEPTIONS	No	Yds	Avg	Lg	TD
Jaquess	8	141	17.6	98t	1
Hicks	5	89	17.8	62	0
Glick	5	54	10.8	27	0
Jancik	3	16	5.3	16	0
Norton	2	31	15.5	31	0
Odum	2	22	11.0	22	0
Appleton	2	11	5.5	11	0
Nelson	1	45	45.0	45t	1
Baker	1	17	17.0	17t	1
Rieves	1	3	3.0	3	0
Floyd	0	8	--	8	0
Oilers	30	437	14.6	98t	3

PUNTING	No	Yds	Avg	Net	TB	In	Lg	B
Norton	55	2267	41.2	41.2	0	0	79	2
Oilers	55	2267	41.2	35.9	0	0	79	2

PUNT RETURNS	No	FC	Yds	Avg	Lg	TD
Jancik	12	0	220	18.3	82t	1
Glick	6	0	32	5.3	12	0
Burrell	1	0	0	0.0	0	0
Oilers	19	0	252	13.3	82t	1

KICKOFF RETURNS	No	Yds	Avg	Lg	TD
Jancik	21	488	23.2	42	0
Burrell	17	449	26.4	93t	1
Nelson	13	304	23.4	47	0
Blanks	9	207	23.0	32	0
Hoffman	2	52	26.0	30	0
Jackson TM	2	32	16.0	18	0
W. Frazier	1	0	0.0	0	0
Click	1	27	27.0	27	0
Oilers	66	1559	23.6	93t	1

FIELD GOALS	1-19	20-29	30-39	40-49	50+
Oilers	3/4	3/7	3/4	4/12	0/2

Blanda: (45B) () (43G) () (16N, 47G) () (26N, 27N, 36G) (49N, 50N, 37N, 49G) (46N, 23N, 10G) (49N, 21N, 40B, 11G) (21G, 31G) (49N, 41N, 49G) (49N, 20G, 31G) (51N, 26G, 18G)
Opponents: records not available

SACKS
records not available
Oilers 25.0 Opponents 23.0

TACKLES (Solo-Assists-Total)
records not available

USUAL STARTING LINEUP

OFFENSE	
WR	Charles Frazier (28)
LT	Walt Suggs (76)
LG	Bob Talamini (61)
C	Tom Goode (68)
RG	John Wittenborn (67)
RT	Sonny Bishop (66)
TE	Willard Dewveall (88)
	Willie Frazier (83)
WR	Charlie Hennigan (87)
QB	George Blanda (16)
RB	Sid Blanks (42)
FB	Charles Tolar (44)

DEFENSE	
LE	Scott Appleton (70)
LT	Bud McFadin (64)
RT	Ed Husmann (82)
	Scott Appleton (70)
RE	Don Floyd (75)
LLB	Danny Brabham (85)
MLB	Doug Cline (31)
	Larry Onesti (45)
RLB	Johnny Baker (84)
LCB	Pete Jaquess (47)
RCB	Bobby Jancik (23)
SS	W.K. Hicks (33)
FS	Fred Glick (27)

SPECIALISTS	
K	George Blanda (16)
P	Jim Norton (43)

AFL All-Star Game
All-AFL

GM: Carroll Martin; **Head Coach:** Sammy Baugh
Asst. Coaches: W.F. "Red" Konkright (ends), Joe Spencer (DL), John Steber (OL), Hugh "Bones" Taylor (DB)

AMERICAN FOOTBALL LEAGUE STANDINGS

EASTERN DIVISION				
W	L	T	Pct	
Buffalo	12	2	0	.857
Boston Patriots	10	3	1	.769
N.Y. Jets	5	8	1	.385
Houston	4	10	0	.286

WESTERN DIVISION				
W	L	T	Pct	
San Diego	8	5	1	.615
Kansas City	7	7	0	.500
Oakland	5	7	2	.417
Denver	2	11	1	.154

AFL CHAMPIONSHIP
 BUFFALO 20, San Diego 7



1963 SEASON (6-8 REGULAR SEASON, 0-0 PLAYOFFS) • 3RD PLACE AFL EAST

DATE	OPPONENT	SCORE	W/L	ATT
Sep. 7	OAKLAND	13-24	L	24,749
Sep. 14	DENVER	20-14	W	22,855
Sep. 22	at New York	17-24	L	9,336
Sep. 28	at Buffalo	31-20	W	32,340
Oct. 6	at Kansas City	7-28	L	27,801
Oct. 13	at Denver	33-24	W	24,087
Oct. 20	BUFFALO	28-14	W	23,948
Oct. 27	KANSAS CITY	28-7	W	26,331
Nov. 1	at Boston	3-45	L	31,185
Nov. 10	NEW YORK	31-27	W	23,615
Dec. 1	at San Diego	0-27	L	31,713
Dec. 8	BOSTON	28-46	L	23,462
Dec. 15	SAN DIEGO	14-20	L	18,540
Dec. 22	at Oakland	49-52	L	17,401

	TITANS	OPP
Total First Downs	254	256
Rushing	68	117
Passing	169	121
Penalty	17	18
3rd Down: Made/Att	--	--
4th Down: Made/Att	--	--
Possession Avg.	--	--
Total Net Yards	4432	--
Avg. Per Game	316.6	--
Total Plays	870	--
Avg. Per Play	5.1	--
Net Yards Rushing	1210	--
Avg. Per Game	86.4	--
Total Rushes	341	--
Net Yards Passing	3222	--
Avg. Per Game	230.1	--
Sacked/Yards Lost	28/256	--
Gross Yards	3478	--
Att./Comp.	501/261	--
Completion Pct.	52.1	--
Had Intercepted	33	--
Punts/Average	65/43.0	--
Net Punting Avg.	65/43.0	--
Penalties/Yards	58/565	--
Fumbles/Ball Lost	35/24	--
Touchdowns	39	--
Rushing	11	--
Passing	26	--
Returns	2	--

BY PERIODS	1	2	3	4	OT	PTS
Oilers	72	102	72	56	0	302
Opponents	79	138	61	94	0	372

SCORING	TD	RU	PA	RT	PAT	FG	S	TP
Blanda	0	0	0	0	39/39	9/24	0	66
Hennigan	10	0	10	0			0	60
Dewveall	7	0	7	0			0	42
McLeod	5	0	5	0			0	30
Smith	5	3	2	0			0	30
Tobin	5	4	1	0			0	30
Tolar	3	3	0	0			0	18
Dickinson LG	1	1	0	0			0	6
Dickinson TM	1	1	0	0			0	6
Frazier	1	0	1	0			0	6
Glick	1	0	0	1			0	6
Johnston	1	0	0	1			0	6
Oilers	39	11	26	2	39/39	9/24	1	302
Opponents	47	12	24	11	--	--	--	372

2-Pt Conversions: Oilers 0-0, Opponents 0-0

PASSING	Att	Cmp	Pct	Yards	Yds/Att	TD	Int	Lg	Sk/Yds	Rating
Blanda	423	224	53.0	3003	7.10	24	25	80t	--	70.1
Lee	75	37	49.3	475	6.33	2	8	38	--	38.9
Smith	2	0	0.0	0	0.0	0	0	0	--	39.6
Cannon	1	0	0.0	0	0.0	0	0	0	--	39.6
Oilers	501	261	52.1	3478	6.94	26	33	80t	28/256	64.3

RUSHING	No	Yds	Avg	Lg	TD
Tolar	194	659	3.4	33	3
Tobin	75	271	3.6	32	4
Smith	50	202	4.0	16	3
Cannon	13	45	3.5	12	0
Dickinson LG	6	32	5.3	13	1
Dickinson TM	1	1	1.0	1t	1
Norton	1	15	15.0	15	0
Lee	2	9	4.5	8	0
Babb	1	7	7.0	7	0
Blanda	4	1	0.3	7	0
Oilers	341	1210	3.5	33	11

RECEIVING	No	Yds	Avg	Lg	TD
Hennigan	61	1051	17.2	68	10
Dewveall	58	752	13.0	35	7
Tolar	41	275	6.7	33	0
McLeod	33	530	16.1	38	5
Smith	24	270	11.3	36	2
Frazier	16	279	17.4	80t	1
Tobin	13	173	13.3	33t	1
Dickinson LG	6	57	9.5	18	0
Dickinson TM	5	48	9.6	18	0
Kerbow	5	61	12.2	30	0
Cannon	5	39	7.8	12	0
Oilers	261	3478	13.3	80t	26

INTERCEPTIONS	No	Yds	Avg	Lg	TD
Glick	12	180	15.0	45	1
Banfield	7	21	3.0	14	0
Norton	6	86	14.3	37	0
Jancik	3	31	10.3	19	0
Cline	3	16	5.3	9	0
Babb	2	24	12.0	18	0
Johnston	1	90	90.0	90t	1
Dukes	1	4	4.0	4	0
Brabham	1	1	1.0	1	0
Oilers	36	453	12.6	90t	2

PUNTING	No	Yds	Avg	Net	TB	In	Lg	B
Norton	65	2792	43.0	43.0	0	0	68	0
Oilers	65	2792	43.0	43.0	0	0	68	0

PUNT RETURNS	No	FC	Yds	Avg	Lg	TD
Glick	19	0	171	9.0	22	0
Jancik	13	0	145	11.2	56	0
Oilers	32	0	316	9.9	56	0

KICKOFF RETURNS	No	Yds	Avg	Lg	TD
Jancik	45	1317	29.3	53	0
Glick	20	451	22.6	43	0
Cannon	2	39	19.5	20	0
Michael	1	3	3.0	3	0
Tobin	1	10	10.0	10	0
Tolar	1	4	4.0	4	0
Oilers	70	1824	26.1	53	0

FIELD GOALS	1-19	20-29	30-39	40-49	50+
Oilers	1/2	1/3	4/8	3/8	0/3

Blanda: (30G, 46G, 32N, 42N) (18G, 48G, 52N, 51N, 28N, 52N) (44N, 37G) (28G) (37N) (38G, 48B, 12N) () (26N) (46G) (47N, 32G) (48B, 37N) () (35N) ()
Opponents: records not available

SACKS
 records not available

TACKLES (Solo-Assists-Total)
 records not available

USUAL STARTING LINEUP

OFFENSE	
WR	Willard Dewveall (88)
LT	Walt Suggs (76)
LG	Bob Talamini (61)
C	Bob Schmidt (52)
RG	Hogan Wharton (63)
RT	Rich Michael (77)
TE	Bob McLeod (81)
WR	Charlie Hennigan (87)
QB	George Blanda (16)
RB	Billy Cannon (20)
FB	Charles Tolar (44)

DEFENSE	
LE	Gary Cutsinger (80)
LT	Dudley Meredith (74)
RT	Ed Husmann (82)
RE	Don Floyd (75)
LLB	Doug Cline (31)
MLB	Gene Babb (33)
RLB	Mike Dukes (30)
LCB	Tony Banfield (40)
RCB	Bobby Jancik (23)
SS	Jim Norton (43)
FS	Fred Glick (27)

SPECIALISTS	
K	George Blanda (16)
P	Jim Norton (43)

AFL All-Star Game
 All-AFL

GM/Head Coach: Frank "Pop" Ivy
Asst. Coaches: Neill Armstrong (defense), W.F. "Red" Conkright (ends), Walt Schlinkman (offense), Joe Spencer (line)

AMERICAN FOOTBALL LEAGUE STANDINGS

EASTERN DIVISION	W	L	T	Pct
Boston	7	6	1	.538
Buffalo	7	6	1	.538
Houston	6	8	0	.429
N.Y. Jets	5	8	1	.385

WESTERN DIVISION	W	L	T	Pct
San Diego	11	3	0	.786
Oakland	10	4	0	.714
Kansas City	5	7	2	.417
Denver	2	11	1	.154

EASTERN DIVISION PLAYOFF
 Boston Patriots 26, BUFFALO 8

AFL CHAMPIONSHIP
 SAN DIEGO 51, Boston Patriots 10



1962 SEASON (II-3 REGULAR SEASON, 0-1 PLAYOFFS) · 1ST PLACE AFL EAST

DATE	OPPONENT	SCORE	W/L	ATT
Sep. 9	at Buffalo	28-23	W	31,236
Sep. 16	at Boston	21-34	L	32,276
Sep. 23	at San Diego	42-17	W	28,061
Oct. 7	BUFFALO	17-14	W	26,350
Oct. 14	NEW YORK	56-17	W	20,650
Oct. 21	at Denver	10-20	L	34,496
Oct. 28	DALLAS	7-31	L	31,750
Nov. 4	at Dallas	14-6	W	29,017
Nov. 11	at Oakland	28-20	W	11,000
Nov. 18	BOSTON	21-17	W	35,250
Nov. 25	SAN DIEGO	33-27	W	28,235
Dec. 2	DENVER	34-17	W	30,650
Dec. 9	OAKLAND	32-17	W	27,400
Dec. 15	at New York	44-10	W	8,167
Dec. 23	DALLAS	17-20*	L	37,981

* Overtime

	TITANS	OPP
Total First Downs	266	217
Rushing	95	75
Passing	157	126
Penalty	14	16
3rd Down: Made/Att	--	--
4th Down: Made/Att	--	--
Possession Avg.	--	--
Total Net Yards	4971	--
Avg. Per Game	355.1	--
Total Plays	943	--
Avg. Per Play	5.3	--
Net Yards Rushing	1742	--
Avg. Per Game	124.4	--
Total Rushes	457	--
Net Yards Passing	3229	--
Avg. Per Game	230.6	--
Sacked/Yards Lost	11/94	--
Gross Yards	3323	--
Att./Comp.	475/227	--
Completion Pct.	47.8	--
Had Intercepted	48	--
Punts/Average	56/41.0	--
Net Punting Avg.	56/41.0	--
Penalties/Yards	63/633	--
Fumbles/Ball Lost	17/9	--
Touchdowns	50	--
Rushing	15	--
Passing	32	--
Returns	3	--

BY PERIODS	1	2	3	4	OT	PTS
Oilers	93	119	98	77	0	387
Opponents	79	87	47	57	0	270

SCORING	TD	RU	PA	RT	PAT	FG	S	TP
Blanda	0	0	0	0	48/49	11/26	0	81
Cannon	13	7	6	0	0	0	0	80
Hennigan	8	0	8	0	0	0	0	48
Tolar	8	7	1	0	0	0	0	48
McLeod	6	0	6	0	0	0	0	36
Dewveall	5	0	5	0	0	0	0	30
Groman	3	0	3	0	0	0	0	18
Smith	3	1	2	0	0	0	0	18
Babb	1	0	0	1	0	0	0	6
Banfield	1	0	0	1	0	0	0	6
Floyd	1	0	0	1	0	0	0	6
Frazier	1	0	1	0	0	0	0	6
Oilers	50	15	32	3	48/49	11/26	2	387
Opponents	33	10	18	5	N/A	N/A	0	270

2-Pt Conversions: Oilers 0-0, Opponents 0-0

PASSING	Att	Cmp	Pct	Yards	Yds/Att	TD	Int	Lg	Sk/Yds	Rating
Blanda	418	197	47.1	2810	6.72	27	42	78t	--	51.3
Lee	50	26	52.0	433	8.66	4	5	98t	--	68.6
Cannon	3	2	66.7	46	15.33	1	0	40t	--	149.3
Smith	3	2	66.7	34	11.33	0	0	19	--	104.9
Tolar	1	0	0.0	0	0.0	0	0	0	--	0.0
Oilers	475	227	47.8	3323	7.00	32	48	98t	11/94	53.9

RUSHING	No	Yds	Avg	Lg	TD
Tolar	244	1012	4.1	25	7
Cannon	147	474	3.2	64t	7
Smith	56	249	4.4	41	1
Blanda	3	6	2.0	10	0
Lee	4	1	0.3	4	0
Babb	3	0	0.0	2	0
Oilers	457	1742	3.8	64t	15

RECEIVING	No	Yds	Avg	Lg	TD
Hennigan	54	867	16.1	78t	8
McLeod	33	578	17.5	55t	6
Dewveall	33	576	17.5	98t	5
Cannon	32	451	14.1	60t	6
Tolar	30	251	8.4	35t	1
Groman	21	328	15.6	54t	3
Smith	17	117	6.9	29	2
Frazier	7	155	22.1	73t	1
Oilers	227	3323	14.6	98t	32

INTERCEPTIONS	No	Yds	Avg	Lg	TD
Norton	8	75	9.4	36	0
Banfield	6	17	2.8	11	0
Floyd	4	50	12.5	28t	1
Johnston	4	31	7.8	27	0
Glick	3	53	17.7	31	0
Jancik	2	33	16.5	33	0
Babb	2	31	15.5	31t	0
Cline	2	14	7.0	14	0
Dukes	2	11	5.5	6	0
Suci	1	22	22.0	22	0
Cutsinger	1	3	3.0	3	0
Oilers	35	340	9.7	36	2

PUNTING	No	Yds	Avg	Net	TB	In	Lg	B
Norton	56	2298	41.0	41.0	0	0	64	1
Oilers	56	2298	41.0	41.0	0	0	64	1

PUNT RETURNS	No	FC	Yds	Avg	Lg	TD
Jancik	14	0	116	8.3	21	0
Click	12	0	79	6.6	17	0
Banfield	2	0	71	35.5	50t	1
Oilers	28	0	266	9.5	50t	1

KICKOFF RETURNS	No	Yds	Avg	Lg	TD
Jancik	24	726	30.3	61	0
Cannon	18	442	24.6	38	0
Smith	2	37	18.5	23	0
Tolar	2	18	9.0	18	0
Glick	1	22	22.0	22	0
McLeod	1	0	0.0	0	0
Oilers	48	1245	25.9	61	0

FIELD GOALS	1-19	20-29	30-39	40-49	50+
Oilers	5/7	2/4	2/4	1/7	1/4

Blanda: (29N, 45N, 48N) (51N, 10N) (47N) (N, 16G, 37N) (47N) (18G) () (34N, 47B) (50N) () (50N, 42G, 22G, 39G, 26N) (16G, 20G) (54G, 14G, 11G) (30G, 46N)
Opponents: records not available

SACKS
Opponents 11.0

TACKLES (Solo-Assists-Total)
records not available

USUAL STARTING LINEUP

OFFENSE
WR Willard Dewveall (88)
LT Al Jamison (70)
LG Bob Talamini (61)
C Bob Schmidt (52)
RG Hogan Wharton (63)
RT Rich Michael (77)
TE Bob McLeod (81)
WR Charlie Hennigan (87)
QB George Blanda (16)
RB Billy Cannon (20)
FB Charles Tolar (44)

DEFENSE
LE Gary Cutsinger (80)
LT Ed Culpepper (78)
RT Ed Husmann (82)
RE Don Floyd (75)
LLB Doug Cline (31)
MLB Gene Babb (33)
RLB Mike Dukes (30)
LCB Tony Banfield (40)
RCB Mark Johnston (41)
SS Bobby Jancik (23)
SS Jim Norton (43)
FS Fred Glick (27)

SPECIALISTS
K George Blanda (16)
P Jim Norton (43)

AFL All-Star Game
All-AFL

GM: Don Suman; **Head Coach:** Frank "Pop" Ivy
Asst. Coaches: Neill Armstrong (defense), Walt Schlinkman (offense), Joe Spencer (line)

AMERICAN FOOTBALL LEAGUE STANDINGS

EASTERN DIVISION	W	L	T	Pct
Houston	11	3	0	.786
Boston	9	4	1	.692
Buffalo	7	6	1	.538
N.Y. Titans	5	9	0	.357

WESTERN DIVISION	W	L	T	Pct
Dallas	11	3	0	.786
Denver	7	7	0	.500
San Diego	4	10	0	.286
Oakland	1	13	0	.071

AFL CHAMPIONSHIP
 Dallas Texans 20, HOUSTON 17 (OT)



1961 SEASON (10-3-1 REGULAR SEASON, 1-0 PLAYOFFS) • 1ST PLACE AFL EAST

DATE	OPPONENT	SCORE	W/L	ATT
Sep. 9	OAKLAND	55-0	W	16,231
Sep. 24	at San Diego	24-34	L	29,210
Oct. 1	at Dallas	21-26	L	28,000
Oct. 8	BUFFALO	12-22	L	22,761
Oct. 13	at Boston	31-31	T	15,070
Oct. 22	DALLAS	38-7	W	21,237
Oct. 29	at Buffalo	28-16	W	23,228
Nov. 5	at Denver	55-14	W	11,564
Nov. 12	BOSTON	27-15	W	35,649
Nov. 19	NEW YORK	49-13	W	33,428
Nov. 26	DENVER	45-14	W	27,864
Dec. 3	SAN DIEGO	33-13	W	37,845
Dec. 10	at New York	48-21	W	9,462
Dec. 17	at Oakland	47-16	W	4,821
Dec. 24	at San Diego	10-3	W	29,556

	TITANS	OPP
Total First Downs	293	235
Rushing	97	87
Passing	182	126
Penalty	14	22
3rd Down: Made/Att	--	--
4th Down: Made/Att	--	--
Possession Avg.	--	--
Total Net Yards	6288	--
Avg. Per Game	449.1	--
Total Plays	964	--
Avg. Per Play	6.5	--
Net Yards Rushing	1896	--
Avg. Per Game	135.4	--
Total Rushes	452	--
Net Yards Passing	4392	--
Avg. Per Game	313.7	--
Sacked/Yards Lost	14/176	--
Gross Yards	4568	--
Att./Comp.	498/254	--
Completion Pct.	51.0	--
Had Intercepted	29	--
Punts/Average	56/39.1	--
Net Punting Avg.	56/39.1	--
Penalties/Yards	83/889	--
Fumbles/Ball Lost	19/11	--
Touchdowns	66	--
Rushing	15	--
Passing	48	--
Returns	3	--

BY PERIODS	1	2	3	4	OT	PTS
Oilers	85	180	92	156	0	513
Opponents	44	76	48	74	0	242

SCORING	TD	RU	PA	RT	PAT	FG	S	TP
Blanda	0	0	0	0	64/65	16/29	0	112
Groman	18	1	17	0	0	0	0	108
Cannon	15	6	9	0	0	0	0	90
Hennigan	12	0	12	0	0	0	0	72
Tolar	5	4	1	0	0	0	0	30
Dewveall	3	0	3	0	0	0	0	18
King	3	2	1	0	0	0	0	18
Smith	3	2	1	0	0	0	0	18
Cline	2	0	0	2	1/1	0/0	0	14
McLeod	2	0	2	0	0	0	0	12
Hall	1	0	1	0	0	0	0	6
Johnston	1	0	0	1	0	0	0	6
White	1	0	1	0	0	0	0	6
Milstead	0	0	0	0	1/1	0/0	0	1
Oilers	66	15	48	3	65/66	16/29	2	513
Opponents	33	17	13	3	0/0	0/0	0	242

2-Pt Conversions: Oilers 0-0, Opponents 0-0

RUSHING	No	Yds	Avg	Lg	TD
Cannon	200	948	4.7	61t	6
Tolar	157	577	3.7	28	4
Smith	60	258	4.3	21	2
King	12	50	4.2	17t	2
Lee	8	36	4.5	9	0
Hall	7	13	1.9	9	0
Blanda	7	12	1.7	7	0
Groman	1	2	2.0	2t	1
Oilers	452	1896	4.2	61t	15

PASSING	Att	Cmp	Pct	Yards	Yds/Att	TD	Int	Lg	Sk/Yds	Rating
Blanda	362	187	51.7	3330	9.20	36	22	80t	--	91.3
Lee	127	66	52.0	1205	9.49	12	6	80t	--	96.7
Cannon	5	0	0.0	0	0.0	0	1	0	--	0.0
Smith	2	1	50.0	33	16.50	0	0	33	--	95.8
Groman	1	0	0.0	0	0.0	0	0	0	--	39.6
Tolar	1	0	0.0	0	0.0	0	0	0	--	39.6
Oilers	498	254	51.0	4568	9.17	48	29	80t	14/176	90.7

RECEIVING	No	Yds	Avg	Lg	TD
Hennigan	82	1746	21.3	80t	12
Groman	50	1175	23.5	80t	17
Cannon	43	586	13.6	78t	9
Tolar	24	219	9.1	32	1
McLeod	14	172	12.3	18	2
White	13	238	18.3	49	1
Dewveall	12	200	16.7	66t	3
Smith	10	131	13.1	37	1
King	3	83	27.7	44t	1
Hall	1	20	20.0	20t	1
Spence	1	14	14.0	14	0
Blanda	1	-16	-16.0	-16	0
Oilers	254	4568	18.0	80t	48

INTERCEPTIONS	No	Yds	Avg	Lg	TD
Norton	9	150	16.7	36	0
Banfield	8	136	17.0	58	0
Johnston	4	59	14.8	27	0
Glick	4	28	7.0	11	0
Milstead	2	25	12.5	22	0
Morris	1	31	31.0	31	0
Laraway	1	30	30.0	30	0
Cline	1	24	24.0	24	0
Spence	1	23	23.0	23	0
Trask	1	17	17.0	17	0
Dukes	1	5	5.0	5	0
Oilers	33	528	16.0	58	0

PUNTING	No	Yds	Avg	Net	TB	In	Lg	B
Norton	48	1952	40.7	40.7	0	0	63	0
Hall	8	238	29.8	29.8	0	0	50	0
Oilers	56	2190	39.1	39.1	0	0	63	0

PUNT RETURNS	No	FC	Yds	Avg	Lg	TD
Cannon	9	0	70	7.8	20	0
King	7	0	32	4.6	10	0
Hall	2	0	1	0.5	1	0
Smith	1	0	15	15.0	15	0
Oilers	19	0	118	6.2	20	0

KICKOFF RETURNS	No	Yds	Avg	Lg	TD
Cannon	18	439	24.4	47	0
King	8	190	23.8	41	0
Hall	6	140	23.3	33	0
Dukes	4	57	14.3	23	0
Tolar	2	42	21.0	22	0
Cline	1	24	24.0	24	0
Laraway	1	22	22.0	22	0
McLeod	1	13	13.0	13	0
Smith	1	5	5.0	5	0
Wharton	1	8	8.0	8	0
Oilers	43	940	21.9	47	0

FIELD GOALS	1-19	20-29	30-39	40-49	50+
Oilers	6/7	6/8	1/2	1/6	2/6

Blanda: (27G, 14G) (28G) () (41N, 48N, 14G, 46N, 54N) (36N, 51N, 24G) (54N, 53G, 47N) (24N, 45N) (48G, 33G) (25G, 19G) (N) (9G) (55G, 23G, 27N) (16G, 27G, 51N) (12G)
Opponents: records not available

SACKS
 records not available

TACKLES (Solo-Assists-Total)
 records not available

USUAL STARTING LINEUP

OFFENSE	
WR	Bill Groman (89)
LT	Al Jamison (70)
LG	Bob Talamini (61)
C	Bob Schmidt (52)
RG	Hogan Wharton (63)
RT	Rich Michael (77)
TE	John White (86)
	Bob McLeod (81)
WR	Charlie Hennigan (87)
QB	George Blanda (16)
RB	Billy Cannon (20)
FB	Charles Tolar (44)

DEFENSE	
LE	Dalva Allen (80)
LT	Orville Trask (79)
RT	Ed Husmann (82)
RE	Don Floyd (75)
LLB	Doug Cline (31)
MLB	Dennit Morris (50)
RLB	Mike Dukes (30)
LCB	Tony Banfield (40)
RCB	Mark Johnston (41)
SS	Jim Norton (43)
FS	Fred Glick (27)

SPECIALISTS	
K	George Blanda (16)
P	Jim Norton (43)

AFL All-Star Game
 All-AFL

GM: Don Suman; **Head Coach:** Lou Rymkus (five games), Wally Lemm (final nine games)
Asst. Coaches: Walt Schlinkman (off. backs), Mac Speedie (ends), Joe Spencer (line), Fred Wallner (defense)

AMERICAN FOOTBALL LEAGUE STANDINGS

EASTERN DIVISION				
W	L	T	Pct	
Houston	10	3	1	.769
Boston	9	4	1	.692
N.Y. Titans	7	7	0	.500
Buffalo	6	8	0	.429

WESTERN DIVISION				
W	L	T	Pct	
San Diego	12	2	0	.857
Dallas Texans	6	8	0	.429
Denver	3	11	0	.214
Oakland	2	12	0	.143

AFL CHAMPIONSHIP
 Houston 10, SAN DIEGO 3



1960 SEASON (10-4 REGULAR SEASON, 1-0 PLAYOFFS) • 1ST PLACE AFL EAST

DATE	OPPONENT	SCORE	W/L	ATT
Sep. 11	at Oakland	37-22	W	12,703
Sep. 18	LOS ANGELES	38-28	W	20,156
Sep. 25	OAKLAND	13-14	L	16,421
Oct. 9	NEW YORK	27-21	W	16,151
Oct. 16	DALLAS	20-10	W	19,026
Oct. 23	at New York	42-28	W	21,000
Oct. 30	at Buffalo	24-25	L	23,001
Nov. 6	at Denver	45-25	W	14,489
Nov. 13	at Los Angeles	21-24	L	21,805
Nov. 20	DENVER	20-10	W	20,778
Nov. 25	at Boston	24-10	W	27,123
Dec. 4	at Dallas	0-24	L	20,000
Dec. 11	BUFFALO	31-23	W	25,247
Dec. 18	BOSTON	37-21	W	22,352
Jan. 1	LOS ANGELES	24-16	W	32,183

	TITANS	OPP
Total First Downs	262	282
Rushing	83	90
Passing	153	164
Penalty	26	28
3rd Down: Made/Att	--	--
4th Down: Made/Att	--	--
Possession Avg.	--	--
Total Net Yards	4936	--
Avg. Per Game	352.6	--
Total Plays	930	--
Avg. Per Play	5.3	--
Net Yards Rushing	1733	--
Avg. Per Game	123.8	--
Total Rushes	452	--
Net Yards Passing	3203	--
Avg. Per Game	228.8	--
Sacked/Yards Lost	22/168	--
Gross Yards	3371	--
Att./Comp.	456/218	--
Completion Pct.	47.8	--
Had Intercepted	28	--
Punts/Average	72/35.8	--
Net Punting Avg.	72/35.8	--
Penalties/Yards	75/750	--
Fumbles/Ball Lost	36/17	--
Touchdowns	48	--
Rushing	15	--
Passing	31	--
Returns	2	--

BY PERIODS	1	2	3	4	OT	PTS
Oilers	93	106	91	89	0	379
Opponents	64	94	72	55	0	285

SCORING	TD	RU	PA	RT	PAT	FG	S	TP
Blanda	4	4	0	0	46/47	15/33	0	115
Groman	12	0	12	0	0	0	0	72
Cannon	7	1	5	1	0	0	0	42
Smith	7	5	2	0	0	0	0	42
Hennigan	6	0	6	0	0	0	0	36
Carson	4	0	4	0	0	0	0	24
Tolar	3	3	0	0	0	0	0	18
Cline	2	2	0	0	0	0	0	12
Atchason LG	1	0	1	0	0	0	0	6
Atchason TM	1	0	1	0	0	0	0	6
Hall	1	0	0	1	0	0	0	6
Witcher	1	0	1	0	0	0	0	6
Oilers	48	15	31	2	46/47	15/33	0	379
Opponents	36	6	28	2	0/0	0/0	0	285

2-Pt Conversions: Oilers 0-0, Opponents 0-0

RUSHING	No	Yds	Avg	Lg	TD
Cannon	152	644	4.2	39	1
Smith	154	643	4.2	65	5
Tolar	54	179	3.3	40t	3
Hall	30	118	3.9	16	0
Cline	37	105	2.8	19	2
Blanda	16	16	1.0	9	4
Talamini	0	14	--	14	0
Lee	6	11	1.8	10	0
Milstead	3	3	1.0	7	0
Oilers	452	1733	3.8	65	15

PASSING	Att	Cmp	Pct	Yards	Yds/Att	TD	Int	Lg	Sk/Yds	Rating
Blanda	363	169	46.6	2413	6.65	24	22	75	0/0	65.4
Lee	77	41	53.2	842	10.94	5	6	92t	0/0	81.2
Milstead	7	4	57.1	43	6.14	0	0	30	0/0	75.3
Smith	5	3	60.0	70	14.00	1	0	31	0/0	143.8
Cannon	3	0	0.0	0	0.00	0	0	0	0/0	39.6
Groman	1	1	100.0	3	3.00	1	0	3t	0/0	118.8
Oilers	456	218	47.8	3371	7.39	31	28	92t	22/168	69.8

RECEIVING	No	Yds	Avg	Lg	TD
Groman	72	1473	20.5	92t	12
Carson	45	604	13.4	47	4
Hennigan	44	722	16.4	73t	6
Smith	22	216	9.8	40t	2
Cannon	15	187	12.5	53t	5
Tolar	7	71	10.1	21	0
Atchason LG	5	48	9.6	14	1
Atchason TM	3	26	8.7	12	1
Witcher	4	34	8.5	13	1
Cline	4	15	3.8	10	0
J. White	1	18	18.0	18	0
Norton	1	5	5.0	5	0
Oilers	218	3371	15.5	92t	31

INTERCEPTIONS	No	Yds	Avg	Lg	TD
Johnston	4	42	10.5	33	0
Morris	4	32	8.0	26	0
Spence	4	5	1.3	5	0
Gordon	3	45	15.0	20	0
Banfield	3	22	7.3	22	0
Dukes	2	34	17.0	29	0
Kendall	2	10	5.0	10	0
Allen	1	0	0.0	0	0
Norton	1	0	0.0	0	0
Witcher	1	0	0.0	0	0
Oilers	25	190	7.6	33	0

PUNTING	No	Yds	Avg	Net	TB	In	Lg	B
Milstead	66	2365	35.8	35.8	0	0	54	0
Hall	6	210	35.0	35.0	0	0	41	0
Oilers	72	2575	35.8	35.8	0	0	54	0

PUNT RETURNS	No	FC	Yds	Avg	Lg	TD
Hall	6	0	72	12.0	26	0
Tolar	5	0	40	8.0	15	0
Cannon	4	0	96	24.0	51	0
Oilers	15	0	208	13.9	51	0

KICKOFF RETURNS	No	Yds	Avg	Lg	TD
Hall	19	594	31.3	104t	1
Tolar	13	249	19.2	35	0
Cannon	8	266	33.3	88t	1
Dukes	4	58	14.5	20	0
Cline	3	42	14.0	16	0
Jamison	1	5	5.0	5	0
J. White	0	11	--	11	0
Oilers	48	1225	25.5	104t	2

FIELD GOALS	1-19	20-29	30-39	40-49	50+
Oilers	6/14	3/5	3/5	1/6	2/3

Blanda: (18G,) (13G) (36G, 17N, 10G, 28N) (N, N, N, N, 22G, 36G) (19G, 40N, 23G, 47N) (N) (50G) (45N, 44G, 40N) (52N) (40N) (35N, 20N, 32N, 16G) (18N) (53G) (32G, 26G, 10G)

Opponents: records not available

SACKS
records not available

TACKLES (Solo-Assists-Total)
records not available

USUAL STARTING LINEUP

OFFENSE	
WR	Bill Groman (89)
LT	Al Jamison (70)
LG	Bob Talamini (61)
C	George Belotti (57)
	Hugh Pitts (53)
RG	Hogan Wharton (63)
RT	Rich Michael (77)
TE	John Carson (82)
	John White (86)
WR	Charlie Hennigan (87)
QB	George Blanda (16)
RB	Billy Cannon (20)
FB	Dave Smith (32)

DEFENSE	
LE	Dalva Allen (80)
LT	Orville Trask (79)
RT	Jerry Helliun (72)
	George Shirkey (74)
RE	Don Floyd (75)
LLB	Doug Cline (31)
MLB	Dennit Morris (50)
RLB	Mike Dukes (30)
LCB	Jim Norton (43)
RCB	Mark Johnston (41)
SS	Bobby Gordon (47)
	Charles Kendall (34)
FS	Julian Spence (24)

SPECIALISTS	
K	George Blanda (16)
P	Charles Milstead (12)

All-AFL

GM: (none); **Head Coach:** Lou Rymkus
Asst. Coaches: Wally Lemm, Walt Schlinkman, Mac Speedie, Fred Wallner

AMERICAN FOOTBALL LEAGUE STANDINGS

EASTERN DIVISION				
W	L	T	Pct	
Houston	10	4	0	.714
N.Y. Titans	7	7	0	.500
Buffalo	5	8	1	.385
Boston	5	9	0	.357

WESTERN DIVISION				
W	L	T	Pct	
L.A. Chargers	10	4	0	.714
Dallas Texans	8	6	0	.571
Oakland	6	8	0	.429
Denver	4	9	1	.308

AFL CHAMPIONSHIP
HOUSTON 24, L.A. Chargers 16



ALL-TIME PRESEASON SUMMARY

OPPONENT	WON	LOST	TIED	OPPONENT	WON	LOST	TIED	OPPONENT	WON	LOST	TIED
Titans vs. Arizona	5	3	0	Titans vs. Green Bay	8	4	0	Titans vs. N.Y. Jets	8	7	0
Titans vs. Atlanta	6	5	0	Titans vs. Indianapolis	2	5	0	Titans vs. Philadelphia	4	3	0
Titans vs. Baltimore	0	1	0	Titans vs. Kansas City	3	12	0	Titans vs. Pittsburgh	0	2	0
Titans vs. Buffalo	10	3	0	Titans vs. Las Vegas	6	5	0	Titans vs. San Francisco	1	1	0
Titans vs. Carolina	1	2	0	Titans vs. L.A. Chargers	3	7	0	Titans vs. Seattle	0	3	0
Titans vs. Chicago	8	7	0	Titans vs. L.A. Rams	8	4	0	Titans vs. Tampa Bay	5	7	0
Titans vs. Cincinnati	1	1	0	Titans vs. Miami	2	1	0	Titans vs. Washington	3	5	0
Titans vs. Cleveland	2	1	0	Titans vs. Minnesota	3	7	0	TOTALS:	132	144	1
Titans vs. Dallas	13	21	0	Titans vs. New England	7	1	0				
Titans vs. Denver	5	5	0	Titans vs. New Orleans	14	15	1				
Titans vs. Detroit	2	3	0	Titans vs. N.Y. Giants	2	3	0				

YEAR-BY-YEAR PRESEASON RESULTS

1960 (2-3)

SITE	OPPONENT	OILERS	OPP
Tulsa, Okla.	Dallas	10	27
Los Angeles	Los Angeles	13	22
Houston	Denver	42	3
Mobile, Ala.	N.Y. Titans	30	14
Dallas	Dallas	3	24

1961 (3-2)

SITE	OPPONENT	OILERS	OPP
San Diego	San Diego	14	27
Honolulu, Hawaii	Oakland	35	17
Honolulu, Hawaii	San Diego	28	42
Greenville, S.C.	N.Y. Titans	30	20
Mobile, Ala.	Denver	42	20

1962 (4-1)

SITE	OPPONENT	OILERS	OPP
Houston	N.Y. Titans	33	27
Atlanta	Denver	33	17
New Orleans	Boston	20	10
Mobile, Ala.	Buffalo	14	21
Miami	Dallas	34	31

1963 (3-2)

SITE	OPPONENT	OILERS	OPP
Denver	Denver	10	27
Shreveport, La.	N.Y. Jets	17	0
Lowell, Mass.	Boston	21	20
Houston	San Diego	3	21
Wichita, Kan.	Kansas City	23	17

1964 (1-4)

SITE	OPPONENT	OILERS	OPP
Boston	Boston	38	7
Little Rock, Ark.	San Diego	36	44
Houston	Denver	20	32
Las Vegas, Nev.	Oakland	20	34
Houston	Kansas City	17	27

1965 (5-0)

SITE	OPPONENT	OILERS	OPP
Alexandria, Va.	N.Y. Jets	21	16
Buffalo	Buffalo	29	7
Houston	Boston	27	6
San Antonio, Texas	Denver	25	3
Little Rock, Ark.	San Diego	13	10

1966 (1-3)

SITE	OPPONENT	OILERS	OPP
Houston	Oakland	26	17
Birmingham, Ala.	N.Y. Jets	10	16
Little Rock, Ark.	Buffalo	16	2
Kansas City	Kansas City	20	31

1967 (0-4)

SITE	OPPONENT	OILERS	OPP
Houston	Kansas City	9	34
Oakland	Oakland	7	24
Charlotte, N.C.	N.Y. Jets	7	13
Houston	Dallas	17	30

1968 (4-1)

SITE	OPPONENT	OILERS	OPP
Houston	Washington	9	3
Houston	N.Y. Jets	28	14
Houston	New Orleans	24	23
Tulsa, Okla.	Buffalo	37	7
Houston	Dallas	19	33

1969 (3-2)

SITE	OPPONENT	OILERS	OPP
Houston	Buffalo	24	7
Houston	Baltimore	29	33
Houston	Chicago	19	17
Houston	Dallas	11	14
New Orleans	New Orleans	30	14

1970 (2-4)

SITE	OPPONENT	OILERS	OPP
Houston	Chicago	13	23
Houston	New Orleans	10	19
Houston	Minnesota	7	14
Houston	Dallas	37	21
Los Angeles	Los Angeles	3	20
Miami	Philadelphia	27	7

1971 (4-3)

SITE	OPPONENT	OILERS	OPP
Canton, Ohio	Los Angeles	6	17
Houston	N.Y. Giants	35	6
St. Louis	St. Louis	14	16
Houston	Philadelphia	21	17
Houston	Dallas	20	28
Houston	Chicago	37	17
New Orleans	New Orleans	24	17

1972 (2-3-1)

SITE	OPPONENT	OILERS	OPP
Dallas	Dallas	24	25
Chicago	Chicago	17	20
Houston	Green Bay	20	3
Houston	St. Louis	33	24
Minnesota	Minnesota	14	26
Houston	New Orleans	14	14

1973 (2-4)

SITE	OPPONENT	OILERS	OPP
Houston	N.Y. Jets	13	16
Houston	Chicago	7	34
Green Bay	Green Bay	14	33
Houston	Dallas	27	24
Houston	Baltimore	20	9
New Orleans	New Orleans	10	16

1974 (3-3)

SITE	OPPONENT	OILERS	OPP
Houston	N.Y. Giants	16	7
Washington	Washington	48	3
Dallas	Dallas	13	19
Houston	Atlanta	6	10
Houston	Chicago	37	20
Houston	New Orleans	16	24

1975 (3-3)

SITE	OPPONENT	OILERS	OPP
New Orleans	New Orleans	13	7
Houston	Washington	24	13
Denver	Denver	21	27
Houston	Dallas	14	17
Houston	Baltimore	21	26
Chicago	Chicago	24	13

1976 (0-6)

SITE	OPPONENT	OILERS	OPP
Kansas City	Kansas City (OT)	3	9
Houston	New Orleans	10	13
Houston	N.Y. Giants	14	30
Houston	N.Y. Jets	24	27
Houston	Miami	6	10
Dallas	Dallas (OT)	20	26

1977 (2-4)

SITE	OPPONENT	OILERS	OPP
Oakland	Oakland	0	40
Houston	Baltimore	7	14
Houston	Chicago	10	14
Houston	San Francisco	17	3
Houston	Dallas	23	14
New Orleans	New Orleans	16	20

1978 (1-3)

SITE	OPPONENT	OILERS	OPP
Houston	Denver	12	17
Houston	Philadelphia	10	28
Dallas	Dallas	27	13
Houston	New Orleans	3	17



PRESEASON RESULTS

1979 (1-3)

SITE	OPPONENT	OILERS	OPP
Houston	N.Y. Jets	14	21
Houston	St. Louis	9	7
Dallas	Dallas	13	16
New Orleans	New Orleans	7	10

1980 (2-2)

SITE	OPPONENT	OILERS	OPP
Houston	Tampa Bay	7	21
Houston	New Orleans	20	17
Dallas	Dallas	13	20
Houston	Buffalo	24	7

1981 (1-3)

SITE	OPPONENT	OILERS	OPP
Houston	Philadelphia	13	10
New Orleans	New Orleans	7	27
Tampa Bay	Tampa Bay	17	27
Dallas	Dallas	20	28

1982 (2-2)

SITE	OPPONENT	OILERS	OPP
Houston	New Orleans	22	20
Houston	N.Y. Jets	16	33
Houston	Tampa Bay	21	6
Dallas	Dallas	14	20

1983 (0-4)

SITE	OPPONENT	OILERS	OPP
Houston	Baltimore	0	15
Houston	Tampa Bay	17	23
New Orleans	New Orleans	13	20
Dallas	Dallas	31	34

1984 (1-3)

SITE	OPPONENT	OILERS	OPP
Tampa Bay	Tampa Bay	17	30
Houston	N.Y. Jets	36	17
Houston	New Orleans	19	31
Dallas	Dallas	24	31

1985 (1-4)

SITE	OPPONENT	OILERS	OPP
Canton, Ohio	N.Y. Giants	20	21
Los Angeles	L.A. Rams	3	7
New Orleans	New Orleans	23	20
Houston	Kansas City	19	24
Dallas	Dallas	10	20

1986 (4-0)

SITE	OPPONENT	OILERS	OPP
Los Angeles	L.A. Rams	17	14
Houston	Buffalo	23	20
Houston	New Orleans	24	13
Dallas	Dallas	17	14

1987 (2-2)

SITE	OPPONENT	OILERS	OPP
Houston	Kansas City	20	32
New Orleans	New Orleans	16	13
Indianapolis	Indianapolis	6	17
Dallas	Dallas	18	13

1988 (4-0)

SITE	OPPONENT	OILERS	OPP
Houston	Buffalo	13	9
Memphis, Tenn.	New England	27	14
Los Angeles	L.A. Rams	20	17
Dallas	Dallas	54	10

1989 (2-2)

SITE	OPPONENT	OILERS	OPP
Tampa Bay	Tampa Bay	23	41
Jacksonville, Fla.	Miami	26	10
Oakland	L.A. Raiders	23	21
Dallas	Dallas	28	30

1990 (1-3)

SITE	OPPONENT	OILERS	OPP
Houston	Detroit	10	34
Houston	N.Y. Giants	10	13
Minnesota	Minnesota	21	22
Dallas	Dallas	27	6

1991 (2-2)

SITE	OPPONENT	OILERS	OPP
San Diego	San Diego	29	31
Houston	Atlanta	7	36
Houston	Dallas	30	20
Memphis, Tenn.	L.A. Rams	16	13

1992 (4-1)

SITE	OPPONENT	OILERS	OPP
Tokyo, Japan	Dallas	34	23
Detroit	Detroit	17	7
Dallas	Dallas	17	16
New Orleans	New Orleans	33	3
Los Angeles	L.A. Raiders	26	30

1993 (1-3)

SITE	OPPONENT	OILERS	OPP
San Antonio, Texas	New Orleans	28	37
Houston	Detroit	20	24
San Antonio, Texas	Dallas	23	20
Houston	Seattle	10	20

1994 (2-3)

SITE	OPPONENT	OILERS	OPP
Kansas City	Kansas City	17	24
San Antonio, Texas	San Diego	31	3
Mexico City, Mexico	Dallas	6	0
San Antonio, Texas	Buffalo	16	18
Houston	L.A. Raiders	23	24

1995 (0-3)

SITE	OPPONENT	OILERS	OPP
Houston	Arizona	13	16
Knoxville, Tenn.	Washington (OT)	13	16
Houston	San Diego	canceled	
San Antonio, Texas	Dallas	0	10

1996 (2-2)

SITE	OPPONENT	OILERS	OPP
Jackson, Miss.	N.Y. Jets	31	13
Houston	Indianapolis	16	12
Houston	Detroit	23	34
Orlando, Fla.	Dallas	19	24

1997 (0-4)

SITE	OPPONENT	OILERS	OPP
Memphis, Tenn.	New Orleans	12	21
Nashville	Washington	12	18
Nashville	San Diego	7	21
Dallas	Dallas	10	34

1998 (3-1)

SITE	OPPONENT	OILERS	OPP
Atlanta	Atlanta	31	16
Nashville	Washington	24	27
New Orleans	New Orleans	26	24
Nashville	Denver	16	13

1999 (1-3)

SITE	OPPONENT	TITANS	OPP
Kansas City	Kansas City	20	22
Phoenix	Arizona	17	27
Nashville	Atlanta	17	3
Nashville	New Orleans	11	12

2000 (3-1)

SITE	OPPONENT	TITANS	OPP
Nashville	Kansas City	14	10
Nashville	St. Louis	30	3
Philadelphia	Philadelphia	32	34
Chicago	Chicago	34	28

2001 (3-1)

SITE	OPPONENT	TITANS	OPP
Nashville	Chicago	27	24
St. Louis	St. Louis	23	10
Nashville	Philadelphia	14	20
Detroit	Detroit	28	25

2002 (2-2)

SITE	OPPONENT	TITANS	OPP
Nashville	St. Louis	28	26
Nashville	Oakland	24	14
Minnesota	Minnesota	10	14
Green Bay	Green Bay	20	21

2003 (4-0)

SITE	OPPONENT	TITANS	OPP
Nashville	Cleveland	10	6
Nashville	Buffalo	37	24
Cincinnati	Cincinnati	23	15
Green Bay	Green Bay	27	3

2004 (3-1)

SITE	OPPONENT	TITANS	OPP
Nashville	Cleveland	24	3
Buffalo	Buffalo	16	15
Dallas	Dallas	17	20
Nashville	Green Bay	27	7

2005 (1-3)

SITE	OPPONENT	TITANS	OPP
Nashville	Tampa Bay (OT)	10	17
Atlanta	Atlanta	24	21
San Francisco	San Francisco (OT)	13	16
Nashville	Green Bay	17	21

2006 (1-3)

SITE	OPPONENT	TITANS	OPP
Nashville	New Orleans	16	19
Denver	Denver	10	35
Nashville	Atlanta	6	20
Green Bay	Green Bay	35	21

2007 (3-1)

SITE	OPPONENT	TITANS	OPP
Nashville	Washington	6	14
New England	New England	27	24
Buffalo	Buffalo	28	17
Nashville	Green Bay	30	14

2008 (3-1)

SITE	OPPONENT	TITANS	OPP
Nashville	St. Louis	34	13
Nashville	Oakland	17	16
Atlanta	Atlanta	3	17
Green Bay	Green Bay	23	21



PRESEASON RESULTS

2009 (3-2)

SITE	OPPONENT	TITANS	OPP
Canton, Ohio	Buffalo	21	18
Nashville	Tampa Bay	27	20
Dallas	Dallas	10	30
Cleveland	Cleveland	17	23
Nashville	Green Bay	27	13

2010 (2-2)

SITE	OPPONENT	TITANS	OPP
Seattle	Seattle	18	20
Nashville	Arizona	24	10
Carolina	Carolina	7	15
Nashville	New Orleans	27	24

2011 (3-1)

SITE	OPPONENT	TITANS	OPP
Nashville	Minnesota	14	13
St. Louis	St. Louis	16	17
Nashville	Chicago	14	13
New Orleans	New Orleans	32	9

2012 (3-1)

SITE	OPPONENT	TITANS	OPP
Seattle	Seattle	17	27
Tampa Bay	Tampa Bay	30	7
Nashville	Arizona	32	27
Nashville	New Orleans	10	6

2013 (1-3)

SITE	OPPONENT	TITANS	OPP
Nashville	Washington	21	22
Cincinnati	Cincinnati	19	27
Nashville	Atlanta	27	16
Minnesota	Minnesota	23	24

2014 (2-2)

SITE	OPPONENT	TITANS	OPP
Nashville	Green Bay	20	16
New Orleans	New Orleans	24	31
Atlanta	Atlanta	24	17
Nashville	Minnesota	3	19

2015 (2-2)

SITE	OPPONENT	TITANS	OPP
Atlanta	Atlanta	24	31
Nashville	St. Louis	27	14
Kansas City	Kansas City	10	34
Nashville	Minnesota	24	17

2016 (3-1)

SITE	OPPONENT	TITANS	OPP
Nashville	San Diego	27	10
Nashville	Carolina	16	26
Oakland	Oakland	27	14
Miami	Miami	21	10

2017 (1-3)

SITE	OPPONENT	TITANS	OPP
East Rutherford	N.Y. Jets	3	7
Nashville	Carolina	34	27
Nashville	Chicago	7	19
Kansas City	Kansas City	6	30

2018 (0-4)

SITE	OPPONENT	TITANS	OPP
Green Bay	Green Bay	17	31
Nashville	Tampa Bay	14	30
Pittsburgh	Pittsburgh	6	16
Nashville	Minnesota	3	13

2019 (2-2)

SITE	OPPONENT	TITANS	OPP
Philadelphia	Philadelphia	27	10
Nashville	New England	17	22
Nashville	Pittsburgh	6	18
Chicago	Chicago	19	15

2020 (0-0)

SITE	OPPONENT	TITANS	OPP

No Preseason because of COVID-19 pandemic

2021 (2-1)

SITE	OPPONENT	TITANS	OPP
Atlanta	Atlanta	23	3
Tampa Bay	Tampa Bay	34	3
Nashville	Chicago	24	27

2022 (2-1)

SITE	OPPONENT	TITANS	OPP
Baltimore	Baltimore	10	23
Nashville	Tampa Bay	13	3
Nashville	Arizona	26	23

2023 (2-1)

SITE	OPPONENT	TITANS	OPP
Chicago	Chicago	17	23
Minnesota	Minnesota	24	16
Nashville	New England	23	7



TITANS VS. THE NFL

All-time regular season and playoff records versus 31 current NFL opponents

OPPONENT	FIRST MEETING	REGULAR SEASON			POSTSEASON			COMBINED			STREAK	LAST TIME
		HOME	AWAY	TOTAL	HOME	AWAY	TOTAL	HOME	AWAY	TOTAL		
Arizona Cardinals	1970	2-5-0	2-3-0	4-8-0	0-0	0-0	0-0	2-5-0	2-3-0	4-8-0	L3	9/12/21 at Ten, L 13-38
Atlanta Falcons	1972	6-2-0	3-5-0	9-7-0	0-0	0-0	0-0	6-2-0	3-5-0	9-7-0	W2	10/29/23 at Ten, W 28-23
Baltimore Ravens	1996	6-6-0 [^]	5-5-0	11-11-0	0-3	2-0	2-3	6-9-0	7-5-0	13-14-0	L2	10/15/23 at Ten, L 16-24
Buffalo Bills	1960	15-8-0	14-10-0	29-18-0	1-0	0-2	1-2	16-8-0	14-12-0	30-20-0	L1	9/19/22 at Buf, L 7-41
Carolina Panthers	1996	2-2-0	2-1-0	4-3-0	0-0	0-0	0-0	2-2-0	2-1-0	4-3-0	W1	11/26/23 at Ten, W 17-10
Chicago Bears	1973	3-4-0	4-2-0	7-6-0	0-0	0-0	0-0	3-4-0	4-2-0	7-6-0	W2	11/8/20 at Ten, W 24-17
Cincinnati Bengals	1968	24-14-1	17-21-0	41-35-1	0-1	0-1	0-2	24-15-1	17-22-0	41-37-1	W1	10/1/23 at Ten, W 27-3
Cleveland Browns	1970	14-20-0	17-17-0	31-37-0	0-0	1-0	1-0	14-20-0	18-17-0	32-37-0	L2	9/24/23 at Cle, L 3-27
Dallas Cowboys	1970	2-6-0	5-3-0	7-9-0	0-0	0-0	0-0	2-6-0	5-3-0	7-9-0	L1	12/29/22 at Ten, L 13-27
Denver Broncos	1960	16-6-0	8-10-1	24-16-1	1-0	0-2	1-2	17-6-0	8-12-1	25-18-1	W2	11/13/22 at Ten, W 17-10
Detroit Lions	1971	6-2-0	4-1-0	10-3-0	0-0	0-0	0-0	6-2-0	4-1-0	10-3-0	W6	12/20/20 at Ten, W 46-25
Green Bay Packers	1972	3-3-0	5-3-0	8-6-0	0-0	0-0	0-0	3-3-0	5-3-0	8-6-0	W1	11/17/22 at GB, W 27-17
Houston Texans	2002	12-10-0	11-11-0	23-21-0	0-0	0-0	0-0	12-10-0	11-11-0	23-21-0	L3	12/31/23 at Hou, L 3-26
Indianapolis Colts	1970	10-17-0	11-20-0	21-37-0	0-0	1-0	1-0	10-17-0	12-20-0	22-37-0	L2	12/3/23 at Ten, L 28-31 (OT)
Jacksonville Jaguars	1995	19-10-0	15-14-0	34-24-0	0-0	1-0	1-0	19-10-0	16-14-0	35-24-0	W1	1/7/24 at Ten, W 28-20
Kansas City Chiefs	1960	14-10-0	10-18-0	24-28-0	0-2	1-1	1-3	14-12-0	11-19-0	25-31-0	L1	11/6/22 at KC, L 17-20 (OT)
Las Vegas Raiders	1960	15-14-0	7-12-0	22-26-0	0-0	0-4	0-4	15-14-0	7-16-0	22-30-0	W2	9/25/22 at Ten, W 24-22
Los Angeles Chargers	1960	13-9-0	3-19-1 [^]	16-27-1	1-0	2-1	3-1	14-9-0	5-20-1	19-28-1	W1	9/17/23 at Ten, W 27-24 (OT)
Los Angeles Rams	1973	3-4-0	3-3-0	6-7-0	0-0	0-0	0-1*	3-4-0	3-3-0	6-8-0*	W1	11/7/21 at LAR, W 28-16
Miami Dolphins	1966	9-8-0	9-13-0	18-21-0	0-0	1-0	1-0	9-8-0	10-13-0	19-21-0	W2	12/11/23 at Mia, W 28-27
Minnesota Vikings	1974	3-2-0	2-7-0	5-9-0	0-0	0-0	0-0	3-2-0	2-7-0	5-9-0	W1	9/27/20 at Min, W 31-30
New England Patriots	1960	11-7-0	5-17-1	16-24-1	0-0	2-2	2-2	11-7-0	7-19-1	18-26-1	L1	11/28/21 at NE, L 13-36
New Orleans Saints	1971	3-4-1	6-3-0	9-7-1	0-0	0-0	0-0	3-4-1	6-3-0	9-7-1	L1	9/10/23 at NO, L 15-16
New York Giants	1973	3-4-0	3-3-0	6-7-0	0-0	0-0	0-0	3-4-0	3-3-0	6-7-0	L1	9/11/22 at Ten, L 20-21
New York Jets	1960	18-6-0	6-14-1	24-20-1	1-0	0-0	1-0	19-7-0	6-13-1	25-20-1	L1	10/3/21 at NYJ, L 24-27 OT
Philadelphia Eagles	1972	3-3-0	2-5-0	5-8-0	0-0	0-0	0-0	3-3-0	2-5-0	5-8-0	L1	12/4/22 at Phi, L 10-35
Pittsburgh Steelers	1970	19-19-0	12-27-0	31-46-0	1-1	0-2	1-3	20-20-0	12-29-0	32-49-0	L5	11/2/23 at Pit, L 16-20
San Francisco 49ers	1970	3-5-0	3-4-0	6-9-0	0-0	0-0	0-0	3-5-0	3-4-0	6-9-0	W1	12/23/21 at Ten, W 20-17
Seattle Seahawks	1977	4-4-0	3-7-0	7-11-0	1-0	0-0	1-0	5-4-0	3-7-0	8-11-0	L1	12/24/23 at Ten, L 17-20
Tampa Bay Buccaneers	1976	8-0-0	2-3-0	10-3-0	0-0	0-0	0-0	8-0-0	2-3-0	10-3-0	L1	11/12/23 at TB, L 6-20
Washington Commanders	1971	4-2-0	4-4-0	8-6-0	0-0	0-0	0-0	4-2-0	4-4-0	8-6-0	W2	10/9/22 at Was, W 21-17

* Series vs. Los Angeles Rams includes Super Bowl XXXIV loss in Atlanta, Ga.

[^] Series vs. Los Angeles Chargers includes a 2018 road loss in London, U.K.

[^] Series vs. Baltimore Ravens includes a 2023 home loss in London, U.K.

Notes: The Cardinals were previously the Phoenix Cardinals (1988-93), St. Louis Cardinals (1960-87) and Chicago Cardinals (1920-59). The Bears were previously the Decatur Staleys (1920) and Chicago Staleys (1921). The Browns did not play from 1996-98 and rejoined league as expansion team in 1999. The Colts were previously the Baltimore Colts (1953-83). The Chiefs were previously the Dallas Texans (1960-62). The Patriots were previously the Boston Patriots (1960-70). The Jets were previously the New York Titans (1960-62). The Raiders were previously the Oakland Raiders (1960-81 and 1995-2019) and the Los Angeles Raiders (1982-94). The Rams were previously the Cleveland Rams (1937-42, 1944-45) and the St. Louis Rams (1995-2015).



TEAM-BY-TEAM RESULTS

Oilers/Titans Home Stadium Dates

1960-64: Jeppesen Stadium, Houston
 1965-67: Rice Stadium, Houston
 1968-96: Astrodome, Houston
 1997: Liberty Bowl, Memphis
 1998: Vanderbilt Stadium, Nashville
 1999-Present: Nissan Stadium, Nashville

Abbreviations

AFL Champ - AFL Championship game
 AFL Div - AFL Divisional playoff game
 WC - first round playoff game (Wild Card)
 Div - Divisional playoff game
 Champ - AFC Championship game
 SB - Super Bowl XXXIV



vs. ARIZONA CARDINALS

Regular Season: 4-8 (Home 2-5, Away 2-3) • Playoffs: 0-0

Date	Site	W/L	Score
11-1-70	St.L	L	0-44
10-20-74	Hou	L	27-31
10-7-79	Hou	L	17-24
10-27-85	St.L	W	20-10
11-20-88	Hou	W	38-20
12-4-94	Hou	L	12-30
10-26-97	Ariz	W	41-14
10-23-05	Ariz	L	10-20

Date	Site	W/L	Score
11-29-09	Tenn	W	20-17
12-15-13	Tenn	L	34-37 OT
12-10-17	Ariz	L	7-12
9-12-21	Tenn	L	13-38

Points: Titans 239, Cardinals 297
Longest Win Streak: 2 (1985-88)
Longest Losing Streak: 3 (Twice, last 2013-21)
At Nissan Stadium: 1-2
At Univ. of Phoenix Stadium: 0-1



vs. ATLANTA FALCONS

Regular Season: 9-7 (Home 6-2, Away 3-5) • Playoffs: 0-0

Date	Site	W/L	Score
12-3-72	Atl	L	10-20
11-28-76	Hou	W	20-14
9-3-78	Atl	L	14-20
11-29-81	Hou	L	27-31
9-23-84	Atl	L	10-42
10-25-87	Hou	W	37-33

Date	Site	W/L	Score
9-9-90	Atl	L	27-47
12-5-93	Hou	W	33-17
10-13-96	Atl	W	23-13
12-19-99	Tenn	W	30-17
11-23-03	Atl	W	38-31
10-7-07	Tenn	W	20-13

Date	Site	W/L	Score
11-20-11	Atl	L	17-23
10-25-15	Tenn	L	7-10
9-29-19	Atl	W	24-10
10-29-23	Tenn	W	28-23

Points: Titans 365, Falcons 364
Longest Win Streak: 5 (1993-2007)
Longest Losing Streak: 3 (1978-84)
At Nissan Stadium: 3-1
At Georgia Dome: 2-1
At Mercedes-Benz Stadium: 1-0



vs. BALTIMORE RAVENS

Regular Season: 11-11 (Home 6-6, Away 5-5) • Playoffs: 2-3 (Home 0-3, Away 2-0)

Date	Site	W/L	Score
9-15-96	Hou	W	29-13
12-22-96	Balt	W	24-21 OT
9-21-97	Tenn	L	10-36
12-14-97	Balt	L	19-21
10-11-98	Balt	W	12-8
12-6-98	Tenn	W	16-14
10-10-99	Tenn	W	14-11
12-5-99	Balt	L	14-41
10-22-00	Balt	W	14-6

Date	Site	W/L	Score
11-12-00	Tenn	L	23-24
1-7-01	Tenn	L	10-24 (Div)
10-7-01	Balt	L	7-26
11-12-01	Tenn	L	10-16
11-24-02	Balt	L	12-13
1-3-04	Balt	W	20-17 (WC)
9-18-05	Tenn	W	25-10
11-12-06	Tenn	L	26-27
10-05-08	Balt	W	13-10

Date	Site	W/L	Score
1-10-09	Tenn	L	10-13 (Div)
9-18-11	Tenn	W	26-13
11-9-14	Balt	L	7-21
11-5-17	Tenn	W	23-20
10-14-18	Tenn	L	0-21
1-11-20	Balt	W	28-12 (Div)
11-22-20	Balt	W	30-24 OT
1-10-21	Tenn	L	13-20 (WC)
10-15-23	Tenn*	L	16-24

Points: Titans 435, Ravens 482
Longest Win Streak: 3 (1998-99)
Longest Losing Streak: 5 (2000-02)
At Nissan Stadium: 4-7
At M&T Bank Stadium: 6-4
***At Tottenham Hot Spur Stadium:** 0-1
Series Sweeps: Titans (1996, 98); Ravens (1997, 2001)



vs. BUFFALO BILLS

Regular Season: 29-18 (Home 15-8, Away 14-10) • Playoffs: 1-2 (Home 1-0, Away 0-2)

Date	Site	W/L	Score
10-30-60	Buf	L	24-25
12-11-60	Hou	W	31-23
10-8-61	Hou	L	12-22
10-29-61	Buf	W	28-16
9-9-62	Buf	W	28-23
10-7-62	Hou	W	17-14
9-28-63	Buf	W	31-20
10-20-63	Hou	W	28-14
10-11-64	Hou	L	17-48
11-1-64	Buf	L	10-24
10-31-65	Buf	W	19-17
12-5-65	Hou	L	18-29
9-25-66	Buf	L	20-27
11-20-66	Hou	L	20-42
9-17-67	Buf	W	20-3
10-29-67	Hou	W	10-3

Date	Site	W/L	Score
10-27-68	Buf	W	30-7
12-7-68	Hou	W	35-6
9-21-69	Buf	W	17-3
10-5-69	Hou	W	28-14
12-12-71	Buf	W	20-14
11-10-74	Buf	W	21-9
9-19-76	Buf	W	13-3
10-15-78	Hou	W	17-10
9-25-83	Buf	L	13-30
11-10-85	Buf	L	0-20
12-21-86	Hou	W	16-7
9-20-87	Buf	L	30-34
1-1-89	Buf	L	10-17 (Div)
9-24-89	Hou	L	41-47 OT
11-26-90	Hou	W	27-24
12-27-92	Hou	W	27-3

Date	Site	W/L	Score
1-3-93	Buf	L	38-41 OT (WC)
10-11-93	Buf	L	7-35
9-18-94	Hou	L	7-15
12-24-95	Buf	W	28-17
11-23-97	Tenn	W	31-14
1-8-00	Tenn	W	22-16 (WC)
9-3-00	Buf	L	13-16
12-14-03	Tenn	W	28-26
12-24-06	Buf	W	30-29
11-15-09	Tenn	W	41-17
12-4-11	Buf	W	23-17
10-21-12	Buf	W	35-34
10-11-15	Tenn	L	13-14
10-7-18	Buf	L	12-13
10-6-19	Tenn	L	7-14
10-13-20	Tenn	W	42-16

Points: Titans 1,096, Bills 1,004
Longest Win Streak: 10 (1967-78)
Longest Losing Streak: 3 (last 2015-19)
At Nissan Stadium: 5-1 overall (1-0 post)
At Ralph Wilson Stadium: 6-7 overall (0-2 postseason)
At New Era Field: 0-1 overall
At Highmark Stadium: 0-1 overall
Series Sweeps: Titans (1962, 63, 67, 68, 69); Bills (1964, 66)



vs. CAROLINA PANTHERS

Regular Season: 4-3 (Home 2-2, Away 2-1) • Playoffs: 0-0

Date	Site	W/L	Score
11-24-96	Hou	L	6-31
10-19-03	Car	W	37-17
11-4-07	Tenn	W	20-7
11-13-11	Car	W	30-3
11-15-15	Tenn	L	10-27

Date	Site	W/L	Score
11-3-19	Car	L	20-30
11-26-23	Tenn	W	17-10

Total Points: Titans 140, Panthers 125
Longest Win Streak: 3 (2003-11)
Longest Losing Streak: 2 (2015-19)
At Nissan Stadium: 2-1
At Bank of America Stadium: 2-1





vs. CHICAGO BEARS

Regular Season: 7-6 (Home 3-4, Away 4-2) • Playoffs: 0-0

Date	Site	W/L	Score
10-28-73	Chi	L	14-35
11-6-77	Hou	W	47-0
11-16-80	Chi	W	10-6
10-12-86	Hou	L	7-20
10-15-89	Chi	W	33-28

Date	Site	W/L	Score
12-7-92	Hou	W	24-7
10-22-95	Chi	L	32-35
10-25-98	Tenn	L	20-23
11-14-04	Tenn	L	17-19 OT
11-9-08	Chi	W	21-14

Date	Site	W/L	Score
11-4-12	Tenn	L	20-51
11-27-16	Chi	W	27-21
11-8-20	Tenn	W	24-17

Total Points: Titans 296, Bears 266
Longest Win Streak: 2 (last 1989-92)
Longest Losing Streak: 3 (1995-04)
At Nissan Stadium: 1-2
At Soldier Field: 4-2



vs. CINCINNATI BENGALS

Regular Season: 41-35-1 (Home 24-14-1, Away 17-21) • Playoffs: 0-2 (Home 0-1, Away 0-1)

Date	Site	W/L	Score
11-3-68	Cin	W	27-17
11-9-69	Hou	T	31-31
10-4-70	Cin	W	20-13
12-13-70	Hou	L	20-30
10-31-71	Hou	W	10-6
11-21-71	Cin	L	13-28
10-29-72	Cin	L	7-30
12-17-72	Hou	L	17-61
9-23-73	Cin	L	10-24
12-16-73	Hou	L	24-27
10-27-74	Cin	W	21-34
11-17-74	Hou	W	20-3
10-5-75	Hou	L	19-21
11-30-75	Cin	L	19-23
10-24-76	Hou	L	7-27
11-14-76	Cin	L	27-31
10-30-77	Cin	L	10-13 OT
12-18-77	Hou	W	21-16
10-29-78	Cin	L	13-28
11-26-78	Hou	W	17-10
9-23-79	Cin	W	30-27 OT
11-18-79	Hou	W	42-21
9-28-80	Cin	W	13-10

Date	Site	W/L	Score
10-26-80	Hou	W	23-3
10-4-81	Hou	W	17-10
11-1-81	Cin	L	21-34
9-12-82	Cin	L	6-27
1-2-83	Hou	L	27-35
11-6-83	Hou	L	14-55
11-20-83	Cin	L	10-38
10-7-84	Cin	L	3-13
10-28-84	Hou	L	13-31
10-20-85	Hou	W	27-44
12-1-85	Cin	L	27-45
10-19-86	Cin	L	28-31
11-9-86	Hou	W	32-28
11-1-87	Cin	W	31-29
12-27-87	Hou	W	21-17
10-23-88	Cin	L	21-44
12-11-88	Hou	W	41-6
11-13-89	Hou	W	26-24
12-17-89	Cin	L	7-61
10-14-90	Hou	W	48-17
12-23-90	Cin	L	20-40
1-6-91	Cin	L	14-41 (WC)
9-8-91	Cin	W	30-7

Date	Site	W/L	Score
10-27-91	Hou	W	35-3
10-11-92	Cin	W	38-24
10-25-92	Hou	W	26-10
10-24-93	Hou	W	28-12
11-14-93	Cin	W	38-3
9-25-94	Hou	W	20-13
11-13-94	Cin	L	31-34
9-24-95	Cin	W	38-28
11-12-95	Hou	L	25-32
10-6-96	Cin	W	30-27 OT
12-15-96	Hou	L	13-21
10-12-97	Tenn	W	30-7
12-4-97	Cin	L	14-41
9-6-98	Cin	W	23-14
10-18-98	Tenn	W	44-14
9-12-99	Tenn	W	36-35
11-14-99	Cin	W	24-14
10-8-00	Cin	W	23-14
12-10-00	Tenn	W	35-3
11-18-01	Cin	W	20-7
1-6-02	Tenn	L	21-23
10-27-02	Cin	W	30-24
10-31-04	Tenn	W	27-20

Total Points: Titans 1,804, Bengals 1,827
Longest Win Streak: 7 (last 1998-01)
Longest Losing Streak: 7 (1981-84)
At Nissan Stadium: 5-5
At Paul Brown Stadium: 4-3
Series Sweeps: Titans (1974, 79, 80, 87, 91, 92, 93, 98, 99, 00); Bengals (1972, 73, 75, 76, 82, 83, 84)



vs. CLEVELAND BROWNS

Regular Season: 31-37 (Home 14-20, Away 17-17) • Playoffs: 1-0 (Home 0-0, Away 1-0)

Date	Site	W/L	Score
11-22-70	Clev	L	14-28
12-7-70	Hou	L	10-21
9-19-71	Clev	L	0-31
11-28-71	Hou	L	24-27
10-22-72	Hou	L	17-23
11-5-72	Clev	L	0-20
10-21-73	Clev	L	13-42
11-11-73	Hou	L	13-23
9-22-74	Clev	L	7-20
12-15-74	Hou	W	24-28
10-12-75	Clev	W	10-40
12-21-75	Hou	W	10-21
11-7-76	Hou	L	7-21
12-5-76	Clev	L	10-13
10-16-77	Hou	L	23-24
12-11-77	Clev	W	15-19
10-1-78	Clev	W	13-16
11-5-78	Hou	W	10-14
9-30-79	Hou	W	31-10
12-2-79	Clev	L	7-14

Date	Site	W/L	Score
9-15-80	Clev	W	7-16
11-30-80	Hou	L	14-17
9-13-81	Clev	W	9-3
12-3-81	Hou	W	17-13
12-26-82	Hou	L	14-20
10-30-83	Clev	L	19-25 OT
12-11-83	Hou	W	27-34
11-25-84	Clev	L	10-27
12-16-84	Hou	L	20-27
10-13-85	Hou	L	6-21
12-15-85	Clev	L	21-28
9-14-86	Hou	L	20-23
11-30-86	Clev	L	10-13 OT
10-11-87	Clev	W	15-10
11-22-87	Hou	L	7-40
11-7-88	Hou	W	24-17
12-18-88	Clev	L	23-28
12-24-88	Clev	W	24-23 (WC)
10-29-89	Clev	L	17-28
12-23-89	Hou	L	20-24

Date	Site	W/L	Score
11-18-90	Clev	W	35-23
12-9-90	Hou	W	58-14
11-17-91	Hou	W	28-24
12-15-91	Clev	W	17-14
11-8-92	Hou	L	14-24
12-20-92	Clev	W	17-14
11-21-93	Clev	W	27-20
12-12-93	Hou	W	19-17
10-13-94	Hou	L	8-11
11-27-94	Clev	L	10-34
9-17-95	Hou	L	7-14
11-5-95	Clev	W	37-10
9-19-99	Tenn	W	26-9
11-28-99	Clev	W	33-21
11-19-00	Tenn	W	24-10
12-17-00	Clev	W	24-0
12-2-01	Clev	W	31-15
12-30-01	Tenn	L	38-41
9-22-02	Tenn	L	28-31 OT
11-6-05	Clev	L	14-20

Total Points: Titans 1,371, Browns 1,391
Longest Win Streak: 6 (1995-01)
Longest Losing Streak: 9 (1970-74)
At Nissan Stadium: 4-4
At Cleveland Browns Stadium: 6-3
Series Sweeps: Titans (1975, 78, 81, 90, 91, 93, 99, 00); Browns (1970, 71, 72, 73, 76, 84, 85, 86, 89, 94)



vs. DALLAS COWBOYS

Regular Season: 7-9 (Home 2-6, Away 5-3) • Playoffs: 0-0

Date	Site	W/L	Score
12-20-70	Dal	L	10-52
11-24-74	Hou	L	0-10
11-22-79	Dal	W	30-24
12-13-82	Hou	L	7-37
9-29-85	Hou	L	10-17
11-24-88	Dal	W	25-17
11-10-91	Hou	W	26-23 OT
9-11-94	Dal	L	17-20

Date	Site	W/L	Score
11-27-97	Dal	W	27-14
12-25-00	Tenn	W	31-0
9-15-02	Dal	L	13-21
10-1-06	Tenn	L	14-45
10-10-10	Dal	W	34-27
9-14-14	Tenn	L	10-26
11-5-18	Dal	W	28-14
12-29-22	Tenn	L	13-27

Total Points: Titans 295, Cowboys 374
Longest Win Streak: 2 (last 1997-00)
Longest Losing Streak: 2 (last 2002-06)
At Nissan Stadium: 1-3
At AT&T Stadium: 2-0





vs. DENVER BRONCOS

Regular Season: 24-16-1 (Home 16-6, Away 8-10-1) • Playoffs: 1-2 (Home 1-0, Away 0-2)

Date	Site	W/L	Score
11-6-60	Den	W	45-25
11-20-60	Hou	W	20-10
11-5-61	Den	W	55-13
11-26-61	Hou	W	45-14
10-21-62	Den	L	10-20
12-2-62	Hou	W	34-17
9-14-63	Hou	W	14-20
10-13-63	Den	W	33-24
9-27-64	Den	W	38-17
12-20-64	Hou	W	34-15
10-17-65	Den	L	17-28
11-14-65	Hou	L	21-31
9-3-66	Hou	W	45-7
10-2-66	Den	L	38-40

Date	Site	W/L	Score
10-1-67	Hou	W	10-6
11-12-67	Den	W	20-18
11-17-68	Hou	W	38-17
10-26-69	Hou	W	24-21
11-16-69	Den	T	20-20
11-29-70	Hou	W	31-21
9-17-72	Den	L	17-30
10-14-73	Hou	L	20-48
12-8-74	Den	L	14-38
10-10-76	Hou	W	17-3
12-4-77	Hou	L	14-24
12-23-79	Hou	W	13-7 (WC)
11-2-80	Den	W	20-16
10-9-83	Hou	L	14-26

Date	Site	W/L	Score
10-6-85	Den	L	20-31
10-4-87	Den	W	40-10
1-10-88	Den	L	10-34 (Div)
10-6-91	Hou	W	42-14
1-4-92	Den	L	24-26 (Div)
10-18-92	Den	L	21-27
11-26-95	Hou	W	42-33
12-25-04	Tenn	L	16-37
11-19-07	Den	L	20-34
10-3-10	Tenn	L	20-26
9-25-11	Tenn	W	17-14
12-8-13	Den	L	28-51
12-11-16	Tenn	W	13-10
10-13-19	Den	L	0-16

9-14-20 Den W 16-14
11-13-22 Tenn W 17-10

Total Points: Titans 1,073, Broncos 977
Longest Win Streak: 5 (1962-65)
Longest Losing Streak: 3 (1972-74, 2004-10)
At Nissan Stadium: 3-2
At Empower Field at Mile High: 1-3
Series Sweeps: Titans (1960, 61, 63, 64, 67, 68); Broncos (1965)



vs. DETROIT LIONS

Regular Season: 10-3 (Home 6-2, Away 4-1) • Playoffs: 0-0

Date	Site	W/L	Score
10-17-71	Hou	L	7-31
10-26-75	Hou	W	24-8
11-13-83	Hou	W	27-17
10-5-86	Det	L	13-24
11-5-89	Hou	W	35-31
11-26-92	Det	W	24-21

Date	Site	W/L	Score
12-10-95	Hou	L	17-24
10-21-01	Det	W	27-24
1-2-05	Tenn	W	24-19
11-27-08	Det	W	47-10
9-23-12	Tenn	W	44-41 OT
9-18-16	Det	W	16-15

Date	Site	W/L	Score
12-20-20	Tenn	W	46-25

Total Points: Titans 351, Lions 290
Longest Win Streak: 6 (2001-20)
Longest Losing Streak: 1 (last 1995)
At Nissan Stadium: 3-0
At Ford Field: 2-0



vs. GREEN BAY PACKERS

Regular Season: 8-6 (Home 3-3, Away 5-3) • Playoffs: 0-0

Date	Site	W/L	Score
11-19-72	Hou	L	10-23
9-25-77	GB	W	16-10
12-14-80	GB	W	22-3
9-4-83	Hou	L	38-41 OT
9-7-86	GB	W	31-3
12-13-92	Hou	L	14-16

Date	Site	W/L	Score
12-20-98	GB	L	22-30
12-16-01	Tenn	W	26-20
10-11-04	GB	W	48-27
11-02-08	Tenn	W	19-16 OT
12-23-12	GB	L	7-55
11-13-16	Tenn	W	47-25

Date	Site	W/L	Score
12-27-20	GB	L	14-40
11-17-22	GB	W	27-17

Total Points: Titans 341, Packers 326
Longest Win Streak: 3 (last 2001-08)
Longest Losing Streak: 2 (1992-98)
At Nissan Stadium: 3-0
At Lambeau Field: 5-3



vs. HOUSTON TEXANS

Regular Season: 23-21 (Home 12-10, Away 11-11) • Playoffs: 0-0

Date	Site	W/L	Score
11-10-02	Tenn	W	17-10
12-29-02	Hou	W	13-3
10-12-03	Tenn	W	38-17
12-21-03	Hou	W	27-24
10-17-04	Tenn	L	10-20
11-28-04	Hou	L	21-31
10-9-05	Hou	W	34-20
12-11-05	Tenn	W	13-10
10-29-06	Tenn	W	28-22
12-10-06	Hou	W	26-20 OT
10-21-07	Hou	W	38-36
12-2-07	Tenn	W	28-20
9-21-08	Tenn	W	31-12
12-14-08	Hou	L	12-13

Date	Site	W/L	Score
9-20-09	Tenn	L	31-34
11-23-09	Hou	W	20-17
11-28-10	Hou	L	0-20
12-19-10	Tenn	W	31-17
10-23-11	Tenn	L	7-41
1-1-12	Hou	W	23-22
9-30-12	Hou	L	14-38
12-2-12	Tenn	L	10-24
9-15-13	Hou	L	24-30 OT
12-29-13	Tenn	W	16-10
10-26-14	Tenn	L	16-30
11-30-14	Hou	L	21-45
11-1-15	Hou	L	6-20
12-27-15	Tenn	L	6-34

Date	Site	W/L	Score
10-2-16	Hou	L	20-27
1-1-17	Tenn	W	24-17
10-1-17	Hou	L	14-57
12-3-17	Tenn	W	24-13
9-16-18	Tenn	W	20-17
11-26-18	Hou	L	17-34
12-15-19	Tenn	L	21-24
12-29-19	Hou	W	35-14
10-18-20	Tenn	W	42-36 OT
1-3-21	Hou	W	41-38
11-21-21	Tenn	L	13-22
1-9-22	Hou	W	28-25
10-30-22	Hou	W	17-10
12-24-22	Tenn	L	14-19

12-17-23 Tenn L 16-19 OT
12-31-23 Hou L 3-26

Total Points: Titans 910, Texans 1,038
Longest Win Streak: 7 (2005-08)
Longest Losing Streak: 5 (2014-16)
At Nissan Stadium: 12-10
At NRG Stadium: 11-11
Series Sweeps: Titans (2002, 03, 05, 06, 07, 20); Texans (2004, 12, 14, 15, 23)



vs. INDIANAPOLIS COLTS

Regular Season: 21-37 (Home 10-17, Away 11-20) • Playoffs: 1-0 (Home 0-0, Away 1-0)

Date	Site	W/L	Score
10-11-70	Hou	L	20-24
11-4-73	Balt	W	31-27
11-1-76	Balt	L	14-38
10-14-79	Balt	W	28-16
9-21-80	Hou	W	21-16
12-18-83	Balt	L	10-20
9-9-84	Hou	L	21-35
12-22-85	Ind	L	16-34
11-23-86	Hou	W	31-17
11-29-87	Ind	L	27-51
9-4-88	Ind	W	17-14 OT
9-23-90	Hou	W	24-10
9-13-92	Ind	W	20-10
9-4-94	Ind	L	21-45
1-16-00	Ind	W	19-16 (Div)
11-3-02	Ind	W	23-15
12-8-02	Tenn	W	27-17
9-14-03	Ind	L	7-33

Date	Site	W/L	Score
12-7-03	Tenn	L	27-29
9-19-04	Tenn	L	17-31
12-5-04	Ind	L	24-51
10-2-05	Tenn	L	10-31
12-4-05	Ind	L	3-35
10-8-06	Ind	L	13-14
12-3-06	Tenn	W	20-17
9-16-07	Tenn	L	20-22
12-30-07	Ind	W	16-10
10-27-08	Tenn	W	31-21
12-28-08	Ind	L	0-23
10-11-09	Tenn	L	9-31
12-06-09	Ind	L	17-27
12-9-10	Tenn	L	28-30
1-2-11	Ind	L	20-23
10-30-11	Tenn	W	27-10
12-18-11	Ind	L	13-27
10-28-12	Tenn	L	13-19 OT

Date	Site	W/L	Score
12-9-12	Ind	L	23-27
11-14-13	Tenn	L	27-30
12-1-13	Ind	L	14-22
9-28-14	Ind	L	17-41
12-28-14	Tenn	L	10-27
9-27-15	Tenn	L	33-35
1-3-16	Ind	L	24-30
10-23-16	Tenn	L	26-34
11-20-16	Ind	L	17-24
10-16-17	Tenn	W	36-22
11-26-17	Ind	W	20-16
11-18-18	Ind	L	10-38
12-30-18	Tenn	L	17-33
9-15-19	Tenn	L	17-19
12-1-19	Ind	W	31-17
11-12-20	Tenn	L	17-34
11-29-20	Ind	W	45-26
9-26-21	Tenn	W	25-16

10-31-21 Ind W 34-31 OT
10-2-22 Ind W 24-17
10-23-22 Tenn W 19-10
10-8-23 Ind L 16-23
12-3-23 Tenn L 28-31 OT

Total Points: Titans 1,187, Colts 1,461
Longest Win Streak: 5 (2020-22)
Longest Losing Streak: 11 (2011-16)
At Nissan Stadium: 7-15
At RCA Dome: 5-8
At Lucas Oil Stadium: 5-11
Series Sweeps: Titans (2002, 17, 21, 22); Colts (2003, 04, 05, 09, 10, 12, 13, 14, 15, 16, 18, 23)





vs. JACKSONVILLE JAGUARS Regular Season: 34-24 (Home 19-10, Away 15-14) • Playoffs: 1-0 (Home 0-0, Away 1-0)

Date	Site	W/L	Score	Date	Site	W/L	Score	Date	Site	W/L	Score	Date	Site	W/L	Score
9-3-95	Jax	W	10-3	11-16-03	Tenn	W	10-3	12-30-12	Tenn	W	38-20	12-12-21	Tenn	W	20-0
10-1-95	Hou	L	17-16	9-26-04	Tenn	L	15-12	11-10-13	Tenn	L	27-29	12-11-22	Tenn	L	22-36
9-8-96	Jax	W	34-27	11-21-04	Jax	W	18-15	12-22-13	Jax	W	20-16	1-7-23	Jax	L	16-20
12-8-96	Hou	L	17-23	11-20-05	Tenn	L	28-31	10-12-14	Tenn	W	16-14	11-19-23	Jax	L	14-34
11-2-97	Tenn	L	24-30	1-1-06	Jax	L	13-40	12-18-14	Jax	L	13-21	1-7-23	Tenn	W	28-20
11-16-97	Jax	L	9-17	11-5-06	Jax	L	7-37	11-19-15	Jax	L	13-19	Total Points: Titans 1,278, Jaguars 1,126			
9-27-98	Tenn	L	22-27	12-17-06	Tenn	W	24-17	12-6-15	Tenn	W	42-39	Longest Win Streak: 5 (2019-21; 2001-03)			
12-13-98	Jax	W	16-13	9-9-07	Jax	W	13-10	10-27-16	Tenn	W	36-22	Longest Losing Streak: 4 (1996-98)			
9-26-99	Jax	W	20-19	11-11-07	Tenn	L	13-28	12-24-16	Jax	L	17-38	At Nissan Stadium: 19-6			
12-26-99	Tenn	W	41-14	9-7-08	Tenn	W	17-10	9-17-17	Jax	W	37-16	At EverBank Stadium: 16-14			
1-23-00	Jax	W	33-14 (Champ)	11-16-08	Jax	W	24-14	12-31-17	Tenn	W	15-10	Series Sweeps: Titans (1999, 02, 08, 17, 18, 20, 21); Jaguars (1997, 05, 22)			
10-16-00	Tenn	W	27-13	10-4-09	Jax	L	17-37	9-23-18	Jax	W	9-6				
11-26-00	Jax	L	13-16	11-1-09	Tenn	W	30-13	12-6-18	Tenn	W	30-9				
9-23-01	Jax	L	6-13	10-18-10	Jax	W	30-3	9-19-19	Jax	L	7-20				
11-4-01	Tenn	W	28-24	12-5-10	Tenn	L	6-17	11-24-19	Tenn	W	42-20				
10-13-02	Tenn	W	23-14	9-11-11	Jax	L	14-16	9-20-20	Tenn	W	33-30				
12-22-02	Jax	W	28-10	12-24-11	Tenn	W	23-17	12-13-20	Jax	W	31-10				
10-28-03	Jax	W	30-17	11-25-12	Jax	L	19-24	10-10-21	Jax	W	37-19				



vs. KANSAS CITY CHIEFS Regular Season: 24-28 (Home 14-10, Away 10-18) • Playoffs: 1-3 (Home 0-2, Away 1-1)

Date	Site	W/L	Score	Date	Site	W/L	Score	Date	Site	W/L	Score	Date	Site	W/L	Score
10-16-60	Hou	W	20-10	10-22-67	KC	W	24-19	11-03-85	Hou	W	23-20	12-26-10	KC	L	14-34
12-04-60	Dal	L	0-24	9-09-68	Hou	L	21-26	9-21-86	KC	L	13-27	10-6-13	Tenn	L	17-26
10-01-61	Dal	L	21-26	11-28-68	KC	L	10-24	10-09-88	Hou	W	7-6	9-7-14	KC	W	26-10
10-22-61	Hou	W	38-7	10-12-69	KC	L	0-24	11-26-89	KC	L	0-34	12-18-16	KC	W	19-17
10-28-62	Hou	L	7-31	11-08-70	KC	L	9-24	12-16-90	KC	W	27-10	1-6-18	KC	W	22-21 (WC)
11-04-62	Dal	W	14-6	9-26-71	Hou	L	16-20	9-16-91	Hou	W	17-7	11-10-19	Tenn	W	35-32
12-23-62	Hou	L	17-20 (AFL Champ)	11-18-73	KC	L	14-38	9-20-92	Hou	W	23-20	1-19-20	KC	L	24-35 (Champ)
10-06-63	KC	L	7-28	9-29-74	Hou	L	7-17	9-12-93	Hou	W	30-0	10-24-21	Tenn	W	27-3
10-27-63	Hou	W	28-7	11-02-75	KC	W	17-13	1-16-94	Hou	L	20-28 (Div)	11-6-22	KC	L	17-20 (OT)
10-04-64	KC	L	7-28	11-27-77	Hou	W	34-20	12-18-94	KC	L	9-31	Total Points: Titans 1,046, Chiefs 1,208			
11-22-64	Hou	L	19-28	9-10-78	KC	W	20-17	11-19-95	KC	L	13-20	Longest Win Streak: 4 (last 2014-19)			
10-24-65	Hou	W	38-36	9-16-79	Hou	W	20-6	9-01-96	Hou	L	19-20	Longest Losing Streak: 7 (1968-74)			
11-28-65	KC	L	21-52	10-12-80	KC	L	20-21	9-10-00	Tenn	W	17-14	At Nissan Stadium: 3-2			
10-30-66	KC	L	23-48	11-15-81	KC	L	10-23	12-13-04	Tenn	L	38-49	At Arrowhead Stadium: 9-10			
9-09-67	Hou	L	20-25	10-23-83	Hou	L	10-13	12-16-07	KC	W	26-17				
				11-11-84	KC	W	17-16	10-19-08	KC	W	34-10				



vs. LAS VEGAS RAIDERS Regular Season: 22-26 (Home 15-14, Away 7-12) • Playoffs: 0-4 (Home 0-0, Away 0-4)

Date	Site	W/L	Score	Date	Site	W/L	Score	Date	Site	W/L	Score	Date	Site	W/L	Score
9-11-60	Oak	W	37-22	9-29-68	Hou	L	15-24	11-19-89	Hou	W	23-7	12-8-19	Oak	W	42-21
9-25-60	Hou	L	13-14	9-14-69	Oak	L	17-21	9-1-91	Hou	W	47-17	9-25-22	Tenn	W	24-22
9-9-61	Hou	W	55-0	12-21-69	Oak	L	7-56 (AFL Div)	10-30-94	LA	L	14-17	Total Points: Titans 1,177, Raiders 1,243			
12-17-61	Oak	W	47-16	11-14-71	Oak	L	21-41	8-31-97	Tenn	W	24-21 OT	Longest Win Streak: 4 (1961-62)			
11-11-62	Oak	W	28-20	10-9-72	Hou	L	0-34	12-9-99	Tenn	W	21-14	Longest Losing Streak: 9 (1966-73)			
12-9-62	Hou	W	32-17	12-2-73	Hou	L	6-17	12-22-01	Oak	W	13-10	At Nissan Stadium: 5-4			
9-7-63	Hou	L	13-24	12-14-75	Oak	W	27-26	9-29-02	Oak	L	25-52	At Oakland Alameda Coliseum: 3-11			
12-22-63	Oak	L	49-52	9-26-76	Hou	L	13-14	1-19-03	Oak	L	24-41 (Champ)	At Allegiant Stadium: 0-0			
9-19-64	Hou	W	42-28	11-13-77	Oak	L	29-34	9-7-03	Tenn	W	25-20	Series Sweeps: Titans (1961,62); Raiders (1963, 65)			
11-15-64	Oak	L	10-20	10-8-78	Oak	L	17-21	12-19-04	Oak	L	35-40				
9-26-65	Oak	L	17-21	11-11-79	Hou	W	31-17	10-30-05	Tenn	L	25-34				
11-7-65	Hou	L	21-33	12-28-80	Oak	L	7-27 (WC)	10-28-07	Tenn	W	13-9				
9-10-66	Hou	W	31-0	11-8-81	Hou	W	17-16	9-12-10	Tenn	W	38-13				
11-6-66	Oak	L	23-38	9-11-83	LA	L	6-20	11-24-13	Oak	W	23-19				
12-10-67	Hou	L	7-19	9-2-84	Hou	L	14-24	11-29-15	Tenn	L	21-24				
12-31-67	Oak	L	7-40 (AFL Champ)	10-26-86	Hou	L	17-28	9-25-16	Tenn	L	10-17				
				9-11-88	Hou	W	38-35	9-10-17	Tenn	L	16-26				





vs. LOS ANGELES CHARGERS Regular Season: 16-28-1 (Home 13-9, Away 3-19-1) • Playoffs: 3-1 (Home 1-0, Away 2-1)

Date	Site	W/L	Score
9-18-60	Hou	W	38-28
11-13-60	LA	L	21-24
1-1-61	Hou	W	24-16 (AFL Champ)
9-24-61	SD	L	24-34
12-3-61	Hou	W	33-13
12-24-61	SD	W	10-3 (AFL Champ)
9-23-62	SD	W	42-17
11-25-62	Hou	W	33-27
12-1-63	SD	L	0-27
12-15-63	Hou	L	14-20
9-12-64	SD	L	21-27
10-25-64	Hou	L	17-20
10-3-65	SD	L	14-31
12-12-65	Hou	L	26-37
12-4-66	Hou	L	22-28

Date	Site	W/L	Score
9-24-67	SD	L	3-13
12-16-67	Hou	W	17-24
9-21-68	SD	L	14-30
11-27-69	Hou	L	17-21
10-25-70	SD	T	31-31
12-19-71	Hou	W	49-33
11-26-72	SD	L	20-34
9-15-74	Hou	W	21-14
9-28-75	Hou	W	33-17
10-17-76	SD	L	27-30
12-17-78	Hou	L	24-45
12-29-79	SD	W	17-14 (Div)
9-16-84	SD	L	14-31
11-24-85	Hou	W	37-35
12-7-86	SD	L	0-27
12-6-87	Hou	W	33-18
9-17-89	SD	W	34-27

Date	Site	W/L	Score
9-30-90	SD	W	17-7
9-27-92	Hou	W	27-0
9-19-93	SD	L	17-18
9-13-98	Tenn	L	7-13
10-3-04	SD	L	17-38
9-17-06	SD	L	7-40
12-9-07	Tenn	L	17-23 OT
1-6-08	SD	L	6-17 (WC)
12-25-09	Tenn	L	17-42
10-31-10	SD	L	25-33
9-16-12	SD	L	10-38
9-22-13	Tenn	W	20-17
11-6-16	SD	L	35-43
10-21-18	LA*	L	19-20
10-20-19	Tenn	W	23-20
12-18-22	LA	L	14-17
9-17-23	Tenn	W	27-24

Total Points: Titans 1,042, Chargers 1,199
Longest Win Streak: 4 (1961-62, 1987-92)
Longest Losing Streak: 9 (1993-2012)
At Nissan Stadium: 3-2
At Qualcomm Stadium: 3-13-1
At StubHub Center: 0-0
At SoFi Stadium: 0-1
***At Wembley Stadium:** 0-1
Series Sweeps: Titans (1962); Chargers (1963, 64, 65)



vs. LOS ANGELES RAMS Regular Season: 6-7 (Home 3-4, Away 3-3) • Playoffs: 0-1 (Neutral Site 0-1)

Date	Site	W/L	Score
10-7-73	Hou	L	26-31
9-24-78	Hou	L	6-10
9-6-81	LA	W	27-20
12-9-84	LA	L	16-27
9-13-87	Hou	W	20-16
11-4-90	LA	L	13-17
9-26-93	Hou	L	28-13

Date	Site	W/L	Score
10-31-99	Tenn	W	24-21
1-30-00	Atl	L	16-23 (SB 34)
9-25-05	St.L	L	27-31
12-13-09	Tenn	W	47-7
11-3-13	St.L	W	28-21
12-24-17	Tenn	L	27-23
11-7-21	LAR	W	28-16

Total Points: Titans 314, Rams 285
Longest Win Streak: 2 (2009-13)
Longest Losing Streak: 2 (last 2000-05)
At Nissan Stadium: 2-1
At Edward Jones Dome: 1-1
At L.A. Memorial Coliseum: 0-0
At SoFi Stadium: 1-0



vs. MIAMI DOLPHINS Regular Season: 18-21 (Home 9-8, Away 9-13) • Playoffs: 1-0 (Home 0-0, Away 1-0)

Date	Site	W/L	Score
10-23-66	Hou	L	13-20
12-18-66	Mia	L	28-29
12-3-67	Hou	W	17-14
12-23-67	Mia	W	41-10
9-14-68	Mia	W	24-10
10-6-68	Hou	L	7-24
9-28-69	Hou	W	22-10
11-23-69	Mia	W	32-7
9-27-70	Hou	L	10-20
9-24-72	Mia	L	13-34
11-16-75	Hou	W	20-19
10-2-77	Mia	L	7-27
11-20-78	Hou	W	35-30

Date	Site	W/L	Score
12-24-78	Mia	W	17-9 (WC)
11-5-79	Mia	W	9-6
9-20-81	Hou	L	10-16
12-4-83	Hou	L	17-24
10-14-84	Mia	L	10-28
9-8-85	Hou	W	26-23
11-2-86	Mia	L	7-28
10-1-89	Hou	W	39-7
10-20-91	Mia	W	17-13
11-22-92	Mia	L	16-19
11-17-96	Hou	L	20-23
9-7-97	Mia	L	13-16 OT
11-7-99	Mia	L	0-17

Date	Site	W/L	Score
9-9-01	Tenn	L	23-31
11-9-03	Tenn	W	31-7
9-11-04	Mia	W	17-7
12-24-05	Mia	L	10-24
9-24-06	Mia	L	10-13
12-20-09	Tenn	W	27-24 OT
11-14-10	Mia	L	17-29
11-11-12	Mia	W	37-3
10-18-15	Tenn	L	10-38
10-9-16	Mia	W	30-17
10-8-17	Mia	L	10-16
9-9-18	Mia	L	20-27
1-2-22	Tenn	W	34-3

Total Points: Titans 774, Dolphins 749
Longest Win Streak: 3 (1967-68, 78-79)
Longest Losing Streak: 5 (1992-01)
At Nissan Stadium: 3-2
At Hard Rock Stadium: 5-8
Series Sweeps: Titans (1967, 69); Dolphins (1966)



vs. MINNESOTA VIKINGS Regular Season: 5-9 (Home 3-2, Away 2-7) • Playoffs: 0-0

Date	Site	W/L	Score
10-13-74	Min	L	10-51
12-21-80	Hou	W	20-16
10-16-83	Min	L	14-34
12-14-86	Hou	W	23-10
9-10-89	Min	L	7-38
11-15-92	Min	W	17-13

Date	Site	W/L	Score
10-8-95	Min	L	17-23
12-26-98	Tenn	L	16-26
12-9-01	Min	L	24-42
10-24-04	Min	L	3-20
9-28-08	Tenn	W	30-17
10-7-12	Min	L	7-30

Date	Site	W/L	Score
9-11-16	Tenn	L	16-25
9-27-20	Min	W	31-30

Total Points: Titans 219, Vikings 350
Longest Win Streak: 1 (last 2020)
Longest Losing Streak: 4 (1995-04)
At Nissan Stadium: 1-1
At Metrodome: 1-6
At U.S. Bank Stadium: 1-0



vs. NEW ENGLAND PATRIOTS Regular Season: 16-24-1 (Home 11-7, Away 5-17-1) • Playoffs: 2-2 (Home 0-0, Away 2-2)

Date	Site	W/L	Score
11-25-60	NE	W	24-10
12-18-60	Hou	W	37-21
10-13-61	NE	T	31-31
11-12-61	Hou	W	27-15
9-16-62	NE	L	21-34
11-18-62	Hou	W	21-17
11-1-63	NE	L	3-45
12-8-63	Hou	L	28-46
11-6-64	NE	L	24-25
11-29-64	Hou	L	17-34
9-19-65	Hou	W	10-31
12-18-65	NE	L	14-42
9-25-66	NE	L	21-27
11-13-66	Hou	L	14-38

Date	Site	W/L	Score
11-5-67	NE	L	7-18
11-26-67	Hou	W	27-6
10-13-68	NE	W	16-0
12-15-68	Hou	W	45-17
11-2-69	NE	L	0-24
12-14-69	Hou	W	23-27
11-7-71	NE	L	20-28
11-25-73	Hou	L	0-32
9-21-75	NE	W	7-0
11-12-78	NE	W	26-23
12-31-78	NE	W	31-14 (Div)
11-10-80	Hou	W	38-34
10-18-81	NE	L	10-38
11-28-82	NE	L	21-29

Date	Site	W/L	Score
10-18-87	Hou	L	7-21
9-25-88	Hou	W	31-6
10-8-89	NE	L	13-23
9-22-91	NE	L	20-24
10-17-93	NE	W	28-14
9-20-98	NE	L	16-27
12-16-02	Tenn	W	24-7
10-5-03	NE	L	30-38
1-10-04	NE	L	14-17 (Div)
12-31-06	Tenn	L	23-40
10-18-09	NE	L	0-59
9-9-12	Tenn	L	13-34
12-20-15	NE	L	16-33
1-13-18	NE	L	14-35 (Div)

Total Points: Titans 904, Patriots 1,118
Longest Win Streak: 4 (1975-80)
Longest Losing Streak: 6 (2003-15)
At Nissan Stadium: 2-2
At Gillette Stadium: 1-6
Series Sweeps: Titans (1960, 68); Patriots (1963, 64, 66)



**vs. NEW ORLEANS SAINTS**

Regular Season: 9-7-1 (Home 3-4-1, Away 6-3) • Playoffs: 0-0

Date	Site	W/L	Score
10-3-71	Hou	T	13-13
10-3-76	NO	W	31-26
12-10-78	NO	W	17-12
11-22-81	Hou	L	24-27
9-30-84	Hou	L	10-27
12-13-87	NO	L	10-24

Date	Site	W/L	Score
10-21-90	Hou	W	23-10
9-5-93	NO	L	21-33
11-10-96	NO	W	31-14
10-17-99	NO	W	24-21
9-21-03	Tenn	W	27-12
9-24-07	NO	W	31-14

Date	Site	W/L	Score
12-11-11	Tenn	L	17-22
11-8-15	NO	W	34-28 OT
12-22-19	Tenn	L	28-38
11-14-21	Tenn	W	23-21
9-10-23	NO	L	15-16

Total Points: Titans 379, Saints 358
Longest Win Streak: 4 (1996-07)
Longest Losing Streak: 3 (1981-87)
At Nissan Stadium: 2-2
At Superdome: 6-3

**vs. NEW YORK GIANTS**

Regular Season: 6-7 (Home 3-4, Away 3-3) • Playoffs: 0-0

Date	Site	W/L	Score
9-16-73	NY	L	14-34
12-5-82	NY	L	14-17
12-8-85	Hou	L	14-35
12-21-91	NY	L	20-24
11-21-94	Hou	L	10-13

Date	Site	W/L	Score
11-9-97	Tenn	W	10-6
10-1-00	Tenn	W	28-14
12-1-02	NY	W	32-29 OT
11-26-06	Tenn	W	24-21
9-26-10	NY	W	29-10

Date	Site	W/L	Score
12-7-14	Tenn	L	7-36
12-16-18	NY	W	17-0
9-11-22	Tenn	L	20-21

Total Points: Titans 239, Giants 260
Longest Win Streak: 5 (1997-10)
Longest Losing Streak: 5 (1973-94)
At Nissan Stadium: 2-2
At Giants Stadium: 1-2
At MetLife Stadium: 2-0

**vs. NEW YORK JETS**

Regular Season: 24-20-1 (Home 18-7, Away 6-13-1) • Playoffs: 1-0 (Home 1-0, Away 0-0)

Date	Site	W/L	Score
10-9-60	Hou	W	27-21
10-23-60	NY	W	42-28
11-19-61	Hou	W	49-13
12-10-61	NY	W	48-21
10-14-62	Hou	W	56-17
12-15-62	NY	W	44-10
9-22-63	NY	L	17-24
11-10-63	Hou	W	31-27
10-17-64	NY	L	21-24
12-13-64	Hou	W	33-17
9-12-65	Hou	W	27-21
11-21-65	NY	L	14-41
9-18-66	NY	L	13-52
10-16-66	Hou	W	24-0

Date	Site	W/L	Score
10-15-67	NY	T	28-28
10-20-68	Hou	L	14-20
11-10-68	NY	L	7-26
10-20-69	NY	L	17-26
12-6-69	Hou	L	26-34
10-1-72	Hou	W	26-20
11-3-74	NY	W	27-22
9-18-77	Hou	W	20-0
10-28-79	Hou	W	27-24
11-23-80	NY	L	28-31 OT
9-27-81	NY	L	17-33
11-18-84	Hou	W	31-20
9-18-88	NY	L	3-45
10-28-90	Hou	L	12-17

Date	Site	W/L	Score
10-13-91	NY	W	23-20
12-29-91	Hou	W	17-10 (WC)
1-2-94	Hou	W	24-0
12-24-94	Hou	W	24-10
12-17-95	Hou	W	23-6
12-1-96	NY	W	35-10
11-22-98	Tenn	L	3-24
12-1-03	NY	L	17-24
9-10-06	Tenn	L	16-23
12-23-07	Tenn	W	10-6
11-23-08	Tenn	L	13-34
9-27-09	NY	L	17-24
12-17-12	Tenn	W	14-10
10-6-13	Tenn	W	38-13

Total Points: Titans 1,072, Jets 971
Longest Win Streak: 6 (last 1991-96)
Longest Losing Streak: 4 (1968-69)
At Nissan Stadium: 4-3
At Giants Stadium: 2-3
At MetLife Stadium: 0-2
Series Sweeps: Titans (1960, 61, 62); Jets (1968, 69)

**vs. PHILADELPHIA EAGLES**

Regular Season: 5-8 (Home 3-3, Away 2-5) • Playoffs: 0-0

Date	Site	W/L	Score
11-12-72	Hou	L	17-18
12-16-79	Hou	L	20-26
12-19-82	Phi	L	14-35
10-2-88	Phi	L	23-32
12-2-91	Hou	L	6-13

Date	Site	W/L	Score
10-24-94	Phi	L	6-21
12-3-00	Phi	W	15-13
9-8-02	Tenn	W	27-24
11-19-06	Phi	W	31-13
10-24-10	Tenn	W	37-19

Date	Site	W/L	Score
11-23-14	Phi	L	24-43
9-30-18	Tenn	W	26-23
12-4-22	Phi	L	10-35

Total Points: Titans 256, Eagles 315
Longest Win Streak: 4 (2000-10)
Longest Losing Streak: 6 (1972-94)
At Nissan Stadium: 3-0
At Lincoln Financial Field: 1-2

**vs. PITTSBURGH STEELERS**

Regular Season: 31-46 (Home 19-19, Away 12-27) • Playoffs: 1-3 (Home 1-1, Away 0-2)

Date	Site	W/L	Score
9-20-70	Pitt	W	19-7
10-18-70	Hou	L	3-7
10-24-71	Pitt	L	16-23
12-5-71	Hou	W	29-3
10-15-72	Pitt	L	7-24
12-10-72	Hou	L	3-9
9-30-73	Hou	L	7-36
12-9-73	Pitt	L	7-33
10-6-74	Hou	L	7-13
12-1-74	Pitt	W	13-10
11-9-75	Pitt	L	17-24
11-24-75	Hou	L	9-32
11-21-76	Pitt	L	16-32
12-11-76	Hou	L	0-21
10-9-77	Hou	W	27-10
10-23-77	Pitt	L	10-27
10-23-78	Pitt	W	24-17
12-3-78	Hou	L	3-13
1-7-79	Pitt	L	5-34 (Champ)
9-9-79	Pitt	L	7-38
12-10-79	Hou	W	20-17
1-6-80	Pitt	L	13-27 (Champ)
9-7-80	Pitt	L	17-31

Date	Site	W/L	Score
12-4-80	Hou	W	6-0
10-26-81	Pitt	L	13-26
12-20-81	Hou	W	21-20
11-21-82	Hou	L	10-24
9-18-83	Hou	L	28-40
10-2-83	Pitt	L	10-17
11-4-84	Pitt	L	7-35
12-2-84	Hou	W	23-20 OT
9-22-85	Pitt	L	0-20
11-17-85	Hou	L	7-30
9-28-86	Hou	L	16-22 OT
11-16-86	Pitt	L	10-21
11-15-87	Pitt	W	23-3
12-20-87	Hou	W	24-16
10-16-88	Pitt	W	34-14
12-4-88	Hou	L	34-37
9-24-89	Hou	W	27-0
12-3-89	Pitt	W	23-16
12-31-89	Hou	L	26-23 OT (WC)
9-16-90	Pitt	L	9-20
12-30-90	Hou	W	34-14
11-24-91	Pitt	L	14-26
12-8-91	Hou	W	31-6

Date	Site	W/L	Score
9-6-92	Hou	L	24-29
11-1-92	Pitt	L	20-21
11-28-93	Hou	W	23-3
12-19-93	Pitt	W	26-17
10-3-94	Pitt	L	14-30
11-6-94	Hou	L	9-12 OT
9-10-95	Hou	L	17-34
12-3-95	Pitt	L	7-21
9-29-96	Pitt	L	16-30
10-20-96	Hou	W	23-13
9-28-97	Pitt	L	24-37
12-21-97	Tenn	W	16-6
11-1-98	Pitt	W	41-31
11-15-98	Tenn	W	23-14
11-21-99	Tenn	W	16-10
1-2-00	Pitt	W	47-36
9-24-00	Pitt	W	23-20
11-5-00	Tenn	W	9-7
10-29-01	Pitt	L	7-34
11-25-01	Tenn	L	24-34
11-17-02	Tenn	W	31-23
1-11-03	Tenn	W	34-31 OT (Div)
9-28-03	Pitt	W	30-13

Total Points: Titans 1,406, Steelers 1,710
Longest Win Streak: 7 (1997-00)
Longest Losing Streak: 5 (last 1994-96)
At Nissan Stadium: 6-4
At Heinz Field: 2-6
Series Sweeps: Titans (1987, 89, 93, 98, 99, 00); Steelers (1972, 73, 75, 76, 83, 85, 86, 92, 94, 95, 01)



**vs. SAN FRANCISCO 49ERS**

Regular Season: 6-9 (Home 3-5, Away 3-4) • Playoffs: 0-0

Date	Site	W/L	Score
11-15-70	Hou	L	20-30
12-7-75	SF	W	27-13
9-17-78	Hou	W	20-19
12-13-81	SF	L	6-28
10-21-84	Hou	L	21-34
11-8-87	SF	L	20-27

Date	Site	W/L	Score
10-7-90	Hou	L	21-24
12-25-93	SF	W	10-7
10-27-96	Hou	L	9-10
10-3-99	SF	L	22-24
11-27-05	Tenn	W	33-22
11-8-09	SF	W	34-27

Date	Site	W/L	Score
10-20-13	Tenn	L	17-31
12-17-17	SF	L	23-25
12-23-21	Tenn	W	20-17

Total Points: Titans 303, 49ers 338
Longest Win Streak: 2 (1975-78, 2005-09)
Longest Losing Streak: 4 (1981-90)
At Nissan Stadium: 2-1
At Candlestick Park: 3-3
At Levi's Stadium: 0-1

**vs. SEATTLE SEAHAWKS**

Regular Season: 7-11 (Home 4-4, Away 3-7) • Playoffs: 1-0 (Home 1-0, Away 0-0)

Date	Site	W/L	Score
11-20-77	Sea	W	22-10
10-21-79	Sea	L	14-34
10-5-80	Hou	L	7-26
10-11-81	Hou	W	35-17
9-19-82	Hou	W	23-21
1-3-88	Hou	W	23-20 OT (WC)
11-13-88	Sea	L	24-27

Date	Site	W/L	Score
12-2-90	Sea	L	10-13 OT
11-7-93	Hou	W	24-14
12-11-94	Hou	L	14-16
11-3-96	Sea	L	16-23
10-5-97	Sea	L	13-16
11-29-98	Sea	L	18-20
12-18-05	Tenn	L	24-28

Date	Site	W/L	Score
1-3-10	Sea	W	17-13
10-13-13	Sea	L	13-20
9-24-17	Tenn	W	33-27
9-19-21	Sea	W	33-30 OT
12-24-23	Tenn	L	17-20

Total Points: Titans 380, Seahawks 395
Longest Win Streak: 3 (1981-87)
Longest Losing Streak: 5 (1994-05)
At Nissan Stadium: 1-2
At CenturyLink Field: 1-1
At Lumen Field: 1-0

**vs. TAMPA BAY BUCCANEERS**

Regular Season: 10-3 (Home 8-0, Away 2-3) • Playoffs: 0-0

Date	Site	W/L	Score
9-12-76	Hou	W	20-0
10-19-80	Hou	W	20-14
11-27-83	TB	L	24-33
12-10-89	Hou	W	20-17
10-29-95	Hou	W	19-7
11-8-98	TB	W	31-22

Date	Site	W/L	Score
10-14-01	Tenn	W	31-28 OT
12-28-03	Tenn	W	33-13
10-14-07	TB	L	10-13
11-27-11	Tenn	W	23-17
9-13-15	TB	W	42-14
10-27-19	Tenn	W	27-23

Date	Site	W/L	Score
11-12-23	TB	L	6-20

Total Points: Titans 306, Buccaneers 221
Longest Win Streak: 5 (1989-03)
Longest Losing Streak: 1 (1983, 2007, 2023)
At Nissan Stadium: 4-0
At Raymond James Stadium: 2-2

**vs. WASHINGTON COMMANDERS**

Regular Season: 8-6 (Home 4-2, Away 4-4) • Playoffs: 0-0

Date	Site	W/L	Score
10-10-71	Wash	L	13-22
10-19-75	Hou	W	13-10
9-2-79	Wash	W	29-27
9-15-85	Wash	L	16-13
10-30-88	Hou	W	41-17
11-3-91	Wash	L	13-16 OT

Date	Site	W/L	Score
10-19-97	Tenn	W	28-14
10-30-00	Wash	W	27-21
10-6-02	Tenn	L	14-31
10-15-06	Wash	W	25-22
11-21-10	Tenn	L	16-19 OT
10-20-14	Wash	L	17-19

Date	Site	W/L	Score
12-22-18	Tenn	W	25-16
10-9-22	Was	W	21-17

Total Points: Titans 295, Commanders 267
Longest Win Streak: 2 (current, last 1997-00)
Longest Losing Streak: 2 (2010-14)
At Nissan Stadium: 1-2
At FedEx Field: 3-1



TITANS ALL-TIME FIRST-ROUND DRAFT PICKS

Year	Pick	Player	Pos.	College	Year	Pick	Player	Pos.	College
2024	7	JC Latham	T	Alabama	1988	22	Lorenzo White	RB	Michigan State
2023	11	Peter Skoronski	OL	Northwestern	1987	3	Alonzo Highsmith	RB	Miami (Fla.)
2022	18	Treyton Burks	WR	Arkansas	20	Haywood Jeffires	WR	North Carolina State	
2021	22	Caleb Farley	CB	Virginia Tech	1986	3	Jim Everett	QB	Purdue
2020	29	Isaiah Wilson	T	Georgia	1985	3	Ray Childress	DE	Texas A&M
2019	19	Jeffery Simmons	DT	Mississippi State	11	Richard Johnson	DB	Wisconsin	
2018	22	Rashaan Evans	LB	Alabama	1984	2	Dean Steinkuhler	T	Nebraska
2017	5	Corey Davis	WR	Western Michigan	1983	9	Bruce Matthews	G	Southern California
	18	Adoree' Jackson	CB	Southern California	1982	8	Mike Munchak	G	Penn State
2016	8	Jack Conklin	T	Michigan State	1981	(none)			
2015	2	Marcus Mariota	QB	Oregon	1980	(none)			
2014	11	Taylor Lewan	T	Michigan	1979	(none)			
2013	10	Chance Warmack	G	Alabama	1978	1	Earl Campbell	RB	Texas
2012	20	Kendall Wright	WR	Baylor	1977	11	Morris Towns	T	Missouri
2011	8	Jake Locker	QB	Washington	1976	(none)			
2010	16	Derrick Morgan	DE	Georgia Tech	1975	6	Robert Brazile	LB	Jackson State
2009	30	Kenny Britt	WR	Rutgers	15	Don Hardeman	RB	Texas A&M-Kingsville	
2008	24	Chris Johnson	RB	East Carolina	1974	(none)			
2007	19	Michael Griffin	DB	Texas	1973	1	John Matuszak	DE	Tampa
2006	3	Vince Young	QB	Texas	14	George Amundson	RB	Iowa State	
2005	6	Pacman Jones	CB	West Virginia	1972	6	Greg Sampson	DE	Stanford
2004	(none)				1971	3	Dan Pastorini	QB	Santa Clara
2003	28	Andre Woolfolk	CB	Oklahoma	1970	14	Doug Wilkerson	G	North Carolina Central
2002	15	Albert Haynesworth	DT	Tennessee	1969	15	Ron Pritchard	LB	Arizona State
2001	(none)				1968	(none)			
2000	30	Keith Bulluck	LB	Syracuse	1967	5	George Webster	LB	Michigan State
1999	16	Jevon Kearse	DE	Florida	23	Tom Regner	G	Notre Dame	
1998	16	Kevin Dyson	WR	Utah	1966	Tommy Nobis	LB	Texas	
1997	18	Kenny Holmes	DE	Miami (Fla.)	1965	Lawrence Elkins	TE	Baylor	
1996	14	Eddie George	RB	Ohio State	1964	Scott Appleton	DT	Texas	
1995	3	Steve McNair	QB	Alcorn State	1963	Danny Brabham	LB	Arkansas	
1994	26	Henry Ford	DE	Arkansas	1962	Ray Jacobs	DT	Howard Payne	
1993	13	Brad Hopkins	T	Illinois	1961	Mike Ditka	TE	Pittsburgh	
1992	(none)				1960	Billy Cannon	HB	Louisiana State	
1991	(none)								
1990	15	Lamar Lathon	LB	Houston					
1989	23	David Williams	T	Florida					



The Titans drafted Jeffery Simmons in the first round of the 2019 NFL Draft.

ALL-TIME DRAFT SELECTIONS

2024

Rd.	Pick	Player	Pos.	College
1	7	JC Latham	T	Alabama
2	38	T'Vondre Sweat	NT	Texas
3	71	(Traded to Arizona)		
4	106	Cedric Gray	LB	North Carolina
5a	142	(Traded to Carolina)		
5b	146	Jarvis Brownlee Jr.	CB	Louisville
6	182	Jha'Quan Jackson	WR	Tulane
7a	221	(Traded to Kansas City)		
7b	227	(Traded to Cleveland)		
7c	242	James Williams	LB	Miami (Fla.)
7d	252	Jaylen Harrell	OLB	Michigan

Draft Notes

General Manager: Ran Carthon

- 3 – Pick traded to Arizona in 2023 (see 2023, 2a)
- 5a – Pick traded to Carolina in 2022 for 7a and OL Dennis Daley
- 5b, 6 – Picks and S Terrell Edmunds acquired (6 reacquired; see 7c) from Philadelphia in 2023 for S Kevin Byard
- 7a – Pick and OL Dennis Daley acquired from Carolina in 2022 for 5a; traded to Kansas City in 2024 (see 7d)
- 7b – Pick traded to Cleveland in 2024 for T Leroy Watson
- 7c – Pick and DB Ugo Amadi acquired from Philadelphia in 2022 for 6 (see 5b)
- 7d – Pick and CB L'Jarius Sneed acquired from Kansas City in 2024 for 7a and a third-round pick in 2025

2023

Rd.	Pick	Player	Pos.	College
1	11	Peter Skoronski	OL	Northwestern
2a	33	Will Levis	QB	Kentucky
2b	41	(Traded to Arizona)		
3a	72	(Traded to Arizona)		
3b	81	Tyjae Spears	RB	Tulane
4	110	(Traded to Atlanta)		
5	147	Josh Whyle	TE	Cincinnati
6a	186	Jaelyn Duncan	OL	Maryland
6b	189	(Traded to L.A. Rams)		
7	228	Colton Dowell	WR	Tennessee-Martin

Draft Notes

General Manager: Ran Carthon

- 2a, 3b – Picks acquired from Arizona for 2b, 3a and a third-round pick in 2024
- 4 – Pick traded to Atlanta in 2021 (see 2022, 2b)
- 6a – Pick acquired from Atlanta in 2021 (see 2022, 2b)
- 6b – Pick traded to L.A. Rams in 2022 for WR Robert Woods

2022

Rd.	Pick	Player	Pos.	College
1a	18	Treyton Burks	WR	Arkansas
1b	26	(Traded to N.Y. Jets)		
2a	35	Roger McCreary	CB	Auburn
2b	58	(Traded to Atlanta)		
3a	69	Nicholas Petit-Frere	OL	Ohio State
3b	86	Malik Willis	QB	Liberty
3c	90	(Traded to Las Vegas)		
3d	101	(Traded to N.Y. Jets)		
4a	131	Hassan Haskins	RB	Michigan
4b	143	Chig Okonkwo	TE	Maryland
5a	163	Kyle Philips	WR	UCLA
5b	169	(Traded to Las Vegas)		
6a	204	Theo Jackson	S	Tennessee
6b	219	Chance Campbell	LB	Mississippi
7	247	(Traded to Miami)		

Draft Notes

General Manager: Jon Robinson

- 4b, 6b – Awarded as a compensatory selection
- 1a, 3d – Picks acquired from Philadelphia for WR A.J. Brown
- 2b – Pick traded in 2021 with a fourth-round pick in 2023 to Atlanta for

WR Julio Jones and a sixth-round pick in 2023

- 2a, 3a, 5a – Picks acquired from N.Y. Jets for 1b, 3d
- 3b – Pick acquired from Las Vegas for 3c and 5b
- 7 – Pick traded with T Isaiah Wilson to Miami in 2021 (see 2021 7a)

2021

Rd.	Pick	Player	Pos.	College
1	22	Caleb Farley	CB	Virginia Tech
2	53	Dillon Radunz	T	North Dakota State
3a	85	(Traded to Green Bay)		
3b	92	Monty Rice	ILB	Georgia
3c	100	Elijah Molden	CB	Washington
4a	109	Dez Fitzpatrick	WR	Louisville
4b	126	(Traded to Carolina)		
4c	135	Rashad Weaver	OLB	Pittsburgh
5	166	(Traded to Carolina)		
6a	185	(Traded to L.A. Chargers)		
6b	205	Racey McMath	WR	Louisiana State
6c	215	Brady Breeze	S	Oregon
7a	232	(Traded to Carolina)		
7b	249	(Traded to L.A. Rams)		

Draft Notes

General Manager: Jon Robinson

- 3b, 4c – Picks acquired from Green Bay for 3a
- 3c – Awarded as a compensatory selection
- 4a – Pick acquired from Carolina for 4b, 5 and 7a
- 6a – Pick acquired from Jacksonville in 2020 for OLB Kamalei Correa and 7b; traded to L.A. Chargers in 2020 for CB Desmond King II
- 6c – Pick acquired from Kansas City in 2020 (see 2020, 7b)
- 7a – Pick acquired from Miami for T Isaiah Wilson and a seventh-round choice in 2022; traded with 4b and 5 to Carolina for 4a
- 7b – Pick and OLB Kamalei Correa traded to Jacksonville in 2020 for 6a

2020

Rd.	Pick	Player	Pos.	College
1	29	Isaiah Wilson	T	Georgia
2	61	Kristian Fulton	CB	Louisiana State
3	93	Darrynton Evans	RB	Appalachian State
4	135	(Traded to Miami)		
5	174	Larrell Murchison	DL	North Carolina State
6	208	(Traded to Green Bay)		
7a	224	Cole McDonald	QB	Hawaii
7b	237	(Traded to Kansas City)		
7c	243	Chris Jackson	DB	Marshall

Draft Notes

General Manager: Jon Robinson

- 4 – Pick traded to Miami in 2019 (see 2019, 6a)
- 6 – Pick traded to Green Bay in 2019 for OLB Reggie Gilbert
- 7a – Pick acquired in a 2019 trade with Cleveland for WR Taywan Taylor
- 7b – Pick acquired in a trade with Denver for DT Jurrell Casey and then traded to Kansas City for a sixth-round choice in 2021

2019

Rd.	Pick	Player	Pos.	College
1	19	Jeffery Simmons	DT	Mississippi State
2	51	A.J. Brown	WR	Mississippi
3	82	Nate Davis	OL	Charlotte
4a	116	Amani Hooker	DB	Iowa
4b	121	(Traded to N.Y. Jets)		
5a	157	(Traded to N.Y. Jets)		
5b	168	D'Andre Walker	OLB	Georgia
6a	188	David Long	LB	West Virginia
6b	191	(Traded to Baltimore)		
7	233	(Traded to Miami)		

Draft Notes

General Manager: Jon Robinson

- 4a, 5b – Picks acquired in a trade with N.Y. Jets for 4b and 5a
- 6a – Pick and QB Ryan Tannehill acquired in a trade with Miami for a seventh-round pick (233 overall) and a fourth-round pick in 2020
- 6b – Pick acquired in a trade with Baltimore for LB Kamalei Correa



ALL-TIME DRAFT SELECTIONS

2018

Rd.	Pick	Player	Pos.	College
1a	22	Rashaan Evans	LB	Alabama
1b	25	(traded to Baltimore)		
2a	41	Harold Landry	OLB	Boston College
2b	57	(traded to Oakland)		
3	89	(traded to Oakland)		
4	125	(traded to Baltimore)		
5a	152	Dane Cruikshank	DB	Arizona
5b	162	(traded to Baltimore)		
6a	199	Luke Falk	QB	Washington State
6b	215	(acquired from Baltimore and traded back to Baltimore)		
7	243	(traded to Kansas City)		

Draft Notes

General Manager: Jon Robinson

- 1a, 6b – Picks acquired in a trade with Baltimore for 1b and 4 (6b later traded back to Baltimore)
- 2a – Pick acquired in a trade with Oakland for 2b and 3
- 5a – Pick acquired in a trade with Baltimore for 5b and 6b (6b originally traded from Baltimore to Tennessee before being traded back to Baltimore)
- 7 – Pick traded to Kansas City in 2017 for defensive lineman David King

2017

Rd.	Pick	Player	Pos.	College
1a	5	Corey Davis	WR	Western Michigan
1b	18	Adoree' Jackson	CB	Southern California
2	52	(traded to Cleveland)		
3a	72	Taywan Taylor	WR	Western Kentucky
3b	83	(traded to New England)		
3c	100	Jonnu Smith	TE	Florida International
4	124	(Traded to New England)		
5a	155	Jayon Brown	LB	UCLA
5b	164	(Traded to Philadelphia)		
6a	200	(Traded to N.Y. Giants)		
6b	203	(Traded to Denver)		
6c	207	(Traded to Cincinnati)		
6d	214	(Traded to Philadelphia)		
6e	217	Corey Levin	OL	Chattanooga
7a	227	Josh Carraway	OLB	Texas Christian
7b	236	Brad Seaton	T	Villanova
7c	241	Khalfani Muhammad	RB	California

Draft Notes

General Manager: Jon Robinson

- 2 – Pick traded to Cleveland during 2016 draft (see 2016, 1b)
- 3a, 6a – Picks acquired in a trade with New England for 3b and 4
- 3c – Compensatory selection; acquired in a trade with the Los Angeles Rams during the 2016 draft (see 2016, 1a)
- 5a – Pick acquired in a trade with Philadelphia for 5b, 6d
- 6b – Pick traded to Denver during 2016 draft (see 2016, 5b)
- 6c, 7c – Picks acquired in a trade with the N.Y. Giants for 6a
- 6d – Pick acquired in a trade with Atlanta in 2015 (see 2016, 6c)
- 6e, 7a – Picks acquired in a trade with Cincinnati for 6c

2016

Rd.	Pick	Player	Pos.	College
1a	1	(traded to Los Angeles Rams)		
1b	8	Jack Conklin	T	Michigan State
1c	15	(traded to Cleveland)		
2a	33	Kevin Dodd	OLB	Clemson
2b	43	Austin Johnson	DL	Penn State
2c	45	Derrick Henry	RB	Alabama
3a	64	Kevin Byard	S	Middle Tennessee State
3b	76	(traded to Cleveland)		
4a	100	(traded to Philadelphia)		
4b	113	(traded to Los Angeles Rams)		
5a	140	Tajae Sharpe	WR	Massachusetts
5b	157	LeShaun Sims	CB	Southern Utah
6a	176	(traded to Denver)		
6b	177	(traded to Los Angeles Rams)		

6c	193	Sebastian Tretola	G	Arkansas
7a	222	Aaron Wallace	OLB	UCLA
7b	253	Kalan Reed	CB	Southern Mississippi

Draft Notes

General Manager: Jon Robinson

- 1b, 6a – Picks acquired in a trade with Cleveland for 1c, 3b and a 2017 second-round choice
- 1c, 2b, 2c, 3b – Picks and 2017 first-round and third-round choices acquired in a trade with the L.A. Rams for 1a, 4b and 6b
- 4b – Pick acquired in a trade with Philadelphia for 4a and RB DeMarco Murray
- 5b, 7b – Picks acquired in a trade with Denver for 6a and a 2017 sixth-round choice
- 6c – Pick and a 2017 sixth-round choice acquired in 2015 from Atlanta for G Andy Levitre.

2015

Rd.	Pick	Player	Pos.	College
1	2	Marcus Mariota	QB	Oregon
2a	33	(traded to New York Giants)		
2b	40	Dorial Green-Beckham	WR	Oklahoma
3	66	Jeremiah Poutasi	OL	Utah
4a	100	Angelo Blackson	DE	Auburn
4b	108	Jalston Fowler	FB	Alabama
5	138	David Cobb	RB	Minnesota
6a	177	Deiontrez Mount	OLB	Louisville
6b	208	Andy Gallik	C	Boston College
7a	219	(traded to New England)		
7b	245	Tre McBride	WR	William & Mary

Draft Notes

General Manager: Ruston Webster

- 2b, 4b, 7 – Picks acquired from New York Giants for 2a.
- 6b – Pick acquired in 2014 from New England for LB Akeem Ayers and 7a.

2014

Rd.	Pick	Player	Pos.	College
1	11	Taylor Lewan	T	Michigan
2a	42	(traded to Philadelphia)		
2b	54	Bishop Sankey	RB	Washington
3	77	(traded to San Francisco)		
4a	112	DaQuan Jones	DL	Penn State
4b	122	Marqueston Huff	DB	Wyoming
5	151	Avery Williamson	LB	Kentucky
6a	178	Zach Mettenberger	QB	Louisiana State
6b	186	(traded to Washington)		
7	228	(traded to Washington)		

Draft Notes

General Manager: Ruston Webster

- 2b, 4b – Picks acquired in trade with Philadelphia for 2a.
- 3 – Pick traded to San Francisco during 2013 draft (see 2013, 2a).
- 6a – Pick acquired in trade with Washington for 6b and 7.

2013

Rd.	Pick	Player	Pos.	College
1	10	Chance Warmack	G	Alabama
2a	34	Justin Hunter	WR	Tennessee
2b	40	(traded to San Francisco)		
3a	70	Bledi Wreh-Wilson	CB	Connecticut
3b	97	Zaviar Gooden	LB	Missouri
4	107	Brian Schwenke	C	California
5	142	Lavar Edwards	DE	Louisiana State
6a	176	(traded to Minnesota)		
6b	202	Khalid Wooten	CB	Nevada
7a	216	(traded to San Francisco)		
7b	248	Daimion Stafford	S	Nebraska

Draft Notes

General Manager: Ruston Webster



ALL-TIME DRAFT SELECTIONS

- 2a – Pick acquired in trade with San Francisco for 2b, 7a and a third-round pick in 2014.
- 6a – Pick traded to Minnesota in 2012 for a seventh-round pick in 2012.
- 3b, 6b, 7b – Awarded as compensatory selections

2012

Rd.	Pick	Player	Pos.	College
1	20	Kendall Wright	WR	Baylor
2	52	Zach Brown	LB	North Carolina
3	82	Mike Martin	DT	Michigan
4	115	Coty Sensabaugh	CB	Clemson
5a	145	Taylor Thompson	TE	Southern Methodist
5b	155	(traded to Miami)		
6	190	Markelle Martin	S	Oklahoma State
7a	211	Scott Solomon	DE	Rice
7b	227	(traded to Miami)		

Draft Notes

General Manager: Ruston Webster

- 5a – Pick acquired in trade with Miami for 5b and 7b
- 7a – Pick acquired in trade with Minnesota for a sixth-round choice in 2013

2011

Rd.	Pick	Player	Pos.	College
1	8	Jake Locker	QB	Washington
2	39	Akeem Ayers	LB	UCLA
3	77	Jurrell Casey	DT	Southern California
4a	109	Colin McCarthy	LB	Miami (Fla.)
4b	130	Jamie Harper	RB	Clemson
5	142	Karl Klug	DL	Iowa
6	175	Byron Stingily	T	Louisville
7a	212	Zach Clayton	DT	Auburn
7b	251	Tommie Campbell	DB	California (Pa.)

Draft Notes

General Manager: Mike Reinfeldt

- 4b, 7b – Awarded as compensatory selections

2010

Rd.	Pick	Player	Pos.	College
1	16	Derrick Morgan	DE	Georgia Tech
2	47	(traded to New England)		
3a	77	Damian Williams	WR	Southern California
3b	97	Rennie Curran	LB	Georgia
4a	104	Alterraun Verner	CB	UCLA
4b	111	(traded to Seattle)		
5	148	Robert Johnson	S	Utah
6a	176	Rusty Smith	QB	Florida Atlantic
6b	185	(traded to Seattle)		
6c	207	Myron Rolle	S	Florida State
7a	222	Marc Mariani	WR	Montana
7b	241	David Howard	DT	Brown

Draft Notes

General Manager: Mike Reinfeldt

- 3b, 6c, 7b – Awarded as compensatory selections
- 2 – Traded to New England in 2009 (see 2009 3a)
- 4a, 6a – Picks acquired in trade with Seattle for RB LenDale White, DT Kevin Vickerson, 4b and 6b

2009

Rd.	Pick	Player	Pos.	College
1	30	Kenny Britt	WR	Rutgers
2	62	Sen'Derrick Marks	DT	Auburn
3a	89	Jared Cook	TE	South Carolina
3b	94	Ryan Mouton	CB	Hawaii
4a	130	Gerald McRath	LB	Southern Mississippi
4b	135	Troy Kropog	T/G	Tulane
5a	166	(Traded to Dallas)		
5b	173	Javon Ringer	RB	Michigan State

6a	203	Jason McCourty	CB	Rutgers
6b	206	Dominique Edison	WR	Stephen F. Austin
7a	239	Ryan Durand	G	Syracuse
7b	242	Nick Schommer	S	North Dakota State

Draft Notes

General Manager: Mike Reinfeldt

- 4b, 5b, 6b, 7b – Awarded as compensatory selections
- 3a – Pick acquired in trade with New England for second round pick in 2010
- 5a – Pick traded to Dallas (see 2008 4c)

2008

Rd.	Pick	Player	Pos.	College
1	24	Chris Johnson	RB	East Carolina
2	54	Jason Jones	DL	Eastern Michigan
3	85	Craig Stevens	TE	California
4a	103	William Hayes	DE	Winston-Salem State
4b	124	(Traded to Washington)		
4c	126	Lavelle Hawkins	WR	California
4d	134	Stanford Keglar	LB	Purdue
5	157	(Traded to Washington)		
6	189	(Traded to Seattle)		
7	229	Cary Williams	CB	Washburn

Draft Notes

General Manager: Mike Reinfeldt

- 4d – Awarded as compensatory selection
- 4a – Pick acquired in trade with Washington for fourth round pick (#124 overall) and fifth round pick (#157 overall).
- 4b – Traded to Washington (see 4a)
- 4c – Pick acquired in trade with Dallas for Pacman Jones
- 5 – Pick traded to Washington (see 4a)
- 6 – Pick traded to Seattle for Bryce Fisher

2007

Rd.	Pick	Player	Pos.	College
1	19	Michael Griffin	S	Texas
2	50	Chris Henry	RB	Arizona
3	80	Paul Williams	WR	Fresno State
4a	115	Leroy Harris	G/C	North Carolina State
4b	128	Chris Davis	WR	Florida State
5	152	Antonio Johnson	DT	Mississippi State
6a	188	Joel Filani	WR	Texas Tech
6b	204	Jacob Ford	DE	Central Arkansas
6c	206	Ryan Smith	CB	Florida
7	223	Mike Otto	T	Purdue

Draft Notes

General Manager: Mike Reinfeldt

- 4b – Pick acquired in trade with Baltimore for Steve McNair in 2006.
- 6b – Pick acquired in trade with San Diego for Billy Volek in 2006.
- 6c – Pick acquired in trade with Indianapolis for seventh round pick (#238 overall) in 2006. That selection was originally obtained from Indianapolis for Rocky Calmus.

2006

Rd.	Pick	Player	Pos.	College
1	3	Vince Young	QB	Texas
2a	39	(Traded to Philadelphia)		
2b	45	LenDale White	RB	Southern California
3	70	(Traded to Buffalo)		
4a	102	Calvin Lowry	S	Penn State
4b	116	Stephen Tulloch	LB	North Carolina State
5a	137	Terna Nande	LB	Miami (Ohio)
5b	169	Jesse Mahelona	DT	Tennessee
6	172	Jonathan Orr	WR	Wisconsin
7a	215	Cortland Finnegan	CB	Samford
7b	238	(Traded to Indianapolis)		
7c	245	Spencer Toone	LB	Utah
7d	246	Quinton Ganther	RB	Utah

Draft Notes



ALL-TIME DRAFT SELECTIONS

General Manager: Floyd Reese

- 5b, 7c and 7d – awarded as compensatory selections
- 2a – Pick traded to Philadelphia (see 2b)
- 2b – Pick acquired from Philadelphia along with 2006 fourth round pick (116 overall) for the Titans second round pick (39 overall)
- 3 – Pick traded to Buffalo for RB Travis Henry in 2005
- 7b – Pick acquired from Indianapolis for LB Rocky Calmus in 2005 and traded back to Indianapolis for sixth round selection in 2007

2005

Rd.	Pick	Player	Pos.	College
1	6	Adam Jones	CB	West Virginia
2a	37	(Traded to Detroit)		
2b	41	Michael Roos	T	Eastern Washington
3a	68	Courtney Roby	WR	Indiana
3b	96	Brandon Jones	WR	Oklahoma
4a	108	Vincent Fuller	S	Virginia Tech
4b	113	David Stewart	T	Mississippi State
4c	136	Roydell Williams	WR	Tulane
5a	142	Damien Nash	RB	Missouri
5b	150	Daniel Loper	T	Texas Tech
6	179	Bo Scaife	TE	Texas
7	218	Reynaldo Hill	CB	Florida

Draft Notes

General Manager: Floyd Reese

- 3b and 4c – awarded as compensatory selections
- 2a – Pick traded to Detroit (see 2b)
- 2b – Pick acquired from Detroit along with 2005 fourth round pick (113 overall) for the Titans second round pick (37 overall)
- 4b – Pick acquired from Detroit (see 2b)
- 5b – Pick acquired from Kansas City for DE Carlos Hall

2004

Rd.	Pick	Player	Pos.	College
1	27	(Traded to Houston)		
2a	40	Ben Troupe	TE	Florida
2b	42	Travis LaBoy	DE	Hawaii
2c	57	Antwan Odom	DE	Alabama
3a	71	Randy Starks	DT	Maryland
3b	92	Rich Gardner	CB	Penn State
4a	103	Bo Schobel	DE	Texas Christian
4b	124	Michael Waddell	CB	North Carolina
5a	138	Jacob Bell	G	Miami (Ohio)
5b	159	(Traded to Houston)		
5c	165	Robert Reynolds	LB	Ohio State
6	191	Troy Fleming	RB	Tennessee
7a	230	Jared Clauss	DT	Iowa
7b	239	Eugene Amano	C	S.E. Missouri State
7c	241	Sean McHugh	TE	Penn State

Draft Notes

General Manager: Floyd Reese

- 5c, 7b, 7c – awarded as compensatory selections
- 1 – Pick traded to Houston (see 2a)
- 2a – Pick acquired from Houston along with 2004 third round pick (71 overall), fourth round pick (103 overall) and fifth round pick (138 overall) for the Titans 2004 first round pick (27 overall) and fifth round pick (159 overall)
- 2b – Pick acquired from New York Jets for WR Justin McCareins
- 3a – Pick acquired in Houston trade (see 2a)
- 4a – Pick acquired in Houston trade (see 2a)
- 5a – Pick acquired in Houston trade (see 2a)
- 5b – Pick traded to Houston (see 2a)

2003

Rd.	Pick	Player	Pos.	College
1	28	Andre Woolfolk	CB	Oklahoma
2	60	Tyrone Calico	WR	Middle Tennessee State
3	93	Chris Brown	RB	Colorado
4	126	Rien Long	DT	Washington State

5a	154	Donnie Nickey	S	Ohio State
5b	164	(Traded to New England)		
6	201	(Traded to New England)		
7a	225	Todd Williams	T	Florida State
7b	243	(Traded to New England)		

Draft Notes

General Manager: Floyd Reese

- 5a – Pick acquired from New England along with 2003 seventh round pick (225 overall) for the Titans 2003 fifth round pick (164 overall), sixth round pick (201 overall) and seventh round pick (243 overall)
- 5b – Pick traded to New England (see 5a)
- 6 – Pick traded to New England (see 5a)
- 7a – Pick acquired in New England trade (see 5a)
- 7b – Pick traded to New England (see 5a)

2002

Rd.	Pick	Player	Pos.	College
1a	14	(Traded to N.Y. Giants)		
1b	15	Albert Haynesworth	DT	Tennessee
2	45	Tank Williams	S	Stanford
3	77	Rocky Calmus	LB	Oklahoma
4a	110	Mike Echols	CB	Wisconsin
4b	115	Tony Beckham	CB	Wisconsin-Stout
4c	133	Rocky Boiman	LB	Notre Dame
5	151	Jake Schifino	WR	Akron
6	187	Justin Hartwig	G	Kansas
7a	225	Darrell Hill	WR	Northern Illinois
7b	240	Carlos Hall	DE	Arkansas

Draft Notes

General Manager: Floyd Reese

- 4c – awarded as compensatory selection
- 1a – Pick traded to N.Y. Giants (see 1b)
- 1b – Pick acquired from the New York Giants along with 2002 fourth round pick (115 overall) for the Titans 2002 first round pick (14 overall)
- 4b – Pick acquired in Giants trade (see 1b)
- 7b – Pick acquired from Green Bay for DT Rod Walker

2001

Rd.	Pick	Player	Pos.	College
1	29	(Traded to St. Louis)		
2	60	Andre Dyson	CB	Utah
3	90	Shad Meier	TE	Kansas State
4	124	Justin McCareins	WR	Northern Illinois
5	159	Eddie Berlin	WR	Northern Iowa
6a	192	Dan Alexander	RB	Nebraska
6b	199	Adam Haayer	T	Minnesota
7a	229	(Traded to Oakland)		
7b	232	Keith Adams	LB	Clemson

Draft Notes

General Manager: Floyd Reese

- 6b, 7b – awarded as compensatory selections
- 1 – Pick traded to St. Louis for DE Kevin Carter
- 7a – Pick traded to Oakland for C Gennaro DiNapoli

2000

Rd.	Pick	Player	Pos.	College
1	30	Keith Bulluck	LB	Syracuse
3a	68	Erron Kinney	TE	Florida
3b	93	Byron Frisch	DE	Brigham Young
4a	124	Bobby Myers	S	Wisconsin
4b	128	Peter Sirmon	LB	Oregon
5a	135	Aric Morris	S	Michigan State
5b	160	Frank Chamberlin	LB	Boston College
6	197	Robaire Smith	DE	Michigan State
7a	213	Mike Green	RB	Houston
7b	237	Wes Shivers	T	Mississippi State

Draft Notes

General Manager: Floyd Reese



ALL-TIME DRAFT SELECTIONS

- 4b – awarded as compensatory selection
- 7a – Pick acquired from Chicago for LB Lemanski Hall

1999

Rd.	Pick	Player	Pos.	College
1	16	Jevon Kearse	DE	Florida
2a	46	(Traded to New England)		
2b	52	John Thornton	DT	West Virginia
3	81	Zach Piller	G	Florida
4a	114	Brad Ware	S	Auburn
4b	117	Donald Mitchell	CB	Southern Methodist
5	151	Kevin Daft	QB	California-Davis
6	186	Darran Hall	WR	Colorado State
7	222	Phil Glover	LB	Utah

Draft Notes

- General Manager: Floyd Reese
- 2a – Pick traded to New England (see 2b)
 - 2b – Pick acquired from New England along with 1999 fourth round pick (117 overall) for Titans 1999 second round pick (46 overall)
 - 4b – Pick acquired in New England trade (see 2b)

1998

Rd.	Pick	Player	Pos.	College
1	16	Kevin Dyson	WR	Utah
2	46	Samari Rolle	CB	Florida State
3	77	Dainon Sidney	CB	Alabama-Birmingham
4	107	Joe Salave'a	DT	Arizona
5	139	Benji Olson	G	Washington
6	168	Lee Wiggins	DB	South Carolina
7a	205	Jimmy Sprotte	LB	Arizona
7b	229	Kevin Long	C	Florida State

Draft Notes

- General Manager: Floyd Reese
- 7b – awarded as a compensatory selection

1997

Rd.	Pick	Player	Pos.	College
1a	13	(Traded to Kansas City)		
1b	18	Kenny Holmes	DE	Miami (Fla.)
2	46	Joey Kent	WR	Tennessee
3a	75	Denard Walker	CB	Louisiana State
3b	81	Scott Sanderson	T	Washington State
4a	98	Derrick Mason	WR	Michigan State
4b	107	Pratt Lyons	DE	Troy State
4c	110	(Traded to Kansas City)		
4d	116	(Traded to New Orleans)		
5a	132	(Traded to Washington)		
5b	143	George McCullough	DB	Baylor
6a	165	(Traded to New Orleans)		
6b	179	(Traded to St. Louis)		
6c	181	Dennis Stallings	LB	Illinois
7	216	Armon Williams	DB	Arizona

Draft Notes

- General Manager: Floyd Reese
- 1a – Pick traded to Kansas City (see 1b)
 - 1b – Pick acquired from Kansas City along with 1997 third round pick (81 overall), fourth round pick (116 overall) and sixth round pick (181 overall) for Oilers 1997 first round pick (13 overall) and fourth round pick (110 overall)
 - 3b – Pick acquired from Kansas City (see 1b)
 - 4a – Pick acquired from Atlanta along with 1997 sixth round pick (165 overall) for QB Chris Chandler
 - 4b – Pick acquired from New Orleans for Oilers 1997 fourth round pick (116 overall) and sixth round pick (165 overall)
 - 4c – Pick traded to Kansas City (see 1b)
 - 4d – Pick acquired from Kansas City (see 1b) and traded to New Orleans (see 4b)
 - 5a – Pick traded to Washington
 - 6a – Pick acquired from Atlanta (see 4a) and traded to New Orleans (see

- 4b)
- 6b – Pick traded to St. Louis for DE Robert Young
- 6c – Pick acquired from Kansas City (see 1b)

1996

Rd.	Pick	Player	Pos.	College
1a	9	(Traded to Oakland)		
1b	14	Eddie George	RB	Ohio State
1c	17	(Traded to Seattle)		
2a	38	Bryant Mix	DE	Alcorn State
2b	48	Jason Layman	G	Tennessee
3	74	Terry Killens	LB	Penn State
4a	107	Kendrick Burton	DE	Alabama
4b	109	Jon Runyan	T	Michigan
5	143	Rayna Stewart	DB	Northern Arizona
6	177	Anthony Dorsett	LB	Pittsburgh
7	218	Mike Archie	RB	Penn State

Draft Notes

- General Manager: Floyd Reese
- 1a – Pick traded to Oakland for Raiders 1996 first round pick (17 overall), second round pick (48 overall) and fourth round pick (109 overall)
 - 1b – Pick acquired from Seattle for Oilers 1996 first round pick (17 overall) and Oilers DT Glenn Montgomery
 - 1c – Pick acquired from Oakland (see 1a) and traded to Seattle (see 1b)
 - 2b – Pick acquired in Oakland trade (see 1a)
 - 4b – Pick acquired in Oakland trade (see 1a)

1995

Rd.	Pick	Player	Pos.	College
1	3	Steve McNair	QB	Alcorn State
2	35	Anthony Cook	DT	South Carolina State
3a	67	Chris Sanders	WR	Ohio State
3b	89	Rodney Thomas	RB	Texas A&M
3c	95	Torey Hunter	DB	Washington State
4	101	Michael Roan	TE	Wisconsin
5a	137	(Awarded to Washington)		
5b	159	Gary Walker	DE	Auburn
6	174	Hicham El-Mashtoub	C	Arizona
7	211	C.J. Richardson	DB	Miami (Fla.)

Draft Notes

- General Manager: Floyd Reese
- 3c – awarded as a compensatory selection
 - 3b – Pick acquired from Minnesota along with 1994 fourth round pick (119 overall) for QB Warren Moon
 - 5a – Pick to Washington in Wilbur Marshall ruling
 - 5b – Pick awarded as compensation from New England for restricted free agent DE Tim Roberts

1994

Rd.	Pick	Player	Pos.	College
1	26	Henry Ford	DE	Arkansas
2	60	Jeremy Nunley	DE	Alabama
3a	97	(Awarded to Washington)		
3b	101	Malcolm Floyd (Seabron)	WR	Fresno State
4a	119	Mike Davis	DB	Cincinnati
4b	129	Sean Jackson	RB	Florida State
5a	157	Roderick Lewis	TE	Arizona
5b	161	Jim Reid	T	Virginia
6a	187	Lee Gissendaner	WR	Northwestern
6b	194	Barron Wortham	LB	Texas El-Paso
7	220	Lemanski Hall	LB	Alabama

Draft Notes

- General Manager: Floyd Reese
- 3b – awarded as a compensatory selection
 - 3a – Pick to Washington in Wilbur Marshall ruling
 - 4a – Pick acquired from Minnesota along with 1995 third round pick (89 overall) for QB Warren Moon



ALL-TIME DRAFT SELECTIONS

1993

Rd.	Pick	Player	Pos.	College
1a	13	Brad Hopkins	T	Illinois
1b	19	(Traded to Philadelphia)		
2	47	Mike Barrow	LB	Miami (Fla.)
3	75	(Traded to Philadelphia)		
4	102	Travis Hannah	WR	Southern California
5	131	John Henry Mills	TE	Wake Forest
6	158	Chuck Bradley	T	Kentucky
7	187	Patrick Robinson	WR	Tennessee State
8	214	Blaine Bishop	DB	Ball State

Draft Notes

General Manager: Mike Holovak

- 1a – Pick acquired from Philadelphia for Oilers 1993 first round pick (19 overall) and third round pick (75 overall)
- 1b – Pick traded to Philadelphia (see 1a)
- 3 – Pick traded to Philadelphia (see 1a)

1992

Rd.	Pick	Player	Pos.	College
1	23	(Traded to San Diego)		
2	50	Eddie Robinson	LB	Alabama State
3	77	Corey Harris	WR	Vanderbilt
4	108	Mike Mooney	T	Georgia Tech
5a	133	Joe Bowden	LB	Oklahoma
5b	135	Tony Brown	DB	Fresno State
5c	136	Tim Roberts	DT	Southern Mississippi
6	162	Mario Bailey	WR	Washington
7	189	Elbert Turner	WR	Illinois
8	220	Bucky Richardson	QB	Texas A&M
9	247	Bernard Dafney	T	Tennessee
10	274	Dion Johnson	WR	East Carolina
11	301	Anthony Davis	LB	Utah
12	332	Joe Wood	K	Air Force

Draft Notes

General Manager: Mike Holovak

- 1 – Pick traded to San Diego along with WR Shawn Jefferson for Chargers DE Lee Williams in August of 1991
- 5a – Pick acquired from New Orleans for Oilers RB Allen Pinkett
- 5c – Pick acquired from Dallas along with 1991 second round pick (Minnesota's pick, 38 overall) for RB Alonzo Highsmith

1991

Rd.	Pick	Player	Pos.	College
1	17	(Traded to New England)		
2a	28	Mike Dumas	DB	Indiana
2b	38	Darryll Lewis	DB	Arizona
2c	44	John Flannery	C	Syracuse
3a	71	Steve Jackson	DB	Purdue
3b	79	Kevin Donnalley	T	North Carolina
4a	101	David Rocker	DT	Auburn
4b	102	Marcus Robertson	DB	Iowa State
5	129	Gary Wellman	WR	Southern California
6	157	(Pick traded to Philadelphia)		
7	183	Kyle Freeman	LB	Angelo State
8	214	Gary Brown	RB	Penn State
9	240	Shawn Jefferson	WR	Central Florida
10	267	Curtis Moore	LB	Kansas
11	294	James Smith	DB	Richmond
12	325	Alex Johnson	WR	Miami (Fla.)

Draft Notes

General Manager: Mike Holovak

- 1 – Pick traded to New England for 1991 second round pick (28 overall) and fourth round pick (101 overall)
- 2a – Pick acquired in New England trade (see 1)
- 2b – Pick acquired from Dallas (originally Minnesota's selection) along with 1992 fourth round pick (136 overall) for RB Alonzo Highsmith
- 3b – Pick acquired from Miami for LB John Grimsley
- 4a – Pick acquired in New England trade (see 1)

- 6 – Pick traded to Philadelphia for QB Don McPherson in 1990

1990

Rd.	Pick	Player	Pos.	College
1	15	Lamar Lathon	LB	Houston
2	41	Jeff Alm	DT	Notre Dame
3	72	Willis Peguese	DE	Miami (Fla.)
4	99	Eric Still	G	Tennessee
5	126	Richard Newbill	LB	Miami (Fla.)
6	153	Tony Jones	WR	Texas
7	184	Andy Murray	RB	Kentucky
8	211	Brett Tucker	DB	Northern Illinois
9	237	Pat Coleman	WR	Mississippi
10	264	Dee Thomas	DB	Nicholls State
11	295	Joey Banes	T	Houston
12	321	Reggie Slack	QB	Auburn

Draft Notes

General Manager: Mike Holovak

1989

Rd.	Pick	Player	Pos.	College
1	23	David Williams	T	Florida
2	50	Scott Kozak	LB	Oregon
3	77	Bubba McDowell	S	Miami (Fla.)
4	104	Rod Harris	WR	Texas A&M
5	131	Glenn Montgomery	DT	Houston
6	157	Bo Orlando	S	West Virginia
7	190	Tracy Rogers	LB	Fresno State
8	217	Alvoid Mays	CB	West Virginia
9	244	Bob Mrosko	TE	Penn State
10	271	Tracy Johnson	RB	Clemson
11	298	Brian Smider	T	West Virginia
12	325	Chuck Hartlieb	QB	Iowa

Draft Notes

General Manager: Mike Holovak

1988

Rd.	Pick	Player	Pos.	College
1a	9	(Traded to Raiders)		
1b	22	Lorenzo White	RB	Michigan State
2	48	Quintin Jones	DB	Pittsburgh
3a	72	Greg Montgomery	P	Michigan State
3b	74	(Traded to Raiders)		
4	102	(Traded to Raiders)		
5a	125	Cris Dishman	DB	Purdue
5b	130	Chris Verhulst	TE	Cal State-Chico
6	157	Kurt Crain	LB	Auburn
7	187	Tracey Eaton	DB	Portland State
8	214	David Vjaene	C	Minnesota-Duluth
9	241	David Spradlin	LB	Texas Christian
10	271	Marco Johnson	WR	Hawaii
11	298	Jethro Franklin	DE	Fresno State
12	325	John Brantley	LB	Georgia

Draft Notes

General Manager: Ladd Herzeg

- 1a – Pick traded (originally L.A. Rams pick from 1987 trade) to L.A. Raiders along with 1988 third round pick (74 overall) and fourth round pick (102 Overall) for DE Sean Jones, 1988 second round pick (48 overall, Oilers original pick) and third round pick (60 overall)
- 2 – Pick reacquired from L.A. Raiders in trade (see 1a)
- 3a – Pick acquired from S.D. along with fifth round pick (125 overall) for the Oilers third round pick (60 overall)
- 3b – Pick traded to L.A. Raiders (see 1a)
- 4 – Pick traded to Raiders (see 1a)
- 5a – Pick acquired in San Diego trade (see 3a)



ALL-TIME DRAFT SELECTIONS

1987

Rd.	Pick	Player	Pos.	College
1a	3	Alonzo Highsmith	RB	Miami (Fla.)
1b	8	(Traded to Buffalo)		
1c	20	Haywood Jeffires	WR	N.C. State
2a	36	(Traded to Buffalo)		
2b	46	Walter Johnson	LB	Louisiana Tech
3	64	Cody Carlson	QB	Baylor
4a	91	(Traded to L.A. Rams)		
4b	105	Mark Dusbabek	LB	Minnesota
5a	120	(Traded to Washington)		
5b	133	Spencer Tillman	RB	Oklahoma
6a	147	Al Smith	LB	Utah State
6b	159	Toby Caston	LB	Louisiana State
7	176	Robert Banks	DT	Notre Dame
8	202	Michel James	WR	Washington State
9	231	Wes Neighbors	C	Alabama
10	258	Curtis Duncan	WR	Northwestern
11	287	John Davis	G	Georgia Tech
12	314	Ira Valentine	RB	Texas A&M

Draft Notes

General Manager: Ladd Herzeg

- 1a – Pick acquired from Buffalo for Oilers 1987 first round pick (8 overall) and second round pick (36 overall)
- 1b – Pick traded to Buffalo (see 1a)
- 1c – Pick acquired from L.A. Rams along with G Kent Hill, DE William Fuller, 1987 fifth round pick (133 overall) and 1988 first round pick (9 overall) for QB Jim Everett
- 2a – Pick acquired from Detroit for T Harvey Salem and traded to Buffalo (see 1a)
- 2b – Pick acquired from Kansas City along with 1987 fourth round pick (105 overall) for the Oilers second round pick (35 overall)
- 4a – Pick traded to L.A. Rams along with 1986 seventh round pick (172 overall) for WR Drew Hill in 1986.
- 4b – Pick acquired in Kansas City trade (see 2b)
- 5a – Pick traded to Washington (eventually to Chicago) for PK Tony Zendejas
- 5b – Pick acquired in L.A. Rams trade (see 1c)
- 6b – Pick acquired from Kansas City for RB Larry Moriarity

1986

Rd.	Pick	Player	Pos.	College
1	3	Jim Everett	QB	Purdue
2	34	Ernest Givins	WR	Louisville
3	61	Allen Pinkett	RB	Notre Dame
4	87	(Traded to Kansas City)		
5	114	Jeff Parks	TE	Auburn
6	145	Ray Wallace	RB	Purdue
7	172	(Traded to L.A. Rams)		
8	199	Larry Griffin	DB	North Carolina
9	225	Bob Sebring	LB	Illinois
10	256	Don Sommer	G	Texas El-Paso
11	283	Mark Cochran	T	Baylor
12	310	Chuck Banks	RB	West Virginia Tech

Draft Notes

General Manager: Ladd Herzeg

- 4 – Pick traded to Kansas City (see 1985, 5b)
- 7 – Pick traded to L.A. Rams along with 1987 fourth round pick (91 overall) for WR Drew Hill

1985

Rd.	Pick	Player	Pos.	College
1a	2	(Traded to Minnesota)		
1b	3	Ray Childress	DE	Texas A&M
1c	11	Richard Johnson	DB	Wisconsin
2a	31	(Traded to Denver)		
2b	36	Richard Byrd	DE	Southern Mississippi
3a	58	(Traded to N.Y. Giants)		
3b	80	(Traded to L.A. Raiders)		
3c	82	Mike Kelley	C	Notre Dame

4	87	Tom Briebl	LB	Stanford
5a	114	(Traded to Dallas)		
5b	133	Frank Bush	LB	North Carolina State
5c	138	Lee Johnson	K	Brigham Young
6a	143	(Traded to L.A. Raiders)		
6b	153	Joe Krakoski	LB	Washington
7	170	Mike Akiu	WR	Hawaii
8	199	Chuck Thomas	C	Oklahoma
9	226	Steve Tasker	KR	Northwestern
10	255	Mike Golic	DL	Notre Dame
11	281	Willie Drewrey	WR	West Virginia
12	311	Mark Vonderhaar	DT	Minnesota

Draft Notes

General Manager: Ladd Herzeg

- 1a – Pick traded to Minnesota
- 1b – Pick acquired from Minnesota
- 1c – Pick acquired from New Orleans for RB Earl Campbell
- 2a – Pick traded to Denver for second round pick (from Tampa Bay, 36 overall) and fifth round pick (138 overall)
- 2b – Pick acquired from Denver (see 2a)
- 3a – Pick traded to New York Giants for RB Butch Woolfolk
- 3b – Pick traded to L.A. Raiders along with sixth round pick (143 overall) for C Jim Romano
- 3c – Pick acquired from Denver for WR Butch Johnson
- 5a – Pick traded to Dallas (see 1984, 2b)
- 5b – Pick acquired from Kansas City along with sixth round pick (153 overall) for DE Bob Hamm and 1986 fourth round pick (87 overall)
- 5c – Pick acquired from Denver (see 2a)
- 6a – Pick traded to L.A. Raiders (see 3b)
- 6b – Pick acquired from Kansas City (see 5b)

1984

Rd.	Pick	Player	Pos.	College
1	2	Dean Steinkuhler	T	Nebraska
2a	29	Doug Smith	DE	Auburn
2b	40	(Traded to Dallas)		
2c	54	Bo Eason	DB	California-Davis
3	58	Johnny Meads	LB	Nicholls State
4a	85	Mark Studaway	DE	Tennessee
4b	100	Patrick Allen	DB	Utah State
4c	102	(Traded to Washington)		
5	114	Robert Lyles	LB	Texas Christian
6a	141	John Grimsley	LB	Kentucky
6b	161	Eric Mullins	WR	Stanford
7	170	Willie Joyner	RB	Maryland
8	197	Kevin Baugh	WR	Penn State
9a	226	Jeff Donaldson	DB	Colorado
9b	227	Mike Johnson	DE	Illinois
9c	252	Mike Russell	LB	Toledo
10	253	(Traded to L.A. Rams)		
11	282	(Traded to L.A. Raiders)		
12	309	(Traded to L.A. Rams)		

Draft Notes

General Manager: Ladd Herzeg

- 2b – Pick acquired from Minnesota (see 4b) and traded to Dallas along with 1985 fifth round pick (114 overall) and WR Mike Renfro for second round pick (54 overall) and WR Butch Johnson
- 2c – Pick acquired from Dallas (see 2b)
- 4b – Pick acquired from Minnesota along with second round pick (40 overall) for QB Archie Manning and TE Dave Casper
- 4c – Pick acquired from L.A. Rams and traded to Washington for 1985 third round pick (80 overall)
- 6b – Pick acquired from L.A. Rams (see 1983, 1a) and traded to Washington
- 9b – Pick acquired from N.Y. Giants (see 1983, 11)
- 9c – Pick acquired from L.A. Raiders for past considerations involving RB Tim Wilson for 11th round pick (282 overall)
- 10 – Pick traded to L.A. Rams for T Doug France
- 11 – Pick traded to L.A. Raiders (9c)
- 12 – Pick traded to L.A. Rams for past considerations



ALL-TIME DRAFT SELECTIONS

1983

Rd.	Pick	Player	Pos.	College
1a	2	(Pick traded to L.A. Rams)		
1b	9	Bruce Matthews	G	Southern California
2a	30	Harvey Salem	T	California
2b	42	Keith Bostic	DB	Michigan
3a	58	Tim Joiner	LB	Louisiana State
3b	69	Chris Dressel	TE	Stanford
3c	76	(Traded to Miami)		
3d	83	Steve Brown	DB	Oregon
4a	86	Greg Hill	DB	Oklahoma State
4b	88	Mike McCloskey	TE	Penn State
5a	114	Larry Moriarty	RB	Notre Dame
5b	139	Jerome Foster	DT	Ohio State
6	142	Steve Haworth	DB	Oklahoma
7	170	Herkie Walls	WR	Texas
8	198	Robert Thompson	LB	Michigan
9	226	Kevin Potter	DB	Missouri
10	253	(Traded to Green Bay)		
11	281	(Traded to N.Y. Giants)		
12	309	(Traded to N.Y. Giants)		

Draft Notes

General Manager: Ladd Herzeg

- 1a – Pick traded to L.A. Rams for first round pick (3 overall), fourth round pick (88 overall) and 1984 fourth round pick (102 overall)
- 1b – Pick acquired from Seattle along with second round pick (42 overall) and third round pick (69 overall) for Oilers first round pick (3 overall from L.A. Rams)
- 2b – Pick acquired from Seattle (see 1b)
- 3b – Pick acquired from Seattle (see 1b)
- 3c – Pick acquired from Green Bay and traded to Miami (see 3d)
- 3d – Pick acquired from Miami along with fifth round pick (139 overall) for third round pick (76 overall)
- 4b – Pick acquired from L.A. Rams (see 1a)
- 5b – Pick acquired from Miami (see 3d)
- 10 – Pick traded to Green Bay for T Mark Koncar
- 11 – Pick traded to N.Y. Giants along with 12th round pick (309 overall) for 1984 ninth round pick (228 overall)
- 12 – Pick traded to N.Y. Giants (see 11)

1982

Rd.	Pick	Player	Pos.	College
1	8	Mike Munchak	G	Penn State
2a	35	(Pick traded to Oakland)		
2b	44	Oliver Luck	QB	West Virginia
3a	67	(Pick traded to L.A. Rams)		
3b	72	Stan Edwards	RB	Michigan
3c	77	Robert Abraham	LB	North Carolina State
4	94	Steve Bryant	WR	Purdue
5	121	Malcolm Taylor	DE	Tennessee State
6	148	Gary Allen	RB	Hawaii
7	175	(Traded to Detroit)		
8	207	(Traded to L.A. Rams)		
9	234	Matt Bradley	DB	Penn State
10	261	Ron Reeves	QB	Texas Tech
11	287	Jim Campbell	TE	Kentucky
12	314	Donnie Craft	RB	Louisville

Draft Notes

General Manager: Ladd Herzeg

- 2a – Pick traded to Oakland (see 1981, 1)
- 2b – Pick acquired from L.A. Rams along with 1982 third round pick (77 overall) for TE Mike Barber and 1982 third round pick (67 overall)
- 3a – Pick traded to L.A. Rams (see 2b)
- 3b – Pick acquired from N.Y. Giants for RB Rob Carpenter
- 7 – Pick traded to Detroit for CB Luther Bradley
- 8 – Pick traded to L.A. Rams TE Lewis Gilbert

1981

Rd.	Pick	Player	Pos.	College
1	21	(Traded to Oakland)		
2	48	(Traded to Oakland)		
3	79	Mike Holston	WR	Morgan State
4	106	Nick Eyre	T	Brigham Young
5	133	Delbert Fowler	LB	West Virginia
6	159	Bill Kay	DB	Purdue
7a	186	(Traded to Seattle)		
7b	193	Don Washington	DB	Texas A&M-Kingsville
8	217	Willie Tullis	WR	Troy State
9	243	Avon Riley	LB	UCLA
10	270	Larry Jones	RB	Colorado State
11	297	Claude Mathews	G	Auburn
12	324	Bill Capece	K	Florida State

Draft Notes

General Manager: Ladd Herzeg

- 1 – Pick traded to Oakland along with 1981 second round pick (48 overall) and 1982 second round pick (35 overall) for TE Dave Casper
- 2 – Pick traded to Oakland (see 1)
- 7a – Pick traded to Seattle along with 1980 10th round pick (274 overall) for LB Sammy Green
- 7b – Pick acquired from Oakland (see 1980, 7a)

1980

Rd.	Pick	Player	Pos.	College
1	25	(Traded to New England)		
2a	38	Angelo Fields	T	Michigan State
2b	52	Daryle Skaugstad	DT	California
3	79	Tim Smith	WR	Nebraska
4	106	Chris Combs	TE	New Mexico
5	134	John Corker	LB	Oklahoma State
6	160	(Traded to New England)		
7a	182	Craig Bradshaw	QB	Utah State
7b	190	(Traded to N.Y. Jets)		
8	217	Harold Bailey	QB/TE	Oklahoma State
9	244	Ed Harris	RB	Bishop
10	274	(Traded to Seattle)		
11	301	Eddie Preston	WR	Western Kentucky
12	328	Wiley Pitts	WR	Temple

Draft Notes

General Manager: Bum Phillips

- 1 – Pick traded to New England along with sixth round pick (160 overall) for T Leon Gray
- 2a – Pick acquired from Kansas City for QB Steve Fuller
- 6 – Pick traded to New England (see 1)
- 7a – Pick acquired from Oakland along with 1981 seventh round pick (193 overall) for DB Jack Tatum
- 7b – Pick traded to N.Y. Jets for WR Rich Caster
- 10 – Pick traded to Seattle along with 1981 seventh round pick (186 overall) for LB Sammy Green

1979

Rd.	Pick	Player	Pos.	College
1	23	(Traded to Kansas City)		
2a	31	Mike Stensrud	DE	Iowa State
2b	50	Jesse Baker	DE	Jacksonville State
3a	69	(Traded to Baltimore)		
3b	72	Kenny King	RB	Oklahoma
3c	78	(Traded to Tampa Bay)		
4	104	(Traded to San Diego)		
5	133	(Traded to Tampa Bay)		
6a	143	Daryl Hunt	LB	Oklahoma
6b	159	Mike Murphy	LB	S.W. Missouri
7	171	Tim Ries	DB	S.W. Missouri
8	214	Carter Hartwig	DB	Southern California
9	243	Rich Ellender	WR	McNeese State
10		(Pick used in 1978 supplemental draft)		
11	298	Mike Taylor	T	Georgia Tech
12	324	Wayne Wilson	RB	Shepherd



ALL-TIME DRAFT SELECTIONS

Draft Notes

General Manager: Bum Phillips

- 1 – Pick traded to Kansas City for 1979 second round pick (31 overall) and 1980 second round pick (38 overall)
- 2a – Pick acquired in Kansas City trade (see 1)
- 3a – Pick traded to Baltimore for 1979 third round pick (72 overall) and seventh round pick (171 overall)
- 3b – Pick acquired in Baltimore trade (see 3a)
- 3c – Pick traded to Tampa Bay (see 1978, 1a)
- 4 – Pick traded to San Diego for QB Neal Jeffrey
- 5 – Pick traded to Tampa Bay (see 1978, 1a)
- 6a – Pick acquired from Buffalo for T Elbert Drungo
- 7 – Pick acquired in Baltimore trade (see 3a)
- 10 – Pick used on WR Johnnie Dirden (Sam Houston State) in 1978 supplemental draft

1978

Rd.	Pick	Player	Pos.	College
1a	1	Earl Campbell	RB	Texas
1b	17	(Traded to Tampa Bay)		
2	44	(Traded to Tampa Bay)		
3	73	Gifford Nielsen	QB	Brigham Young
4	98	Mike Renfro	WR	Texas Christian
5	127	(Traded to Kansas City)		
6	154	Conrad Rucker	TE	Southern
7	183	(Traded to Buffalo)		
8	210	J.C. Wilson	DB	Pittsburgh
9	239	Jim Mol	DE	Morningside
10	266	Steve Young	TE	Wake Forest
11	295	Willie Thicklen	WR	Alabama State
12	322	John Schuhmacher	G	Southern California

Draft Notes

General Manager: Bum Phillips

- 1a – Pick acquired from Tampa Bay for 1978 first round pick (17 overall) and second round pick (44 overall), 1979 third round pick (78 overall) and fifth round pick (133 overall) and TE Jimmie Giles
- 1b – Pick traded to Tampa Bay (see 1a)
- 5 – Pick traded to Kansas City for WR Otis Taylor
- 7 – Pick traded to Buffalo for DE Jimmy Dean

1977

Rd.	Pick	Player	Pos.	College
1	11	Morris Towns	T	Missouri
2	38	George Reihner	G	Penn State
3a	65	(Traded to San Francisco)		
3b	66	Tim Wilson	RB	Maryland
3c	70	Jimmie Giles	TE	Alcorn State
3d	84	Rob Carpenter	RB	Miami (Ohio)
4a	95	(Traded to Kansas City)		
4b	98	Warren Anderson	WR	West Virginia State
5		(Choice forfeited)		
6a	148	Gary Woolford	DB	Florida State
6b	165	David Carter	C	Western Kentucky
7	178	(Traded to New York Giants)		
8a	198	Steve Davis	WR	Georgia
8b	205	Eddie Foster	WR	Houston
9	232	Bill Currier	DB	South Carolina
10	262	Harvey Hull	LB	Mississippi State
11	289	Al Romano	LB	Pittsburgh
12	316	Ove Johansson	K	Abilene Christian

Draft Notes

General Manager: Bum Phillips

- 3a – Pick traded to San Francisco along with 1976 first round pick (21 overall) for RB Vic Washington
- 3b – Pick acquired from Green Bay along QB John Hadl and DB Ken Ellis for QB Lynn Dickey
- 3c – Pick acquired from Miami along with fourth round pick (98 overall) for CB Ken Ellis
- 3d – Pick acquired from Oakland for WR Emmett Edwards

- 4a – Pick traded to Kansas City along with 1976 fifth round pick (144 overall) for WR Elmo Wright
- 4b – Pick acquired in Miami trade (see 3c)
- 6b – Pick acquired from New England
- 7 – Pick traded to N.Y. Giants for RB Joe Dawkins
- 8a – Pick acquired from Seattle for WR Steve Largent

1976

Rd.	Pick	Player	Pos.	College
1	21	(Traded to San Francisco)		
2	48	Mike Barber	TE	Louisiana Tech
3	79	(Traded to Kansas City)		
4a	113	(Traded to Oakland)		
4b	117	Steve Largent	WR	Tulsa
5	144	(Traded to Kansas City)		
6	173	Todd Simonsen	T	South Dakota State
7a	197	Larry Harris	DT	Oklahoma State
7b	202	(Traded to New England)		
8	229	Bobby Simon	T	Grambling State
9	256	Art Stringer	LB	Ball State
10	284	Steve Kincannon	QB	Humboldt State
11	311	Skip Walker	RB	Texas A&M
12a	324	Larry Bell	T	East Texas State
12b	337	(Traded to San Diego)		
13	368	Dan O'Rourke	WR	Colorado State
14	395	John Reimer	T	Wisconsin
15	422	Bobby Byars	DT	Cheyney
16	452	Claude Johnson	LB	Florida A&M
17	479	Allen Misher	WR	Louisiana State

Draft Notes

General Manager: Bum Phillips

- 1 – Pick traded to San Francisco along with 1977 third round pick (65 overall) for RB Vic Washington
- 3 – Pick traded to Kansas City
- 4a – Pick traded to Oakland along with 1975 fifth round pick (115 overall) for S Tommy Maxwell
- 4b – Pick acquired from L.A. Rams
- 5 – Pick traded to Kansas City along with 1977 fourth round pick (95 overall) for WR Elmo Wright
- 7a – Pick acquired from Denver for DB Jeff Severson
- 7b – Pick traded to New England for TE Bob Adams
- 12a – Pick acquired from Cleveland for WR Willie Miller
- 12b – Pick traded to San Diego for WR Jerry LeVias

1975

Rd.	Pick	Player	Pos.	College
1a	6	Robert Brazile	LB	Jackson State
1b	15	Don Hardeman	RB	Texas A&M-Kingsville
2	40	Emmett Edwards	WR	Kansas
3	65	(Traded to Atlanta)		
4	90	(Traded to Dallas)		
5	115	(Traded to Oakland)		
6	146	Jesse O'Neal	DE	Grambling State
7a	162	Mike Biehle	T	Miami (Ohio)
7b	171	Mark Cotney	DB	Cameron
8	196	Jerry Lawrence	DT	South Dakota State
9	221	Bob Bruer	TE	Minn St.-Mankato
10	246	Alan Pringle	K	Rice
11	271	John Sawyer	TE	Southern Mississippi
12	302	Willie Miller	WR	Colorado State
13	327	Ricky Scales	WR	Virginia Tech
14	352	Jody Medford	G	Rice
15	377	Jack Holmes	RB	Texas Southern
16	402	Ken Lambert	DB	Virginia Tech
17	427	Ricky Seeker	C	Texas A&M

Draft Notes

General Manager: Bum Phillips

- 1a – Pick acquired from Kansas City along with DT Curley Culp for DE John Matuszak
- 3 – Pick traded to Atlanta for LB Buane Benson



ALL-TIME DRAFT SELECTIONS

- 4 – Pick traded to Dallas for WR Mike Montgomery
- 5 – Pick traded to Oakland along with 1976 fourth round pick (113 overall) for S Tommy Maxwell
- 7a – Pick acquired from Kansas City for RB Bill Thomas

1974

Rd.	Pick	Player	Pos.	College
1	1	(Traded to Dallas)		
2	27	(Traded to Buffalo)		
3	53	(Traded to Dallas)		
4	79	Steve Manstedt	LB	Nebraska
5	105	(Traded to Washington)		
6a	131	(Traded to New Orleans)		
6b	154	Booker Brown	G	Southern California
7	157	Leonard Fairley	DB	Alcorn State
8	183	Mike McCoy	DB	Western Kentucky
9	209	(Traded to New England)		
10	235	(Traded to New Orleans)		
11	261	Steve Taylor	C	Auburn
12	287	Ricky Browne	LB	Florida
13	313	Dan Dixon	G	Boise State
14	339	(Traded to Buffalo)		
15	365	Billy Johnson	WR	Widener
16	391	Matthew Williams	RB	N.E. Louisiana
17	417	Bill Hedge	T	N.W. Missouri State

Draft Notes

- General Manager: Sid Gillman
- 1 – Pick traded to Dallas along with 1974 third round pick (53 overall) for DE Tody Smith and WR Billy Parks
 - 2 – Pick traded to Buffalo for LB Al Cowlings
 - 3 – Pick traded to Dallas (see 1)
 - 5 – Pick traded to Washington for S Alvin Haymond
 - 6a – Pick traded to New Orleans along with 10th round pick (235 overall) for RB James Ford
 - 6b – Pick acquired from L.A. Rams for DE Bob Crum
 - 9 – Pick traded to New England for LB Steve Kiner
 - 10 – Pick traded to New Orleans (see 6a)
 - 14 – Pick traded to Buffalo for T Levert Carr

1973

Rd.	Pick	Player	Pos.	College
1a	1	John Matuszak	DE	Tampa
1b	14	George Amundson	RB	Iowa State
2	27	(Traded to Kansas City)		
3a	53	(Traded to New Orleans)		
3b	61	(Traded to Baltimore)		
4	79	Gregg Bingham	LB	Purdue
5	105	Edesel Garrison	WR	Southern California
6	131	Ron Mayo	TE	Morgan State
7	157	Shelby Jordan	T	Washington (Mo.)
8	183	Joe Blahak	DB	Nebraska
9	209	Mark Williams	K	Rice
10	235	Darrell Vaughn	DT	Northern Colorado
11	261	Larry Eaglin	DB	Stephen F. Austin
12	287	Brad Lyman	WR	UCLA
13	313	Willie Martin	G	N.E. Oklahoma
14	339	Ron Lou	C	Arizona State
15	365	Roger Goree	LB	Baylor
16	391	Tim Dameron	WR	East Carolina
17	417	Randy Braband	LB	Texas

Draft Notes

- General Manager: Sid Gillman
- 1b – Pick acquired from Atlanta for DT Mike Tilleman
 - 2 – Pick traded to Kansas City
 - 3a – Pick traded along with 1972 second round pick (31 overall) for DT Mike Tilleman
 - 3b – Pick acquired from Denver for QB Charley Johnson; Pick traded to Baltimore for C Bill Curry

1972

Rd.	Pick	Player	Pos.	College
1	6	Greg Sampson	DE	Stanford
2	31	(Traded to New Orleans)		
3a	56	Lewis Jolley	RB	North Carolina
3b	75	Solomon Freelon	G	Grambling State
4	84	(Traded to St. Louis)		
5	109	(Traded to Denver)		
6a	134	Joe Bullard	DB	Tulane
6b	136	Elmer Allen	LB	Mississippi
7	162	Eric Hutchinson	DB	Northwestern
8	187	Guy Roberts	LB	Maryland
9	212	Willie Postler	T	Montana
10a	240	Rhett Dawson	WR	Florida State
10b	259	Jimmy Butler	TE	Tulsa
11	264	Ron Evans	T	Baylor
12	290	Willie Rodgers	RB	Jackson State
13	318	Willie Roberts	DB	Houston
14	343	Gary Crockett	C	Lamar
15	368	(Traded to Pittsburgh)		
16	396	Guy Murdock	C	Michigan
17	421	Kelly Cochrane	QB	Miami (Fla.)

Draft Notes

- General Manager: John Breen
- 2 – Pick traded along with 1973 third round pick (53 overall) for DT Mike Tilleman
 - 3b – Pick acquired from Kansas City
 - 4 – Pick traded to St. Louis for LB Dave Olerich
 - 5 – Pick traded to Denver for Cleo Johnson
 - 6b – Pick acquired from Denver
 - 15 – Pick traded to Pittsburgh for Worthy McClure

1971

Rd.	Pick	Player	Pos.	College
1	3	Dan Pastorini	QB	Santa Clara
2	31	(Traded to New Orleans)		
3	56	Lynn Dickey	QB	Kansas State
4	81	Larron Jackson	T	Missouri
5	109	Willie Armstrong	RB	Grambling State
6	134	Willie Alexander	DB	Alcorn State
7a	159	Phil Croyle	LB	California
7b	174	Larry Watson	T	Morgan State
8	187	(Traded to Denver)		
9	212	Floyd Rice	TE	Alcorn State
10	237	Russ Price	DE	North Carolina Central
11	265	Macon Hughes	WR	Rice
12	290	John Thompson	G	Minnesota
13	315	Joe Hoing	G	Arkansas Tech
14	343	Dick Adams	DB	Miami (Ohio)
15	368	Andy Hopkins	RB	Stephen F. Austin
16	393	Moses Denson	RB	Maryland-E. Shore
17	421	Calvin Fox	LB	Michigan State

Draft Notes

- General Manager: John Breen
- 2 – Pick traded to New Orleans
 - 7b – Pick acquired from New York Giants
 - 8 – Pick traded to Denver

1970

Rd.	Pick	Player	Pos.	College
1	14	Doug Wilkerson	G	North Carolina Central
2a	31	Leo Brooks	DT	Texas
2b	40	Bill Dusenberry	RB	Johnson Smith
3	66	(Traded to Cleveland)		
4	92	Spike Jones	P	Georgia
5a	110	Ron Saul	G	Michigan State
5b	118	Ed Duley	DT	Northern Arizona
6	144	Benny Johnson	DB	Johnson Smith
7	170	Charles Olson	DB	Concordia College
8	196	Mike McClish	T	Wisconsin



ALL-TIME DRAFT SELECTIONS

9	222	Charles Blossom	DE	Texas Southern
10	248	Joe Dawkins	RB	Wisconsin
11	274	Robert Morris	C	Duke
12	300	Richard Dawkins	TE	Johnson Smith
13	326	Jess Lewis	LB	Oregon State
14	352	Claire Rasmussen	G	Wisconsin-Oshkosh
15	378	Dave Sharp	T	Stanford
16		No choice		
17	430	Julian Fagan	P	Mississippi

Draft Notes

- General Manager: (none)
- 2a – Pick acquired from Boston
 - 3 – Pick traded to Cleveland
 - 5a – Pick acquired from Cincinnati
 - 16 – Pick used on underclassman (WR Chris Myers, Kenyon)

1969

Rd.	Pick	Player	Pos.	College
1	15	Ron Pritchard	LB	Arizona State
2	40	Jerry LeVias	WR	Southern Methodist
3a	65	Elbert Drungo	T	Tennessee State
3b	78	Rich Johnson	RB	Illinois
4a	93	Charlie Joiner	WR	Grambling
4b	96	Roy Gerela	K	New Mexico State
5	118	Johnny Peacock	S	Houston
6	143	Willie Grate	WR	South Carolina State
7	171	Mike Richardson	RB	Southern Methodist
8	196	Glenn Woods	DT	Prairie View
9	221	Ed Watson	LB	Grambling
10a	249	Joe Pryor	TE	Boston College
10b	256	Bob Naponic	QB	Illinois
11	274	Terry May	DE	Southern Methodist
12	299	George Resley	DT	Texas A&M
13	327	Richard Pickens	RB	Tennessee
14	352	Roy Don Reeves	DB	South Carolina
15	377	John Tyszkiewicz	G	Chattanooga
16	405	Lloyd Wainscott	LB	Texas
17	430	Hank Autry	C	Southern Mississippi

Draft Notes

- General Manager: Don Klosterman
- 3b – Pick acquired from New York Jets
 - 4b – Pick acquired from San Diego
 - 10b – Pick acquired from Oakland

1968

Rd.	Pick	Player	Pos.	College
1	22	(Traded to Kansas City)		
2	49	Mac Haik	WR	Mississippi
3	77	Elvin Bethea	DE	North Carolina A&T
4	105	Jim Beirne	WR	Purdue
5	133	Bob Longo	TE	Pittsburgh
6	160	(Traded to Cincinnati)		
7	187	Paul Toscano	DB	Wyoming
8	214	(Traded to New York)		
9a	224	Bob Robertson	T	Illinois
9b	240	(Traded to Miami)		
10a	263	Joe Peace	LB	Louisiana Tech
10b	268	Tom Domes	DT	Wisconsin
11	295	Bill Halley	TE	La Verne
12	322	Barry Lischner	RB	Missouri
13	349	Jim Dousay	RB	Louisiana State
14	376	Rich Stotter	LB	Houston
15	403	(Traded to San Diego)		
16	430	Bob Smith	S	Miami (Ohio)
17	457	Billy Alsbrooks	DB	North Carolina Central

Draft Notes

- General Manager: Don Klosterman
- 1 – Pick traded to Kansas City along with QB Jacky Lee and DT Ernie Ladd for QB Pete Beathard

- 6 – Pick traded to Cincinnati
- 8 – Pick traded to New York Jets
- 9a – Pick acquired from Boston
- 9b – Pick traded to Miami
- 10a – Pick acquired from San Diego
- 15 – Pick traded to San Diego

1967

Rd.	Pick	Player	Pos.	College
1a	5	George Webster	LB	Michigan State
1b	23	Tom Regner	G	Notre Dame
2a	30	Bob Davis	QB	Virginia
2b	49	Roy Hopkins	RB	Texas Southern
3	56	Larry Carwell	CB	Iowa State
4	86	Carel Stith	DT	Nebraska
5a	111	Pete Johns	S	Tulane
5b	118	Willie Parker	DT	Arkansas AM&N
5c	127	Zeke Moore	CB	Lincoln
6	136	Pete Barnes	LB	Southern
7	164	Ed Carrington	TE	Virginia
8a	189	Johnny Brunson	RB	Benedict
8b	201	Sharon Washington	WR	N.E. Missouri
9	214	Ken Houston	S	Prairie View
10a	242	Woody Campbell	RB	Northwestern
10b	261	Tim Sheehan	C	Stanford
11	267	Harold Decker	DE	Kalamazoo
12	292	(Traded to Buffalo)		
13	319	(Traded to Buffalo)		
14	345	Henry Hailstock	G	Lincoln
15	370	Marvin McQueen	LB	Mississippi
16	398	Rex Keeling	K	Samford
17	423	Larry Lee	WR	Texas A&M

Draft Notes

- General Manager: Don Klosterman
- 1b – Pick acquired from Dallas along with second round pick (49 overall) and two fifth round picks (118 and 127 overall) for T Ralph Neely
 - 2b – Pick acquired from Dallas (see 1b)
 - 5b – Pick acquired from Dallas (see 1b)
 - 5c – Pick acquired from Dallas (see 1b)
 - 8b – Pick acquired from Oakland
 - 10b – Pick acquired from Kansas City for C Wayne Frazier in 1966
 - 12 – Pick traded to Buffalo
 - 13 – Pick traded to Buffalo

1966 Redshirt Draft

Rd.	Pick	Player	Pos.	College
1		Tom Fisher	LB	Tennessee
2		Tim Van Galder	QB	Iowa State
3		Ralph Dunlop	T	Baylor
4		Bill Davis	QB	Lamar Tech
5		Richard Gover	T	Virginia State
6		John Gary	T	Grambling
7		Clyde Pettaway	T	North Carolina A&T
8		Roger Marshall	QB	Baylor
9		Lee Garner	LB	Mississippi
10		Dan Goich	T	California
11		Charles Arkwright	T	Georgia

Draft Notes

General Manager: Don Klosterman

1966

Rd.	Pick	Player	Pos.	College
1	5	Tommy Nobis	LB	Texas
2	12	Stan Hindman	G	Mississippi
3	21	George Rice	DT	Louisiana State
4	28	George Allen	T	West Texas State
5	37	Hoyle Granger	FB	Mississippi State
6	45	Dave Long	E	Iowa
7	54	Hartwell Menefee	DB	New Mexico State
8	67	Dan Bland	DB	Mississippi State



ALL-TIME DRAFT SELECTIONS

9	77	Dick Suffell	DB	S.W. Texas State
10	86	Wilbur Aylor	G	S.W. Texas State
11	95	Monte Ledbetter	E	N.W. Louisiana
12	104	Harry Day	E	Memphis State
13	113	Fred Zimmerman	LB	Toledo
14	122	Butch Lince	T	North Dakota
15	131	Tommy Dillard	T	Austin Peay
16	140	Steve Smith	E	Michigan
17	149	Lyle Loebach	T	Simpson
18	158	Ed Buzzell	QB	Ottawa
19	167	Frank Fuller	T	Drake
20	176	Dave Odegaard	T	Bemidji State

Draft Notes

General Manager: Don Klosterman

1965 Redshirt Draft

Rd.	Pick	Player	Pos.	College
1		Donny Anderson	HB	Texas Tech
2		Glen Ray Hines	T	Arkansas
3		Mike Shinn	E	Kansas
4		Ollie Cordill	QB	Memphis State
5		Jerry Crumpler	T	Missouri
6		(Pick to Oakland)		
7		Leo Lowery	FB	Texas Tech
8		Len Sears	T	South Carolina
9		Tom Bleick	HB	Georgia Tech
10		George Hafner	QB	McNeese State
11		Bill Anderson	QB	Tulsa
12		Harlan Lane	E	Baylor

Draft Notes

General Manager: Carroll Martin

1965

Rd.	Pick	Player	Pos.	College
1	2	Lawrence Elkins	E	Baylor
2a	10	Malcolm Walker	C	Rice
2b	15	Ralph Neely	T	Oklahoma
3	18	Ernie Koy	HB	Texas
4	26	Bobby Maples	LB	Baylor
5	34	Frank Molden	T	Jackson State
6	42	Dennis Murphy	T	Florida State
7		(Pick to Kansas City)		
8a	58	Ray Ogden	HB	Alabama
8b	59	Roy Hilton	LB	Jackson State
9	66	George Kinney	DT	Wiley
10	74	Maxie Williams	G	S.E. Louisiana
11		(Pick to Oakland)		
12	90	Bob Reed	G	Tennessee State
13	98	Bob Felts	HB	Florida A&M
14	106	Norman Evans	T	Texas Christian
15	114	Tony Guillory	LB	Lamar Tech
16	122	Junior Coffey	RB	Washington
17	130	Jim Grisham	FB	Oklahoma
18a	138	Russ Mundy	FB	West Texas State
18b	143	Russell Wayt	LB	Rice
19	146	Frank Fox	T	Sam Houston State
20	154	Gus Brezina	G	Houston

Draft Notes

General Manager: Carroll Martin
 • 2b – Pick acquired from Boston
 • 7 – Pick traded to Kansas City
 • 8b – Pick acquired from Oakland
 • 11 – Pick traded to Oakland

1964

Rd.	Pick	Player	Pos.	College
1	6	Scott Appleton	DT	Texas
2a	9	Charley Taylor	HB	Arizona State

2b	14	Billy Truax	E	Louisiana State
3	22	Bobby Crenshaw	G	Baylor
4	30	Ode Burrell	HB	Mississippi State
5a	33	John Varnell	DT	West Texas State
5b	38	Sid Blanks	HB	Texas A&I
6	46	Dave Wilcox	DE	Oregon
7	54	(Traded to Denver)		
8	62	Ezell Seals	HB	Prairie View
9	70	Jerry Burton	HB	N.W. Louisiana
10	78	Sammy Odeom	LB	N.W. Louisiana
11	86	Owen Dejanovich	G	Arizona State
12	94	Benny Nelson	DB	Alabama
13	102	(Traded to Kansas City)		
14	110	Ken Henson	C	Texas Christian
15	118	Pat Crain	FB	Clemson
16	126	Bill Munson	QB	Utah State
17	134	Dick Leeuwenburg	T	Stanford
18	142	Bob Nichols	T	Stanford
19	150	Carl Robinson	T	Prairie View
20	158	Pete Jaquess	DB	Eastern New Mexico
21	166	Jerry Cole	E	S.W. Texas State
22	174	Ed Kessler	FB	North Carolina
23	182	Jim Whitehead	T	Georgia
24	190	John Garrett	LB	Oklahoma
25	198	Dick Bowe	T	Rice
26	206	Alex Zenko	T	Kent State

Draft Notes

General Manager: Carroll Martin
 • 2a, 5a – Picks acquired from Denver
 • 7 – Pick traded to Denver
 • 13 – Pick traded to Kansas City

1963

Rd.	Pick	Player	Pos.	College
1	6	Danny Brabham	LB	Arkansas
2	15	Don Estes	T	Louisiana State
3	22	Jerry Cook	HB	Texas
4a	25	Lee Roy Caffey	LB	Texas A&M
4b	31	Jerry Hopkins	C	Texas A&M
5a	33	Homer Jones	RB	Texas Southern
5b	38	Don Chuy	T	Clemson
6	47	Lionel Aldridge	DE	Utah State
7	54	Johnny Baker	LB	Mississippi State
8	63	Jim Burson	HB	Auburn
9	70	Ed Burke	T	Notre Dame
10	78	(Traded to Denver)		
11a	84	Tom Brown	G	Pittsburgh
11b	86	(Traded to Boston)		
12	95	(Traded to Oakland)		
13	102	(Traded to Oakland)		
14	111	Don Trull	QB	Baylor
15	118	No choice		
16	127	Rex Benson	T	Miami
17	134	Jerry Griffin	E	Louisiana Tech
18	143	Paul Lea	HB	Oklahoma
19	150	Bob Hoover	HB	Florida
20	159	Wayne Lee	C	Oklahoma
21	166	Staley Faulkner	T	Texas
22	175	Sam Byer	LB	Texas A&M
23	182	Gene Raesz	E	Rice
24	191	Bob Burton	T	Grambling
25	198	Gary Kaltenbach	T	Pittsburgh
26	207	Dave Thiesen	HB	Nebraska
27	214	Al Hildebrand	T	Stanford
28	223	Tim Stein	C	Miami (Ohio)
29	230	Oliver Ross	T	West Texas State

Draft Notes

General Manager: Frank "Pop" Ivy
 • 4a, 5a – Picks acquired from Oakland
 • 10 – Pick traded to Denver



ALL-TIME DRAFT SELECTIONS

- 11a – Pick acquired from Buffalo
- 11b – Pick traded to Boston
- 12, 13 – Picks traded to Oakland
- 15 – Pick used on underclassman (HB Joe Don Looney, Oklahoma)

1962

Rd.	Pick	Player	Pos.	College
1	7	Ray Jacobs	DT	Howard Payne
2	15	Earl Gros	FB	Louisiana State
3	23	Pete Case	T	Georgia
4a	30	Gary Cutsinger	DE	Oklahoma State
4b	31	(Traded to San Diego)		
5	39	Bill Rice	E	Alabama
6	47	Ray Pinion	G	Texas Christian
7	55	Gus Gonzales	G	Tulane
8	63	Clyde Brock	DT	Utah State
9	71	Larry Onesti	LB	Northwestern
10	79	Bob Moses	E	Texas
11	87	John Thomas	G	McMurry
12	95	Jack Collins	HB	Texas
13	103	Royce Cassell	E	New Mexico State
14	111	Glynn Griffing	QB	Mississippi
15	119	Ken Shaffer	T	Marquette
16	127	Bill Ray Adams	FB	Mississippi
17	135	Bill Miller	DT	N.M. Highlands
18	143	Art Perkins	HB	North Texas State
19	151	Bobby Jancik	DB	Lamar Tech
20	159	Joe Bob Isbell	G	Houston
21	167	Roland Jackson	FB	Rice
22	175	Ken Bolin	HB	Houston
23	183	Bill Van Buren	C	Iowa
24	191	Boyd Melvin	T	Northwestern
25	199	Bob Johnson	T	Rice
26	207	Harold Hays	G	Mississippi Southern
27	215	Roger McFarland	HB	Kansas
28	223	Gary Henson	E	Colorado
29	231	Ron Osborne	T	Clemson
30	239	Bob Clemens	HB	Pittsburgh
31	247	Al Kimbrough	HB	Northwestern
32	255	Bernard Wyatt	HB	Iowa
33	263	Al Lerderle	E	Georgia Tech
34	271	Don Talbert	T	Texas

Draft Notes

- General Manager: Don Suman
- 4a – Pick acquired from Boston
 - 4b – Pick traded to San Diego

1961

Rd.	Pick	Player	Pos.	College
1	8	Mike Ditka	E	Pittsburgh
2	16	Tom Goode	C	Mississippi State
3	24	Walter Suggs	T	Mississippi State
4	32	Bobby Walden	HB	Georgia
5	40	Monte Lee	LB	Texas
6	48	Jake Gibbs	QB	Mississippi
7	56	Dick Reynolds	T	North Carolina State
8	64	Houston Antwine	G	Southern Illinois
9	72	Ralph White	T	Bowling Green
10	80	Charles Lee	C	Iowa
11	88	Robert Bird	G	Bowling Green
12	96	Bob McLeod	E	Abilene Christian
13	104	Gerald Hinton	G	Louisiana Tech
14	112	Jimmy King	T	Clemson
15	120	Dennis Ferriter	C	Marquette
16	128	Larry Wood	HB	Northwestern
17	136	Sam Fewell	T	South Carolina
18	144	Ike Grimsley	HB	Michigan State
19	152	Myron Pearson	HB	Colorado
20	160	Lewis Johnson	HB	Florida A&M
21	168	Ron Miller	QB	Wisconsin
22	176	Bob Kelly	E	New Mexico State

23	184	James Anderson	FB	Mississippi
24	192	Ken Gregory	E	Whittier
25	200	Jack Kreider	HB	Tulsa
26	208	Don Fuell	QB	Mississippi Southern
27	216	Boyd King	C	Rice
28	224	John Frongillo	C	Baylor
29a	229	Tom Lewis	E	Lake Forest
29b	232	Errol Linden	DE	Houston
30	240	Jim Stroud	T	Rice

Draft Notes

- General Manager: Don Suman
- 29a – Pick acquired from N.Y. Titans

1960

First Selections

Player	Pos.	College
Peter Arena	G	Northwestern
Dick Bass	HB	Pacific West
William Bohler	T	St. Ambrose
Larry Cadwell	T	Louisville
Billy Cannon	HB	Louisiana State
Doug Cline	LB	Clemson
DeJustice Coleman	HB	Illinois
Bob Crandall	HB	New Mexico
Cleatus Drinnon	C	Hardin-Simmons
John Gremer	G	Illinois
George Herring	T	North Texas State
Don Hitt	C	Oklahoma State
Steve Johnson	QB	Pepperdine
John Lands	E	Montana
Jacky Lee	QB	Cincinnati
Bruce Maher	HB	Detroit
Don Mattson	T	Southern California
Mike McGee	G	Duke
Hugh McInnis	E	Mississippi State
Max Messner	T	Cincinnati
George Mulholland	E	New Mexico State
Gary O'Steen	HB	Alabama
Gene Prebola	E	Boston University
Palmer Pyle	T	Michigan State
William Roach	T	Texas Christian
Christian Simms	E	Rutgers
Phillip Snowden	QB	Missouri
Don Underwood	T	McNeese State
Duane Whetstone	FB	George Washington
Bob White	FB	Ohio State
Maury Youmans	T	Syracuse

Second Selections

Player	Pos.	College
Clair Branch	RB	Texas
Dave Chamberlain	HB	Miami (Ohio)
Stan Fanning	DE	Idaho
Don Cochran	T	Alabama
Jim Glasgow	T	Jackson State
Dave Graham	E	Virginia
Bob Haas	HB	Missouri
Lowell Hughes	QB	Kent State
Dale Johannson	T	Augustana
Jim Marshall	DT	Ohio State
Ron Morrison	T	New Mexico
Jerry Muennink	C	Texas
Paul Oglesby	T	UCLA
John Peppercorn	E	Kansas
Bob Peterson	C	Oregon
Bob Talamini	G	Kentucky
Bob Towns	E	Georgia
Bob Wasden	E	Auburn
Jim Welch	HB	Southern Methodist
Jim Wolff	HB	Panhandle A&M

Draft Notes

General Manager: (none)



ALL-TIME TITANS/OILERS PICKS BY UNIVERSITY (1960-PRESENT)

School	Picks	School	Picks	School	Picks	School	Picks
Texas	21	Southern Methodist	6	Mississippi Southern	2	La Verne	1
Alabama	15	Southern Mississippi	6	Nicholls State	2	Lake Forest	1
Auburn	15	Utah State	6	North Carolina A&T	2	Liberty	1
Oklahoma	15	Fresno State	5	North Dakota State	2	Marshall	1
Baylor	14	Iowa State	5	North Texas State	2	Maryland-Eastern Shore	1
Louisiana State	14	Jackson State	5	Northern Arizona	2	Massachusetts	1
Penn State	14	Louisiana Tech	5	Southwest Missouri	2	McMurry	1
Michigan State	13	Minnesota	5	Samford	2	Minnesota State-Mankato	1
Mississippi	13	New Mexico State	5	South Carolina State	2	Minnesota-Duluth	1
Rice	13	Texas Tech	5	South Dakota State	2	Morningside	1
Georgia	12	Washington State	5	Southern	2	North Dakota	1
Houston	12	Arizona State	4	Texas A&M-Kingsville	2	Northeast Louisiana	1
Miami (Fla.)	12	Boston College	4	Toledo	2	Northeast Missouri	1
Mississippi State	12	Brigham Young	4	Troy State	2	Northeast Oklahoma	1
Southern California	12	Cincinnati	4	Texas-El Paso	2	Northern Colorado	1
Tennessee	12	Colorado	4	Wake Forest	2	Northern Iowa	1
Texas A&M	12	Colorado State	4	Wyoming	2	Northwest Missouri State	1
Northwestern	11	Lamar	4	Air Force	1	New Mexico Highlands	1
Clemson	10	Prairie View	4	Akron	1	Nevada	1
Florida State	10	Syracuse	4	Alabama-Birmingham	1	Oregon State	1
Illinois	10	Tennessee State	4	Angelo State	1	Ottawa	1
Michigan	10	Texas Southern	4	Appalachian State	1	Pacific West	1
Pittsburgh	10	Tulsa	4	Arkansas AM&N	1	Panhandle A&M	1
Purdue	10	Virginia	4	Arkansas Tech	1	Pepperdine	1
Stanford	10	Virginia Tech	4	Augustana	1	Portland State	1
Wisconsin	10	Western Kentucky	4	Austin Peay	1	Richmond	1
Florida	9	East Carolina	3	Bemidji State	1	Sam Houston State	1
Missouri	9	Florida A&M	3	Benedict	1	Santa Clara	1
Notre Dame	9	Johnson Smith	3	Bishop	1	Shepherd	1
Texas Christian	9	McNeese State	3	Boise State	1	Simpson	1
West Virginia	9	Montana	3	Boston University	1	Southeast Louisiana	1
Arizona	8	Morgan State	3	Brown	1	Southeast Missouri State	1
California	8	New Mexico	3	Cal State-Chico	1	Southern Illinois	1
Grambling State	8	North Carolina Central	3	California, Pa.	1	Southern Utah	1
Iowa	8	Northern Illinois	3	Cameron	1	St. Ambrose	1
Miami (Ohio)	8	Northwestern State (La.)	3	Central Arkansas	1	Tampa	1
Nebraska	8	Rutgers	3	Central Florida	1	Temple	1
Ohio State	8	Southwest Texas State	3	Charlotte	1	Tennessee-Martin	1
UCLA	8	Stephen F. Austin	3	Cheyney	1	Texas A&I	1
Utah	8	West Texas State	3	Concordia College (Minn.)	1	Vanderbilt	1
Kentucky	7	Abilene Christian	2	Connecticut	1	Villanova	1
Louisville	7	Alabama State	2	Detroit	1	Virginia State	1
North Carolina	7	Ball State	2	Drake	1	Washburn	1
North Carolina State	7	Bowling Green	2	East Texas State	1	Washington (Mo.)	1
Oklahoma State	7	California-Davis	2	Eastern Michigan	1	West Texas State	1
Oregon	7	Chattanooga	2	Eastern New Mexico	1	West Virginia State	1
Tulane	7	Duke	2	Eastern Washington	1	West Virginia Tech	1
Washington	7	Humboldt State	2	Florida Atlantic	1	Western Michigan	1
Alcorn State	6	Indiana	2	Florida International	1	Whittier	1
Arkansas	6	Kansas State	2	George Washington	1	Widener	1
Georgia Tech	6	Kent State	2	Hardin-Simmons	1	Wiley	1
Hawaii	6	Lincoln	2	Howard Payne	1	William & Mary	1
Kansas	6	Marquette	2	Idaho	1	Winston-Salem State	1
Maryland	6	Memphis State	2	Jacksonville State	1	Wisconsin-Oshkosh	1
South Carolina	6	Middle Tennessee State	2	Kalamazoo	1	Wisconsin-Stout	1



TITANS TRADE HISTORY SINCE 1997

2024 TRADES

Trade Date/Teams	Compensation	Overall	Player Selected	Note
1. March 29, 2024				
Tennessee Receives:	Player: CB L'Jarius Sneed			
	Draft Choice: Round 7, 2024	#252	OLB Jaylen Harrell	
Kansas City Receives:	Draft Choice: Round 7, 2024	#221	(T Travis Clayton)	Pick originally from Carolina; traded to Buffalo
	Draft Choice: Round 3, 2025			
2. April 12, 2024				
Tennessee Receives:	Player: T Leroy Watson			
Cleveland Receives:	Draft Choice: Round 7, 2024	#227	CB Myles Harden	

2023 TRADES

Trade Date/Teams	Compensation	Overall	Player Selected	Note
1. April 28, 2023 (Draft Day Trade)				
Tennessee Receives:	Draft Choice: Round 2, 2023	#33	QB Will Levis	Pick originally from Houston
	Draft Choice: Round 3, 2023	#81	RB Tyjae Spears	Pick originally from Detroit
Arizona Receives:	Draft Choice: Round 2, 2023	#41	OLB B.J. Ojulari	
	Draft Choice: Round 3, 2023	#72	DB Garrett Williams	
	Draft Choice: Round 3, 2024	#71	G Isaiah Adams	
2. Aug. 29, 2023				
Tennessee Receives:	Player: K Nick Folk			
New England Receives:	Draft Choice: Round 7, 2025			
3. Oct. 23, 2023				
Tennessee Receives:	Player: S Terrell Edmunds			
	Draft Choice: Round 5, 2024	#146	CB Jarvis Brownlee Jr.	Pick originally from Minnesota
	Draft Choice: Round 6, 2024	#182	WR Jha'Quan Jackson	Tennessee's original pick reacquired
Philadelphia Receives:	Player: S Kevin Byard			

2022 TRADES

Trade Date/Teams	Compensation	Overall	Player Selected	Note
1. March 23, 2022				
Tennessee Receives:	Player: WR Robert Woods			
L.A. Rams Receive:	Draft Choice: Round 6, 2023	#189	OLB Ochaun Mathis	
2. April 28, 2022 (Draft Day Trade)				
Tennessee Receives:	Draft Choice: Round 1, 2022	#18	WR Treyton Burks	Pick originally from New Orleans
	Draft Choice: Round 3, 2022	#101	(TE Jeremy Ruckert)	Pick originally a New Orleans compensatory selection; traded to NY Jets
Philadelphia Receives:	Player: WR A.J. Brown			
3. April 28, 2022 (Draft Day Trade)				
Tennessee Receives:	Draft Choice: Round 2, 2022	#35	CB Roger McCreary	
	Draft Choice: Round 3, 2022	#69	OL Nicholas Petit-Frere	
	Draft Choice: Round 5, 2022	#163	WR Kyle Phillips	Pick originally from Pittsburgh
N.Y. Jets Receive:	Draft Choice: Round 1, 2022	#26	OLB Jermaine Johnson	
	Draft Choice: Round 3, 2022	#101	TE Jeremy Ruckert	Pick originally a New Orleans compensatory selection
4. April 29, 2022 (Draft Day Trade)				
Tennessee Receives:	Draft Choice: Round 3, 2022	#86	QB Malik Willis	
Las Vegas Receives:	Draft Choice: Round 3, 2022	#90	G Dylan Parham	
	Draft Choice: Round 5, 2022	#169	(RB Ty Chandler)	Pick traded to Minnesota
5. Aug. 17, 2022				
Tennessee Receives:	Player: S Tyree Gillespie			
Las Vegas Receives:	Draft Choice: Round 7, 2024			Trade conditions not met
6. Aug. 24, 2022				
Tennessee Receives:	Player: DB Ugo Amadi			
	Draft Choice: Round 7, 2024	#242	LB James Williams	
Philadelphia Receives:	Draft Choice: Round 6, 2024	#182	(WR Jha'Quan Jackson)	Pick reacquired by Tennessee on Oct. 23, 2023



TITANS TRADE HISTORY SINCE 1997

7. Aug. 29, 2022

Tennessee Receives:	Player:	OL Dennis Daley			
	Draft Choice:	Round 7, 2024	#221	(T Travis Clayton)	Pick traded to Buffalo through Kansas City
Carolina Receives:	Draft Choice:	Round 5, 2024	#142	(WR Anthony Gould)	Pick traded to Indianapolis

2021 TRADES

Trade Date/Teams	Compensation	Overall	Player Selected	Note	
1. March 17, 2021					
Tennessee Receives:	Draft Choice:	Round 7, 2021	#232	(DT Phil Hoskins)	Pick originally from Atlanta; traded to Carolina
Miami Receives:	Player:	T Isaiah Wilson			
	Draft Choice:	Round 7, 2022	#247	QB Skylar Thompson	

2. April 30, 2021 (Draft Day Trade)

Tennessee Receives:	Draft Choice:	Round 3, 2021	#92	ILB Monty Rice	
	Draft Choice:	Round 4, 2021	#135	OLB Rashad Weaver	
Green Bay Receives:	Draft Choice:	Round 3, 2021	#85	WR Amari Rodgers	

3. May 1, 2021 (Draft Day Trade)

Tennessee Receives:	Draft Choice:	Round 4, 2021	#109	WR Dez Fitzpatrick	Pick originally from Houston
Carolina Receives:	Draft Choice:	Round 4, 2021	#126	RB Chuba Hubbard	
	Draft Choice:	Round 5, 2021	#166	DB Keith Taylor	
	Draft Choice:	Round 7, 2021	#232	DT Phil Hoskins	Pick originally from Atlanta through Miami

4. June 6, 2021

Tennessee Receives:	Player:	WR Julio Jones			
	Draft Choice:	Round 6, 2023	#186	OL Jaelyn Duncan	
Atlanta Receives:	Draft Choice:	Round 2, 2022	#58	LB Troy Andersen	
	Draft Choice:	Round 4, 2023	#110	(DT Adetomiwa Adebawore)	Pick traded to Indianapolis

2020 TRADES

Trade Date/Teams	Compensation	Overall	Player Selected	Note	
1. March 19, 2020					
Tennessee Receives:	Draft Choice:	Round 7, 2020	#237	(CB Thakarius Keyes)	Pick originally from New England; traded to Kansas City
Denver Receives:	Player:	DT Jurrell Casey			

2. April 25, 2020 (Draft Day Trade)

Tennessee Receives:	Draft Choice:	Round 6, 2021	#215	S Brady Breeze	
Kansas City Receives:	Draft Choice:	Round 7, 2020	#237	CB Thakarius Keyes	Pick originally from New England through Denver

3. Oct. 14, 2020

Tennessee Receives:	Draft Choice:	Round 6, 2021	#185	(LB Nick Niemann)	Pick traded to L.A. Chargers
Jacksonville Receives:	Draft Choice:	Round 7, 2021	#249	(WR Ben Skowronek)	Pick traded to L.A. Rams
	Player:	OLB Kamalei Correa			

4. Nov. 2, 2020

Tennessee Receives:	Player:	CB Desmond King II			
L.A. Chargers Receive:	Draft Choice:	Round 6, 2021	#185	LB Nick Niemann	Pick originally from Jacksonville

2019 TRADES

Trade Date/Teams	Compensation	Overall	Player Selected	Note	
1. March 15, 2019					
Tennessee Receives:	Player:	QB Ryan Tannehill			
	Draft Choice:	Round 6, 2019	#188	LB David Long Jr.	
Miami Receives:	Draft Choice:	Round 7, 2019	#233	RB Chandler Cox	
	Draft Choice:	Round 4, 2020	#135	(G Kevin Dotson)	Pick traded to Pittsburgh

2. April 27, 2019 (Draft Day Trade)

Tennessee Receives:	Draft Choice:	Round 4, 2019	#116	DB Amani Hooker	Pick originally from Miami through New Orleans
	Draft Choice:	Round 5, 2019	#168	OLB D'Andre Walker	Pick originally from New Orleans
N.Y. Jets Receive:	Draft Choice:	Round 4, 2019	#121	TE Trevon Wesco	
	Draft Choice:	Round 5, 2019	#157	LB Blake Cashman	

3. August 29, 2019

Tennessee Receives:	Player:	OLB Reggie Gilbert			
Green Bay Receives:	Draft Choice:	Round 6, 2020	#208	C Jake Hanson	



TITANS TRADE HISTORY SINCE 1997

4. August 31, 2019

Tennessee Receives:	Draft Choice:	Round 7, 2020	#224	QB Cole McDonald
Cleveland Receives:	Player:	WR Taywan Taylor		

2018 TRADES

Trade Date/Teams	Compensation	Overall	Player Selected	Note
------------------	--------------	---------	-----------------	------

1. April 26, 2018 (Draft Day Trade)

Tennessee Receives:	Draft Choice:	Round 1, 2018	#22	LB Rashaan Evans	Pick originally from Kansas City through Buffalo
	Draft Choice:	Round 6, 2018	#215	(C Bradley Bozeman)	Pick traded back to Baltimore
Baltimore Receives:	Draft Choice:	Round 1, 2018	#25	TE Hayden Hurst	
	Draft Choice:	Round 4, 2018	#125	(DB Avonte Maddox)	Pick traded to Philadelphia

2. April 27, 2018 (Draft Day Trade)

Tennessee Receives:	Draft Choice:	Round 2, 2018	#41	OLB Harold Landry III	
Oakland Receives:	Draft Choice:	Round 2, 2018	#57	DT P.J. Hall	
	Draft Choice:	Round 3, 2018	#89	(T Joseph Noteboom)	Pick traded to L.A. Rams

3. April 28, 2018 (Draft Day Trade)

Tennessee Receives:	Draft Choice:	Round 5, 2018	#152	DB Dane Cruikshank	
Baltimore Receives:	Draft Choice:	Round 5, 2018	#162	WR Jordan Lasley	
	Draft Choice:	Round 6, 2018	#215	C Bradley Bozeman	Pick originally from Baltimore

4. August 28, 2018

Tennessee Receives:	Player:			LB Kamalei Correa	
Baltimore Receives:	Draft Choice:	Round 6, 2019	#191	(DB Marcus Epps)	Pick traded to Minnesota

2017 TRADES

Trade Date/Teams	Compensation	Overall	Player Selected	Note
------------------	--------------	---------	-----------------	------

1. April 28, 2017 (Draft Day Trade)

Tennessee Receives:	Draft Choice:	Round 3, 2017	#72	WR Taywan Taylor	Pick originally from Carolina
	Draft Choice:	Round 6, 2017	#200	(T Adam Bisnowaty)	Pick traded to N.Y. Giants; originally from Indianapolis
New England Receives:	Draft Choice:	Round 3, 2017	#83	DE Derek Rivers	
	Draft Choice:	Round 4, 2017	#124	(LB Jalen Reeves-Maybin)	Pick traded to Detroit

2. April 29, 2017 (Draft Day Trade)

Tennessee Receives:	Draft Choice:	Round 5, 2017	#155	LB Jayon Brown	
Philadelphia Receives:	Draft Choice:	Round 5, 2017	#164	(G Isaac Asiata)	Pick traded to Miami
	Draft Choice:	Round 6, 2017	#214	DT Elijah Qualls	Pick originally from Atlanta

3. April 29, 2017 (Draft Day Trade)

Tennessee Receives:	Draft Choice:	Round 6, 2017	#207	(DB Brandon Wilson)	Pick traded to Cincinnati
	Draft Choice:	Round 7, 2017	#241	RB Khalfani Muhammad	
N.Y. Giants Receive:	Draft Choice:	Round 6, 2017	#200	T Adam Bisnowaty	Pick originally from Indianapolis through New England

4. April 29, 2017 (Draft Day Trade)

Tennessee Receives:	Draft Choice:	Round 6, 2017	#217	OL Corey Levin	Compensatory pick
	Draft Choice:	Round 7, 2017	#227	OLB Josh Carraway	
Cincinnati Receives:	Draft Choice:	Round 6, 2017	#207	DB Brandon Wilson	Pick originally from N.Y. Giants

5. Sept. 1, 2017

Tennessee Receives:	Player:	DE David King			
Kansas City Receives:	Draft Choice:	Round 7, 2018	#243	(DB Keion Crossen)	Conditional draft choice; traded to New England

2016 TRADES

Trade Date/Teams	Compensation	Overall	Player Selected	Note
------------------	--------------	---------	-----------------	------

1. March 9, 2016

Tennessee Receives:	Player:	RB DeMarco Murray			
	Draft Choice:	Round 4, 2016	#113	(LB Nick Kwiatkoski)	Pick traded from Tennessee to Los Angeles to Chicago
Philadelphia Receives:	Draft Choice:	Round 4, 2016	#100	(QB Connor Cook)	Pick traded from Philadelphia to Cleveland to Oakland



TITANS TRADE HISTORY SINCE 1997

2. April 14, 2016

Tennessee Receives:	Draft Choice:	Round 1, 2016	#15	(WR Corey Coleman)	Pick traded from Tennessee to Cleveland
	Draft Choice:	Round 2, 2016	#43	DL Austin Johnson	Pick originally from Philadelphia
	Draft Choice:	Round 2, 2016	#45	RB Derrick Henry	
	Draft Choice:	Round 3, 2016	#76	(T Shon Coleman)	Pick traded from Tennessee to Cleveland
	Draft Choice:	Round 1, 2017	#5	WR Corey Davis	
L.A. Rams Receive:	Draft Choice:	Round 3, 2017	#100	TE Jonnu Smith	Compensatory pick
	Draft Choice:	Round 1, 2016	#1	QB Jared Goff	
	Draft Choice:	Round 4, 2016	#113	(LB Nick Kwiatkoski)	Pick originally from Philadelphia; traded from Los Angeles to Chicago
	Draft Choice:	Round 6, 2016	#177	TE Temarrick Hemingway	

3. April 28, 2016 (Draft Day Trade)

Tennessee Receives:	Draft Choice:	Round 1, 2016	#8	T Jack Conklin	Pick originally from Miami through Philadelphia
	Draft Choice:	Round 6, 2016	#176	(RB Andy Janovich)	Pick traded from Tennessee to Denver
Cleveland Receives:	Draft Choice:	Round 1, 2016	#15	WR Corey Coleman	Pick originally from Los Angeles
	Draft Choice:	Round 3, 2016	#76	T Shon Coleman	Pick originally from Los Angeles
	Draft Choice:	Round 2, 2017	#52	QB DeShone Kizer	

4. April 30, 2016 (Draft Day Trade)

Tennessee Receives:	Draft Choice:	Round 5, 2016	#157	CB LeShaun Sims	Pick originally from N.Y. Jets
	Draft Choice:	Round 7, 2016	#253	CB Kalan Reed	
Denver Receives:	Draft Choice:	Round 6, 2016	#176	RB Andy Janovich	Pick originally from Cleveland
	Draft Choice:	Round 6, 2017	#203	RB De'Angelo Henderson	

5. Aug. 16, 2016

Tennessee Receives:	Player:	G/T Dennis Kelly			
Philadelphia Receives:	Player:	WR Dorial Green-Beckham			

2015 TRADES

Trade Date/Teams	Compensation	Overall	Player Selected	Note
------------------	--------------	---------	-----------------	------

1. May 1, 2015 (Draft Day Trade)

Tennessee Receives:	Draft Choice:	Round 2, 2015	#40	WR Dorial Green-Beckham	
	Draft Choice:	Round 4, 2015	#108	FB Jalston Fowler	
	Draft Choice:	Round 7, 2015	#245	WR Tre McBride	Pick originally from Denver
New York Giants Receive:	Draft Choice:	Round 2, 2015	#33	S Landon Collins	

2. Sept. 4, 2015

Tennessee Receives:	Draft Choice:	Round 6, 2016	#193	G Sebastian Tretola	
	Draft Choice:	Round 6, 2017	#214	(DT Elijah Qualls)	Pick traded to Philadelphia
Atlanta Receives:	Player:	G Andy Levitre			

3. Sept. 6, 2015

Tennessee Receives:	Player:	RB Terrance West			
Cleveland Receives:	Draft Choice:	Conditional 2016 Pick	(none)		Conditions not met for Cleveland to receive pick

2014 TRADES

Trade Date/Teams	Compensation	Overall	Player Selected	Note
------------------	--------------	---------	-----------------	------

1. May 9, 2014 (Draft Day Trade)

Tennessee Receives:	Draft Choice:	Round 2, 2014	#54	RB Bishop Sankey	
	Draft Choice:	Round 4, 2014	#122	DB Marqueston Huff	
Philadelphia Receives:	Draft Choice:	Round 2, 2014	#42	WR Jordan Matthews	

2. May 10, 2014 (Draft Day Trade)

Tennessee Receives:	Draft Choice:	Round 6, 2014	#178	QB Zach Mettenberger	
Washington Receives:	Draft Choice:	Round 6, 2014	#186	RB Lache Seastrunk	
	Draft Choice:	Round 7, 2014	#228	K Zach Hocker	

3. Aug. 30, 2014

Tennessee Receives:	Draft Choice:	Conditional 2015 Pick	(none)		Conditions not met for Tennessee to receive pick
Dallas Receives:	Player:	DE Lavar Edwards			

4. Oct. 22, 2014

Tennessee Receives:	Draft Choice:	Round 6, 2015	#208	C Andy Gallik	
New England Receives:	Player:	LB Akeem Ayers			
	Draft Choice:	Round 7, 2015	#219	(ILB Hayes Pullard)	Pick traded to Cleveland



TITANS TRADE HISTORY SINCE 1997

2013 TRADES

Trade Date/Teams	Compensation	Overall	Player Selected	Note
1. April 26, 2013 (Draft Day Trade)				
Tennessee Receives:	Draft Choice:	Round 2, 2013	#34	WR Justin Hunter
San Francisco Receives:	Draft Choice:	Round 2, 2013	#40	DE Cornelius Carradine
	Draft Choice:	Round 7, 2013	#216	(WR Charles Johnson)
	Draft Choice:	Round 3, 2014	#77	LB Chris Borland
				Pick by Green Bay after trade from San Francisco

2012 TRADES

Trade Date/Teams	Compensation	Overall	Player Selected	Note
1. April 28, 2012 (Draft Day Trade)				
Tennessee Receives	Draft Choice:	Round 5, 2012	#145	TE Taylor Thompson
Miami Receives:	Draft Choice:	Round 5, 2012	#155	LB Josh Kaddu
	Draft Choice:	Round 7, 2012	#227	WR Rishard Matthews
2. April 28, 2012 (Draft Day Trade)				
Tennessee Receives:	Draft Choice:	Round 7, 2012	#211	DE Scott Solomon
Minnesota Receives:	Draft Choice:	Round 6, 2013	#176	(T David Quessenberry)
				Pick by Houston after trade from MIN to AZ to OAK to HOU

2011 TRADES

Trade Date/Teams	Compensation	Overall	Player Selected	Note
1. Sept. 3, 2011				
Tennessee Receives:	Player:	FB Quinn Johnson		
Green Bay Receives:	Draft Choice:	Conditional 2012 Pick	(none)	Conditions not met for Green Bay to receive pick

2010 TRADES

Trade Date/Teams	Compensation	Overall	Player Selected	Note
1. April 24, 2010 (Draft Day Trade)				
Tennessee Receives:	Draft Choice:	Round 4, 2010	#104	CB Alterraun Verner
	Draft Choice:	Round 6, 2010	#176	QB Rusty Smith
Seattle Receives:	Draft Choice:	Round 4, 2010	#111	DB Walter Thurmond
	Draft Choice:	Round 6, 2010	#185	TE Anthony McCoy
	Player:	RB LenDale White		
	Player:	DT Kevin Vickerson		

2009 TRADES

Trade Date/Teams	Compensation	Overall	Player Selected	Note
1. April 26, 2009 (Draft Day)				
Tennessee Receives:	Draft Choice:	Round 3, 2009	#89	TE Jared Cook
New England Receives:	Draft Choice:	Round 2, 2010	#47	(LB Daryl Washington)
				Pick later traded to Arizona

2008 TRADES

Trade Date/Teams	Compensation	Overall	Player Selected	Note
1. April 26, 2008 (Draft Day)				
Tennessee Receives:	Draft Choice:	Round 4, 2008	#126	WR Lavelle Hawkins
Dallas Receives:	Player:	CB Pacman Jones		
	Draft Choice:	Round 5, 2009	#166	DB Michael Hamlin
2. April 27, 2008 (Draft Day)				
Tennessee Receives:	Draft Choice:	Round 4, 2008	#103	DE William Hayes
Washington Receives:	Draft Choices:	Round 4, 2008	#124	CB Justin Tryon
	Draft Choice:	Round 5, 2008	#157	(G Roy Schuening)
				Pick originally from Atlanta
				Pick later traded to St. Louis



TITANS TRADE HISTORY SINCE 1997

2007 TRADES

Trade Date/Teams	Compensation	Overall	Player Selected	Note
1. Sept. 11, 2007				
Tennessee Receives:	Player:		DE Bryce Fisher	
Seattle Receives:	Draft Choice:	Round 6, 2008	#189 LS Tyler Schmitt	

2006 TRADES

Trade Date/Teams	Compensation	Overall	Player Selected	Note
1. April 29, 2006 (Draft Day)				
Tennessee Receives:	Draft Choice:	Round 2, 2006	#45 RB LenDale White	
	Draft Choice:	Round 4, 2006	#116 LB Stephen Tulloch	
Philadelphia Receives:	Draft Choice:	Round 2, 2006	#39 T Winston Justice	
2. April 30, 2006 (Draft Day)				
Tennessee Receives:	Draft Choice:	Round 6, 2007	#206 CB Ryan Smith	
Indianapolis Receives:	Draft Choice:	Round 7, 2006	#238 CB T.J. Rushing	Pick originally obtained from Ind. for Rocky Calmus
3. June 9, 2006				
Tennessee Receives:	Draft Choice:	Round 4, 2007	#128 WR Chris Davis	
Baltimore Receives:	Player:	QB Steve McNair		
4. Sept. 20, 2006				
Tennessee Receives:	Draft Choice:	Round 6, 2007	#204 DE Jacob Ford	
San Diego Receives:	Player:	QB Billy Volek		

2005 TRADES

Trade Date/Teams	Compensation	Overall	Player Selected	Note
1. April 6, 2005				
Tennessee Receives:	Draft Choice:	Round 5, 2005	#150 T Daniel Loper	
Kansas City Receives:	Player:	DE Carlos Hall		
2. April 23, 2005 (Draft Day)				
Tennessee Receives:	Draft Choice:	Round 2, 2005	#41 T Michael Roos	
	Draft Choice:	Round 4, 2005	#113 T David Stewart	
Detroit Receives:	Draft Choice:	Round 2, 2005	#37 DE Shaun Cody	
3. July 19, 2005				
Tennessee Receives:	Player:	RB Travis Henry		
Buffalo Receives:	Draft Choice:	Round 3, 2006	#70 CB Ashton Youboty	
4. Sept. 3, 2005				
Tennessee Receives:	Draft Choice:	Round 7, 2006	#238 (CB T.J. Rushing)	Pick traded back to Indianapolis on April 30, 2006
Indianapolis Receives:	Player:	LB Rocky Calmus		

2004 TRADES

Trade Date/Teams	Compensation	Overall	Player Selected	Note
1. March 8, 2004				
Tennessee Receives:	Draft Choice:	Round 2, 2004	#42 DE Travis LaBoy	
New York Jets Receive:	Player:	WR Justin McCareins		
2. April 24, 2004 (Draft Day)				
Tennessee Receives:	Draft Choice:	Round 2, 2004	#40 TE Ben Troupe	
	Draft Choice:	Round 3, 2004	#71 DT Randy Starks	
	Draft Choice:	Round 4, 2004	#103 DE Bo Schobel	
	Draft Choice:	Round 5, 2004	#138 G Jacob Bell	
Houston Receives:	Draft Choice:	Round 1, 2004	#27 DE Jason Babin	
	Draft Choice:	Round 5, 2004	#159 (T Sean Babin)	Pick later traded to Jacksonville



TITANS TRADE HISTORY SINCE 1997

2003 TRADES

Trade Date/Teams	Compensation	Overall	Player Selected	Note	
1. April 27, 2003 (Draft Day)					
Tennessee Receives:	Draft Choice:	Round 5, 2003	#154	S Donnie Nickey	Pick originally from Houston
	Draft Choice:	Round 7, 2003	#225	T Todd Williams	Pick originally from St. Louis
New England Receives:	Draft Choice:	Round 5, 2003	#164	C Dan Koppen	
	Draft Choice:	Round 6, 2003	#201	QB Kliff Kingsbury	
	Draft Choice:	Round 7, 2003	#243	DT Ethan Kelley	

2002 TRADES

Trade Date/Teams	Compensation	Overall	Player Selected	Note	
1. April 20, 2002 (Draft Day)					
Tennessee Receives:	Draft Choice:	Round 1, 2002	#15	DT Albert Haynesworth	
	Draft Choice:	Round 4, 2002	#115	CB Tony Beckham	
N.Y. Giants Receive:	Draft Choice:	Round 1, 2002	#14	TE Jeremy Shockey	

2001 TRADES

Trade Date/Teams	Compensation	Overall	Player Selected	Note	
1. April 4, 2001					
Tennessee Receives:	Player:	DE Kevin Carter			
St. Louis Receives:	Draft Choice:	Round 1, 2001	#29	DT Ryan Pickett	
2. Sept. 2, 2001					
Tennessee Receives:	Draft Choice:	Round 7, 2002	#240	DE Carlos Hall	
Green Bay Receives:	Player:	DT Rod Walker			
3. Sept. 2, 2001					
Tennessee Receives:	Draft Choice	Conditional Future Pick	(none)		Conditions not met for Tennessee to receive pick
Carolina Receives:	Player:	S Perry Phenix			

2000 TRADES

Trade Date/Teams	Compensation	Overall	Player Selected	Note	
1. April 15, 2000 (Draft Day)					
Tennessee Receives:	Draft Choice:	Round 3, 2000	#68	TE Erron Kinney	
	Draft Choice:	Round 5, 2000	#135	S Aric Morris	
Philadelphia Receives:	Draft Choice:	Round 2, 2000	#61	G Bobby Williams	
2. Aug. 27, 2000					
Tennessee Receives:	Player:	C Gennaro DiNapoli			
Oakland Receives:	Draft Choice:	Round 7, 2001	#229	WR Ken-Yon Rambo	

1999 TRADES

Trade Date/Teams	Compensation	Overall	Player Selected	Note	
1. April 17, 1999 (Draft Day)					
Tennessee Receives:	Draft Choice:	Round 2, 1999	#52	DT John Thornton	
	Draft Choice:	Round 4, 1999	#117	CB Donald Mitchell	
New England Receives:	Draft Choice:	Round 2, 1999	#46	RB Kevin Faulk	

1998 TRADES

Trade Date/Teams	Compensation	Overall	Player Selected	Note	
1. Sept. 1, 1998					
Tennessee Receives:	Draft Choice:	Round 7, 2000	#213	RB Mike Green	
Chicago Receives:	Player:	LB Lemanski Hall			



TITANS TRADE HISTORY SINCE 1997

1997 TRADES

Trade Date/Teams	Compensation	Overall	Player Selected	Note
1. Feb. 24, 1997				
Tennessee Receives:	Draft Choice:	Round 4, 1997	#98	WR Derrick Mason
	Draft Choice:	Round 6, 1997	#165	(TE Nicky Savoie)
Atlanta Receives:	Player:	QB Chris Chandler		Pick traded to New Orleans
2. April 19, 1997 (Draft Day)				
Tennessee Receives:	Draft Choice:	Round 1, 1997	#18	DE Kenny Holmes
	Draft Choice:	Round 3, 1997	#81	T Scott Sanderson
	Draft Choice:	Round 4, 1997	#116	(WR Keith Poole)
	Draft Choice:	Round 6, 1997	#181	LB Dennis Stallings
Kansas City Receives:	Draft Choice:	Round 1, 1997	#13	TE Tony Gonzalez
	Draft Choice:	Round 4, 1997	#110	QB Pat Barnes
3. April 20, 1997 (Draft Day)				
Tennessee Receives:	Draft Choice:	Round 4, 1997	#107	DE Pratt Lyons
New Orleans Receives:	Draft Choice:	Round 4, 1997	#116	WR Keith Poole
	Draft Choice:	Round 6, 1997	#165	TE Nicky Savoie
				Pick originally from Kansas City
				Pick originally from Atlanta



The Titans acquired K Nick Folk in a 2023 trade.

VETERAN FREE AGENCY HISTORY

2024

Free Agents Signed (12)

S Jamal Adams (Seattle)
CB Chidobe Awuzie (Cincinnati)
WR Tyler Boyd (Cincinnati)
OL Saahdiq Charles (Washington)
T Geron Christian Sr. (Cleveland)
C Lloyd Cushenberry III (Denver)
DL Sebastian Joseph-Day (San Francisco)
LB Kenneth Murray Jr. (L.A. Chargers)
RB Tony Pollard (Dallas)
WR Calvin Ridley (Jacksonville)
QB Mason Rudolph (Pittsburgh)
TE Nick Vannett (L.A. Chargers)

Free Agents Lost (12)

LB Azeez Al-Shaair (Houston)
DL Denico Autry (Houston)
C Aaron Brewer (Miami)
S Terrell Edmunds (Jacksonville)
CB Kristian Fulton (L.A. Chargers)
OLB Trevis Gipson (Jacksonville)
RB Derrick Henry (Baltimore)
T Chris Hubbard (San Francisco)
WR Chris Moore (Arizona)
CB Sean Murphy-Bunting (Arizona)
OL Calvin Throckmorton (Denver)
S K'Von Wallace (Seattle)

2023

Free Agents Signed (11)

ILB Azeez Al-Shaair (San Francisco)
OL Daniel Brunskill (San Francisco)
OL Andre Dillard (Philadelphia)
LB Luke Gifford (Dallas)
WR DeAndre Hopkins (Arizona)
DT Jaleel Johnson (Atlanta)
OLB Arden Key (Jacksonville)
WR Chris Moore (Houston)
CB Sean Murphy-Bunting (Tampa Bay)
LB Ben Niemann (Arizona)
TE Trevon Wesco (Chicago)

Free Agents Lost (13)

OLB Tarell Basham (Cincinnati)
T Le'Raven Clark (Pittsburgh)
ILB Dylan Cole (Chicago)
WR Chris Conley (San Francisco)
T Dennis Daley (Arizona)
G Nate Davis (Chicago)
QB Joshua Dobbs (Cleveland)
DE Mario Edwards Jr. (Seattle)
TE Austin Hooper (Las Vegas)
DB Lonnie Johnson Jr. (New Orleans)
ILB David Long Jr. (Miami)
DT Kevin Strong (Arizona)
DE DeMarcus Walker (Chicago)

2022

Players Signed (7)

RB Trenton Cannon (San Francisco)
TE Austin Hooper (Cleveland)
OL Jamarco Jones (Seattle)
LB Justin Lawler (L.A. Rams)
WR Josh Malone (Green Bay)
DB A.J. Moore (Houston)
DL DeMarcus Walker (Houston)

Players Lost (11)

WR Cameron Batson (Atlanta)
FB Khari Blasingame (Chicago)
ILB Jayon Brown (Las Vegas)

S Dane Cruikshank (Chicago)
ILB Rashaan Evans (Atlanta)
TE Anthony Firkser (Atlanta)
RB D'Onta Foreman (Carolina)
WR Marcus Johnson (San Francisco)
RB Jeremy McNichols (Atlanta)
DT Kyle Peko (Las Vegas)
OL David Quessenberry (Buffalo)

2021

Players Signed (22)

OLB Ola Adeniyi (Pittsburgh)
DL Denico Autry (Indianapolis)
LB B.J. Bello (L.A. Chargers)
WR Fred Brown (Denver)
DT Trevon Coley (N.Y. Jets)
LS Morgan Cox (Baltimore)
T Christian DiLauro (Pittsburgh)
OLB Bud Dupree (Pittsburgh)
S Matthias Farley (N.Y. Jets)
DT Woodrow Hamilton IV (Carolina)
DT Bruce Hector (Carolina)
RB Brian Hill (Atlanta)
CB Jackrabbit Jenkins (New Orleans)
CB Kevin Johnson (Cleveland)
DT Abry Jones (Jacksonville)
CB Chris Jones (Minnesota)
T Kendall Lamm (Cleveland)
WR Kalija Lipscomb (Green Bay)
CB Greg Mabin (Jacksonville)
LB Justin March (Dallas)
CB Kevin Peterson (Arizona)
WR Josh Reynolds (L.A. Rams)

Players Lost (12)

OLB Jadeveon Clowney (Cleveland)
WR Corey Davis (N.Y. Jets)
DE Matt Dickerson (Las Vegas)
G/C Jamil Douglas (Buffalo)
DT DaQuan Jones (Carolina)
DB Joshua Kalu (N.Y. Giants)
CB Desmond King (Houston)
CB Chris Milton (N.Y. Giants)
TE MyCole Pruitt (San Francisco)
WR Kalif Raymond (Detroit)
TE Jonnu Smith (New England)
CB Tye Smith (Minnesota)

2020

Players Signed (7)

OLB Vic Beasley, Jr. (Atlanta)
DB Ibraheim Campbell (Green Bay)
DL Jack Crawford (Atlanta)
LB Nick Dzubnar (L.A. Chargers)
CB Johnathan Joseph (Houston)
RB Senorise Perry (Buffalo)
T Ty Sambrailo (Atlanta)

Players Lost (6)

T Jack Conklin (Cleveland)
WR Darius Jennings (L.A. Chargers)
DL Austin Johnson (N.Y. Giants)
QB Marcus Mariota (Las Vegas)
WR Tajaé Sharpe (Minnesota)
CB LeShaun Sims (Cincinnati)

2019

Players Signed (7)

DL Frank Herron (New England)
TE Ryan Hewitt (Indianapolis)
WR Cody Hollister (New England)
WR Adam Humphries (Tampa Bay)

G Rodger Saffold (L.A. Rams)
DL Brent Urban (Baltimore)
OLB Cameron Wake (Miami)

Players Lost (2)

TE Luke Stocker (Atlanta)
G Quinton Spain (Buffalo)

2018

Players Signed (10)

CB Malcolm Butler (New England)
WR Michael Campanaro (Baltimore)
LB Will Compton (Washington)
QB Blaine Gabbert (Arizona)
RB Dion Lewis (New England)
S Kendrick Lewis (Baltimore)
DL Bennie Logan (Kansas City)
G Kevin Pamphile (Tampa Bay)
OL Xavier Su'a-Philo (Houston)
WR Nick Williams (Atlanta)

Players Lost (3)

DB Curtis Riley (N.Y. Giants)
QB Brandon Weeden (Houston)
LB Avery Williamson (N.Y. Jets)

2017

Players Signed (8)

LB Daren Bates (Oakland)
S Johnathan Cyprien (Jacksonville)
CB Demontre Hurst (Chicago)
OL Tim Lelito (New Orleans)
CB Logan Ryan (New England)
S Brynden Trawick (Oakland)
KR/WR Eric Weems (Atlanta)
NT Sylvester Williams (Denver)

Players Lost (9)

LB David Bass (Seattle)
T/G Byron Bell (Dallas)
CB Valentino Blake (N.Y. Giants)
TE Anthony Fasano (Miami)
C/G Brian Schwenke (Indianapolis)
LB Sean Spence (Indianapolis)
S Daimion Stafford (Pittsburgh)
G Chance Warmack (Philadelphia)
WR Kendall Wright (Chicago)

2016

Players Signed (7)

CB Brice McCain (Miami)
C Ben Jones (Houston)
QB Matt Cassel (Dallas)
WR Rishard Matthews (Miami)
LB Sean Spence (Pittsburgh)
CB Antwon Blake (Pittsburgh)
S Rashad Johnson (Arizona)

Players Lost (5)

LB Zach Brown (Buffalo)
FB Steven Johnson (Pittsburgh)
OL Joe Looney (Dallas)
DT Mike Martin (Philadelphia)
CB Coty Sensabaugh (Los Angeles)

2015

Players Signed (7)

T Byron Bell (Carolina)
CB Perrish Cox (San Francisco)
WR Harry Douglas (Atlanta)
TE Anthony Fasano (Kansas City)
WR Hakeem Nicks (Indianapolis)



VETERAN FREE AGENCY HISTORY

OLB Brian Orakpo (Washington)
S Da'Norris Searcy (Buffalo)

Players Lost (3)

CB Brandon Ghee (Cincinnati)
FB Collin Mooney (Atlanta)
WR Nate Washington (Houston)

2014

Players Signed (8)

RB Dexter McCluster (Kansas City)
DL Al Woods (Pittsburgh)
QB Charlie Whitehurst (San Diego)
LB Wesley Woodyard (Denver)
T Michael Oher (Baltimore)
LB Shaun Phillips (Denver)
G/C Eric Olsen (Pittsburgh)
WR Brian Robiskie (Atlanta)

Players Lost (4)

CB Alterraun Verner (Tampa Bay)
WR Damian Williams (Miami)
WR Kenny Britt (St. Louis)
QB Rusty Smith (N.Y. Giants)

2013

Players Signed (14)

S George Wilson (Buffalo)
LB Moise Fokou (Indianapolis)
RB Shonn Greene (N.Y. Jets)
DT Sammie Hill (Detroit)
G Andy Levitre (Buffalo)
TE Delanie Walker (San Francisco)
G/C Rob Turner (St. Louis)
QB Ryan Fitzpatrick (Buffalo)
S Bernard Pollard (Baltimore)
DE Ropati Pitoitua (Kansas City)
WR Kevin Walter (Houston)
C/G Chris Spencer (Chicago)
RB Jalen Parmele (Jacksonville)
DT Antonio Johnson (Indianapolis)

Players Lost (5)

TE Jared Cook (St. Louis)
LB Zac Diles (Kansas City)
G Leroy Harris (Detroit)
DT Sen'Derrick Marks (Jacksonville)
DE Jarius Wynn (San Diego)

2012

Players Signed (7)

G Steve Hutchinson (Minnesota)
DE Kamerion Wimbley (Oakland)
DE Leger Douzable (Jacksonville)
LB Zac Diles (Indianapolis)
G Kyle DeVan (Philadelphia)
C Jon Cooper (Minnesota)
S Aaron Francisco (Detroit)

Players Lost (6)

WR Donnie Avery (Indianapolis)
CB Cortland Finnegan (St. Louis)
S Chris Hope (Atlanta)
DE William Hayes (St. Louis)
DE Jason Jones (Seattle)
LB Barrett Ruud (Seattle)

2011

Players Signed (11)

QB Matt Hasselbeck (Seattle)
DT Shaun Smith (Kansas City)
TE Daniel Graham (Denver)

LB Barrett Ruud (Tampa Bay)
CB Frank Walker (Minnesota)
S Jordan Babineaux (Seattle)
T Pat McQuistan (Miami)
S Anthony Smith (Green Bay)
T Adam Terry (Jacksonville)
RB Kestahn Moore (Washington)
WR Kevin Curtis (Kansas City)

Players Lost (4)

DE Jason Babin (Philadelphia)
QB Kerry Collins (Indianapolis)
LB Stephen Tulloch (Detroit)
TE Bo Scaife (Cincinnati)

2010

Players Signed (6)

LB Will Witherspoon (Philadelphia)
P/K Ricky Schmitt (San Francisco)
DE Jason Babin (Philadelphia)
CB Tye Hill (Atlanta)
QB Chris Simms (Denver)
TE Sean Ryan (Washington)

Players Lost (2)

DE Kyle Vanden Bosch (Detroit)
TE Alge Crumpler (New England)

2009

Players Signed (5)

CB DeMarcus Faggins (Houston)
DT Jovan Haye (Tampa Bay)
WR Mark Jones (Carolina)
QB Patrick Ramsey (Denver)
WR Nate Washington (Pittsburgh)

Players Lost (6)

CB Chris Carr (Baltimore)
DT Albert Haynesworth (Washington)
WR Brandon Jones (San Francisco)
CB Eric King (Detroit)
T Daniel Loper (Detroit)
QB Chris Simms (Denver)

2008

Players Signed (7)

TE Dwayne Blakley (Atlanta)
CB Chris Carr (RFA-Oakland)
TE Alge Crumpler (Atlanta)
DE Jevon Kearse (Philadelphia)
WR Justin McCareins (N.Y. Jets)
OT Jake Scott (Indianapolis)
LB Josh Stamer (Buffalo)

Players Lost (8)

G Jacob Bell (St. Louis)
RB Chris Brown (Houston)
LB Gilbert Gardner (Detroit)
TE Ben Hartsock (Atlanta)
DE Travis LaBoy (Arizona)
DE Antwan Odom (Cincinnati)
DT Randy Starks (Miami)
TE Ben Troupe (Tampa Bay)

2007

Players Signed (6)

LB Ryan Fowler (RFA-Dallas)
WR Justin Gage (Chicago)
CB Nick Harper (Indianapolis)
CB Kelly Herndon (Seattle)
QB Tim Rattay (Tampa Bay)
S Bryan Scott (New Orleans)

Players Lost (3)

WR Drew Bennett (St. Louis)
DT Robaire Smith (Cleveland)
WR Bobby Wade (Minnesota)

2006

Players Signed (4)

WR David Givens (New England)
S Chris Hope (Pittsburgh)
C Kevin Mawae (N.Y. Jets)
LB David Thornton (Indianapolis)

Players Lost (4)

LB Rocky Boiman (Dallas)
C Justin Hartwig (Carolina)
LB Brad Kassell (N.Y. Jets)
S Tank Williams (Minnesota)

2005

Players Signed (1)

DE Kyle Vanden Bosch (Arizona)

Players Lost (4)

RB Antowain Smith (New Orleans)
WR Eddie Berlin (Chicago)
CB Andre Dyson (Seattle)
TE Shad Meier (New Orleans)

2004

Players Signed (0)

Players Lost (2)

DE Jevon Kearse (Philadelphia)
DT Robaire Smith (Houston)

2003

Players Signed (0)

Players Lost (5)

WR Kevin Dyson (Carolina)
DT John Thornton (Cincinnati)
CB Dainon Sidney (Buffalo)
CB Donald Mitchell (Dallas)
S Rich Coady (Indianapolis)

2002

Players Signed (4)

S Lance Schulters (San Francisco)
FB Greg Comella (N.Y. Giants)
C Jeff Smith (Jacksonville)
RB Robert Holcombe (St. Louis)

Players Lost (4)

DT Jason Fisk (San Diego)
DT Josh Evans (N.Y. Jets)
LB Greg Favors (Indianapolis)
C Kevin Long (Jacksonville)

2001

Players Signed (2)

K Joe Nedney (Carolina)
CB DeRon Jenkins (San Diego)

Players Lost (2)

DE Kenny Holmes (N.Y. Giants)
CB Denard Walker (Denver)

2000

Players Signed (2)

LB Randall Godfrey (Dallas)



VETERAN FREE AGENCY HISTORY

T Fred Miller (St. Louis)

Players Lost (5)

LB Joe Bowden (Dallas)
LB Doug Colman (Oakland)
S Anthony Dorsett (Oakland)
TE Jackie Harris (Dallas)
T Jon Runyan (Philadelphia)

1999

Players Signed (5)

DT Jason Fisk (Minnesota)
DT Mike Jones (New England)
FB Lorenzo Neal (Tampa Bay)
QB Neil O'Donnell (Cincinnati)
DE Mike Frederick (Jets)

Players Lost (3)

DE Anthony Cook (Washington)
C Mark Stepnoksi (Dallas)
DT Gary Walker (Jacksonville)

1998

Players Signed (3)

TE Jackie Harris (Tampa Bay)
P Craig Hentrich (Green Bay)
WR Yancey Thigpen (Pittsburgh)

Players Lost (1)

G Kevin Donnalley (Miami)

1997

Players Signed (2)

QB Dave Krieg (Chicago)
LB Lonnie Marts (Tampa Bay)

Players Lost (2)

LB Michael Barrow (Carolina)
CB Cris Dishman (Washington)

1996

Players Signed (4)

WR Willie Davis (Kansas City)
RB Ronnie Harmon (San Diego)
S Rafael Robinson (Seattle)
P Reggie Roby (Tampa Bay)

Players Lost (1)

LB Eddie Robinson (Jacksonville)

1995

Players Signed (5)

QB Chris Chandler (Rams)
KR Mel Gray (Detroit)
C Mark Stepnoski (Dallas)
T Irv Eatman (Atlanta)
WR Derek Russell (Denver)

Players Lost (5)

LB Lamar Lathon (Carolina)
S Bo Orlando (San Diego)
DE Tim Roberts (New England)
G Bill Schultz (Denver)
RB Lorenzo White (Cleveland)

1994

Players Signed (5)

TE Pat Carter (Rams)
P Rich Camarillo (Arizona)
QB Sean Salisbury (Minnesota)
DE Kenny Davidson (Pittsburgh)
RB Todd McNair (Kansas City)

Players Lost (3)

DE William Fuller (Philadelphia)
DE Sean Jones (Green Bay)
P Greg Montgomery (Detroit)

1993

Players Signed (2)

WR Willie Drewrey (Tampa Bay)
LB Robert Lyles (Atlanta)

Players Lost (3)

LB Rick Graf (Washington)
CB Jerry Gray (Tampa Bay)
T Don Maggs (Denver)

1992

Plan B

Players Signed (3)

CB Jerry Gray (Los Angeles)
WR Jeff Query (Green Bay)
RB Spencer Tillman (San Francisco)

Players Lost (4)

LB Eric Fairs (Buffalo)
WR Drew Hill (Atlanta)
WR Alex Johnson (New England)
WR Tony Jones (Atlanta)

1991

Plan B

Players Signed (7)

DE Robert Banks (Cleveland)
S Eric Bergeson (Atlanta)
LB Rick Graf (Miami)
S John Hagy (Buffalo)
WR Richard Johnson (Detroit)
WR Cedric Jones (New England)
RB Kerry Porter (Denver)

Players Lost (4)

CB Steve Brown (San Francisco)
RB Victor Jones (New England)
S Brett Tucker (Buffalo)
K Tony Zendejas (Los Angeles)

1990

Plan B

Players Signed (8)

S David Arnold (Pittsburgh)
WR Bernard Ford (Dallas)
WR Carl Harry (Washington)
DE Ezra Johnson (Indianapolis)
S Terry Kinard (Giants)
S Leander Knight (Jets)
WR Geral McNeil (Cleveland)
G Tommy Robinson (Atlanta)

Players Lost (7)

S Jeff Donaldson (Chiefs)
S Tracey Eaton (Arizona)
FB Tracy Johnson (Atlanta)
TE Bob Mrosko (Giants)
DE Anthony Spears (Dallas)
TE Chris Verhulst (Denver)
C/G George Yarno (Green Bay)

1989

Plan B

Players Signed (7)

FB Carl Byrum (Buffalo)
DE Mark Garalczyk (Jets)
WR Kenny Jackson (Philadelphia)
TE Calvin Magee (Tampa Bay)
LB Matt Monger (Jets)
DE/TE Colin Scotts (Arizona)
C/G George Yarno (Atlanta)

Players Lost (13)

DE Robert Banks (Cleveland)
S Keith Bostic (Indianapolis)
LB Toby Caston (Detroit)
LB Kurt Crain (Green Bay)
T John Davis (Buffalo)
WR Willie Drewrey (Tampa Bay)
LB Mark Dusbabek (Minnesota)
QB Brent Pease (Miami)
RB Spencer Tillman (San Francisco)
T David Viaene (New England)
FB Ray Wallace (Pittsburgh)
T Doug Williams (Seattle)
TE Jamie Williams (San Francisco)



ALL-TIME COACHES ROSTER

Andrus, Bart.....	1997-99, 2008	Henning, Dan.....	1972	Ragone, Dave.....	2011-13
April, Bobby.....	2016	Henshaw, George.....	1997-05, 2013	Rapp, Vic.....	1983
# Armstrong, Neill.....	1962-63	* Hill, King.....	1971-80	Reese, Floyd.....	1986-89
Aukerman, Craig.....	2017-23	Hoffman, Steve.....	2013-17	* Rhome, Jerry.....	1995-96
Baggett, Charlie.....	1993-94	Houghtaling, Jason.....	2021-23	Rice, George.....	1975-76
Baugh, Sammy.....	1964-65	Houston, Ken.....	1982-85	Roberts, Al.....	1984-85
Beatty, Bruce.....	1973	# Horton, Ray.....	2014-15	Roberts, Haley.....	2023
Beightol, Larry.....	1995	Huff, Gary.....	1986	Robertson, Marcus.....	2007-11
Bell, Brian.....	2018-23	Hughes, Ed.....	1971	Robinson, Wayne.....	1966-67
Bettis, Tom.....	1986-87, '93-94	Ivy, Frank "Pop".....	1962-63	* Robiskie, Terry.....	2016-17
# Biles, Ed.....	1974-80, '81-83	Jackson, Frisman.....	2017	Rocker, Tracy.....	2011-13
Blackburn, Chase.....	2022	Jackson, Milt.....	1986-88	Rouse, Tyler.....	2022-23
Blaney, Brandon.....	2016-17	Jackson, Steve.....	2016-17	# Ryan, Buddy.....	1993
Boghosian, Sam.....	1974-75	James, Ned.....	2002-05	Rymkus, Lou.....	1960-61, '65
Booker, Scott.....	2018-23	* Jamieson, Dick.....	1986-87	Saban, Nick.....	1988-89
Bostad, Bob.....	2014-15	Jefferson, Shawn.....	2013-15	#* Schlinkman, Walt.....	1960-63, 1965-71, 1976
Bourgeois, Andy.....	1973-83	Johnson, Craig.....	2000-10	# Schwartz, Jim.....	1999-08, 2021-22
# Bowen, Shane.....	2018-23	Jones, June.....	1987-88	Selcer, Dick.....	1981-82
Bratkowski, Bob.....	2016	Jones, Matt.....	2023	Sherman, Ray.....	1988-89, 2005-06
Breaux, Don.....	1972	Jones, Ronnie.....	1993	* Shipp, Ken.....	1977-78
Brown, Greg.....	1997-98	Kaczor, Nate.....	2012-15	Shively, Doug.....	1986-89
Brown, Steve.....	2012-15	Kanavy, Tom.....	2017-18	* Shofner, Jim.....	1981-82
Bugel, Joe.....	1977-80	Kelly, Tim.....	2022-23	# Sidwell, Steve.....	1995-96
Burke, Matt.....	2006-08	King, Bobby.....	2022-23	Simmons, Warren.....	1996
Bush, Frank.....	1992-94, 2011-12	Kuhr, Zak.....	2020-23	Simpson, Jackie.....	1972
Butler, Kylan.....	2022-23	* LaFleur, Matt.....	2018	Skipper, Jim.....	2011-12
Byner, Earnest.....	2008-09	# LeBeau, Dick.....	2015-17	* Smith, Arthur.....	2011-20
Callahan, Ray.....	1981-82	Lemm, Wally.....	1960-61, '66-70	Smith, Giff.....	2014-15
Campbell, Hugh.....	1984-85	Lemmerman, Bruce.....	1984-85	Smith, Jerry.....	1972
Carpenter, Lew.....	1973-74	Levine, Anthony.....	2023	Smith, Richard.....	1988-92
Carter, Keith.....	2018-22	Locust, Lori.....	2023	Smith, Sherman.....	1995-07
# Cecil, Chuck.....	2001-10	* Loggains, Dowell.....	2008-13	Spanos, Lou.....	2014-17
Childress, Joe.....	1966-70	London, Charles.....	2011, 2023	Speedie, Mac.....	1960-61
Cioffi, Louie.....	2014-15	Lowry, Alan.....	1996-12	Spencer, Joe.....	1961-65
* Chow, Norm.....	2005-07	Madro, Joe.....	1972-74	Stanley, Jim.....	1990-94
Conkright, W.F. "Red".....	1963-64	Matthews, Bruce.....	2011-13	Staub, Ralph.....	1982-83
Coombs, Kerry.....	2018-19	Matthews, Cannon.....	2014-15	Steber, John.....	1964
* Coury, Dick.....	1994-96	Maxie, Brett.....	2012-13	* Steckel, Les.....	1995-99
Croom, Sylvester.....	2013-17	McCalmon, Miller.....	1986-87	Steckel, Luke.....	2014-22
Crow, Ryan.....	2018-23	McCullough, Ken.....	1976	Stewart, Rayna.....	2009-10
Cunningham, Gunther.....	2001-03	McFadin, "Bud" Lewis.....	1966-70	Stocker, Luke.....	2023
* Dalton, O. Kay.....	1983-84	McGinnis, Dave.....	2004-11	Streicher, John.....	2018-23
Devlin, John.....	1984-85	McKenzie, Tyrone.....	2018-19	# Studley, Chuck.....	1983
Devore, Hugh.....	1966-70	McMillan, Clinton.....	2022-23	Sullivan, Mike.....	2014-23
Dews, Tony.....	2018-23	McNulty, John.....	2014-15	Taylor, Hugh "Bones".....	1964-65
Dickson, George.....	1971	* Michael, Jason.....	2014-17	Thomas, Pat.....	1990-92
* Downing, Todd.....	2019-22	Midget, Anthony.....	2020-22	Townsend, Deshea.....	2016-17
Dry, F.A.....	1966-70	Millard, Keith.....	2012-13	Tucker, Jason.....	2015-16
Durden, Earnel.....	1973	Miller, Burnie.....	1971-73	Udezo, Kenechi.....	2021
Eason, Nick.....	2014-17	Moore, Rob.....	2018-23	Valero, Art.....	2011
# Eddy, Jim.....	1990-92	\$ Mularkey, Mike.....	2014-17	Vinklarek, Ronnie.....	2000
Edwards, Matt.....	2018-21	\$ Munchak, Mike.....	1995-13	\$ Vrabel, Mike.....	2018-21
Ettinger, John.....	1964	# Nolan, Dick.....	1981	# Wallner, Fred.....	1960-61
* Faragalli, Joe.....	1985	Norris, Rex.....	1995-98	Walsh, Bill.....	1983-86
#\$ Fisher, Jeff.....	1994-10	Novak, Frank.....	1989-94	Walters, Steve.....	1999-05
Frazier, Erik.....	2021-22	O'Hara, Pat.....	2018-23	Washburn, Jim.....	1999-10
Fuller, Curtis.....	2011	Outten, Justin.....	2023	Watterson, Steve.....	1988-17
Gaines, Gene.....	1984-85	Padilla, Bob.....	1984-85	Wessman, Richie.....	2009-10
Galat, Joe.....	1981	* Palmer, Chris.....	1990-92, 2011-12	\$ Whisenhunt, Ken.....	2014-15
Galbraith, Marty.....	2005-10	Pardee, Jack.....	1990-94	# Williams, Gregg.....	1993-00, 2013
Gambold, Bob.....	1978-82	Parlavecchio, Chet.....	2011-13	Williams, Terrell.....	2018-23
Gannon, Jonathan.....	2012-13	Patullo, Kevin.....	2014	Willis, Keith.....	2016-17
Gee, Monday.....	2019-21	Peccatiello, Larry.....	1972-75	Withers, Everett.....	2001-06
Gilbert, O'Neill.....	1997-99	# Pees, Dean.....	2018-19	Woolley, Joe.....	1973-75
* Gilbride, Kevin.....	1989-94	Pees, Matt.....	2018-19	Young, Bob.....	1990-94
Gillman, Sid.....	1973-74	Pendergast, Clancy.....	1995	Young, John Paul.....	1978-80
# Glanville, Jerry.....	1984-89	Perry, Rod.....	1995-96	Yowarsky, Walt.....	1971
Graves, Fred.....	2007-10	Peterson, Bill.....	1972-73	Zernhelt, John.....	2006-12
# Gray, Jerry.....	1997-00, 2011-13	Petitbon, Richie.....	1974-77	Zwahlen, Ernie.....	1971
Grimm, Russ.....	2016-17	# Phillips, O.A. "Bum".....	1974-80		
Hamilton, Justin.....	2023	Phillips, Wade.....	1976-80		
Harris, Chris.....	2023	Piraino, Frank.....	2019-23		
Haslett, Jim.....	2020-21	Pitts, Elijah.....	1981-83		
Hauck, Tim.....	2009-10	Polsfoot, Fran.....	1968-71, 75-76		
* Heimerdinger, Mike.....	2000-04, '08-10	Porter, Taylor.....	2017-18		
Helton, Kim.....	1987-89	Purnell, Russ.....	1995-98		
Henley, Chandler.....	2018-20	Quinn, Tom.....	2023		

* Indicates offensive coordinator during tenure
Indicates defensive coordinator during tenure
\$ Indicates head coach during tenure



ALL-TIME HEAD COACHES SUMMARY

COACH	YEARS	WON	LOST	TIED	PCT.	PTS.	ALLOWED
Lou Rymkus*	1960-61	12	7	1	.625	546	414
Wally Lemm	1961, 1966-70	38	40	4	.487	1,785	1,702
Frank "Pop" Ivy	1962-63	17	12	0	.586	706	662
Sammy Baugh	1964	4	10	0	.285	310	355
Hugh "Bones" Taylor	1965	4	10	0	.285	298	429
Ed Hughes	1971	4	9	1	.321	251	330
Bill Peterson**	1972-73	1	18	0	.052	241	553
Sid Gillman	1973-74	8	15	0	.347	358	556
O.A. "Bum" Phillips	1975-80	59	38	0	.608	1,857	1,741
Ed Biles***	1981-83	8	23	0	.258	526	774
Chuck Studley	1983	2	8	0	.200	179	286
Hugh Campbell****	1984-85	8	22	0	.266	487	787
Jerry Glanville	1985-89	35	35	0	.500	1,535	1,637
Jack Pardee#	1990-94	44	35	0	.556	1,771	1,418
Jeff Fisher	1994-2010	147	126	0	.538	5,872	5,719
Mike Munchak	2011-13	22	26	0	.458	1,017	1,069
Ken Whisenhunt##	2014-15	3	20	0	.130	379	597
Mike Mularkey	2015-17	21	22	0	.488	925	1,054
Mike Vrabel	2018-23	56	48	0	.538	2,326	2,252
Brian Callahan	2024	0	0	0	-	-	-
TOTALS	1960-2023	493	524	6	.485	21,369	22,335

(includes postseason)

* Released after five games in 1961
 ** Released after five games in 1973

*** Resigned after six games in 1983
 **** Released after 14 games in 1985

Released after 10 games in 1994
 ## Released after seven games in 2015



Brian Callahan was hired as head coach in January 2024.

ALL-TIME PLAYER ROSTER

A

92 **Abdesmad, Mehdi**, DE, Boston College, 2016
 56 **Abraham, Robert**, LB, N.C. State, 1982-87
 67 **Ackerman, Tom**, G, Eastern Washington, 2002-03
 47 **Adams, Andrew**, DB, Connecticut, 2022
 92 **Adeniyi, Ola**, OLB, Toledo, 2021-22
 58 **Adibi, Xavier**, LB, Virginia Tech, 2012
 38 **Afalava, Al**, S, Oregon State, 2012
 86 **Akiu, Mike**, WR, Hawaii, 1985-86
 95/88 **Aldridge, Allen**, DE, Prairie View, 1971-72
 79 **Aldridge, Kevin**, DE/DT, Southern Methodist, 2002
 36 **Aldridge, Melvin**, S, Murray State, 1993
 38 **Alexander, Dan**, RB/FB, Nebraska, 2001
 19 **Alexander, Willie**, CB, Alcorn A&M, 1971-79
 76/80 **Allen, Dalva**, DE, Houston, 1960-61
 31 **Allen, Gary**, RB, Hawaii, 1982
 73 **Allen, George**, DT, West Texas State, 1966-67
 29 **Allen, Patrick**, CB, Utah State, 1985-90
 8 **Allen, Ryan**, P, Louisiana Tech, 2020
 56 **Allred, Colin**, LB, Baylor, 2007-10
 76 **Alm, Jeff**, DT, Notre Dame, 1990-93
 2 **Al-Shaair, Azeez**, LB, Florida Atlantic, 2023
 84/82 **Alston, Mack**, TE, Maryland State, 1973-76
 32 **Amadi, Ugo**, DB, Oregon, 2022
 54/64 **Amano, Eugene**, C/G, S.E. Missouri State, 2004-12
 88 **Amaro, Jace**, TE, Texas Tech, 2016
 58 **Amato, Ken**, LS, Montana State, 2003-11
 12 **Amundson, George**, RB, Iowa State, 1973-74
 14 **Anderson, Billy**, QB, Tulsa, 1967
 1 **Anderson, Gary**, K, Syracuse, 2003-04
 22 **Anderson, Herbie**, CB, Texas A&I, 1991
 57 **Anderson, James**, LB, Virginia Tech, 2014
 83 **Anderson, Warren**, WR, West Virginia State, 1978
 26 **Andrews, Antonio**, RB, Western Kentucky, 2014-16
 95 **Ankou, Eli**, DT, UCLA, 2021
 70 **Appleton, Scott**, DT, Texas, 1964-66
 32/22 **Archie, Mike**, RB, Penn State, 1996-98
 39 **Armstrong, Adger**, RB, Texas A&M, 1980-82
 86/87 **Arnold, Walt**, TE, New Mexico, 1982-83
 84 **Atchason, Jack**, TE, Western Illinois, 1960
 48 **Atkins, Bob**, S, Grambling, 1970-75
 96 **Atkins, James**, DT, Virginia Union, 2002-03
 31 **Aubrey, Josh**, S, Stephen F. Austin, 2015
 96 **Autry, Denico**, DL, Mississippi State, 2021-23
 61 **Autry, Hank**, C, Southern Mississippi, 1969-70
 82 **Avery, Donnie**, WR, Houston, 2011
 42 **Avery, Steve**, FB, Northern Michigan, 1989
 30/23 **Avery, Tre**, CB, Rutgers, 2022-23
 56 **Ayers, Akeem**, LB, UCLA, 2011-14

B

33 **Babb, Gene**, LB, Austin College, 1962-63
 93 **Babin, Jason**, DE, Western Michigan, 2010
 26 **Babineaux, Jordan**, S, Southern Arkansas, 2011-12
 8 **Badgley, Michael**, K, Miami (Fla.), 2021
 80/11 **Bailey, Harold**, WR, Oklahoma State, 1981-83
 82 **Bailey, Mario**, WR, Washington, 1992
 57 **Bailey, Patrick**, LB, Duke, 2010-13
 8 **Baker, Ed**, QB, Lafayette, 1972
 75 **Baker, Jesse**, DE, Jacksonville State (Ala.), 1979-87
 84 **Baker, Johnny**, LB, Mississippi State, 1963-66
 83 **Baker, Melvin**, WR, Texas Southern, 1976
 99 **Bakhtiari, Eric**, DE, San Diego, 2009
 70 **Baldridge, Daniel**, T, Marshall, 2012
 98 **Ball, Dave**, DE, UCLA, 2008-12
 40 **Banfield, Tony**, CB, Oklahoma State, 1960-65
 36 **Banks, Chuck**, FB, West Virginia Tech, 1987
 97 **Banks, Robert**, DE, Notre Dame, 1988
 49/86 **Barber, Mike**, TE, Louisiana Tech, 1976-81
 28 **Barclay, Chris**, RB, Wake Forest, 2007
 81 **Barden, Brandon**, TE, Vanderbilt, 2012-13

3 **Barnard, Austin**, K/P, Samford, 2018
 58 **Barnes, Pete**, LB, Southern, 1967-68
 22/32 **Barnes, Tomur**, CB, North Texas, 1994-97
 56/51 **Barrow, Micheal**, LB, Miami (Fla.), 1993-96
 57 **Basham, Tarrell**, OLB, Ohio, 2022
 51 **Bass, David**, LB, Missouri Western State, 2015-16
 27 **Bass, Glen**, WR, East Carolina, 1967-68
 53/56 **Bates, Daren**, LB, Auburn, 2017-20
 17/13 **Batson, Cameron**, WR, Texas Tech, 2018-21
 22/44 **Battle, Jackie**, RB, Houston, 2013-14
 63 **Baumgartner, Steve**, DE, Purdue, 1977-79
 78 **Beams, Byron**, DT, Notre Dame, 1961
 44 **Beasley Jr., Vic**, OLB, Clemson, 2020
 11 **Beathard, Pete**, QB, Southern California, 1967-69
 17 **Beck, Braden**, K, Stanford, 1971
 24 **Beckham, Tony**, CB, Wisconsin-Stout, 2002-05
 81/88 **Beirne, Jim**, WR, Purdue, 1968-73, 1975-76
 33 **Bell, Billy**, CB, Lamar, 1989
 76 **Bell, Byron**, OL, New Mexico, 2015-16
 60 **Bell, Jacob**, G/T, Miami (Ohio), 2004-07
 57 **Belotti, George**, C, Southern California, 1960-61
 83/19 **Bennett, Drew**, WR, UCLA, 2001-06
 52/50 **Benson, Duane**, LB, Hamline, 1974-76
 82 **Berlin, Eddie**, WR, Northern Iowa, 2001-04
 83 **Bergey, Bruce**, DT, UCLA, 1971
 65 **Bethea, Elvin**, DE, North Carolina A&T, 1968-83
 4 **Beverly, David**, P, Auburn, 1974
 82 **Billingsley, Ron**, DT, Wyoming, 1971-72
 54 **Bingham, Gregg**, LB, Purdue, 1973-84
 21 **Birdsong, Craig**, S, North Texas State, 1987
 2 **Bironas, Rob**, K, Georgia Southern, 2005-13
 23 **Bishop, Blaine**, S, Ball State, 1993-2001
 66 **Bishop, Sonny**, G, Fresno State, 1964-69
 90 **Blacklock, Ross**, DT, Texas Christian, 2023
 95 **Blackson, Angelo**, DE, Auburn, 2015-16
 27 **Blahak, Joe**, S, Nebraska, 1973
 47 **Blake, Valentino**, CB, Texas El Paso, 2016
 84 **Blakley, Dwayne**, TE, Missouri, 2008
 16 **Blanda, George**, QB, Kentucky, 1960-66
 42 **Blanks, Sid**, RB, Texas A&I, 1964-68
 41/45 **Blasingame, Khari**, FB/RB, Vanderbilt, 2019-21
 94 **Bledsoe, Amani**, DE, Oklahoma, 2021
 80 **Board, C.J.**, WR, Chattanooga, 2022
 52 **Bockwoldt, Colby**, LB, Brigham Young, 2006
 97 **Bohanna, Quinton**, DL, Kentucky, 2023
 50 **Boiman, Rocky**, LB, Notre Dame, 2002-05
 33 **Booker, Michael**, CB, Nebraska, 2000-01
 39 **Borders, Breon**, CB, Duke, 2020-21
 25 **Bostic, Keith**, S, Michigan, 1983-88
 37 **Botchan, Ron**, LB, Occidental, 1961
 77 **Boucher, Scott**, G, N.E. Louisiana*, 1987
 58/59 **Bowden, Joe**, LB, Oklahoma, 1992-99
 52 **Boyette, Garland**, LB, Grambling, 1966-72
 85 **Brabham, Danny**, LB, Arkansas, 1963-67
 87 **Brackett, Brett**, TE, Penn State, 2014
 10 **Bradshaw, Craig**, QB, Utah State, 1980
 58 **Brantley, John**, LB, Georgia, 1989
 52 **Brazile, Robert**, LB, Jackson State, 1975-84
 33 **Breeze, Brady**, S, Oregon, 2021
 62/55 **Brewer, Aaron**, G/C, Texas State, 2020-23
 21 **Brezina, Bobby**, RB, Houston, 1963
 92 **Briehl, Tom**, LB, Stanford, 1985-87
 48 **Brinkley, Beau**, LS, Missouri, 2012-20
 18 **Britt, Kenny**, WR, Rutgers, 2009-13
 83 **Broadnax, Jerry**, TE, Southern, 1974
 35 **Brock Sr., Tramaine**, CB, Belhaven, 2019
 88 **Brooks, Billy**, WR, Oklahoma, 1981
 73 **Brooks, Leo**, DT, Texas-Austin, 1970-72
 11 **Brown, A.J.**, WR, Mississippi, 2019-21
 29 **Brown, Chris**, RB, Colorado, 2003-07
 22 **Brown, Don**, RB, Houston, 1960



ALL-TIME PLAYER ROSTER

33 **Brown, Gary**, RB, Penn State, 1991-95
 55 **Brown, Jayon**, LB, UCLA, 2017-21
 79 **Brown, Kareem**, DL, Miami (Fla.), 2010
 84 **Brown, Larry**, TE, Georgia, 1999-2000
 44 **Brown, Mike**, S, Miami (Ohio), 2023
 17/89 **Brown, Reggie**, WR, Alabama State, 1993-94
 91 **Brown, Shakel**, DT, Troy, 2023
 27 **Brown, Sonny**, S, Oklahoma, 1987
 24 **Brown, Steve**, CB, Oregon, 1983-90
 22 **Brown, Tony**, CB, Fresno State, 1992-93
 97 **Brown, Tony**, DT, Memphis, 2006-10
 55 **Brown, Zach**, LB, North Carolina, 2012-15
 60 **Brunskill, Daniel**, OL, San Diego State, 2023
 38 **Bryant, Domingo**, S, Texas A&M, 1987-88
 81 **Bryant, Steve**, WR, Purdue, 1982-84
 14 **Bullock, Randy**, K, Texas A&M, 2021-22
 53 **Bulluck, Keith**, LB, Syracuse, 2000-09
Burke, Edward, G, Notre Dame, 1964
 16 **Burks, Treyton**, WR, Arkansas, 2022-23
 58 **Burnett, Kaelin**, LB, Nevada, 2014
 25 **Burrell, Ode**, RB, Mississippi State, 1964-69
 00 **Burrough, Ken**, WR, Texas Southern, 1971-81
 68 **Burton, Al**, DE, Bethune-Cookman, 1976
 94 **Burton, Kendrick**, DE, Alabama, 1996
 94 **Bush, Frank**, LB, N.C. State, 1985-86
 87 **Butler, Jim**, TE, Tulsa, 1972
 21 **Butler, Malcolm**, CB, West Alabama, 2018-20
 2 **Butler, Skip**, K, Texas-Arlington, 1972-77
 35 **Butts, Marion**, RB, Florida State, 1995
 31 **Byard, Kevin**, S, Middle Tennessee State, 2016-23
 83 **Byrd, Isaac**, WR, Kansas, 1997-99
 71 **Byrd, Richard**, DT, Southern Mississippi, 1985-89

C

40 **Cain, Jeremy**, FB/LS, Massachusetts, 2007
 79 **Caldwell, Bryan**, DE, Arizona State, 1984
 87 **Calico, Tyrone**, WR, Middle Tennessee State, 2003-05
 54 **Calmus, Rocky**, LB, Oklahoma, 2002-04
 16 **Camarillo, Rich**, P, Washington, 1994-95
 45 **Campbell, Chance**, LB, Mississippi, 2022-23
 34 **Campbell, Earl**, RB, Texas, 1978-84
 37 **Campbell, Tommie**, CB, California (Pa.), 2011-13
 35 **Campbell, Woody**, RB, Northwestern, 1967-71
 20 **Cannon, Billy**, RB, Louisiana State, 1960-63
 23 **Cannon, Trenton**, RB, Virginia State, 2022
 14 **Carlson, Cody**, QB, Baylor, 1987-94
 26 **Carpenter, Rob**, RB, Miami (Ohio), 1977-81
 29 **Carr, Chris**, DB, Boise State, 2008
 63 **Carr, Levert**, T, No. Central State, 1972-73
 44 **Carraway, Josh**, OLB, Texas Christian, 2017
 53 **Carrell, John**, LB, Texas Tech, 1966
 88 **Carrington, Ed**, TE, Virginia, 1969
 63 **Carroll, Ronnie**, G/DT, Sam Houston State, 1974-75
 82 **Carson, John**, TE, Georgia, 1960
 58 **Carter, David**, C, Western Kentucky, 1977-84
 25 **Carter, Jamal**, S, Miami (Fla.), 2021
 93 **Carter, Kevin**, DE, Florida, 2001-04
 85 **Carter, Pat**, TE, Florida State, 1994
 28 **Carter, Shyheim**, DB, Alabama, 2023
 44 **Carter, Tory**, FB, Louisiana State, 2021-22
 41 **Carwell, Larry**, CB, Iowa State, 1967-68
 99 **Casey, Jurrell**, DT, Southern California, 2011-19
 87 **Casper, Dave**, TE, Notre Dame, 1980-83
 16 **Cassel, Matt**, QB, Southern California, 2016-17
 88 **Caster, Rich**, WR, Jackson State, 1978-80
 56/90 **Caston, Toby**, LB, Louisiana State, 1987-88
 51 **Caveness, Ron**, LB, Arkansas, 1966-68
 26 **Cecil, Chuck**, S, Arizona, 1995
 57 **Chamberlin, Frank**, LB, Boston College, 2000-02
Chancellor, Ken, C, Houston, 1964
 12 **Chandler, Chris**, QB, Washington, 1995-96

25 **Charles, John**, S, Purdue, 1971-74
 57 **Cheek, Richard**, G, Auburn, 1972
 22 **Cheeks, B.W.**, RB, Texas Southern, 1965
 36 **Chestnut, Julius**, RB, Sacred Heart, 2022-23
 79 **Childress, Ray**, DL, Texas A&M, 1985-95
 55/58 **Cindrich, Ralph**, LB, Pittsburgh, 1973-75
 42 **Clark, Boobie**, RB, Bethune-Cookman, 1979-80
 61 **Clark, Le'Raven**, T, Texas Tech, 2022
 96 **Clauss, Jared**, DT, Iowa, 2004-05
 69 **Clayton, Zach**, DT, Auburn, 2011
 31 **Cline, Doug**, LB, Clemson, 1960-66
 24 **Clinton, Charles**, CB, San Jose State*, 1987
 99 **Clowney, Jadeveon**, OLB, South Carolina, 2020
 29 **Coady, Rich**, S, Texas A&M, 2002
 23 **Cobb, David**, RB, Minnesota, 2015
 35 **Cobble, Eric**, RB, S.W. Texas State*, 1987
 91 **Coburn, Keondre**, DL, Texas, 2023
 16 **Cochrane, Kelly**, QB, Miami (Fla.), 1972
 86/85 **Coffman, Chase**, TE, Missouri, 2014-15
 53 **Cole, Dylan**, LB, Missouri State, 2021-22
 39 **Cole, Lee**, CB, Arizona State, 1996
 87 **Cole, Linzy**, WR, Texas Christian, 1971
 17/80 **Coleman, Chris**, WR, N.C. State, 2000-01
 59 **Colman, Doug**, LB, Nebraska, 1999
 87 **Coleman, Pat**, WR, Mississippi, 1990-94
 47 **Coleman, Ronnie**, RB, Alabama A&M, 1974-81
 5 **Collins, Kerry**, QB, Penn State, 2006-10
 33 **Comella, Greg**, FB, Stanford, 2002
 20 **Compton, Dick**, WR, McMurray, 1965
 51/53 **Compton, Will**, LB, Nebraska, 2018, 2020
 78 **Conklin, Jack**, T, Michigan State, 2016-19
 19 **Conley, Chris**, WR, Georgia, 2022
 77 **Conover, Sean**, DE, Bucknell, 2006-07
 78 **Cook, Anthony**, DE/DT, South Carolina State, 1995-98
 89 **Cook, Jared**, TE, South Carolina, 2009-12
 98 **Cooks, Rayford**, DE, North Texas State*, 1987
 8 **Cooper, Joe**, K, Cal-Berkeley, 1984
 51 **Cordova, Jorge**, LB, Nevada, 2007
 57 **Corker, John**, LB, Oklahoma State, 1980-82
 44/40 **Correa, Kamalei**, OLB, Boise State, 2018-20
 33 **Cotney, Mark**, S, Cameron State, 1975
 76 **Cowlings, Al**, LB, Southern California, 1973-74
 46 **Cox, Morgan**, LS, Tennessee, 2021-23
 29/20 **Cox, Perrish**, CB, Oklahoma State, 2015-16
 40 **Craft, Donnie**, RB, Louisville, 1982-83
 89 **Craig, Dobie**, WR, Howard Payne, 1964
 48 **Cramer, Casey**, TE, Dartmouth, 2006-08
 94 **Crawford, Jack**, DE, Penn State, 2020
 53 **Crowder, Tae**, LB, Georgia, 2023
 59 **Croyle, Phil**, LB, Cal-Berkeley, 1971-73
 29 **Cruikshank, Dane**, DB, Arizona, 2018-21, 2023
 83 **Crumpler, Alge**, TE, North Carolina, 2008-09
 40 **Cudjoe-Virgil, Yannik**, LB, Maryland, 2015
 78 **Culp, Curley**, DT, Arizona State, 1974-80
 78 **Culpepper, Ed**, DT, Alabama, 1962-63
 49 **Cunningham, Dick**, LB, Arkansas, 1973
 41 **Cunningham, Zach**, LB, Vanderbilt, 2021-22
 53 **Curran, Rennie**, LB, Georgia, 2010
 20 **Currier, Bill**, DB, South Carolina, 1977-79
 50 **Curry, Bill**, C, Georgia Tech, 1973
 81 **Curtis, Kevin**, WR, Utah State, 2011
 80 **Cutsinger, Gary**, DE, Oklahoma State, 1962-68
 37 **Cyprien, Johnathan**, S, Florida International, 2017-18

D

13 **Daft, Kevin**, QB, California-Davis, 1999
 71 **Daley, Dennis**, OL, South Carolina, 2022
 12 **Daniel, Trevor**, P, Tennessee, 2020
 87 **Darby, Al**, WR, Florida, 1976
 85 **Darrington, Chris**, WR, Weber State*, 1987
 88 **Daum, Mitch**, TE, Wyoming, 1987



ALL-TIME PLAYER ROSTER

66 **Davidson, Greg**, C, North Texas, 1980-82
 90 **Davidson, Kenny**, DE, Louisiana State, 1994-95
 92 **Davidson, Marlon**, DT, Auburn, 2023
 71 **Davidson, Pete**, WR, Citadel, 1960
 12 **Davis, Austin**, QB, Southern Mississippi, 2018
 12 **Davis, Bob**, QB, Virginia, 1967-69
 77 **Davis, Bruce**, T, UCLA, 1987-89
 17 **Davis, Chris**, WR, Florida State, 2007-09
 84 **Davis, Corey**, WR, Western Michigan, 2017-20
 84 **Davis, Donnie**, TE, Southern, 1970
 72 **Davis, Hall**, DE, Louisiana-Lafayette, 2010
 73 **Davis, John**, G/C, Georgia Tech, 1987-88
 58 **Davis, Marvin**, LB, Southern, 1974
 30 **Davis, Mike**, CB, Cincinnati, 1994
 64 **Davis, Nate**, G, Charlotte, 2019-22
 12 **Davis, Rashard**, WR, James Madison, 2019
 86/84 **Davis, Willie**, WR, Central Arkansas, 1996-98
 39/28 **Dawkins, Dalyn**, RB, Colorado State, 2018-19
 34/33 **Dawkins, Joe**, RB, Wisconsin, 1970-71, 1976
 66 **Dawson, Doug**, G, Texas, 1990-93
 75 **Dawson, Keyunta**, DE, Texas Tech, 2012-13
 20 **Dawson, Rhett**, WR, Florida State, 1972
 67 **Dean, Jimmy**, DE, Texas A&M, 1978
 87 **Decker, Eric**, WR, Minnesota, 2017
 3 **Del Greco, Al**, K, Auburn, 1991-2000
 23 **Dempsey, Tom**, K, Palomar J.C., 1977
 62 **DeVan, Kyle**, C/G, Oregon State, 2012
 88 **Dewveall, Willard**, TE, Southern Methodist, 1961-64
 35 **Dickenson, Bo**, RB, Southern Mississippi, 1963
 42 **Dickerson, Dorin**, TE, Pittsburgh, 2015
 92 **Dickerson, Matt**, DE, UCLA, 2018-20
 10 **Dickey, Lynn**, QB, Kansas State, 1971-75
 9 **Dietrich, John**, K, Ball State*, 1987
 69 **DiLauro, Christian**, T, Illinois, 2021
 53/54 **Diles, Zac**, LB, Kansas State, 2012-13
 71 **Dillard, Andre**, T, Washington State, 2023
 66/64 **DiNapoli, Gennaro**, G, Virginia Tech, 2000-02
 81 **Dirden, Johnnie**, WR, Sam Houston, 1978
 28 **Dishman, Cris**, CB, Purdue, 1988-96
 64 **Dixon, Joe**, DT, Tulsa, 1987
 11 **Dobbs, Joshua**, QB, Tennessee, 2022
 93/92 **Dodd, Kevin**, OLB, Clemson, 2016-17
 50 **Dodge, Kirk**, LB, Nevada-Las Vegas, 1986
 47 **Domann, JoJo**, LB, Nebraska, 2023
 71 **Domres, Tom**, DT, Wisconsin, 1968-71
 31 **Donaldson, Jeff**, S, Colorado, 1984-89
 77 **Donnalley, Kevin**, T/G, North Carolina, 1991-97
 57/56 **Dorenbos, Jon**, LS, Texas El-Paso, 2005-06
 69 **Dorris, Andy**, DE, New Mexico State, 1977-81
 30/33 **Dorsett, Anthony**, CB, Pittsburgh, 1996-99
 83 **Douglas, Harry**, WR, Louisville, 2015-17
 75 **Douglas, Jamil**, G, Arizona State, 2019-20
 21 **Douglas, John**, CB, Texas Southern, 1969
 99 **Douglas, Marques**, DT, Howard, 2010
 78 **Douzable, Leger**, DE, Central Florida, 2012
 14 **Dowell, Colton**, WR, Tennessee-Martin, 2023
 88 **Dressel, Chris**, TE, Stanford, 1983-86
 82/85 **Drewrey, Willie**, WR, West Virginia, 1985-88, '93
 75 **Drungo, Elbert**, T, Tennessee State, 1969-77
 30 **Dukes, Mike**, LB, Clemson, 1960-63
 38 **Dumas, Mike**, S, Indiana, 1991-93
 31 **Duncan, Brian**, RB, Southern Methodist, 1978
 80 **Duncan, Curtis**, WR, Northwestern, 1987-93
 79 **Duncan, Jaelyn**, OL, Maryland, 2023
 11 **Duniven, Tom**, QB, Texas Tech, 1977-78
 91 **Dunn, Anthony**, DE, Northern Colorado, 2003
 48 **Dupree, Bud**, OLB, Kentucky, 2021-22
 77 **Durand, Ryan**, G, Syracuse, 2010, 2012
 20 **Durden, Kenneth**, CB, Youngstown State, 2018
 17 **Durham, Kris**, WR, Georgia, 2014
 22 **Dyson, Andre**, CB, Utah, 2001-04
 87 **Dyson, Kevin**, WR, Utah, 1998-2002

49 **Dzubnar, Nick**, LB, Cal Poly-San Luis Obispo, 2020-21

E

26 **Eaglin, Larry**, CB, Stephen F. Austin, 1973
 82 **Ealy, Biren**, WR, Houston, 2007
 21 **Eason, Bo**, S, California-Davis, 1984-87
 75 **Eatman, Irv**, T, UCLA, 1995-96
 21 **Eaton, Tracey**, S, Portland State, 1988-89
 20/36 **Echols, Mike**, CB, Wisconsin, 2002-04
 87 **Eccles, Scott**, TE, E. New Mexico*, 1987
 19 **Edison, Dominique**, WR, Stephen F. Austin, 2009
 38 **Edmunds, Terrell**, S, Virginia Tech, 2023
 87 **Edwards, Emmett**, WR, Kansas, 1975
 98 **Edwards, Lavar**, DE, Louisiana State, 2013
 94 **Edwards Jr., Mario**, DE, Florida State, 2022
 35/32 **Edwards, Stan**, RB, Michigan, 1982-86
 79 **Egboh, Pannel**, DE, Stanford, 2012
 26 **Elkins, Lawrence**, WR, Baylor, 1965-68
 6 **Elkins, Mike**, QB, Wake Forest, 1992
 85 **Ellender, Richard**, WR, McNeese State, 1979
 8 **Elling, Aaron**, K, Wyoming, 2004
 60 **El-Mashtoub, Hicham**, C, Arizona, 1995-96
 96 **Embray, Keith**, DE, Utah, 2000-01
 52 **Ena, Justin**, LB, Brigham Young, 2004
 36 **Evans, Darren**, Virginia Tech, 2012
 32 **Evans, Darrynton**, Appalachian State, 2020-21
 91 **Evans, Josh**, DT, Alabama Birmingham, 1995-99, 2001
 54 **Evans, Rashaan**, LB, Alabama, 2018-21
 86 **Evans, Robert**, E, Texas A&M, 1965
 73 **Evans, Norman**, T, Texas Christian, 1965
 78 **Eyre, Nick**, T, Brigham Young, 1981

F

29 **Fairley, Leonard**, S, Alcorn A&M, 1974
 51 **Fairs, Eric**, LB, Memphis State, 1986-91
 86 **Fanning, Stan**, DE, Idaho, 1964
 67 **Fanucci, Mike**, DE, Arizona State, 1973
 3 **Farley, Caleb**, CB, Virginia Tech, 2021-23
 21 **Farley, Matthias**, S, Notre Dame, 2021
 20 **Farr, Miller**, CB, Wichita State, 1967-69
 53 **Faryniarz, Brett**, LB, San Diego State, 1994
 80 **Fasano, Anthony**, TE, Notre Dame, 2015-16
 71 **Faulkner, Stanley**, T, Texas, 1964
 51 **Favors, Greg**, LB, Mississippi State, 1999-2001
 74 **Ferguson, Gene**, T, Norfolk State, 1971-72
 77 **Fields, Angelo**, T, Michigan State, 1980-81
 56 **Finch, Sharif**, OLB, Temple, 2018-19, 21
 31 **Finnegan, Cortland**, CB, Samford, 2006-11
 86 **Firkser, Anthony**, TE, Harvard, 2018-21
 94 **Fisher, Bryce**, DE, Air Force, 2007
 70/60 **Fisher, Ed**, G, Arizona State, 1974-82
 97 **Fisk, Jason**, DT, Stanford, 1999-2001
 10 **Fitzpatrick, Dez**, WR, Louisville, 2021-22
 4 **Fitzpatrick, Ryan**, QB, Harvard, 2013
 55 **Flannery, John**, G/C, Syracuse, 1991-94
 44 **Fleming, Troy**, FB, Tennessee, 2004-05
 75 **Floyd, Don**, DE, Texas Christian, 1960-68
 83 **Floyd (Seabron), Malcolm**, WR, Fresno State, 1994-96
 32 **Fluellen, David**, RB, Toledo, 2016-19
 53 **Fokou, Moise**, LB, Maryland, 2013
 6 **Folk, Nick**, K, Arizona, 2023
 11/13 **Foote, James**, QB, Delaware Valley, 1974, '76
 88 **Ford, Bernard**, WR, Central Florida, 1990
 92 **Ford, Henry**, DE, Arkansas, 1994-2002
 78 **Ford, Jacob**, DE, Central Arkansas, 2007-10
 45/7 **Foreman, D'Onta**, RB, Texas, 2020-21
 89 **Foster, Eddie**, WR, Houston 1977-78
 78 **Foster, Jerome**, DE, Ohio State, 1983-84
 45 **Fowler, Delbert**, LB, West Virginia, 1981
 53 **Fowler, Jalston**, FB, Alabama, 2015-18
 53 **Fowler, Jerry**, G, N.W. Louisiana, 1964



ALL-TIME PLAYER ROSTER

52 **Fowler, Ryan**, LB, Duke, 2007-08
 59 **Fox, Scott**, LB, Austin Peay*, 1987
 77 **France, Doug**, T, Ohio State, 1983-84
 62 **Franklin, Jerrell**, G, Southern*, 1987
 28 **Frazier, Charles**, WR, Texas Southern, 1962-68
 56 **Frazier, Wayne**, C, Auburn, 1965
 83 **Frazier, Willie**, TE, Arkansas A&M, 1964-65, '71, '75
 94 **Frederick, Mike**, DE, Virginia, 1999
 69 **Freelon, Solomon**, G, Grambling, 1972-74
 62 **Frey, Dick**, G, Texas A&M, 1961
 93 **Frisch, Byron**, DE, Brigham Young, 2000
 16 **Fritsch, Toni**, K, None, 1977-81
 55 **Frongillo, John**, C, Baylor, 1962-66
 22 **Fuller, Vincent**, S, Virginia Tech, 2005-10
 95 **Fuller, William**, DE, North Carolina, 1986-93
 26 **Fulton, Kristian**, CB, Louisiana State, 2020-23
 66 **Funchess, Tom**, T, Jackson State, 1971-73
 17 **Furrer, Will**, QB, Virginia Tech, 1995

G

7 **Gabbert, Blaine**, QB, Missouri, 2018
 12 **Gage, Justin**, WR, Missouri, 2007-10
 69 **Gallik, Andy, C/G**, Boston College, 2015
 35 **Ganther, Quinton**, RB, Utah, 2006-08
 8 **Garcia, Teddy**, K, N.E. Louisiana, 1990
 30 **Gardner, Rich**, CB, Penn State, 2004-05
 59 **Gardner, Gilbert**, LB, Purdue, 2007
 82 **Garrison, Gary**, WR, San Diego State, 1977
 33 **Garror, Eric**, DB, Louisiana-Lafayette, 2023
 38 **Gehring, Mark**, TE, Eastern Washington*, 1987
 73 **Geisinger, Justin**, C/G, Vanderbilt, 2006
 27 **George, Eddie**, RB, Ohio State, 1996-2003
 35/26 **George, Spencer**, RB, Rice, 1997-99
 3 **Gerela, Roy**, K, New Mexico State, 1969-70
 29 **German, Willie**, S, Morgan State, 1975
 13 **Gesser, Jason**, QB, Washington State, 2003
 38 **Ghee, Brandon**, CB, Wake Forest, 2014
 50 **Gibbens, Jack**, LB, Minnesota, 2022-23
 57 **Gifford, Luke**, LB, Nebraska, 2023
 93 **Gilbert, Reggie**, OLB, Arizona, 2019
 88 **Giles, Jimmie**, TE, Alcorn, 1977
 51 **Gipson, Trevis**, OLB, Tulsa, 2023
 87 **Givens, David**, WR, Notre Dame, 2006-07
 81 **Givins, Ernest**, WR, Louisville, 1986-94
 27 **Glick, Freddy**, S, Colorado State, 1961-66
 54 **Glover, Phil**, LB, Utah, 1999
 56 **Godfrey, Randall**, LB, Georgia, 2000-02
 68 **Golic, Mike**, DT, Notre Dame, 1985-87
 69/68 **Goode, Tom**, C, Mississippi State, 1962-65
 50 **Gooden, Zaviar**, LB, Missouri, 2013-14
 68 **Goodman, Brian**, G, UCLA, 1973-74
 99/96 **Gordon, Amon**, DT, Stanford, 2008, 2010
 47 **Gordon, Bobby**, S, Tennessee, 1960
 19 **Gordon, Josh**, WR, Baylor, 2022
 89 **Gordon, Richard**, TE, Miami (Fla.), 2014
 8 **Gossett, Jeff**, P, Eastern Illinois, 1987
 3 **Gostkowski, Stephen**, K, Memphis, 2020
 30 **Gowan, Tay**, DB, Central Florida, 2023
 93 **Graf, Rick**, LB, Wisconsin, 1991-92
 60 **Graham, Aaron**, C, Nebraska, 2002
 86 **Graham, Daniel**, TE, Colorado, 2011
 11 **Graham, T.J.**, WR, North Carolina State, 2014
 32/30 **Granger, Hoyle**, RB, Mississippi State, 1966-70, '72
 62 **Grant, Ken**, G, Howard Payne, 1970
 52 **Grasu, Hroniss**, C, Oregon, 2019
 21 **Gray, Jerry**, CB, Texas, 1992
 74 **Gray, Leon**, OT, Jackson State, 1979-81
 21 **Gray, Mel**, KR/WR, Purdue, 1995-97
 65 **Greaves, Gary**, DE, Miami (Fla.), 1960
 11 **Green, Dave**, P, Ohio, 1973
 20 **Green, Mike**, RB, Houston, 2000-02
 17 **Green-Beckham, Dorial**, WR, Oklahoma, 2015

23 **Greene, Shonn**, RB, Iowa, 2013-14
 36 **Gresham, Bob**, RB, West Virginia, 1973-74
 33 **Griffin, Michael**, S, Texas, 2007-15
 22 **Griffin, Larry**, DB, North Carolina, 1986
 59 **Grimsley, John**, LB, Kentucky, 1984-90
 89 **Groman, Bill**, WR, Heidelberg, 1960-62, '66
 81 **Groth, Jeff**, WR, Bowling Green, 1979-80
 53 **Groves, Quentin**, LB, Auburn, 2014
 57 **Gruneisen, Sam**, C, Villanova, 1973
 85 **Guenther, Gregg**, TE, Southern California, 2005
 60 **Guy, Buzz**, G, Duke, 1961
 46 **Guidry, Paul**, LB, McNeese State, 1973
 33 **Guzik, John**, LB, Pittsburgh, 1961

H

70 **Haayer, Adam**, OT, Minnesota, 2001
 21 **Hadl, John**, QB, Kansas, 1976-77
 80 **Hagan, Derek**, WR, Arizona State, 2014
 86 **Hagwood, Rickey**, DE, South Carolina*, 1987
 93 **Haik, Mac**, WR, Mississippi, 1968-71
 45 **Halapin, Mike**, DT, Pittsburgh, 1996-97
 61 **Hall, Ahmard**, FB, Texas, 2006-11
 61 **Hall, Barry**, OT, Middle Tennessee State, 2001
 97 **Hall, Carlos**, DE, Arkansas, 2002-04
 21 **Hall, Ken**, RB, Texas A&M, 1960-61
 51 **Hall, Lemanski**, LB, Alabama, 1994-97
 78 **Hamilton IV, Woodrow**, DT, Mississippi, 2021
 90 **Hamm, Bob**, DE, Nevada-Reno, 1983-84
 78/94 **Hand, Da'Shawn**, DE, Alabama, 2021-22
 82 **Hannah, Travis**, WR, Southern California, 1993-95
 30 **Hardeman, Don**, RB, Texas A&I, 1975-77
 33 **Harmon, Ronnie**, RB, Iowa, 1996-97
 23 **Harper, Jamie**, RB, Clemson, 2011-12
 20 **Harper, Nick**, CB, Fort Valley State, 2007-09
 32 **Harris, Brandon**, CB, Miami (Fla.), 2014-15
 86 **Harris, Corey**, WR, Vanderbilt, 1992
 96 **Harris, DaJohn**, DT, Southern California, 2012
 38 **Harris, Davontae**, CB, Illinois State, 2022
 88 **Harris, Jackie**, TE, N.E. Louisiana, 1998-99
 61 **Harris, Larry**, G, Oklahoma State, 1978
 80/83 **Harris, Leonard**, WR, Texas Tech, 1987-93
 64 **Harris, Leroy**, G/C, N.C. State, 2007-12
 57 **Harris, Nigel**, LB, South Florida, 2018-19
 27 **Harris, Odie**, S/CB, Sam Houston State, 1995
 26 **Harris, Tuff**, DB, Montana, 2008
 68 **Hart, Bobby**, T, Florida State, 2021
 88/47 **Hartsock, Ben**, TE, Ohio State, 2006-07
 36 **Hartwig, Carter**, DB, Southern California, 1979-84
 77 **Hartwig, Justin**, G, Kansas, 2002-05
 54/88 **Harvey, Claude**, LB, Prairie View, 1970-71
 70 **Harvey, Jim**, G, Mississippi, 1972
 25 **Haskins, Hassan**, RB, Michigan, 2022-23
 8 **Hasselbeck, Matt**, QB, Boston College, 2011-12
 21 **Hatchett, Derrick**, CB, Texas, 1983
 70 **Hatfield, Mark**, T, Bishop's (Que.), 1995
 56 **Havig, Dennis**, G, Colorado, 1976
 35 **Hawkins, Chris**, CB, Louisiana State, 2011
 87 **Hawkins, Lavelle**, WR, California, 2008-12
 86 **Hawkins, Nat**, WR, Nevada-Las Vegas, 1975
 75 **Haye, Jovan**, DT, Vanderbilt, 2009-10
 49 **Hayes, Chad**, TE, Maine, 2002
 62 **Hayes, Jim**, DT, Jackson State, 1965-66
 71 **Hayes, Melvin**, T, Mississippi State, 1996-97
 95 **Hayes, William**, DE, Winston-Salem State, 2008-11
 70 **Hayman, Conway**, G, Delaware, 1975-80
 13 **Haymond, Alvin**, S, Southern, 1973
 92/91 **Haynesworth, Albert**, DT, Tennessee, 2002-08
 38 **Hebert, Jason**, S, Rice, 2002
 72 **Helluin, Jerry**, DT, Tulane, 1960
 53 **Henderson, Thomas**, LB, Langston, 1980
 44 **Hendrickson, Steve**, HB/F, California, 1995
 37/87 **Hennigan, Charlie**, WR, N.W. Louisiana, 1960-66



ALL-TIME PLAYER ROSTER

42	Henry, Chris , RB, Arizona, 2007-09	35	Jackson, Chris , CB, Marshall, 2020-22
22	Henry, Derrick , RB, Alabama, 2016-23	5	Jackson, Kearis , WR, Georgia, 2023
20	Henry, Travis , RB, Tennessee, 2005-06	86	Jackson, Kenny , WR, Penn State, 1989
15	Hentrich, Craig , P/K, Notre Dame, 1998-2009	39	Jackson, Matthew , S, Eastern Kentucky, 2023
73	Herchman, Bill , DT, Texas Tech, 1962	33	Jackson, Ray , RB, Cincinnati, 2003
41	Herndon, Kelly , CB, Toledo, 2007	41	Jackson, Sean , RB, Florida State, 1994
28	Hicks, Dwone , RB, Middle Tennessee State, 2003	24	Jackson, Steve , CB, Purdue, 1991-99
42	Hicks, Skip , RB, UCLA, 2001	84	Jacobs, Ray , DT, Howard Payne, 1963
33	Hicks, W.K. , CB, Texas Southern, 1964-69	49	James, Arrike , TE, Delta State, 1987
32	Highsmith, Alonzo , FB, Miami (Fla.), 1987-89	6	James, John , P, Florida, 1982-84
61	Highsmith, Walter , T, Florida A&M, 1972	70	Jamison, Al , T, Colgate, 1960-62
80	Hill, Darrell , WR, Northern Illinois, 2002-04	23	Jancik, Bobby , S, Lamar Tech, 1962-67
85	Hill, Drew , WR, Georgia Tech, 1985-91	47	Jaquess, Pete , CB, New Mexico, 1964-65
23	Hill, Greg , CB, Oklahoma State, 1983	21	Jefferson, Charles , DB, McNeese State, 1979-80
72	Hill, Kent , G, Georgia Tech, 1986-87	53	Jefferson, Thad , LB, Hawaii*, 1987
21	Hill, Reynaldo , CB Florida, 2005-08	84/80	Jeffries, Haywood , WR, N.C. State, 1987-95
94	Hill, Sammie , DT/NT, Stillman, 2013-15	60	Jenkins, Al , G, Morris Brown, 1973
40	Hilliard, Dontrell , RB, Tulane, 2021-22	25	Jenkins, DeRon , CB, Tennessee, 2001
78	Hines, Glen Ray , T, Arkansas, 1966-70	20	Jenkins, Jackrabbit , CB, North Alabama, 2021
87	Hinton, Eddie , WR, Oklahoma, 1973	15	Jennings, Darius , WR, Virginia, 2017-19
27	Hoage, Terry , S, Georgia, 1993	21	Johns, Pete , S, Tulane, 1967-68
53	Hoaglin, Fred , C, Pittsburgh, 1974-75	81	Johnson, Andre , WR, Miami (Fla.), 2016
3	Hodges, Reggie , P, Ball State, 2009	15	Johnson, Al , S, Cincinnati, 1972-78
34	Hoffman, Dalton , RB, Baylor, 1964-65	96/90	Johnson, Antonio , DT, Mississippi State, 2007, 2013
18	Hogan, Kevin , QB, Stanford, 2021	86	Johnson, Alex , WR, Miami (Fla.), 1991
35	Holcombe, Robert , RB, Illinois, 2002-04	94	Johnson, Austin , DL, Penn State, 2016-19
16/8	Hollister, Cody , WR, Arkansas, 2019-22	33	Johnson, Benny , CB, J.C. Smith, 1970-73
99	Holmes, Kenny , DE, Miami (Fla.), 1997-2000	84	Johnson, Billy , WR/KR, Widener, 1974-80
79	Holmes, Pat , DE, Texas Tech, 1966-72	57	Johnson, Byron , LB, Baylor*, 1987
39/36	Holmes, Robert , RB, Southern, 1971-72, 1975	12	Johnson, Charley , QB, New Mexico State, 1970-71
84	Holston, Mike , WR, Morgan State, 1981-84	28	Johnson, Chris , RB, East Carolina, 2008-13
37	Hood, Rod , CB, Auburn, 2009-10	14	Johnson, Damaris , WR, Tulsa, 2015
37	Hooker, Amani , DB, Iowa, 2019-23	12	Johnson, Doug , QB, Florida, 2004
	Hooligan, Harry , RB, Bishop College, 1965	90	Johnson, Ezra , DE, Morris Brown, 1990-91
81	Hooper, Austin , TE, Stanford, 2022	94	Johnson, Jaleel , DT, Iowa, 2023
24	Hope, Chris , S, Florida State, 2006-11	35	Johnson, John H. , RB, Arizona State, 1966
28	Hopkins, Andy , RB, Stephen F. Austin, 1971	22	Johnson, Kenny , S, Mississippi State, 1986-89
72	Hopkins, Brad , T, Illinois, 1993-2005	11	Johnson, Lee , P, Brigham Young, 1985-87
10	Hopkins, DeAndre , WR, Clemson, 2023	20	Johnson Jr., Lonnie , DB, Kentucky, 2022
36	Hopkins, Roy , RB, Texas Southern, 1967-71	88	Johnson, Marcus , WR, Texas, 2021
29	Houston, Ken , S, Prairie View, 1967-72	97	Johnson, Mike , DE, Illinois, 1984-85
90	Howard, Marcus , DE, Georgia, 2010	44/45	Johnson, Quinn , FB, Louisiana State, 2011-13
66	Howell, Pat , G, Southern California, 1983-85	25	Johnson, Rashad , S, Alabama, 2016
6	Howfield, Ian , K, Tennessee, 1991	38	Johnson, Rich , RB, Illinois, 1969
66	Hubbard, Chris , OL, Alabama-Birmingham, 2023	23	Johnson, Richard , CB, Wisconsin, 1985-92
89	Hudson, Tommy , TE, Arizona State, 2021	32	Johnson, Robert , S, Utah, 2010-12
28	Huff, Marqueston , DB, Wyoming, 2014-15	13	Johnson, Stafon , RB, Southern California, 2010
11	Humphrey, Buddy , QB, Baylor, 1966	52	Johnson, Steve , LB, Kansas, 2015
10	Humphries, Adam , WR, Clemson, 2019-20	45	Johnson, Tracy , FB, Clemson, 1989
51/52	Hunt, Calvin , C, Baylor, 1972-73	57	Johnson, Walter , LB, Louisiana Tech, 1987-88
50	Hunt, Daryl , LB, Oklahoma, 1979-84	68	Johnson, Zack , OL, North Dakota State, 2022
72	Hunt, Kevin , T, Doane (Neb.), 1973-77	41	Johnston, Mark , CB, Northwestern, 1960-63
61	Hunt, Purvis , G/T, Mississippi State, 1995-96	40/18	Joiner, Charlie , WR, Grambling, 1969-72
30	Hunter, Herman , RB, Tennessee State, 1987	57	Joiner, Tim , LB, Louisiana State, 1983-84
15	Hunter, Justin , WR, Tennessee, 2013-15	40	Jolley, Lewis , RB, North Carolina, 1972-73
25	Hunter, Torey , CB, Washington State, 1995	60	Jones, Ben , C, Georgia, 2016-22
20	Hurst, Demontre , CB, Oklahoma, 2018	81	Jones, Brandon , WR, Oklahoma, 2005-08
82	Husmann, Ed , DT, Nebraska, 1961-65	23	Jones, Chris , CB, Nebraska, 2021
73	Hutchinson, Steve , G, Michigan, 2012	90	Jones, DaQuan , DL, Penn State, 2014-20
		25	Jones, Gene , CB, Rice, 1961
		61	Jones, Harris , G, J.C. Smith, 1973-74
		91	Jones, Jason , DT, Eastern Michigan, 2008-11
38	Ittersagen, Pete , CB, Wheaton, 2010	73	Jones, Jamarco , OL, Ohio State, 2022
96	Ivie, Joey , DT, Florida, 2019	42/52	Jones, Joe , LB, Northwestern, 2021-23
28	Iwuoma, Chidi , CB, California, 2007	2	Jones, Julio , WR, Alabama, 2021
85	Izzo, Ryan , TE, Florida State, 2021	57	Jones, Lenoy , LB, Texas Christian, 1996-98
		84	Jones, Mark , WR, Tennessee, 2009
		96	Jones, Mike , DT/DE, N.C. State, 1999
		90	Jones, Naquan , DT, Michigan State, 2021-23
25	Jackson, Adoree' , CB, Southern California, 2017-20	32	Jones, Pacman , CB, West Virginia, 2005-06
39	Jackson, Andrew , RB, Iowa State, 1987	27/31	Jones, Quintin , S, Pittsburgh, 1988-90
46	Jackson, Bob , RB, New Mexico State, 1964	96	Jones, Sean , DE, Northeastern, 1988-93
84	Jackson, Chris , WR, Washington State, 2000		



ALL-TIME PLAYER ROSTER

11 **Jones, Spike**, P, Georgia, 1970
 75 **Jones, Terren**, T, Alabama State, 2014
 82/83 **Jones, Tony**, WR, Texas, 1990-91, 1993
 37/30 **Jones, Victor**, RB, Louisiana State, 1990-91
 71 **Jones, Willie**, DE, Kansas State, 1967
 7 **Joseph, Greg**, K, Florida Atlantic, 2019
 33 **Joseph, Johnathan**, CB, South Carolina, 2020
 31 **Joyner, Larry**, S, Minnesota*, 1987
 38 **Joyner, Willie**, RB, Maryland, 1984

K

26 **Kaesviharn, Kevin**, S, Augustana (S.D.), 2009
 31 **Kafentzis, Kurt**, S, Hawaii*, 1987
 46/28 **Kalu, Joshua**, DB, Nebraska, 2018-20, 2022
 55 **Kassell, Brad**, LB, N. Texas State, 2002-05
 22 **Kay, Bill**, CB, Purdue, 1981-83
 90 **Kearse, Jevon**, DE, Florida, 1999-2003, 2008-09
 59 **Keglar, Stanford**, LB, Purdue, 2008-09
 62 **Kellemeyer, Doug**, G, Brigham Young*, 1987
 58 **Kelley, Mike**, C/G, Notre Dame, 1985-87
 73/72 **Kelly, Bob**, DT, New Mexico State, 1961-64
 71 **Kelly, Dennis**, T, Purdue, 2016-20
 4 **Kempf, Florian**, K, Pennsylvania, 1982-84
 40 **Kendall, Anthony**, CB, Baldwin Wallace, 2023
 34 **Kendall, Chuck**, S, UCLA, 1960
 71 **Kennard, Ken**, DE, Angelo State, 1977-83
 27 **Kennedy, Mike**, DB, Toledo, 1984
 86 **Kent, Joey**, WR, Tennessee, 1997-99
 18 **Kerbow, Randy**, WR, Rice, 1963-64
 6 **Kern, Brett**, P, Toledo, 2009-21
 49 **Key, Arden**, OLB, Louisiana State, 2023
 50/52 **Kidd, Billy**, C, Houston, 1987
 97 **Kilgo, Darius**, NT, Maryland, 2018
 50 **Killens, Terry**, LB, Penn State, 1996-2000
 27 **Kinard, Terry**, S, Clemson, 1990
 41 **Kinderman, Keith**, RB, Florida State, 1965
 57 **Kiner, Steve**, LB, Tennessee, 1974-78
 46 **King, Claude**, RB, Houston, 1961
 95 **King, David**, DE, Oklahoma, 2017
 33 **King II, Desmond**, CB, Iowa, 2020
 30 **King, Eric**, CB, Wake Forest, 2006-08
 30 **King, Kenny**, RB, Oklahoma, 1979
 88 **Kinney, Erron**, TE, Florida, 2000-06
 89 **Kinney, George**, DE, Wylie, 1965
 12 **Kinsey, Mason**, WR, Berry College, 2021-23
 79 **Kirk, Ernest**, DE, Howard Payne, 1977
 64 **Kline, Josh**, G, Kent State, 2016-18
 72 **Klotz, Jack**, T, Penn State, 1964
 97 **Klug, Karl**, DT, Iowa, 2011-17
 21 **Knight, Leander**, S, Montclair State, 1990
 25 **Knoff, Kurt**, DB, Kansas, 1977-78
 99 **Kocurek, Kris**, DT, Texas Tech, 2001-02
 72 **Koncar, Mark**, T, Colorado, 1982
 56 **Kozak, Scott**, LB, Oregon, 1989-93
 57 **Kramer, Jordan**, LB, Idaho, 2003-04
 17 **Krieg, Dave**, QB, Milton (Wisc.), 1997-98
 70 **Kropog, Troy**, OL, Tulane, 2009-10, 2012
 37 **Kush, Rod**, S, Nebraska-Omaha, 1985-86

L

91 **LaBoy, Travis**, DE, Hawaii, 2004-07
 99 **Ladd, Ernie**, DT, Grambling, 1966
 6 **Lambo, Josh**, K, Texas A&M, 2022
 71 **Lamm, Kendall**, T, Appalachian State, 2021
 58 **Landry III, Harold**, OLB, Boston College, 2018-23
 73/72 **Lanphear, Dan**, DE, Wisconsin, 1960, 1962
 34 **Laraway, Jack**, LB, Purdue, 1961
 94 **Larkin, Eric**, T, Miami (Fla.)*, 1987
 57 **Lathon, Lamar**, LB, Houston, 1990-94
 66 **Layman, Jason**, T/G, Tennessee, 1996-99
 83 **Leach, Mike**, TE, William & Mary, 2000-01

15 **Lee, Jacky**, QB, Cincinnati, 1960-63, 1966-67
 86 **Ledbetter, Monte**, WR, N.W. Louisiana, 1967
 62 **LeMoine, Jim**, G, Utah State, 1968-69
 23 **LeVias, Jerry**, WR, Southern Methodist, 1969-70
 61/62 **Levin, Corey**, G/C, Chattanooga, 2017-18, 2021-23
 8 **Levis, Will**, QB, Kentucky, 2023
 67 **Levitre, Andy**, G, Oregon State, 2013-14
 77 **Lewan, Taylor**, T, Michigan, 2014-22
 29 **Lewis, Darryll**, CB, Arizona, 1991-98
 33 **Lewis, Dion**, RB, Pittsburgh, 2018-19
 37 **Lewis, Jess**, LB, Oregon State, 1970
 28 **Lewis, Kendrick**, S, Mississippi, 2018
 45 **Lewis, LaTroy**, OLB, Tennessee, 2018
 55 **Lewis, Richard**, LB, Portland State, 1972
 49 **Lewis, Roderick**, TE, Arizona, 1994-97
 80 **Little, John**, DT, Oklahoma State, 1975-76
 36 **Little, Rafael**, RB, Kentucky, 2008
 10 **Locker, Jake**, QB, Washington, 2011-14
 96 **Logan, Bennie**, DL, Louisiana State, 2018
 59 **Logan, James**, LB, Memphis, 1995
 51 **Long Jr., David**, LB, West Virginia, 2019-22
 60 **Long, Kevin**, C, Florida State, 1998-2001
 99 **Long, Rien**, DT, Washington State, 2003-06
 78 **Looney, Joe**, C, Wake Forest, 2015
 70 **Loper, Daniel**, OT, Texas Tech, 2005-08
 51/53 **Lou, Ron**, C, Arizona State, 1973, 1976
 36 **Love, Jamar**, CB, Arkansas, 2009
 12 **Loveall, Calvin**, CB, Idaho, 1988
 37 **Lowry, Calvin**, S, Penn State, 2006-07
 10 **Luck, Oliver**, QB, West Virginia, 1982-86
 32 **Lumpkin, Ron**, CB, Arizona State, 1975
 40 **Lundy, Dennis**, RB, Northwestern, 1995
 72 **Lutui, Deuce**, G, Southern California, 2012
 28 **Lyday, Allen**, S, Nebraska, 1984-87
 93 **Lyles, Robert**, LB, Texas Christian, 1984-90
 41 **Lynch, Corey**, S, Appalachian State, 2013
 98 **Lyons, Pratt**, DT/DE, Troy State (Ala.), 1997-98

M

38/30/32 **Mabin, Greg**, CB, Iowa, 2020-22
 97 **Mack, Isaiah**, DT, Chattanooga, 2019-20
 98 **Madsen, Lynn**, DE, Washington, 1986
 78 **Maggs, Don**, T/G, Tulane, 1986-92
 94 **Mahelona, Jesse**, DT, Tennessee, 2006-07
 22 **Majors, Joe**, DB, Florida State, 1960
 50 **Malast, Kevin**, LB, Rutgers, 2011-12
 8 **Manning, Archie**, QB, Mississippi, 1982-83
 50 **Maples, Bobby**, C, Baylor, 1965-70
 5 **Marcol, Chester**, K, Hillsdale, 1980
 62 **Marcontell, Ed**, G, Lamar Tech, 1967
 83/87 **Mariani, Marc**, WR, Montana, 2010-13, 2016
 8 **Mariota, Marcus**, QB, Oregon, 2015-19
 94 **Marks, Sen'Derrick**, DT, Auburn, 2009-12
 77 **Marshall, Rich**, DT, Stephen F. Austin, 1967-68
 58 **Marshall, Wilber**, LB, Florida, 1993
 94 **Martin, Charles**, DT, Livingston, 1987
 20 **Martin, Emanuel**, CB, Alabama State, 1993
 31/26 **Martin, Markelle**, S, Oklahoma State, 2012-13
 68 **Martin, Matt**, T, Kansas State, 2002-03
 93 **Martin, Mike**, DL, Michigan, 2012-15
 56/51 **Marts, Lonnie**, LB, Tulane, 1997-98
 69 **Marz, Tyler**, T, Wisconsin, 2018
 82/85 **Mason, Derrick**, WR, Michigan State, 1997-2004
 47 **Maston, Le'Shai**, RB, Baylor, 1993-94
 76 **Mathews, Jason**, T, Texas A&M, 1998-2004
 74 **Mathews, Bruce**, G/C/T, Southern California, 1983-2001
 60/61 **Mathews, Kevin**, C, Texas A&M, 2010-13
 18 **Mathews, Rishard**, WR, Nevada, 2016-18
 11 **Mathews, Steve**, QB, Memphis State, 1998
 66 **Matias, Josue**, G/T, Florida State, 2016
 78 **Matuszak, John**, DT, Tampa, 1973
 55 **Mauck, Carl**, C, Southern Illinois, 1975-81



ALL-TIME PLAYER ROSTER

8 **Mauck, Matt**, QB, Louisiana State, 2005
 68 **Mawae, Kevin**, C, Louisiana State, 2006-09
 42 **Maxwell, Tommy**, S, Texas A&M, 1974
 77 **Mayes, Ben**, DT, Drake, 1969
 80 **Mayo, Ron**, TE, Morgan State, 1973
 86 **Mays, Damon**, WR, Missouri, 1992-93
 81 **McAddley, Jason**, WR, Alabama, 2004
 16/10 **McBride, Tre**, WR, William & Mary, 2015-16
 23 **McCain, Brice**, CB, Utah, 2016-17
 60 **McCanless, Jim**, G, Clemson, 1960
 78 **McCants, Keith**, DE, Alabama, 1993-94
 86/19 **McCareins, Justin**, WR, Northern Illinois, 2001-03, 2008
 52 **McCarthy, Colin**, LB, Miami, 2011-14
 89 **McCloskey, Mike**, TE, Penn State, 1983-85
 22 **McCluster, Dexter**, RB, Mississippi, 2014-15
 71 **McCollum, Bubba**, DT, Kentucky, 1974
 59 **McConnell, Brian**, LB, Michigan, 1973
 30 **McCourty, Jason**, CB, Rutgers, 2009-16
 21 **McCreary, Roger**, CB, Auburn, 2022-23
 28 **McCullough, George**, CB, Baylor, 1997-99
 62 **McDaniel, Wahoo**, LB, Oklahoma, 1960
 84 **McDole, Ron**, DE, Nebraska, 1962
 31 **McDonald, Keith**, WR, San Jose State*, 1987
 30 **McDougald, Bradley**, S, Kansas, 2021
 25 **McDowell, Bubba**, S, Miami (Fla.), 1989-94
 64 **McFadin, Bud**, DT, Texas, 1964-65
 42 **McGarrahan, Scott**, S, New Mexico, 2003-04
 95 **McGhee, Kanavis**, DE, Colorado, 1995
 87 **McKeehan, James**, TE, Texas A&M, 1995-97
 69 **McLendon Jr., TK**, DE, Eastern Kentucky, 2023
 81 **McLeod, Bob**, TE, Abilene Christian, 1961-65
 81/13 **McMath, Racey**, WR, Louisiana State, 2021-22
 26 **McMillian, Audrey**, CB, Houston, 1985-87
 9 **McNair, Steve**, QB, Alcorn State, 1995-2005
 37/48 **McNair, Todd**, RB/FB, Temple, 1994-95
 89 **McNeil, Gerald**, WR, Baylor, 1990
 86 **McNeil, Clifton**, WR, Grambling, 1973
 30/28 **McNichols, Jeremy**, RB, Boise State, 2018, 2020-21
 6 **McPherson, Don**, QB, Syracuse, 1990
 72 **McQuistan, Pat**, G/T, Weber State, 2013
 51 **McRath, Gerald**, LB, Southern Mississippi, 2009-12
 26 **Meadows, Darryl**, DB, Toledo, 1983-84
 91 **Meads, Johnny**, LB, Nicholls State, 1984-92
 84 **Meier, Shad**, TE, Kansas State, 2001-04
 74/75 **Meredith, Dudley**, DT, Lamar Tech, 1963, 1968
 79 **Meredith, Jamon**, T, South Carolina, 2014-15
 29/12/19 **Merkins, Guido**, DB/WR, Sam Houston State, 1978-80
 7 **Mettenberger, Zach**, QB, Louisiana State, 2014-15
 54 **Meyer, John**, LB, Notre Dame, 1966-67
 77 **Michael, Rich**, T, Ohio State, 1960-66
 76 **Mikolas, Doug**, NT, Portland State, 1988
 84 **Miller, Bill**, DT, New Mexico Highlands, 1962
 66 **Miller, Clay**, T, Michigan*, 1987
 71 **Miller, Fred**, T, Baylor, 2000-04
 4 **Miller, Josh**, P, Arizona, 2007-08
 62 **Miller, Ralph**, G, Alabama State, 1972-73
 48/35/55 **Mills, John Henry**, TE/LB, Wake Forest, 1993-96
 12 **Milstead, Charles**, QB, Texas A&M, 1960-61
 30 **Milton, Chris**, CB, Georgia Tech, 2019-20
 89 **Miotke, Frank**, WR, Grand Valley State, 1991
 30 **Mitchell, Donald**, CB, Southern Methodist, 1999-2002
 41 **Mitchell, Leroy**, CB, Texas Southern, 1969-70
 39 **Mitchell, Terrance**, CB, Oregon, 2022
 97 **Mix, Bryant**, DT, Alcorn State, 1996-97
 56 **Moch, Dontay**, OLB, Nevada, 2014
 24 **Molden, Elijah**, CB, Washington, 2021-23
 94 **Montgomery, Glenn**, DT, Houston, 1989-95
 9 **Montgomery, Greg**, P, Michigan State, 1988-93
 24 **Montgomery, Mike**, WR, Kansas State, 1974
 1 **Moon, Warren**, QB, Washington, 1984-93
 42 **Mooney, Collin**, FB, Army, 2012-13
 33 **Moore Jr., A.J.**, S, Mississippi, 2022

11 **Moore, Chris**, WR, Cincinnati, 2023
 32 **Moore, Ricky**, FB, Alabama*, 1987
 22 **Moore, Zeke**, CB, Lincoln, 1967-77
 76 **Moran, Eric**, T, Washington, 1984-86
 90/91 **Morgan, Derrick**, DE/OLB, Georgia Tech, 2010-18
 67 **Morgan, Karl**, DT, UCLA, 1986
 30 **Moriarty, Larry**, FB, Notre Dame, 1983-86
 6 **Moroski, Mike**, QB, California-Davis, 1985
 28 **Morris, Aric**, S, Michigan State, 2000-02
 50 **Morris, Dennit**, LB, Oklahoma, 1960-61
 78 **Morrison, Ron**, T, New Mexico, 1960
 11 **Moseley, Mark**, K, Stephen F. Austin, 1971-72
 84 **Moss, Randy**, WR, Marshall, 2010
 83 **Moulds, Eric**, WR, Mississippi State, 2007
 53 **Mount, Deiontrez**, LB, Louisville, 2015
 29 **Mouton, Ryan**, CB, Hawaii, 2009-12
 87 **Mrosko, Bob**, TE, Penn State, 1989
 28 **Muhammad, Khalfani**, RB, California, 2017
 89 **Mulligan, Matthew**, TE, Maine, 2014
 80 **Mullins, Eric**, WR, Stanford, 1984-85
 63 **Munchak, Mike**, G, Penn State, 1982-93
 52/69 **Munyer, Daniel**, C, Colorado, 2020-22
 91 **Murchison, Larrell**, DL, North Carolina State, 2020-22
 50 **Murdock, Guy**, C, Michigan, 1972
 15 **Murdock, O.J.**, WR, Fort Hays State, 2011
 42 **Murphy, Caleb**, OLB, Ferris State, 2023
 56 **Murphy, Mike**, LB, S.W. Missouri State, 1979
 0 **Murphy-Bunting, Sean**, CB, Central Michigan, 2023
 29 **Murray, DeMarco**, RB, Oklahoma, 2016-17
 73 **Murray, Justin**, OL, Cincinnati, 2023
 77 **Musgrove, Spain**, DT, Utah State, 1970
 32 **Myers, Bobby**, S, Wisconsin, 2000-02

N

57 **Nande, Terna**, LB, Miami (Ohio), 2006
 14 **Naponic, Bob**, QB, Illinois, 1970
 42 **Nash, Damien**, RB, Missouri, 2005
 48 **Natkin, Brian**, TE, Texas El-Paso, 2001
 41 **Neal, Lorenzo**, FB, Fresno State, 1999-00
 6 **Nedney, Joe**, K, San Jose State, 2001-04
 46 **Neighbors, Connor**, FB, Louisiana State, 2015
 75 **Neil, Kenny**, DE, Iowa State*, 1987
 22 **Nelson, Benny**, S, Alabama, 1964
 83 **Nery, Ron**, DE, Kansas State, 1963
 78 **Newhouse, Marshall**, T, Texas Christian, 2020
 67 **Newman, Xavier**, C/G, Baylor, 2022-23
 26/27 **Newsom, Tony**, CB, Stephen F. Austin, 1987
 46 **Nicholson, Oliver**, LB, Texas Southern, 1975
 23 **Nickey, Donnie**, S, Ohio State, 2003-10
 14 **Nielsen, Gifford**, QB, Brigham Young, 1978-83
 14 **Nix, Kent**, QB, Texas Christian, 1972
 64 **Norgard, Erik**, C/G, Colorado, 1990-98
 43 **Norton, Jim**, S, Idaho, 1960-68
 93 **Nunley, Jeremy**, DE, Alabama, 1994-95

O

98 **Odom, Antwan**, DE, Alabama, 2004-07
 52 **Odom, Sammy**, LB, N.W. Louisiana, 1964
 14 **O'Donnell, Neil**, QB, Maryland, 1999-03
 72 **Oher, Michael**, T, Mississippi, 2014
 61 **Ojukwu, John**, OL, Boise State, 2023
 85 **Okonkwo, Chig**, TE, Maryland, 2022-23
 23 **Okotcha, Bennett**, CB, Texas-San Antonio, 2016
 59 **Okuayinonu, Sam**, DE, Maryland, 2022
 37 **Olerich, Dave**, LB, San Francisco, 1971
 39 **Oliver, Hubert**, FB, Arizona, 1986
 69 **Olsen, Eric**, G/C, Notre Dame, 2014
 75 **Olson, Benji**, G, Washington, 1998-2007
 45 **Onesti, Larry**, LB, Northwestern, 1962-65
 98 **Orakpo, Brian**, OLB, Texas, 2015-18
 26 **Orlando, Bo**, S, West Virginia, 1990-94



ALL-TIME PLAYER ROSTER

85 **Orr, Jonathan**, WR, Wisconsin, 2006
 20/36 **Orr, Kareem**, CB, Chattanooga, 2019-20
 44 **Orzech, Matt**, LS, Azusa Pacific, 2020
 67 **Otto, Bob**, DE, Idaho State*, 1987
 66 **Otto, Mike**, T, Purdue, 2007-13
 40 **Ours, Wes**, FB, West Virginia, 2001
 47 **Overton, Matt**, LS, Western Washington, 2020
 71 **Owens, Joe**, DE, Alcorn State, 1976

P

62 **Page, Craig**, C, Georgia Tech, 1999
 5 **Palmer, Jordan**, QB, Texas-El Paso, 2014
 50 **Palmer, Nate**, LB, Illinois State, 2016-18
 66 **Pamphile, Kevin**, G/T, Purdue, 2018-19
 74 **Parker, Willie**, DT, Arkansas AM&N, 1967-70
 3 **Parkey, Cody**, K, Auburn, 2019
 20 **Parks, Billy**, WR, Cal State-Long Beach, 1973-75
 83 **Parks, Dave**, WR, Texas Tech, 1973
 89 **Parks, Jeff**, TE, Auburn, 1986-87
 30 **Parrish, Bernie**, CB, Florida, 1966
 18 **Parsley, Cliff**, P, Oklahoma State, 1977-82
 7 **Pastorini, Dan**, QB, Santa Clara, 1971-79
 68 **Pasztor, Austin**, OL, Virginia, 2018
 33 **Payton, Jarrett**, RB, Miami (Fla.), 2005
 79 **Patu, Saul**, DT, Oregon, 2001
 44 **Peacock, Johnny**, S, Houston, 1969-70
 35 **Pearman, Alvin**, RB, Virginia, 2009
 10 **Pease, Brent**, QB, Montana, 1987-88
 72/92 **Peevy, Jayden**, DE, Texas A&M, 2022-23
 72 **Peguete, Willis**, DE, Miami (Fla.), 1990-92
 95 **Peko, Kyle**, DT, Oregon State, 2021, 2023
 32 **Pellerin, Micah**, DB, Hampton, 2013
 52 **Pennison, Jay**, C, Nicholls State, 1986-90
 64 **Perkins, Willis**, G, Texas Southern, 1961, 1963
 20 **Perry, Seniorise**, RB, Louisville, 2020
 32 **Perry, Vernon**, S, Jackson State, 1979-82
 56 **Perlo, Phil**, G, Maryland, 1960
 69 **Petersmark, Brett**, C, Eastern Michigan*, 1987
 8 **Peterson, Adrian**, RB, Oklahoma, 2021
 78 **Petit-Frere, Nicholas**, OL, Ohio State, 2022-23
 85 **Petrowski, Jamie**, TE, Indiana State, 2007
 67 **Petrus, Mitch**, G, Arkansas, 2012
 77 **Pettyjohn, Barry**, T, Pittsburgh, 1987
 35 **Phenix, Perry**, S, Southern Mississippi, 1998-2001
 18 **Phillips, Kyle**, WR, UCLA, 2022-23
 58 **Phillips, Shaun**, OLB, Purdue, 2014
 61 **Phillips, Wes**, T, Lenoir Rhyne, 1979
 86 **Pickens, Carl**, WR, Tennessee, 2000
 61 **Pilgrim, Evan**, G, Brigham Young, 1998
 69/71 **Piller, Zach**, G, Florida, 1999-2006
 20 **Pinkett, Allen**, RB, Notre Dame, 1986-91
 92 **Pitoitua, Ropati**, DE, Washington State, 2013-15
 53 **Pitts, Hugh**, C, Texas Christian, 1960
 31 **Pollard, Bernard**, S, Purdue, 2013-14
 88 **Poole, Bob**, TE, Clemson, 1966-67
 39 **Poole, Larry**, RB, Kent State, 1978
 38 **Poole, Tyrone**, CB, Fort Valley State, 2008
 44 **Porter, Daryl**, S, Boston College, 2001
 61 **Portis, Marico**, G, Alabama, 2004
 2 **Post, Dickie**, RB, Houston, 1971
 73 **Poutasi, Jeremiah**, G/T, Utah, 2015
 14 **Preston, Michael**, WR, Heidelberg, 2012-13
 84 **Preston, Roell**, WR, Mississippi, 1999
 58 **Pritchard, Ron**, LB, Arizona State, 1969-72
 85 **Pruitt, MyCole**, TE, Southern Illinois, 2018-21

Q

46 **Queen, Jeff**, TE, Morgan State, 1974
 72 **Quessenberry, David**, San Jose State, 2019-21
 54 **Quinn, Steve**, C, Notre Dame, 1968

R

86 **Rader, Kevin**, TE, Youngstown State, 2022-23
 75 **Radunz, Dillon**, OL, North Dakota State, 2021-23
 11 **Ramsey, Patrick**, QB, Tulane, 2009
 31 **Randall, Marcus**, S, Louisiana State, 2005
 68 **Randall, Tom**, G, Iowa State, 1979
 21 **Randle, Tate**, DB, Texas Tech, 1982
 12 **Ransom, Brian**, QB, Tennessee State, 1983-84
 57 **Ray, Wyatt**, OLB, Boston College, 2020, 2022
 14 **Raymond, Kalif**, WR, Holy Cross, 2019-20
 8 **Reaves, John**, QB, Florida, 1981
 89 **Reed, Alvin**, TE, Prairie View, 1967-72
 42 **Reed, Brooks**, OLB, Arizona, 2020
 66 **Reed, Leo**, G, Colorado State, 1961
 37/24 **Reed, Kalan**, CB, Southern Mississippi, 2016-17
 41 **Reese IV, Otis**, LB, Mississippi, 2023
 60 **Regner, Tom**, G, Notre Dame, 1967-72
 97 **Reid, Caraun**, DT, Princeton, 2021
 67 **Reid, Jim**, T/G, Virginia, 1994-95
 23 **Reid, John**, DB, Penn State, 2022
 64 **Reihner, George**, G, Penn State, 1977-80, '82
 37 **Reinfeldt, Mike**, S, Wisconsin-Milwaukee, 1976-83
 82 **Renfro, Mike**, WR, Texas Christian, 1978-83
 25 **Reynaud, Darius**, RB/KR/PR, West Virginia, 2012-13
 18 **Reynolds, Josh**, WR, Texas A&M, 2021
 51 **Reynolds, Robert**, LB, Ohio State, 2004-06
 17 **Rhome, Jerry**, QB, Tulsa, 1970
 80 **Rice, Andy**, DT, Texas Southern, 1967
 85 **Rice, Floyd**, LB, Alcorn A&M, 1971-73
 72 **Rice, George**, DT, Louisiana State, 1966-70
 56 **Rice, Monty**, LB, Georgia, 2021-23
 7 **Richardson, Bucky**, QB, Texas A&M, 1992-94
 24 **Richardson, Mike**, RB, Southern Methodist, 1969-71
 83/81 **Richardson, Rico**, WR, Jackson State, 2014-15
 30 **Rieves, Charles**, LB, Houston, 1964
 37/28 **Riggs, Cody**, CB, Notre Dame, 2015-16
 53 **Riley, Avon**, LB, UCLA, 1981-86
 46/35 **Riley, Curtis**, CB, Fresno State, 2015-17
 21 **Ringer, Javon**, RB, Michigan State, 2009-12
 16 **Ritchey, James**, QB, Stephen F. Austin, 1996
 85 **Roaches, Carl**, KR, Texas A&M, 1980-84
 46/80 **Roan, Michael**, TE, Wisconsin, 1995-99
 50 **Roberson, Derick**, OLB, Sam Houston State, 2019-21
 90 **Roberson, James**, DE, Florida State, 1996-98
 56 **Roberts, Guy**, LB, Maryland, 1972-75
 68 **Roberts, Tim**, DT, Southern Mississippi, 1992-94
 73 **Robertson, Bob**, T, Illinois, 1968
 31 **Robertson, Marcus**, S, Iowa State, 1991-2000
 50/55 **Robinson, Eddie**, LB, Alabama State, 1992-95, 1998-2001
 18 **Robinson, Paul**, RB, Arizona, 1972-73
 37 **Robinson, Rafael**, S, Wisconsin, 1996
 82 **Roby, Courtney**, WR, Indiana, 2005-06
 7 **Roby, Reggie**, P, Iowa, 1996-97
 34 **Rodgers, Willie**, RB, Kentucky State, 1972-75
 61 **Rodriguez, Joel**, C, Miami (Fla.), 2005
 80 **Rogers, Chester**, WR, Grambling State, 2021
 21 **Rolle, Samari**, CB, Florida State, 1998-2004
 55 **Romano, Jim**, C, Penn State, 1984-86
 70 **Roos, Jordan**, G, Purdue, 2022
 71 **Roos, Michael**, T, Eastern Washington, 2005-14
 58 **Rossovich, Tim**, LB, Southern California, 1976
 33/30 **Rozier, Mike**, RB, Nebraska, 1985-90
 87 **Rucker, Conrad**, TE, Southern, 1978-79
 77 **Rudolph, Council**, DE, Kentucky State, 1972
 69 **Runyan, Jon**, T, Michigan, 1996-99
 95 **Rush, Anthony**, DT, Alabama-Birmingham, 2021
 55 **Rushing, Marion**, LB, Southern Illinois, 1968
 86/85 **Russell, Derek**, WR, Arkansas, 1995-97
 76 **Rupcich, Andrew**, OL, Culver-Stockton, 2023
 55 **Ruud, Barrett**, LB, Nebraska, 2011
 26 **Ryan, Logan**, CB, Rutgers, 2017-19



ALL-TIME PLAYER ROSTER

S

76 **Saffold III, Rodger**, G, Indiana, 2019-21
 95 **Salave'a, Joe**, DT, Arizona, 1998-2001
 73 **Salem, Harvey**, T, Cal-Berkeley, 1983-86
 70 **Sambrailo, Ty**, T, Colorado State, 2020-21
 91/73 **Sampson, Greg**, DE/T, Stanford, 1972-78
 81/18 **Sanders, Chris**, WR, Ohio State, 1995-2002
 73 **Sanderson, Scott**, T, Washington State, 1997-2000
 40 **Sandy, Justin**, S, Northern Iowa, 2004-05
 20 **Sankey, Bishop**, RB, Washington, 2014-15
 7 **Santos, Cairo**, K, Tulane, 2019
 3 **Santoso, Ryan**, K, Minnesota, 2019
 38 **Sargent, Mekhi**, RB, Iowa, 2021
 64 **Saul, Ron**, G, Michigan State, 1970-75
 95 **Savage, Josh**, DE, Utah, 2006
 81 **Sawyer, John**, TE, Southern Mississippi, 1975-76
 80 **Scaife, Bo**, TE, Texas, 2005-10
 57 **Scanlon, Rich**, LB, Syracuse, 2007
 81 **Schifino, Jake**, WR, Akron, 2002-04
 35 **Schillinger, Shann**, S, Montana, 2013
 52 **Schmidt, Bob**, C, Minnesota, 1961-63
 95 **Schobel, Bo**, DE, Texas Christian, 2004-05
 52 **Schobert, Joe**, LB, Wisconsin, 2022
 39 **Schommer, Nick**, S, North Dakota State, 2010
 62 **Schuhmacher, John**, G, Southern California, 78-85
 31 **Schulters, Lance**, S, Hofstra, 2002-04
 75 **Schultz, Bill**, G, Southern California, 1994
 62 **Schwenke, Brian**, C, California, 2013-17
 78 **Scott, DeQuincy**, DE/DT, Southern Mississippi, 2006
 73 **Scott, Jake**, G, Idaho, 2008-11
 53 **Seale, Eugene**, LB, Lamar, 1987-92
 21 **Searcy, Da'Norris**, S, North Carolina, 2015-17
 24 **Sensabaugh, Coty**, CB, Clemson, 2012-15
 37/45 **Severson, Jeff**, S, Cal State-Long Beach, 1973-74
 19 **Sharpe, Tajaé**, WR, Massachusetts, 2016-19
 59 **Shaw, Tim**, LB, Penn State, 2010-12
 36 **Sheffield, Kendall**, DB, Ohio State, 2023
 96 **Sheppard, Malcolm**, DT, Arkansas, 2010-11
 80 **Shiancoe, Visanthe**, TE, Morgan State, 2013
 74 **Shirkey, George**, DT, Stephen F. Austin, 1960-61
 11 **Shudak, Caleb**, K, Iowa, 2022
 37 **Sidney, Dainon**, CB, Alabama Birmingham, 1998-2002
 51 **Simerson, John**, G, Purdue, 1960
 98 **Simmons, Jeffery**, DT, Mississippi State, 2019-23
 8/7 **Simms, Chris**, QB, Texas, 2008, 2010
 96 **Simon, Corey**, DT, Florida State, 2007
 45 **Simon, John**, RB, Louisiana Tech, 2002
 59 **Simon, John**, OLB, Ohio State, 2021
 71 **Simonsen, Todd**, T, South Dakota State, 1976
 36 **Sims, LeShaun**, CB, Southern Utah, 2016-19
 59 **Sirmon, Peter**, LB, Oregon, 2000-06
 90 **Skaugstad, Daryle**, DT, California-Berkeley, 1981-82
 8 **Skelton, John**, QB, Fordham, 2013
 59 **Skipper, Tuzar**, OLB, Toledo, 2020
 77 **Skoronski, Peter**, OL, Northwestern, 2023
 38 **Skrine, Buster**, CB, Chattanooga, 2021
 10 **Slack, Reggie**, QB, Auburn, 1990-91
 89/84 **Slaughter, Webster**, WR, San Diego State, 1992-94
 41 **Sledge, Leroy**, RB, Bakersfield J.C., 1971
 2 **Sloman, Sam**, K, Miami (Ohio), 2020
 27 **Small, Donovan**, S, Minnesota*, 1987
 18 **Small, O.J.**, WR, Florida, 2005
 39 **Smiley, Tom**, RB, Lamar Tech, 1970
 54 **Smith, Andre**, LB, North Carolina, 2022
 54 **Smith, Al**, LB, Utah State, 1987-96
 25 **Smith, Anthony**, S, Syracuse, 2011
 32 **Smith, Antowain**, RB, Houston, 2004
 23 **Smith, Bob**, S, Miami (Ohio), 1968
 77 **Smith, Bubba**, DE, Michigan State, 1975-76
 32 **Smith, Dave**, RB, Ripon, 1960-64
 87 **Smith, Dave**, WR, Indiana (Pa.), 1972
 20 **Smith, D'Joun**, CB, Florida Atlantic, 2016

99 **Smith, Doug**, DT, Auburn, 1985-92
 81 **Smith, Jonnu**, TE, Florida International, 2017-20
 54 **Smith, Larry**, LB, Kentucky*, 1987
 98/96 **Smith, Robaire**, DT, Michigan State, 2000-03, 2006
 45 **Smith, Rod**, RB, Ohio State, 2019
 11 **Smith, Rusty**, QB, Florida Atlantic, 2010-13
 93 **Smith, Shaun**, DT, South Carolina, 2011
 77 **Smith, Sid**, C, Southern California, 1974
 83 **Smith, Tim**, WR, Nebraska, 1980-86
 70/85 **Smith, Tody**, DE, Southern California, 1973-76
 33/23 **Smith, Tye**, CB, Towson, 2017-20
 72 **Sochia, Brian**, DT, N.W. Oklahoma, 1983-85
 90 **Solomon, Scott**, DE, Rice, 2012
 29 **Sowells, Rich**, DB, Alcorn State, 1977
 60/67 **Spain, Quinton**, G, West Virginia, 2015-18
 92 **Spears, Anthony**, DE, Portland State, 1989
 32 **Spears, Tyjae**, RB, Tulane, 2023
 24 **Spence, Julian**, S, Huston-Tillotson, 1960-61
 55 **Spence, Sean**, LB, Miami (Fla.), 2016
 60 **Spencer, Chris**, G/C, Mississippi, 2013-14
 56 **Spencer, Cody**, LB, North Texas, 2004-05
 32 **Spikes, Jack**, RB/K, Texas Christian, 1965
 42 **Spillane, Robert**, LB, Western Michigan, 2018
 12 **Stabler, Ken**, QB, Alabama, 1980-81
 39/24 **Stafford, Daimion**, S, Nebraska, 2013-16
 59 **Stallings, Dennis**, LB, Illinois, 1997-98
 97 **Stallworth, Taylor**, DT, South Carolina, 2023
 57 **Stamer, Josh**, LB, South Dakota, 2008
 57 **Staples, Justin**, LB, Illinois, 2014-16
 90 **Starks, Randy**, DT, Maryland, 2004-07
 69 **Steinfeld, Al**, G/T, C.W. Post, 1983
 70 **Steinkuhler, Dean**, G/T, Nebraska, 1984-91
 27 **Stemrick, Greg**, CB, Colorado State, 1975-82
 67 **Stensrud, Mike**, DT, Iowa State, 1979-85
 53 **Stepnoski, Mark**, C, Pittsburgh, 1995-98
 88 **Stevens, Craig**, TE, California, 2008-15
 76 **Stewart, David**, T, Mississippi State, 2005-13
 81 **Stewart, Josh**, WR, Oklahoma State, 2014
 26 **Stewart, Rayna**, S/CB, Northern Arizona, 1996-97
 68 **Stingily, Byron**, T, Louisville, 2011-14
 61 **Stinnie, Aaron**, G, James Madison, 2018-19
 70 **Stith, Carel**, DT, Nebraska, 1967-69
 88 **Stocker, Luke**, TE, Tennessee, 2017-18
 69 **Stoepel, Terry**, T, Tulsa, 1970
 36 **Stone, Donnie**, RB, Arkansas, 1966
 4 **Stonehouse, Ryan**, P, Colorado State, 2022-23
 68 **Stotter, Rich**, LB, Houston, 1968
 74 **Strahan, Arthur**, DE, Texas Southern, 1965
 53/56 **Stringer, Art**, LB, Ball State, 1977-81
 4 **Strong, Jasper**, WR, Illinois, 1995
 97 **Strong, Kevin**, DE, Texas-San Antonio, 2021-22
 68/76/75 **Stroth, Vince**, G, Brigham Young, 1987-88
 98 **Studaway, Mark**, DE, Tennessee, 1984
 68 **Studdard, Les**, C, Texas, 1983
 62 **Sturm, Jerry**, C, Illinois, 1971
 8/4 **Succop, Ryan**, K, South Carolina, 2014-19
 22 **Suci, Bob**, S, Michigan State, 1962
 76 **Suggs, Walt**, T, Mississippi State, 1962-71
 7/8 **Sullivan, Kent**, P, California-Lutheran, 1991, 1993
 8 **Superick, Steve**, P, West Virginia*, 1987
 89 **Supernaw, Phillip**, TE, Ouachita Baptist, 2015-17
 40 **Sutton, Mickey**, S, Auburn, 1966
 93 **Sutton, Mike**, DE, Louisiana State, 1998
 76 **Svitek, Will**, T, Stanford, 2014
 87 **Swaim, Geoff**, TE, Texas, 2020-22
 64 **Swatland, Dick**, G, Notre Dame, 1968

I

61 **Talamini, Bob**, G, Kentucky, 1960-67
 17 **Tannehill, Ryan**, QB, Texas A&M, 2019-23
 11 **Tanney, Alex**, QB, Monmouth, 2015-17
 93 **Tart, Teair**, NT, Florida International, 2020-23



ALL-TIME PLAYER ROSTER

80 **Tasker, Steve**, WR, Northwestern, 1985-86
 28 **Tatum, Jack**, DB, Ohio State, 1980
 41 **Tavai, J.R.**, LB, Southern California, 2015
 42 **Taylor, Altie**, RB, Utah State, 1976
 87 **Taylor, Lionel**, WR, New Mexico Highlands, 1967-68
 70/77 **Taylor, Malcolm**, DE, Tennessee State, 1982-83, '86
 13 **Taylor, Taywan**, WR, Western Kentucky, 2017-18
 71 **Teeter, Mike**, DE, Michigan, 1993-94
 82 **Thigpen, Yancey**, WR, Winston-Salem State, 1998-2000
 28 **Thomas, Bill**, RB, Boston College, 1973
 36 **Thomas, Dee**, CB, Nicholls State, 1990
 89 **Thomas, Earl**, WR/TE, Houston, 1976
 35 **Thomas, Jemea**, DB, Georgia Tech, 2014
 94 **Thomas, Juqua**, DE, Oklahoma State, 2001-04
 74 **Thomas, Lee**, DE, Jackson State, 1975
 20 **Thomas, Rodney**, RB, Texas A&M, 1995-98
 16 **Thomas, Sloan**, WR, Texas, 2005
 70 **Thomas, Stan**, T, Texas, 1993-95
 28 **Thomaselli, Rich**, RB, West Virginia-Wesleyan, 1981-82
 28 **Thompson, Emmuel**, CB, Texas A&I*, 1987
 29 **Thompson, Josh**, DB, Texas, 2022
 28/37 **Thompson, Lamont**, S, Washington State, 2003-06
 84 **Thompson, Taylor**, TE, Southern Methodist, 2012-14
 51 **Thompson, Ted**, LB, Southern Methodist, 1975-84
 50 **Thornton, David**, LB, North Carolina, 2006-10
 80 **Thornton, James**, TE, Cal State-Fullerton, 1995
 78 **Thornton, John**, DT, West Virginia, 1999-2002
 72 **Throckmorton, Calvin**, OL, Oregon, 2023
 18 **Thurman, Andrae**, WR, Southern Oregon, 2005
 58 **Thweatt, Byron**, LB, Virginia, 2001
 78 **Tilleman, Mike**, DT, Montana, 1971-72
 33/32 **Tillman, Spencer**, RB, Oklahoma, 1987-88, 1992-94
 47 **Tobin, Bill**, RB, Missouri, 1963
 44 **Tolar, Charles**, RB, N.W. Louisiana, 1960-66
 42 **Tolbert, Jim**, CB, Lincoln, 1972
 11 **Tolliver, Billy Joe**, QB, Texas Tech, 1994
 49 **Toone, Spencer**, LB, Utah, 2006
 76 **Towns, Morris**, T, Missouri, 1977-83
 8 **Townsend, Johnny**, P, Florida, 2021
 47 **Trammell, Allen**, S, Florida, 1966
 79 **Trask, Orville**, DT, Rice, 1960-61
 41 **Trawick, Brynden**, S, Troy, 2017-18
 79 **Tretola, Sebastian**, G, Arkansas, 2016
 86/84 **Troupe, Ben**, TE, Florida, 2004-07
 10 **Trull, Don**, QB, Baylor, 1964-69
 98 **Tuatagaloa, Natu**, DT/DE, California, 1995
 20 **Tullis, Willie**, DB, Troy State, 1981-84
 55 **Tulloch, Stephen**, LB, N.C. State, 2006-10
 95 **Turner, Dwain**, DT, Rice*, 1987
 59 **Turner, Rob**, C/G, New Mexico, 2013
 86 **Turzilli, Andrew**, WR, Rutgers, 2015
 59 **Tuszka, Derrek**, OLB, North Dakota State, 2022

U

56 **Underwood, Olen**, LB, Texas, 1966-70
 96 **Urban, Brent**, DE, Virginia, 2019

V

24 **Vaccaro, Kenny**, S, Texas, 2018-20
 45 **Valentine, Ira**, RB, Texas A&M, 1987
 93 **Vanden Bosch, Kyle**, DE, Nebraska, 2005-09
 73 **Vanoy, Vernon**, DT, Kansas, 1973
 99 **Veal, Demetrin**, DT, Tennessee, 2007
 71/75 **Veasey, Craig**, DT/DE, Houston, 1992-93, 1995
 61 **Velasco, Fernando**, C/G, Georgia, 2009-12
 88 **Verhulst, Chris**, TE, Chico State, 1988-89
 20 **Verner, Alterraun**, CB, UCLA, 2010-13
 96 **Vickerson, Kevin**, DT, Michigan State, 2007-09
 20 **Vildor, Kindle**, CB, Georgia Southern, 2023
 34 **Viltz, Theo**, CB, Southern California, 1966
 50 **Vogel, Paul**, LB, South Carolina*, 1987

31 **Voight, Mike**, RB, North Carolina, 1977
 12/7 **Volek, Billy**, QB, Fresno State, 2000-06

W

36 **Waddell, Michael**, CB, North Carolina, 2004-06
 19 **Wade, Bobby**, WR, Arizona, 2005-06
 53 **Wainscott, Lloyd**, LB, Texas, 1969-70
 91 **Wake, Cameron**, OLB, Penn State, 2019
 93 **Walden, Erik**, OLB, Middle Tennessee State, 2017
 42 **Walker, D'Andre**, OLB, Georgia, 2019
 82 **Walker, Delanie**, TE, Central Missouri, 2013-19
 95 **Walker, DeMarcus**, DL, Florida State, 2022
 25 **Walker, Denard**, CB, Louisiana State, 1997-2000
 96 **Walker, Gary**, DT, Auburn, 1995-98
 29 **Walker, Joe**, S, Nebraska, 2001
 77 **Walker, Rod**, DT, Troy State, 2000
 15 **Walker, Wayne**, K, N.W. Louisiana, 1968
 52 **Wallace, Aaron**, OLB, UCLA, 2016-18
 89 **Wallace, Cooper**, TE, Auburn, 2006
 35 **Wallace, K'Von**, S, Clemson, 2023
 35 **Wallace, Ray**, FB, Purdue, 1986-87
 64 **Wallner, Fred**, G, Notre Dame, 1960
 54 **Wallow, Garret**, LB, Texas Christian, 2023
 86/82/84 **Walls, Herkie**, WR, Texas, 1983-85
 32 **Walsh, Ward**, RB, Colorado, 1971-72
 87 **Walter, Kevin**, WR, Eastern Michigan, 2013
 83 **Walters, Joey**, WR, Clemson, 1987
 77 **Walton, Sam**, T, East Texas State, 1971
 64 **Wand, Seth**, T, N.W. Missouri State, 2006
 33/20 **Ward, Jonathan**, RB, Central Michigan, 2022-23
 70 **Warmack, Chance**, G, Alabama, 2013-16
 26/29 **Washington, Leon**, RB, Florida State, 2013-14
 85 **Washington, Nate**, WR, Tiffin, 2009-14
 53/59 **Washington, Ted**, LB, Mississippi Valley, 1973-82
 23 **Washington, Vic**, RB, Wyoming, 1974
 57 **Watson, Ed**, LB, Grambling, 1969
 99 **Weaver, Rashad**, OLB, Pittsburgh, 2021-23
 38 **Webb, B.W.**, CB, William & Mary, 2015
 90 **Webster, George**, LB, Michigan State, 1967-72
 3 **Weeden, Brandon**, QB, Oklahoma State, 2017
 14 **Weems, Eric**, WR, Bethune-Cookman, 2017
 86 **Wegener, Bucky**, DT, Missouri, 1962-63
 28 **Weger, Mike**, S, Bowling Green, 1976-77
 20 **Weir, Sammy**, WR, Arkansas State, 1965
 88 **Wellman, Gary**, WR, Southern California, 1991-94
 56 **Wells, Ray**, LB, Arizona, 2003
 70 **Wells, Robert**, T, J.C. Smith, 1972
 41 **Wells, Terence**, RB, Southern Mississippi, 1974
 88 **Wesco, Trevon**, TE, West Virginia, 2023
 35 **West, Terrance**, RB, Towson, 2015
 15 **Westbrook-Ikhine, Nick**, WR, Indiana, 2020-23
 63 **Wharton, Hogan**, G, Houston, 1960-63
 33 **White, Bob**, RB, Ohio State, 1960
 79 **White, Jim**, DE, Colorado State, 1974-75
 86 **White, John**, TE, Texas Southern, 1960-61
 25 **White, LenDale**, RB, Southern California, 2006-09
 44 **White, Lorenzo**, RB, Michigan State, 1988-94
 79 **White, Marcus**, DT, Murray State, 2005
 29 **White, Robert**, CB, Lamar*, 1987
 12 **Whitehurst, Charlie**, QB, Clemson, 2014-15
 79 **Whitley, Wilson**, DT, Houston, 1983
 38 **Whittington, C.L.**, FS, Prairie View, 1974-78
 81 **Whyte, Josh**, TE, Cincinnati, 2023
 89 **Wick, Cole**, TE, Incarnate Word, 2018
 63 **Wilkerson, Doug**, G, North Carolina Central, 1970
 33 **Wilkins, Jordan**, RB, Mississippi, 2021
 42 **Williams, Armon**, S/LB, Arizona, 1997
 41 **Williams, Cary**, CB, Washburn, 2008-09
 17 **Williams, Damian**, WR, Southern California, 2010-13
 73 **Williams, David**, T, Florida, 1989-95
 69 **Williams, Doug**, T/G, Texas A&M, 1986-88
 87 **Williams, Jamie**, TE, Nebraska, 1984-88



ALL-TIME PLAYER ROSTER

40 **Williams, Jordan**, OLB, Tennessee, 2019
 97 **Williams, Lee**, DE, Bethune-Cookman, 1991-93
 78 **Williams, Maxie**, G, S.E. Louisiana, 1965
 18 **Williams, Mike**, WR, Southern California, 2007
 14 **Williams, Nick**, WR, Connecticut, 2018
 86 **Williams, Oliver**, WR, Illinois*, 1987
 11 **Williams, Paul**, WR, Fresno State, 2007-08
 68 **Williams, Ralph**, G, Southern, 1982
 35 **Williams, Richard**, RB, Memphis State, 1984
 86 **Williams, Roydell**, WR, Tulane, 2005-07
 49 **Williams, Sam**, CB, New Mexico Highlands, 1976
 96 **Williams, Sylvester**, NT, North Carolina, 2017
 25 **Williams, Tank**, S, Stanford, 2002-05
 78 **Williams, Todd**, G/T, Florida State, 2003-05
 54/53 **Williamson, Avery**, LB, Kentucky, 2014-17, 21
 10 **Williamson, Lee**, QB, Presbyterian (SC), 1994
 44 **Willis, Fred**, RB, Boston College, 1972-77
 7 **Willis, Malik**, QB, Liberty, 2022-23
 21 **Wilson, George**, S, Arkansas, 2013-14
 79 **Wilson, Isaiah**, T, Georgia, 2020
 33 **Wilson, J.C.**, DB, Pittsburgh, 1978-83
 82 **Wilson, Sheddrick**, WR, Louisiana State, 1996
 45 **Wilson, Tim**, RB/TE, Maryland, 1977-82
 35 **Wilson, Tracy**, S, Northern Illinois, 2012
 8 **Wilson, Tyler**, QB, Arkansas, 2013
 95 **Wimbley, Kamerion**, DE/OLB, Florida State, 2012-14
 52 **Winborn, Jamie**, LB, Vanderbilt, 2009-10
 79 **Winkler, Ulrich**, DE, None, 2008
 22 **Wisener, Gary**, CB, Baylor, 1961
 88 **Witcher, Albert**, S, Baylor, 1960
 92 **Witherspoon, Will**, LB, Georgia, 2010-12
 12 **Witkowski, John**, QB, Columbia, 1986-87
 67 **Wittenborn, John**, G, S.E. Missouri, 1964-68
 96 **Woods, Al**, NT, Louisiana State, 2014-16
 75 **Woods, Antwaun**, NT, Southern California, 2016
 80 **Woods, Glenn**, DT, Prairie View, 1969

49 **Woods, LeVar**, LB, Iowa, 2006-07
 2 **Woods, Robert**, WR, Southern California, 2022
 42 **Woods, Robert**, WR, Grambling, 1978
 5 **Woodside, Logan**, QB, Toledo, 2020-21
 59 **Woodyard, Wesley**, LB, Kentucky, 2014-19
 26 **Woolfolk, Andre**, CB, Oklahoma, 2003-06
 40 **Woolfolk, Butch**, RB, Michigan, 1985-86
 36 **Wooten, Khalid**, CB, Nevada, 2013-14
 52 **Wortham, Barron**, LB, Texas El-Paso, 1994-99
 29/25 **Wreh-Wilson, Blidi**, CB, Connecticut, 2013-15
 17 **Wright, Elmo**, WR, Houston, 1975
 13 **Wright, Kendall**, WR, Baylor, 2012-16
 37 **Wright, Thomas**, S, Michigan State, 2003
 41 **Wyatt, Alvin**, CB, Bethune-Cookman, 1973
 89 **Wycheck, Frank**, TE, Maryland, 1995-2003
 19 **Wylie, Devon**, WR, Fresno State, 2013
 79 **Wynn, Jarius**, DE, Georgia, 2012

Y

84 **Yamini, Bashir**, WR, Iowa, 2000
 66 **Yarno, George**, C/G, Washington State, 1989
 80 **Yeats, James**, TE, Florida, 1960
 68 **Young, Almon**, G, Bethune-Cookman*, 1987
 56/63 **Young, Bob**, G, Howad Payne, 1971, 1980
 77 **Young, James**, DE, Texas Southern, 1977-79
 99 **Young, Robert**, DE, Mississippi State, 1996
 10 **Young, Vince**, QB, Texas, 2006-10

Z

87 **Zaeske, Paul**, WR, North Park, 1969-70
 7 **Zendejas, Tony**, K, Nevada-Reno, 1985-90
 13 **Zentner, Ty**, P, Kansas State, 2023

* Played in replacement games only

ALL-TIME JERSEY NUMBERS

(* Played in replacement games only)

00

Ken Burrough, WR, Texas Southern, 1971-81

0

Sean Murphy-Bunting, CB, Central Michigan, 2023

1

Warren Moon, QB, Washington, 1984-93
 Gary Anderson, K, Syracuse, 2003-04

2

Dickie Post, RB, Houston, 1971
 Skip Butler, K, Texas-Arlington, 1972-77
 Rob Bironas, K, Georgia Southern, 2005-13
 Sam Sloman, K, Miami (Ohio), 2020
 Julio Jones, WR, Alabama, 2021
 Robert Woods, WR, Southern California, 2022
 Azeez Al-Shaair, LB, Florida Atlantic, 2023

3

Roy Gerela, K, New Mexico State, 1969-70
 Al Del Greco, K, Auburn, 1991-2000
 Reggie Hodges, P, Ball State, 2009
 Brandon Weeden, QB, Oklahoma State, 2017
 Austin Barnard, K/P, Samford, 2018
 Cody Parkey, K, Auburn, 2019
 Ryan Santoso, K, Minnesota, 2019
 Stephen Gostkowski, K, Memphis, 2020

Caleb Farley, CB, Virginia Tech, 2021-23

4

David Beverly, P, Auburn, 1974
 Florian Kempf, K, Pennsylvania, 1982-84
 Jasper Strong, WR, Illinois, 1995
 Josh Miller, P, Arizona, 2007-08
 Ryan Fitzpatrick, QB, Harvard, 2013
 Ryan Succop, K, South Carolina, 2015-19
 Ryan Stonehouse, K, Colorado State, 2022-23

5

Chester Marcol, K, Hillsdale, 1980
 Kerry Collins, QB, Penn State, 2006-10
 Jordan Palmer, QB, Texas-El Paso, 2014
 Logan Woodside, QB, Toledo, 2020-21
 Kearis Jackson, WR, Georgia, 2023

6

John James, P, Florida, 1982-84
 Mike Moroski, QB, California-Davis, 1985
 Don McPherson, QB, Syracuse, 1990
 Ian Howfield, K, Tennessee, 1991
 Mike Elkins, QB, Wake Forest, 1992
 Joe Nedney, K, San Jose State, 2001-04
 Brett Kern, P, Toledo, 2009-21
 Josh Lambo, K, Texas A&M, 2022
 Nick Folk, K, Arizona, 2023

7

Dan Pastorini, QB, Santa Clara, 1971-79

Tony Zendejas, K, Nevada-Reno, 1985-90
 Kent Sullivan, P, California-Lutheran, 1991
 Bucky Richardson, QB, Texas A&M, 1992-94
 Reggie Roby, P, Iowa, 1996-97
 Billy Volek, QB, Fresno State, 2002-06
 Chris Simms, QB, Texas, 2010
 Zach Mettenberger, QB, Louisiana State, 2014-15
 Blaine Gabbert, QB, Missouri, 2018
 Cairo Santos, K, Tulane, 2019
 Greg Joseph, K, Florida Atlantic, 2019
 D'Onta Foreman, RB, Texas, 2021
 Malik Willis, QB, Liberty, 2022-23

8

Ed Baker, QB, Lafayette, 1972
 John Reaves, QB, Florida, 1981
 Archie Manning, QB, Mississippi, 1982-83
 Joe Cooper, K, Cal-Berkeley, 1984
 Jeff Gossett, P, Eastern Illinois, 1987
 Steve Superick, P, West Virginia*, 1987
 Teddy Garcia, K, N.E. Louisiana, 1990
 Kent Sullivan, P, California-Lutheran, 1993
 Aaron Elling, K, Wyoming, 2004
 Matt Mauck, QB, Louisiana State, 2005
 Chris Simms, QB, Texas, 2008
 Matt Hasselbeck, QB, Boston College, 2011-12
 John Skelton, QB, Fordham, 2013
 Tyler Wilson, QB, Arkansas, 2013
 Ryan Succop, K, South Carolina, 2014
 Marcus Mariota, QB, Oregon, 2015-19
 Ryan Allen, P, Louisiana Tech, 2020
 Michael Badgley, K, Miami (Fla.), 2021



Johnny Townsend, P, Florida, 2021
Adrian Peterson, RB, Oklahoma, 2021
Cody Hollister, WR, Arkansas, 2022
Will Levis, QB, Kentucky, 2023

9

John Dietrich, K, Ball State*, 1987
Greg Montgomery, P, Michigan State, 1988-93
Steve McNair, QB, Alcorn State, 1995-2005

10

Don Trull, QB, Baylor, 1964-69
Lynn Dickey, QB, Kansas State, 1971-75
Craig Bradshaw, QB, Utah State, 1980
Oliver Luck, QB, West Virginia, 1982-86
Brent Pease, QB, Montana, 1987-88
Reggie Slack, QB, Auburn, 1990-91
Lee Williamson, QB, Presbyterian (SC), 1994
Vince Young, QB, Texas, 2006-10
Jake Locker, QB, Washington, 2011-14
Tre McBride, WR, William & Mary, 2016
Adam Humphries, WR, Clemson, 2019-20
Dez Fitzpatrick, WR, Louisville, 2021-22
DeAndre Hopkins, WR, Clemson, 2023

11

Buddy Humphrey, QB, Baylor, 1966
Pete Beathard, QB, Southern California, 1967-69
Spike Jones, P, Georgia, 1970
Mark Moseley, K, Stephen F. Austin, 1971-72
Dave Green, P, Ohio, 1973
James Foote, QB, Delaware Valley, 1974
Tom Duniven, QB, Texas Tech, 1977-78
Harold Bailey, WR, Oklahoma State, 1981
Lee Johnson, P, Brigham Young, 1985-87
Billy Joe Tolliver, QB, Texas Tech, 1994
Steve Matthews, QB, Memphis State, 1998
Paul Williams, WR, Fresno State, 2007-08
Patrick Ramsey, QB, Tulane, 2009
Rusty Smith, QB, Florida Atlantic, 2010-13
T.J. Graham, WR, North Carolina State, 2014
Alex Tanney, QB, Monmouth, 2015-17
A.J. Brown, WR, Mississippi, 2019-21
Caleb Shudak, K, Iowa, 2022
Joshua Dobbs, QB, Tennessee, 2022
Chris Moore, WR, Cincinnati, 2023

12

Charles Milstead, QB, Texas A&M, 1960-61
Bob Davis, QB, Virginia, 1967-69
Charley Johnson, QB, New Mexico State, 1970-71
George Amundson, RB, Iowa State, 1973-74
Guido Merkens, DB/WR, Sam Houston State, 1979
Ken Stabler, QB, Alabama, 1980-81
Brian Ransom, QB, Tennessee State, 1983-84
John Witkowski, QB, Columbia, 1986-87
Calvin Loveall, CB, Idaho, 1988
Chris Chandler, QB, Washington, 1995-96
Billy Volek, QB, Fresno State, 2000-01
Doug Johnson, QB, Florida, 2004
Justin Gage, WR, Missouri, 2007-10
Charlie Whitehurst, QB, Clemson, 2014-15
Austin Davis, QB, Southern Mississippi, 2018
Rashard Davis, WR, James Madison, 2019
Trevor Daniel, P, Tennessee, 2020
Mason Kinsey, WR, Berry College, 2021-23

13

Alvin Haymond, S, Southern, 1973
James Foote, QB, Delaware Valley, 1976
Kevin Daft, QB, California-Davis, 1999
Jason Gesser, QB, Washington State, 2003
Stafon Johnson, RB, Southern California, 2010

Kendall Wright, WR, Baylor, 2012-16
Taywan Taylor, WR, Western Kentucky, 2017-18
Cameron Batson, WR, Texas Tech, 2019-2021
Racey McMath, WR, Louisiana State, 2022
Ty Zentner, P, Kansas State, 2023

14

Billy Anderson, QB, Tulsa, 1967
Bob Naponic, QB, Illinois, 1970
Kent Nix, QB, Texas Christian, 1972
Gifford Nielsen, QB, Brigham Young, 1978-83
Cody Carlson, QB, Baylor, 1987-94
Neil O'Donnell, QB, Maryland, 1999-03
Michael Preston, WR, Heidelberg, 2012-13
Damaris Johnson, WR, Tulsa, 2015
Eric Weems, WR, Bethune-Cookman, 2017
Nick Williams, WR, Connecticut, 2018
Kalif Raymond, WR, Holy Cross, 2019-20
Randy Bullock, K, Texas A&M, 2021-22
Colton Dowell, WR, Tennessee-Martin, 2023

15

Jacky Lee, QB, Cincinnati, 1960-63, 1966-67
Wayne Walker, K, N.W. Louisiana, 1968
Al Johnson, S, Cincinnati, 1972-78
Craig Hentrich, P/K, Notre Dame, 1998-2009
O.J. Murdock, WR, Fort Hays State, 2011
Justin Hunter, WR, Tennessee, 2013-15
Darius Jennings, WR, Virginia, 2017-19
Nick Westbrook-Ikhine, WR, Indiana, 2020-23

16

George Blanda, QB, Kentucky, 1960-66
Kelly Cochrane, QB, Miami (Fla.), 1972
Toni Fritsch, K, None, 1977-81
Rich Camarillo, P, Washington, 1994-95
James Ritchey, QB, Stephen F. Austin, 1996
Paul Thomas, WR, Texas, 2005
Tre McBride, WR, William & Mary, 2015
Matt Cassel, QB, Southern California, 2016-17
Cody Hollister, WR, Arkansas, 2019-21
Treyton Burks, WR, Arkansas, 2022-23

17

Jerry Rhome, QB, Tulsa, 1970
Braden Beck, K, Stanford, 1971
Elmo Wright, WR, Houston, 1975
Reggie Brown, WR, Alabama State, 1993
Will Furrer, QB, Virginia Tech, 1995
Dave Krieg, QB, Milton (Wisc.), 1997-98
Chris Coleman, WR, N.C. State, 2000
Chris Davis, WR, Florida State, 2007-09
Damian Williams, WR, Southern California, 2010-13
Kris Durham, WR, Georgia, 2014
Dorial Green-Beckham, WR, Oklahoma, 2015
Cameron Batson, WR, Texas Tech, 2018
Ryan Tannehill, QB, Texas A&M, 2019-23

18

Randy Kerbow, WR, Rice, 1963-64
Charlie Joiner, WR, Grambling, 1970-72
Paul Robinson, RB, Arizona, 1972-73
Cliff Parsley, P, Oklahoma State, 1977-82
Chris Sanders, WR, Ohio State, 2002
O.J. Small, WR, Florida, 2005
Andrae Thurman, WR, Southern Oregon, 2005
Mike Williams, WR, Southern California, 2007
Kenny Britt, WR, Rutgers, 2009-13
Rishard Matthews, WR, Nevada, 2016-18
Josh Reynolds, WR, Texas A&M, 2021
Kevin Hogan, QB, Stanford, 2021
Kyle Phillips, WR, UCLA, 2022-23

19

Willie Alexander, CB, Alcorn A&M, 1971-79
Guido Merkens, DB/WR, Sam Houston State, 1980
Quintin Jones, S, Pittsburgh, 1989-90
Drew Bennett, WR, UCLA, 2001
Bobby Wade, WR, Arizona, 2005-06
Justin McCareins, WR, Northern Illinois, 2008
Dominique Edison, WR, Stephen F. Austin, 2009
Devon Wylie, WR, Fresno State, 2013
Tajaé Sharpe, WR, Massachusetts, 2016-19
Josh Gordon, WR, Baylor, 2022
Chris Conley, WR, Georgia, 2022

20

Billy Cannon, RB, Louisiana State, 1960-63
Sammy Weir, WR, Arkansas State, 1965
Dick Compton, WR, McMurray, 1965
Miller Farr, CB, Wichita State, 1967-69
Rhett Dawson, WR, Florida State, 1972
Billy Parks, WR, Cal State-Long Beach, 1973-75
Bill Currier, DB, South Carolina, 1977-79
Willie Tullis, DB, Troy State, 1981-84
Allen Pinkett, RB, Notre Dame, 1986-91
Emanuel Martin, CB, Alabama State, 1993
Rodney Thomas, RB, Texas A&M, 1995-98
Mike Green, RB, Houston, 2000-02
Mike Echols, CB, Wisconsin, 2003-04
Travis Henry, RB, Tennessee, 2005-06
Nick Harper, CB, Fort Valley State, 2007-09
Alterraun Verner, CB, UCLA, 2010-13
Bishop Sankey, RB, Washington, 2014-15
Perrish Cox, CB, Okalahoma State, 2016
D'Joun Smith, CB, Florida Atlantic, 2016
Demontre Hurst, CB, Oklahoma, 2017
Kenneth Durden, CB, Youngstown State, 2018
Kareem Orr, CB, Chattanooga, 2019
Senorise Perry, RB, Louisville, 2020
Jackrabbit Jenkins, CB, North Alabama, 2021
Lonnie Johnson Jr., DB, Kentucky, 2022
Kindle Vildor, CB, Georgia Southern, 2023
Jonathan Ward, RB, Central Michigan, 2023

21

Ken Hall, RB, Texas A&M, 1960-61
Bobby Brezina, RB, Houston, 1963
Pete Johns, S, Tulane, 1967-68
John Douglas, CB, Texas Southern, 1969
John Hadl, QB, Kansas, 1976-77
Charles Jefferson, DB, McNeese State, 1979-80
Tate Randle, DB, Texas Tech, 1982
Derrick Hatchett, CB, Texas, 1983
Bo Eason, S, California-Davis, 1984-86
Craig Birdsong, S, North Texas State, 1987
Bo Eason, S, California-Davis, 1987
Tracey Eaton, S, Portland State, 1988-89
Leander Knight, S, Montclair State, 1990
Jerry Gray, CB, Texas, 1992
Mel Gray, KR/WR, Purdue, 1995-97
Samari Rolle, CB, Florida State, 1998-2004
Reynaldo Hill, CB Florida, 2005-08
Javon Ringer, RB, Michigan State, 2009-12
George Wilson, S, Arkansas, 2013-14
Da'Norris Searcy, S, North Carolina, 2015-17
Malcolm Butler, CB, West Alabama, 2018-20
Matthais Farley, S, Notre Dame, 2021
Roger McCreary, CB, Auburn, 2022-23

22

Don Brown, RB, Houston, 1960
Joe Majors, DB, Florida State, 1960
Gary Wisener, CB, Baylor, 1961
Bob Suci, S, Michigan State, 1962
Benny Nelson, S, Alabama, 1964



ALL-TIME JERSEY NUMBERS

B.W. Cheeks, RB, Texas Southern, 1965
Zeke Moore, CB, Lincoln, 1967-77
Bill Kay, CB, Purdue, 1981-83
Larry Griffin, DB, North Carolina, 1986
Kenny Johnson, S, Mississippi State, 1986-89
Herbie Anderson, CB, Texas A&I, 1991
Tony Brown, CB, Fresno State, 1992-93
Tomur Barnes, CB, North Texas, 1994-96
Mike Archie, RB, Penn State, 1997-98
Andre Dyson, CB, Utah, 2001-04
Vincent Fuller, S, Virginia Tech, 2005-10
Jackie Battle, RB, Houston, 2013
Dexter McCluster, RB, Mississippi, 2014-15
Derrick Henry, RB, Alabama, 2016-23

23

Bobby Jancik, S, Lamar Tech, 1962-67
Bob Smith, S, Miami (Ohio), 1968
Jerry LeVias, WR, Southern Methodist, 1969-70
Vic Washington, RB, Wyoming, 1974
Tom Dempsey, K, Palomar J.C., 1977
Greg Hill, CB, Oklahoma State, 1983
Richard Johnson, CB, Wisconsin, 1985-92
Blaine Bishop, S, Ball State, 1993-2001
Donnie Nickey, S, Ohio State, 2003-10
Jamie Harper, RB, Clemson, 2011-12
Shonn Greene, RB, Iowa, 2013-14
David Cobb, RB, Minnesota, 2015
Brice McCain, CB, Utah, 2016-17
Tye Smith, CB, Towson, 2018-20
Chris Jones, CB, Nebraska, 2021
Trenton Cannon, RB, Virginia State, 2022
John Reid, DB, Penn State, 2022
Tre Avery, CB, Rutgers, 2023

24

Julian Spence, S, Huston-Tillotson, 1960-61
Mike Richardson, RB, Southern Methodist, 1969-71
Mike Montgomery, WR, Kansas State, 1974
Steve Brown, CB, Oregon, 1983-87
Charles Clinton, CB, San Jose State*, 1987
Steve Brown, CB, Oregon, 1988-90
Steve Jackson, CB, Purdue, 1991-99
Tony Beckham, CB, Wisconsin-Stout, 2002-05
Chris Hope, S, Florida State, 2006-11
Coty Sensabaugh, CB, Clemson, 2012-15
Daimion Stafford, S, Nebraska, 2016
Kalan Reed, CB, Southern Mississippi, 2017
Kenny Vaccaro, S, Texas, 2018-20
Elijah Molden, CB, Washington, 2021-23

25

Gene Jones, CB, Rice, 1961
Ode Burrell, RB, Mississippi State, 1964-69
John Charles, S, Purdue, 1971-74
Kurt Knoff, DB, Kansas, 1977-78
Keith Bostic, S, Michigan, 1983-88
Bubba McDowell, S, Miami (Fla.), 1989-94
Torey Hunter, CB, Washington State, 1995
Denard Walker, CB, Louisiana State, 1997-2000
DeRon Jenkins, CB, Tennessee, 2001
Tank Williams, S, Stanford, 2002-05
LenDale White, RB, Southern California, 2006-09
Anthony Smith, S, Syracuse, 2011
Darius Reynaud, RB/KR/PR, West Virginia, 2012-13
Bliidi Wreh-Wilson, CB, Connecticut, 2014-15
Rashad Johnson, S, Alabama, 2016
Adoree'Jackson, CB, Southern California, 2017-20
Jamal Carter, S, Miami (Fla.), 2021
Hassan Haskins, RB, Michigan, 2022-23

26

Lawrence Elkins, WR, Baylor, 1965-68
Larry Eaglin, CB, Stephen F. Austin, 1973
Rob Carpenter, RB, Miami (Ohio), 1977-81
Darryl Meadows, DB, Toledo, 1983-84
Audray McMillian, CB, Houston, 1985-87
Tony Newsom, CB, Stephen F. Austin*, 1987
Bo Orlando, S, West Virginia, 1990-94
Chuck Cecil, S, Arizona, 1995
Rayna Stewart, S/CB, Northern Arizona, 1996-97
Spencer George, RB, Rice, 1998-99
Andre Woolfolk, CB, Oklahoma, 2003-06
Tuff Harris, DB, Montana, 2008
Kevin Kaesviharn, S, Augustana (S.D.), 2009
Jordan Babineaux, S, Southern Arkansas, 2011-12
Markelle Martin, S, Oklahoma State, 2013
Leon Washington, RB, Florida State, 2013
Antonio Andrews, RB, Western Kentucky, 2014-16
Logan Ryan, CB, Rutgers, 2017-19
Kristian Fulton, CB, Louisiana State, 2020-23

27

Freddy Glick, S, Colorado State, 1961-66
Glen Bass, WR, East Carolina, 1967-68
Joe Blahak, S, Nebraska, 1973
Greg Stemrick, CB, Colorado State, 1975-82
Mike Kennedy, DB, Toledo, 1984
Sonny Brown, S, Oklahoma, 1987
Donovan Small, S, Minnesota*, 1987
Tony Newsom, CB, Stephen F. Austin, 1987
Quintin Jones, S, Pittsburgh, 1988-89
Terry Kinard, S, Clemson, 1990
Terry Hoage, S, Georgia, 1993
Odie Harris, S/CB, Sam Houston State, 1995
Eddie George, RB, Ohio State, 1996-2003

28

Charles Frazier, WR, Texas Southern, 1962-68
Andy Hopkins, RB, Stephen F. Austin, 1971
Bill Thomas, RB, Boston College, 1973
Mike Weger, S, Bowling Green, 1976-77
Jack Tatum, DB, Ohio State, 1980
Rich Thomaselli, RB, West Virginia-Wesleyan, 1981-82
Allen Lyday, S, Nebraska, 1984-87
Emmuel Thompson, CB, Texas A&I*, 1987
Cris Dishman, CB, Purdue, 1988-96
George McCullough, CB, Baylor, 1997-99
Aric Morris, S, Michigan State, 2000-02
Dwone Hicks, RB, Middle Tennessee State, 2003
Lamont Thompson, S, Washington State, 2004-06
Chris Barclay, RB, Wake Forest, 2007
Chidi Iwuoma, CB, California, 2007
Chris Johnson, RB, East Carolina, 2008-13
Marqueston Huff, DB, Wyoming, 2014-15
Cody Riggs, CB, Notre Dame, 2016
Khalfani Muhammad, RB, California, 2017
Kendrick Lewis, S, Mississippi, 2018
Dalyn Dawkins, RB, Colorado State, 2019
Jeremy McNichols, RB, Boise State, 2020-21
Joshua Kalu, DB, Nebraska, 2022
Shyheim Carter, DB, Alabama, 2023

29

Ken Houston, S, Prairie View, 1967-72
Leonard Fairley, S, Alcorn A&M, 1974
Willie Germany, S, Morgan State, 1975
Rich Sowell, DB, Alcorn State, 1977
Guido Merkens, DB/WR, Sam Houston State, 1978
Patrick Allen, CB, Utah State, 1985-87
Robert White, CB, Lamar*, 1987

Patrick Allen, CB, Utah State, 1988-90
Darryll Lewis, CB, Arizona, 1991-98
Joe Walker, S, Nebraska, 2001
Rich Coady, S, Texas A&M, 2002
Chris Brown, RB, Colorado, 2003-07
Chris Carr, DB, Boise State, 2008
Ryan Mouton, CB, Hawaii, 2009-12
Bliidi Wreh-Wilson, CB, Connecticut, 2013
Leon Washington, RB, Florida State, 2014
Perrish Cox, CB, Oklahoma State, 2015
DeMarco Murray, RB, Oklahoma, 2016-17
Dane Cruikshank, DB, Arizona, 2018-21
Josh Thompson, DB, Texas, 2022
Dane Cruikshank, DB, Arizona, 2023

30

Mike Dukes, LB, Clemson, 1960-63
Charles Rieves, LB, Houston, 1964
Bernie Parrish, CB, Florida, 1966
Hoyle Granger, RB, Mississippi State, 1972
Don Hardeman, RB, Texas A&I, 1975-77
Kenny King, RB, Oklahoma, 1979
Larry Moriarty, FB, Notre Dame, 1983-86
Mike Rozier, RB, Nebraska, 1987
Herman Hunter, RB, Tennessee State*, 1987
Mike Rozier, RB, Nebraska, 1988-90
Victor Jones, RB, Louisiana State, 1991
Mike Davis, CB, Cincinnati, 1994
Anthony Dorsett, CB, Pittsburgh, 1996-97
Donald Mitchell, CB, Southern Methodist, 1999-2002
Rich Gardner, CB, Penn State, 2004-05
Eric King, CB, Wake Forest, 2006-08
Jason McCourty, CB, Rutgers, 2009-16
Jeremy McNichols, RB, Boise State, 2018
Chris Milton, CB, Georgia Tech, 2019-20
Bradley McDougald, S, Kansas, 2021
Greg Mabin, CB, Iowa, 2021
Tre Avery, CB, Rutgers, 2022
Tay Gowan, DB, Central Florida, 2023

31

Doug Cline, LB, Clemson, 1960-66
Mike Voight, RB, North Carolina, 1977
Brian Duncan, RB, Southern Methodist, 1978
Gary Allen, RB, Hawaii, 1982
Jeff Donaldson, S, Colorado, 1984-87
Larry Joyner, S, Minnesota*, 1987
Kurt Kafentzsis, S, Hawaii*, 1987
Keith McDonald, WR, San Jose State*, 1987
Jeff Donaldson, S, Colorado, 1988-89
Quintin Jones, S, Pittsburgh, 1990
Marcus Robertson, S, Iowa State, 1991-2000
Lance Schulters, S, Hofstra, 2002-04
Marcus Randall, S, Louisiana State, 2005
Cortland Finnegan, CB, Samford, 2006-11
Markelle Martin, S, Oklahoma State, 2012
Bernard Pollard, S, Purdue, 2013-14
Josh Aubrey, S, Stephen F. Austin, 2015
Kevin Byard, S, Middle Tennessee State, 2016-23

32

Dave Smith, RB, Ripon, 1960-64
Jack Spikes, RB/K, Texas Christian, 1965
Hoyle Granger, RB, Mississippi State, 1966-70
Ward Walsh, RB, Colorado, 1971-72
Ron Lumpkin, CB, Arizona State, 1975
Vernon Perry, S, Jackson State, 1979-82
Stan Edwards, RB, Michigan, 1984-86
Alonzo Highsmith, FB, Miami (Fla.), 1987
Ricky Moore, FB, Alabama*, 1987
Alonzo Highsmith, FB, Miami (Fla.), 1988-89



ALL-TIME JERSEY NUMBERS

Spencer Tillman, RB, Oklahoma, 1992-94
 Mike Archie, RB, Penn State, 1996
 Tomur Barnes, CB, North Texas, 1997
 Bobby Myers, S, Wisconsin, 2000-02
 Antowain Smith, RB, Houston, 2004
 Pacman Jones, CB, West Virginia, 2005-06
 Robert Johnson, S, Utah, 2010-12
 Micah Pellerin, DB, Hampton, 2013
 Brandon Harris, CB, Miami (Fla.), 2014-15
 David Fluellen, RB, Toledo, 2016-19
 Darrynton Evans, RB, Appalachian State, 2020-21
 Ugo Amadi, DB, Oregon, 2022
 Greg Mabin, CB, Iowa, 2022
 Tyjae Spears, RB, Tulane, 2023

33

Bob White, RB, Ohio State, 1960
 John Guzik, LB, Pittsburgh, 1961
 Gene Babb, LB, Austin College, 1962-63
 W.K. Hicks, CB, Texas Southern, 1964-69
 Benny Johnson, CB, J.C. Smith, 1970-73
 Mark Cotney, S, Cameron State, 1975
 Joe Dawkins, RB, Wisconsin, 1976
 J.C. Wilson, DB, Pittsburgh, 1978-83
 Mike Rozier, RB, Nebraska, 1985-86
 Spencer Tillman, RB, Oklahoma, 1987-88
 Billy Bell, CB, Lamar, 1989
 Gary Brown, RB, Penn State, 1991-95
 Ronnie Harmon, RB, Iowa, 1996-97
 Anthony Dorsett, CB, Pittsburgh, 1998-99
 Michael Booker, CB, Nebraska, 2000-01
 Greg Comella, FB, Stanford, 2002
 Ray Jackson, RB, Cincinnati, 2003
 Jarrett Payton, RB, Miami (Fla.), 2005
 Michael Griffin, S, Texas, 2007-15
 Tye Smith, CB, Towson, 2017
 Dion Lewis, RB, Pittsburgh, 2018-19
 Johnathan Joseph, CB, South Carolina, 2020
 Desmond King II, CB, Iowa, 2020
 Brady Breeze, S, Oregon, 2021
 Jordan Wilkins, RB, Mississippi, 2021
 A.J. Moore Jr., S, Mississippi, 2022
 Jonathan Ward, RB, Central Michigan, 2022
 Eric Garror, DB, Louisiana-Lafayette, 2023

34

Chuck Kendall, S, UCLA, 1960
 Jack Laraway, LB, Purdue, 1961
 Dalton Hoffman, RB, Baylor, 1964-65
 Theo Viltz, CB, Southern California, 1966
 Joe Dawkins, RB, Wisconsin, 1970-71
 Willie Rodgers, RB, Kentucky State, 1972-75
 Earl Campbell, RB, Texas, 1978-84

35

Bo Dickenson, RB, Southern Mississippi, 1963
 John H. Johnson, RB, Arizona State, 1966
 Woody Campbell, RB, Northwestern, 1967-71
 Stan Edwards, RB, Michigan, 1982-83
 Richard Williams, RB, Memphis State, 1984
 Ray Wallace, FB, Purdue, 1986-87
 Eric Cobble, RB, S.W. Texas State*, 1987
 John Henry Mills, TE/LB, Wake Forest, 1995
 Marion Butts, RB, Florida State, 1995
 Spencer George, RB, Rice, 1997
 Pery Phenix, S, Southern Mississippi, 1998-2001
 Robert Holcombe, RB, Illinois, 2002-04
 Quinton Ganther, RB, Utah, 2006-08
 Alvin Pearman, RB, Virginia, 2009
 Chris Hawkins, CB, Louisiana State, 2011
 Tracy Wilson, S, Northern Illinois, 2012

Shann Schillinger, S, Montana, 2013
 Jemea Thomas, DB, Georgia Tech, 2014
 Terrance West, RB, Towson, 2015
 Curtis Riley, DB, Fresno State, 2016-17
 Tramaine Brock Sr., CB, Belhaven, 2019
 Chris Jackson, DB, Marshall, 2020-22
 K'Von Wallace, S, Clemson, 2023

36

Donnie Stone, RB, Arkansas, 1966
 Roy Hopkins, RB, Texas Southern, 1967-71
 Bob Gresham, RB, West Virginia, 1973-74
 Robert Holmes, RB, Southern, 1975
 Carter Hartwig, DB, Southern California, 1979-84
 Chuck Banks, FB, West Virginia Tech, 1987
 Dee Thomas, CB, Nicholls State, 1990
 Melvin Aldridge, S, Murray State, 1993
 Mike Echols, CB, Wisconsin, 2002
 Michael Waddell, CB, North Carolina, 2004-06
 Rafael Little, RB, Kentucky, 2008
 Jamar Love, CB, Arkansas, 2009
 Darren Evans, Virginia Tech, 2012
 Khalid Wooten, CB, Nevada, 2013-14
 LeShaun Sims, CB, Southern Utah, 2016-19
 Kareem Orr, CB, Chattanooga, 2020
 Julius Chestnut, RB, Sacred Heart, 2022-23
 Kendall Sheffield, DB, Ohio State, 2023

37

Charlie Hennigan, WR, N.W. Louisiana, 1960
 Ron Botchan, LB, Occidental, 1961
 Jess Lewis, LB, Oregon State, 1970
 Dave Olerich, LB, San Francisco, 1971
 Jeff Severson, S, Cal State-Long Beach, 1973
 Mike Reinfeldt, S, Wisconsin-Milwaukee, 1976-83
 Rod Kush, S, Nebraska-Omaha, 1985-86
 Victor Jones, RB, Louisiana State, 1990
 Todd McNair, RB/FB, Temple, 1994
 Rafael Robinson, S, Wisconsin, 1996
 Dainon Sidney, CB, Alabama Birmingham, 1998-2002
 Thomas Wright, S, Michigan State, 2003
 Lamont Thompson, S, Washington State, 2003
 Calvin Lowry, S, Penn State, 2006-07
 Rod Hood, CB, Auburn, 2009-10
 Tommie Campbell, CB, California (Pa.), 2011-13
 Cody Riggs, CB, Notre Dame, 2015
 Kalan Reed, CB, Southern Mississippi, 2016
 Johnathan Cyprien, S, Florida International, 2017-18
 Amani Hooker, DB, Iowa, 2019-2023

38

Rich Johnson, RB, Illinois, 1969
 C.L. Whittington, FS, Prairie View, 1974-78
 Willie Joyner, RB, Maryland, 1984
 Domingo Bryant, S, Texas A&M, 1987
 Mark Gehring, TE, Eastern Washington*, 1987
 Domingo Bryant, S, Texas A&M, 1988
 Mike Dumas, S, Indiana, 1991-93
 Dan Alexander, RB/FB, Nebraska, 2001
 Jason Hebert, S, Rice, 2002
 Tyrone Poole, CB, Fort Valley State, 2008
 Pete Ittersagen, CB, Wheaton, 2010
 Al Afalava, S, Oregon State, 2012
 Brandon Ghee, CB, Wake Forest, 2014
 B.W. Webb, CB, William & Mary, 2015
 Greg Mabin, CB, Iowa, 2020
 Mekhi Sargent, RB, Iowa, 2021
 Buster Skrine, CB, Chattanooga, 2021
 Davontae Harris, CB, Illinois State, 2022
 Terrell Edmunds, S, Virginia Tech, 2023

39

Tom Smiley, RB, Lamar Tech, 1970
 Robert Holmes, RB, Southern, 1971-72
 Larry Poole, RB, Kent State, 1978
 Adger Armstrong, RB, Texas A&M, 1980-82
 Hubert Oliver, FB, Arizona, 1986
 Andrew Jackson, RB, Iowa State, 1987
 Lee Cole, CB, Arizona State, 1996
 Nick Schommer, S, North Dakota State, 2010
 Daimion Stafford, S, Nebraska, 2013-15
 Dalyn Dawkins, RB, Colorado State, 2018
 Breon Borders, CB, Duke, 2020-21
 Terrance Mitchell, CB, Oregon, 2022
 Matthew Jackson, S, Eastern Kentucky, 2023

40

Tony Banfield, CB, Oklahoma State, 1960-65
 Mickey Sutton, S, Auburn, 1966
 Charlie Joiner, WR, Grambling, 1969
 Lewis Jolley, RB, North Carolina, 1972-73
 Donnie Craft, RB, Louisville, 1982-83
 Butch Woolfolk, RB, Michigan, 1985-86
 Dennis Lundy, RB, Northwestern, 1995
 Wes Ours, FB, West Virginia, 2001
 Justin Sandy, S, Northern Iowa, 2004-05
 Jeremy Cain, FB/LS, Massachusetts, 2007
 Yannik Cudjoe-Virgil, LB, Maryland, 2015
 Jordan Williams, OLB, Tennessee, 2019
 Kamalei Correa, OLB, Boise State, 2020
 Dontrell Hilliard, RB, Tulane, 2021-22
 Anthony Kendall, CB, Baldwin Wallace, 2023

41

Mark Johnston, CB, Northwestern, 1960-63
 Keith Kinderman, RB, Florida State, 1965
 Larry Carwell, CB, Iowa State, 1967-68
 Leroy Mitchell, CB, Texas Southern, 1969-70
 Leroy Sledge, RB, Bakersfield J.C., 1971
 Alvin Wyatt, CB, Bethune-Cookman, 1973
 Terence Wells, RB, Southern Mississippi, 1974
 Sean Jackson, RB, Florida State, 1994
 Lorenzo Neal, FB, Fresno State, 1999-2000
 Kelly Herndon, CB, Toledo, 2007
 Cary Williams, CB, Washburn, 2008-09
 Corey Lynch, S, Appalachian State, 2013
 J.R. Tavai, LB, Southern California, 2015
 Brynden Trawick, S, Troy, 2017-18
 Khari Blasingame, FB/RB, Vanderbilt, 2019-21
 Zach Cunningham, LB, Vanderbilt, 2021-22
 Otis Reese IV, LB, Mississippi, 2023

42

Sid Blanks, RB, Texas A&I, 1964-68
 Jim Tolbert, CB, Lincoln, 1972
 Tommy Maxwell, S, Texas A&M, 1974
 Altie Taylor, RB, Utah State, 1976
 Robert Woods, WR, Grambling, 1978
 Boobie Clark, RB, Bethune-Cookman, 1979-80
 Steve Avery, FB, Northern Michigan, 1989
 Armon Williams, S/LB, Arizona, 1997
 Skip Hicks, RB, UCLA, 2001
 Scott McGarrahan, S, New Mexico, 2003-04
 Damien Nash, RB, Missouri, 2005
 Chris Henry, RB, Arizona, 2007-09
 Collin Mooney, FB, Army, 2012-13
 Dorin Dickerson, TE, Pittsburgh, 2015
 Robert Spillane, LB, Western Michigan, 2018
 D'Andre Walker, OLB, Georgia, 2019
 Brooks Reed, OLB, Arizona, 2020
 Joe Jones, LB, Northwestern, 2021-22
 Caleb Murphy, OLB, Ferris State, 2023



ALL-TIME JERSEY NUMBERS

43

Jim Norton, S, Idaho, 1960-68

44

Charles Tolar, RB, N.W. Louisiana, 1960-66
Johnny Peacock, S, Houston, 1969-70
Fred Willis, RB, Boston College, 1972-77
Lorenzo White, RB, Michigan State, 1988-94
Steve Hendrickson, HB/F, California, 1995
Daryl Porter, S, Boston College, 2001
Troy Fleming, FB, Tennessee, 2004-05
Quinn Johnson, FB, Louisiana State, 2011
Jackie Battle, RB, Houston, 2014
Josh Carraway, OLB, Texas Christian, 2017
Kamalei Correa, OLB, Boise State, 2018-19
Vic Beasley Jr., OLB, Clemson, 2020
Matt Orzech, LS, Azusa Pacific, 2020
Tory Carter, FB, Louisiana State, 2021-22
Mike Brown, S, Miami (Ohio), 2023

45

Larry Onesti, LB, Northwestern, 1962-65
Jeff Severson, S, Cal State-Long Beach, 1974
Tim Wilson, RB/TE, Maryland, 1977-82
Ira Valentine, RB, Texas A&M, 1987
Tracy Johnson, FB, Clemson, 1989
John Simon, RB, Louisiana Tech, 2002
Ahmard Hall, FB, Texas, 2006-11
Quinn Johnson, FB, Louisiana State, 2012-13
Jalston Fowler, FB, Alabama, 2015-18
LaTroy Lewis, OLB, Tennessee, 2018
Rod Smith, RB, Ohio State, 2019
D'Onta Foreman, RB, Texas, 2020
Khari Blasingame, FB/RB, Vanderbilt, 2021
Chance Campbell, LB, Mississippi, 2022-23

46

Claude King, RB, Houston, 1961
Bob Jackson, RB, New Mexico State, 1964
Paul Guidry, LB, McNeese State, 1973
Jeff Queen, TE, Morgan State, 1974
Oliver Nicholson, LB, Texas Southern, 1975
Michael Roan, TE, Wisconsin, 1995
Connor Neighbors, FB, Louisiana State, 2015
Curtis Riley, CB, Fresno State, 2015
Joshua Kalu, DB, Nebraska, 2018-20
Morgan Cox, LS, Tennessee, 2021-23

47

Bobby Gordon, S, Tennessee, 1960
Bill Tobin, RB, Missouri, 1963
Pete Jaquess, CB, New Mexico, 1964-65
Allen Trammell, S, Florida, 1966
Ronnie Coleman, RB, Alabama A&M, 1974-81
Le'Shai Maston, RB, Baylor, 1993-94
Ben Hartsock, TE, Ohio State, 2006
Valentino Blake, CB, Texas El Paso, 2016
Matt Overton, LS, Western Washington, 2020
Andrew Adams, DB, Connecticut, 2022
JoJo Domann, LB, Nebraska, 2023

48

Bob Atkins, S, Grambling, 1970-75
John Henry Mills, TE/LB, Wake Forest, 1993-94
Todd McNair, RB/FB, Temple, 1995
Brian Natkin, TE, Texas El-Paso, 2001
Casey Cramer, TE, Dartmouth, 2006-08
Beau Brinkley, LS, Missouri, 2012-20
Bud Dupree, OLB, Kentucky, 2021-22

49

Dick Cunningham, LB, Arkansas, 1973
Mike Barber, TE, Louisiana Tech, 1976
Sam Williams, CB, New Mexico Highlands, 1976
Arrike James, TE, Delta State, 1987
Roderick Lewis, TE, Arizona, 1994-97
Chad Hayes, TE, Maine, 2002
Spencer Toone, LB, Utah, 2006
LeVar Woods, LB, Iowa, 2006-07
Nick Dzubnar, LB, Cal Poly-San Luis Obispo, 2020-21
Arden Key, OLB, Louisiana State, 2023

50

Dennit Morris, LB, Oklahoma, 1960-61
Bobby Maples, C, Baylor, 1965-70
Guy Murdock, C, Michigan, 1972
Bill Curry, C, Georgia Tech, 1973
Duane Benson, LB, Hamline, 1975-76
Daryl Hunt, LB, Oklahoma, 1979-84
Kirk Dodge, LB, Nevada-Las Vegas, 1986
Billy Kidd, C, Houston, 1987
Paul Vogel, LB, South Carolina*, 1987
Eddie Robinson, LB, Alabama State, 1992-95
Terry Killens, LB, Penn State, 1996-2000
Rocky Boiman, LB, Notre Dame, 2002-05
David Thornton, LB, North Carolina, 2006-10
Kevin Malast, LB, Rutgers, 2011-12
Zaviar Gooden, LB, Missouri, 2013-14
Nate Palmer, LB Illinois State, 2016-18
Derick Roberson, OLB, Sam Houston State, 2019-21
Jack Gibbens, LB, Minnesota, 2022-23

51

John Simerson, G, Purdue, 1960
Ron Caveness, LB, Arkansas, 1966-68
Calvin Hunt, C, Baylor, 1972
Ron Lou, C, Arizona State, 1973
Ted Thompson, LB, Southern Methodist, 1975-84
Eric Fairs, LB, Memphis State, 1986-91
Micheal Barrow, LB, Miami (Fla.), 1993
Lemanski Hall, LB, Alabama, 1994-97
Lonnie Marts, LB, Tulane, 1998
Greg Favors, LB, Mississippi State, 1999-2001
Robert Reynolds, LB, Ohio State, 2004-06
Jorge Cordova, LB, Nevada, 2007
Gerald McRath, LB, Southern Mississippi, 2009-12
David Bass, LB, Missouri Western State, 2015-16
Will Compton, LB, Nebraska, 2018
David Long Jr., LB, West Virginia, 2019-22
Trevis Gipson, OLB, Tulsa, 2023

52

Bob Schmidt, C, Minnesota, 1961-63
Sammy Odom, LB, N.W. Louisiana, 1964
Garland Boyette, LB, Grambling, 1966-72
Calvin Hunt, C, Baylor, 1973
Duane Benson, LB, Hamline, 1974
Robert Brazile, LB, Jackson State, 1975-84
Jay Pennison, C, Nicholls State, 1986
Billy Kidd, C, Houston*, 1987
Jay Pennison, C, Nicholls State, 1987-90
Barron Wortham, LB, Texas El-Paso, 1994-99
Justin Ena, LB, Brigham Young, 2004
Colby Bockwoldt, LB, Brigham Young, 2006
Ryan Fowler, LB, Duke, 2007-08
Jamie Winborn, LB, Vanderbilt, 2009-10
Colin McCarthy, LB, Miami, 2011-14
Steve Johnson, LB, Kansas, 2015
Aaron Wallace, LB, UCLA, 2016-18

Hroniss Grasu, C, Oregon, 2019
Daniel Munyer, C, Colorado, 2020-21
Joe Schobert, LB, Wisconsin, 2022
Joe Jones, LB, Northwestern, 2023

53

Hugh Pitts, C, Texas Christian, 1960
Jerry Fowler, G, N.W. Louisiana, 1964
John Carrell, LB, Texas Tech, 1966
Lloyd Wainscott, LB, Texas, 1969-70
Ted Washington, LB, Mississippi Valley, 1973
Fred Hoaglin, C, Pittsburgh, 1974-75
Ron Lou, C, Arizona State, 1976
Art Stringer, LB, Ball State, 1977-79
Thomas Henderson, LB, Langston, 1980
Avon Riley, LB, UCLA, 1981-86
Eugene Seale, LB, Lamar, 1987
Thad Jefferson, LB, Hawaii*, 1987
Eugene Seale, LB, Lamar, 1988-92
Brett Faryniarz, LB, San Diego State, 1994
Mark Stepnoski, C, Pittsburgh, 1995-98
Keith Bulluck, LB, Syracuse, 2000-09
Rennie Curran, LB, Georgia, 2010
Zac Diles, LB, Kansas State, 2012
Moise Fokou, LB, Maryland, 2013
Quentin Groves, LB, Auburn, 2014
Deiontrez Mount, LB, Louisville, 2015
Daren Bates, LB, Auburn, 2017-19
Will Compton, LB, Nebraska, 2020
Sharif Finch, OLB, Temple, 2021
Avery Williamson, LB, Kentucky, 2021
Dylan Cole, LB, Missouri State, 2021-22
Tae Crowder, LB, Georgia, 2023

54

John Meyer, LB, Notre Dame, 1966-67
Steve Quinn, C, Notre Dame, 1968
Claude Harvey, LB, Prairie View, 1971
Gregg Bingham, LB, Purdue, 1973-84
Al Smith, LB, Utah State, 1987
Larry Smith, LB, Kentucky*, 1987
Al Smith, LB, Utah State, 1988-96
Phil Glover, LB, Utah, 1999
Rocky Calmus, LB, Oklahoma, 2002-04
Eugene Amano, C/G, S.E. Missouri State, 2005-12
Zac Diles, LB, Kansas State, 2013
Avery Williamson, LB, Kentucky, 2014-17
Rashaan Evans, LB, Alabama, 2018-21
Andre Smith, LB, North Carolina, 2022
Garret Wallow, LB, Texas Christian, 2023

55

John Frongillo, C, Baylor, 1962-66
Marion Rushing, LB, Southern Illinois, 1968
Richard Lewis, LB, Portland State, 1972
Ralph Cindrich, LB, Pittsburgh, 1973-74
Carl Mauck, C, Southern Illinois, 1975-81
Jim Romano, C, Penn State, 1984-86
John Flannery, G/C, Syracuse, 1991-94
John Henry Mills, TE/LB, Wake Forest, 1995-96
Eddie Robinson, LB, Alabama State, 1998-2001
Brad Kassell, LB, N. Texas State, 2002-05
Stephen Tulloch, LB, N.C. State, 2006-10
Barrett Ruud, LB, Nebraska, 2011
Zach Brown, LB, North Carolina, 2012-15
Sean Spence, LB, Miami (Fla.), 2016
Jayon Brown, LB, UCLA, 2017-21
Aaron Brewer, G/C, Texas State, 2022-23

56

Phil Perlo, G, Maryland, 1960



ALL-TIME JERSEY NUMBERS

Wayne Frazier, C, Auburn, 1965
 Olen Underwood, LB, Texas, 1966-70
 Bob Young, G, Howad Payne, 1971
 Guy Roberts, LB, Maryland, 1972-75
 Dennis Havig, G, Colorado, 1976
 Mike Murphy, LB, S.W. Missouri State, 1979
 Art Stringer, LB, Ball State, 1980-81
 Robert Abraham, LB, N.C. State, 1982-87
 Toby Caston, LB, Louisiana State, 1988
 Scott Kozak, LB, Oregon, 1989-93
 Micheal Barrow, LB, Miami (Fla.), 1994-96
 Lonnie Marts, LB, Tulane, 1997
 Randall Godfrey, LB, Georgia, 2000-02
 Ray Wells, LB, Arizona, 2003
 Cody Spencer, LB, North Texas, 2004-05
 Jon Dorenbos, LS, Texas El-Paso, 2006
 Colin Allred, LB, Baylor, 2007-10
 Akeem Ayers, LB, UCLA, 2011-14
 Dontay Moch, OLB, Nevada, 2014
 Sharif Finch, OLB, Temple, 2018-19
 Daren Bates, LB, Auburn, 2020
 Monty Rice, LB, Georgia, 2021-23

57

George Belotti, C, Southern California, 1960-61
 Ed Watson, LB, Grambling, 1969
 Richard Cheek, G, Auburn, 1972
 Sam Gruneisen, C, Villanova, 1973
 Steve Kiner, LB, Tennessee, 1974-78
 John Corker, LB, Oklahoma State, 1980-82
 Tim Joiner, LB, Louisiana State, 1983-84
 Walter Johnson, LB, Louisiana Tech, 1987
 Byron Johnson, LB, Baylor*, 1987
 Walter Johnson, LB, Louisiana Tech, 1988
 Lenoy Jones, LB, Texas Christian, 1996-98
 Frank Chamberlin, LB, Boston College, 2000-02
 Jordan Kramer, LB, Idaho, 2003-04
 Jon Dorenbos, LS, Texas El-Paso, 2005
 Terna Nande, LB, Miami (Ohio), 2006
 Rich Scanlon, LB, Syracuse, 2007
 Josh Stamer, LB, South Dakota, 2008
 Patrick Bailey, LB, Duke, 2010-13
 James Anderson, LB, Virginia Tech, 2014
 Justin Staples, LB, Illinois, 2014-16
 Nigel Harris, LB, South Florida, 2018-19
 Wyatt Ray, OLB, Boston College, 2020, 2022
 Tarell Basham, OLB, Ohio, 2022
 Luke Gifford, LB, Nebraska, 2023

58

Pete Barnes, LB, Southern, 1967-68
 Ron Pritchard, LB, Arizona State, 1969-72
 Marvin Davis, LB, Southern, 1974
 Ralph Cindrich, LB, Pittsburgh, 1975
 Tim Rossovich, LB, Southern California, 1976
 David Carter, C, Western Kentucky, 1977-84
 Mike Kelley, C/G, Notre Dame, 1985-87
 John Brantley, LB, Georgia, 1989
 Joe Bowden, LB, Oklahoma, 1992
 Wilber Marshall, LB, Florida, 1993
 Joe Bowden, LB, Oklahoma, 1995-99
 Byron Thweatt, LB, Virginia, 2001
 Ken Amato, LS, Montana State, 2003-11
 Xavier Adibi, LB, Virginia Tech, 2012
 Shaun Phillips, OLB, Purdue, 2014
 Kaelin Burnett, LB, Nevada, 2014
 Harold Landry III, OLB, Boston College, 2018-23

59

Phil Croyle, LB, Cal-Berkeley, 1971-73
 Brian McConnell, LB, Michigan, 1973

Ted Washington, LB, Mississippi Valley, 1974-82
 John Grimsley, LB, Kentucky, 1984-87
 Scott Fox, LB, Austin Peay*, 1987
 John Grimsley, LB, Kentucky, 1988-90
 Joe Bowden, LB, Oklahoma, 1993-94
 James Logan, LB, Memphis, 1995
 Dennis Stallings, LB, Illinois, 1997-98
 Doug Colman, LB, Nebraska, 1999
 Peter Sirmon, LB, Oregon, 2000-06
 Gilbert Gardner, LB, Purdue, 2007
 Stanford Keglar, LB, Purdue, 2008-09
 Tim Shaw, LB, Penn State, 2010-12
 Rob Turner, C/G, New Mexico, 2013
 Wesley Woodyard, LB, Kentucky, 2014-19
 Tuzar Skipper, OLB, Toledo, 2020
 John Simon, OLB, Ohio State, 2021
 Derrek Tuszka, OLB, North Dakota State, 2022
 Sam Okuyinonu, DE, Maryland, 2022

60

Jim McCannless, G, Clemson, 1960
 Buzz Guy, G, Duke, 1961
 Tom Regner, G, Notre Dame, 1967-72
 Al Jenkins, G, Morris Brown, 1973
 Ed Fisher, G, Arizona State, 1975-82
 Hicham El-Mashtoub, C, Arizona, 1995-96
 Kevin Long, C, Florida State, 1998-2001
 Aaron Graham, C, Nebraska, 2002
 Jacob Bell, G/T, Miami (Ohio), 2004-07
 Kevin Matthews, C, Texas A&M, 2010-12
 Chris Spencer, G/C, Mississippi, 2013-14
 Quinton Spain, G, West Virginia, 2015
 Ben Jones, C, Georgia, 2016-22
 Daniel Brunskill, OL, San Diego State, 2023

61

Bob Talamini, G, Kentucky, 1960-67
 Hank Autry, C, Southern Mississippi, 1969-70
 Walter Highsmith, T, Florida A&M, 1972
 Harris Jones, G, J.C. Smith, 1973-74
 Larry Harris, G, Oklahoma State, 1978
 Wes Phillips, T, Lenoir Rhyne, 1979
 Purvis Hunt, G/T, Mississippi State, 1995-96
 Evan Pilgrim, G, Brigham Young, 1998
 Barry Hall, OT, Middle Tennessee State, 2001
 Marico Portis, G, Alabama, 2004
 Joel Rodriguez, C, Miami (Fla.), 2005
 Fernando Velasco, C/G, Georgia, 2009-12
 Kevin Matthews, C, Texas A&M, 2013
 Corey Levin, G/C, Chattanooga, 2017
 Aaron Stinnie, G, James Madison, 2018-19
 Corey Levin, G/C, Chattanooga, 2021
 Le'Raven Clark, T, Texas Tech, 2022
 John Ojukwu, OL, Boise State, 2023

62

Wahoo McDaniel, LB, Oklahoma, 1960
 Dick Frey, G, Texas A&M, 1961
 Jim Hayes, DT, Jackson State, 1965-66
 Ed Marcontell, G, Lamar Tech, 1967
 Jim LeMoine, G, Utah State, 1968-69
 Ken Grant, G, Howard Payne, 1970
 Jerry Sturm, C, Illinois, 1971
 Ralph Miller, G, Alabama State, 1972-73
 John Schuhmacher, G, Southern California, 1978-85
 Jerrell Franklin, G, Southern*, 1987
 Doug Kellemeier, G, Brigham Young*, 1987
 Craig Page, C, Georgia Tech, 1999
 Kyle DeVan, C/G, Oregon State, 2012
 Brian Schwenke, C, California, 2013-17
 Corey Levin, G/C, Chattanooga, 2018

Aaron Brewer, G/C, Texas State, 2020-21
 Corey Levin, C/G, Chattanooga, 2022-23

63

Hogan Wharton, G, Houston, 1960-63
 Doug Wilkerson, G, North Carolina Central, 1970
 Levert Carr, T, No. Central State, 1972-73
 Ronnie Carroll, G/DT, Sam Houston State, 1974-75
 Steve Baumgartner, DE, Purdue, 1977-79
 Bob Young, G, Howad Payne, 1980
 Mike Munchak, G, Penn State, 1982-93

64

Fred Wallner, G, Notre Dame, 1960
 Willis Perkins, G, Texas Southern, 1961, 1963
 Bud McFadin, DT, Texas, 1964-65
 Dick Swatland, G, Notre Dame, 1968
 Ron Saul, G, Michigan State, 1970-75
 George Reihner, G, Penn State, 1977-80, 1982
 Joe Dixon, DT, Tulsa, 1987
 Erik Norgard, C/G, Colorado, 1990-98
 Gennaro DiNapoli, G, Virginia Tech, 2002
 Eugene Amano, C/G, S.E. Missouri State, 2004
 Seth Wand, T, N.W. Missouri State, 2006
 Leroy Harris, G/C, N.C. State, 2007-12
 Josh Kline, G, Kent State, 2016-18
 Nate Davis, G, Charlotte, 2019-22

65

Gary Greaves, DE, Miami (Fla.), 1960
 Elvin Bethea, DE, North Carolina A&T, 1968-83

66

Leo Reed, G, Colorado State, 1961
 Sonny Bishop, G, Fresno State, 1964-69
 Tom Funchess, T, Jackson State, 1971-73
 Greg Davidson, C, North Texas, 1980-82
 Pat Howell, G, Southern California, 1983-85
 Clay Miller, T, Michigan*, 1987
 George Yarno, C/G, Washington State, 1989
 Doug Dawson, G, Texas, 1990-93
 Jason Layman, T/G, Tennessee, 1996-99
 Gennaro DiNapoli, G, Virginia Tech, 2000-01
 Mike Otto, T, Purdue, 2007-13
 Josue Matias, G/T, Florida State, 2016
 Kevin Pamphile, G/T, Purdue, 2018-19
 Chris Hubbard, OL, Alabama-Birmingham, 2023

67

John Wittenborn, G, S.E. Missouri, 1964-68
 Mike Fanucci, DE, Arizona State, 1973
 Jimmy Dean, DE, Texas A&M, 1978
 Mike Stensrud, DT, Iowa State, 1979-85
 Karl Morgan, DT, UCLA, 1986
 Bob Otto, DE, Idaho State*, 1987
 Jim Reid, T/G, Virginia, 1994-95
 Tom Ackerman, G, Eastern Washington, 2002-03
 Mitch Petrus, G, Arkansas, 2012
 Andy Levitre, G, Oregon State, 2013-14
 Quinton Spain, G, West Virginia, 2016-18
 Xavier Newman, C/G, Baylor, 2022-23

68

Tom Goode, C, Mississippi State, 1963-65
 Rich Stotter, LB, Houston, 1968
 Brian Goodman, G, UCLA, 1973-74
 Al Burton, DE, Bethune-Cookman, 1976
 Tom Randall, G, Iowa State, 1979
 Ralph Williams, G, Southern, 1982
 Les Studdard, C, Texas, 1983



ALL-TIME JERSEY NUMBERS

Mike Golic, DT, Notre Dame, 1985-87
Vince Stroth, G, Brigham Young, 1987
Almon Young, G, Bethune-Cookman*, 1987
Tim Roberts, DT, Southern Mississippi, 1992-94
Matt Martin, T, Kansas State, 2002-03
Kevin Mawae, C, Louisiana State, 2006-09
Byron Stingily, T, Louisville, 2011-14
Austin Pasztor, OL, Virginia, 2018
Bobby Hart, T, Florida State, 2021
Zack Johnson, OL, North Dakota State, 2022

69

Tom Goode, C, Mississippi State, 1962
Terry Stoepel, T, Tulsa, 1970
Solomon Freelon, G, Grambling, 1972-74
Andy Dorris, DE, New Mexico State, 1977-81
Al Steinfeld, G/T, C.W. Post, 1983
Doug Williams, T/G, Texas A&M, 1986-87
Brett Petersmark, C, Eastern Michigan*, 1987
Doug Williams, T/G, Texas A&M, 1988
Jon Runyan, T, Michigan, 1996-99
Zach Piller, G, Florida, 2000-2006
Zach Clayton, DT, Auburn, 2011
Eric Olsen, G/C, Notre Dame, 2014
Andy Gallik, C/G, Boston College, 2015
Tyler Marz, T, Wisconsin, 2018
Christian DiLauro, T, Illinois, 2021
Daniel Munyer, C, Colorado, 2022
TK McLendon Jr., DE, Eastern Kentucky, 2023

70

Al Jamison, T, Colgate, 1960-62
Scott Appleton, DT, Texas, 1964-66
Carel Stith, DT, Nebraska, 1967-69
Jim Harvey, G, Mississippi, 1972
Robert Wells, T, J.C. Smith, 1972
Tody Smith, DE, Southern California, 1973
Ed Fisher, G, Arizona State, 1974
Conway Hayman, G, Delaware, 1975-80
Malcolm Taylor, DE, Tennessee State, 1982-83
Dean Steinkuhler, G/T, Nebraska, 1984-91
Stan Thomas, T, Texas, 1993-95
Mark Hatfield, T, Bishop's (Que.), 1995
Adam Haayer, OT, Minnesota, 2001
Daniel Loper, OT, Texas Tech, 2005-08
Troy Kropog, OL, Tulane, 2009-10, 2012
Daniel Baldrige, T, Marshall, 2012
Chance Warmack, G, Alabama, 2013-16
Ty Sambrailo, T, Colorado State, 2020-21
Jordan Roos, G, Purdue, 2022

71

Pete Davidson, WR, Citadel, 1960
Stanley Faulkner, T, Texas, 1964
Willie Jones, DE, Kansas State, 1967
Tom Domres, DT, Wisconsin, 1968-71
Bubba McCollum, DT, Kentucky, 1974
Todd Simonsen, T, South Dakota State, 1976
Joe Owens, DE, Alcorn State, 1976
Ken Kennard, DE, Angelo State, 1977-83
Richard Byrd, DT, Southern Mississippi, 1985-89
Craig Veasey, DT/DE, Houston, 1992
Mike Teeter, DE, Michigan, 1993-94
Craig Veasey, DT/DE, Houston, 1995
Melvin Hayes, T, Mississippi State, 1996-97
Zach Piller, G, Florida, 1999
Fred Miller, T, Baylor, 2000-04
Michael Roos, T, Eastern Washington, 2005-14
Dennis Kelly, T, Purdue, 2016-20
Kendall Lamm, T, Appalachian State, 2021
Dennis Daley, OL, South Carolina, 2022

Andre Dillard, T, Washington State, 2023

72

Jerry Helluin, DT, Tulane, 1960
Bob Kelly, DT, New Mexico State, 1962
Dan Lanphear, DE, Wisconsin, 1962
Jack Klotz, T, Penn State, 1964
George Rice, DT, Louisiana State, 1966-70
Kevin Hunt, T, Doane (Neb.), 1973-77
Mark Koncar, T, Colorado, 1982
Brian Sochia, DT, N.W. Oklahoma, 1983-85
Kent Hill, G, Georgia Tech, 1986-87
Willis Peguese, DE, Miami (Fla.), 1990-92
Brad Hopkins, T, Illinois, 1993-2005
Hall Davis, DE, Louisiana-Lafayette, 2010
Deuce Lutui, G, Southern California, 2012
Pat McQuistan, G/T, Weber State, 2013
Michael Oher, T, Mississippi, 2014
David Quessenberry, OL, San Jose State, 2019-21
Jayden Peevy, DE, Texas A&M, 2022
Calvin Throckmorton, OL, Oregon, 2023

73

Dan Lanphear, DE, Wisconsin, 1960
Bob Kelly, DT, New Mexico State, 1961
Bill Herchman, DT, Texas Tech, 1962
Bob Kelly, DT, New Mexico State, 1963-64
Norman Evans, T, Texas Christian, 1965
George Allen, DT, West Texas State, 1966-67
Bob Robertson, T, Illinois, 1968
Leo Brooks, DT, Texas-Austin, 1970-72
Vernon Vanoy, DT, Kansas, 1973
Greg Sampson, T, Stanford, 1973-78
Harvey Salem, T, Cal-Berkeley, 1983-86
John Davis, G/C, Georgia Tech, 1987-88
David Williams, T, Florida, 1989-95
Scott Sanderson, T, Washington State, 1997-2000
Justin Geisinger, C/G, Vanderbilt, 2006
Jake Scott, G, Idaho, 2008-11
Steve Hutchinson, G, Michigan, 2012
Jeremiah Poutasi, G/T, Utah, 2015
Jemarc Jones, OL, Ohio State, 2022
Justin Murray, OL, Cincinnati, 2023

74

George Shirkey, DT, Stephen F. Austin, 1960-61
Dudley Meredith, DT, Lamar Tech, 1963
Arthur Strahan, DE, Texas Southern, 1965
Willie Parker, DT, Arkansas AM&N, 1967-70
Gene Ferguson, T, Norfolk State, 1971-72
Lee Thomas, DE, Jackson State, 1975
Leon Gray, OT, Jackson State, 1979-81
Bruce Matthews, G/C/T, Southern California, 1983-2001

75

Don Floyd, DE, Texas Christian, 1960-68
Dudley Meredith, DT, Lamar Tech, 1968
Elbert Drungo, T, Tennessee State, 1969-77
Jesse Baker, DE, Jacksonville State (Ala.), 1979-87
Kenny Neil, DE, Iowa State*, 1987
Vince Stroth, G, Brigham Young, 1988
Craig Veasey, DT/DE, Houston, 1993
Bill Schultz, G, Southern California, 1994
Irv Eatman, T, UCLA, 1995-96
Benji Olson, G, Washington, 1998-2007
Jovan Haye, DT, Vanderbilt, 2009-10
Keyunta Dawson, DE, Texas Tech, 2012-13
Terren Jones, T, Alabama State, 2014
Antwaun Woods, NT, Southern California, 2016
Jamil Douglas, G, Arizona State, 2019-20

Dillon Radunz, OL, North Dakota State, 2021-23

76

Dalva Allen, DE, Houston, 1960
Walt Suggs, T, Mississippi State, 1962-71
Al Cowlings, LB, Southern California, 1973-74
Morris Towns, T, Missouri, 1977-83
Eric Moran, T, Washington, 1984-86
Vince Stroth, G, Brigham Young, 1987
Doug Mikolas, NT, Portland State, 1988
Jeff Alm, DT, Notre Dame, 1990-93
Jason Mathews, T, Texas A&M, 1998-2004
David Stewart, T, Mississippi State, 2005-13
Will Svitek, T, Stanford, 2014
Byron Bell, OL, New Mexico, 2015-16
Rodger Saffold III, G, Indiana, 2019-21
Andrew Rupcich, OL, Culver-Stockton, 2023

77

Rich Michael, T, Ohio State, 1960-66
Rich Marshall, DT, Stephen F. Austin, 1967-68
Ben Mayes, DT, Drake, 1969
Spain Musgrove, DT, Utah State, 1970
Sam Walton, T, East Texas State, 1971
Council Rudolph, DE, Kentucky State, 1972
Sid Smith, C, Southern California, 1974
Bubba Smith, DE, Michigan State, 1975-76
James Young, DE, Texas Southern, 1977-79
Angelo Fields, T, Michigan State, 1980-81
Doug France, T, Ohio State, 1983-84
Malcolm Taylor, DE, Tennessee State, 1986
Barry Pettyjohn, T, Pittsburgh, 1987
Scott Boucher, G, N.E. Louisiana*, 1987
Bruce Davis, T, UCLA, 1987-89
Kevin Donnalley, T/G, North Carolina, 1991-97
Rod Walker, DT, Troy State, 2000
Justin Hartwig, G, Kansas, 2002-05
Sean Conover, DE, Bucknell, 2006-07
Ryan Durand, G, Syracuse, 2010, 2012
Taylor Lewan, T, Michigan, 2014-22
Peter Skoronski, OL, Northwestern, 2023

78

Ron Morrison, T, New Mexico, 1960
Byron Beams, DT, Notre Dame, 1961
Ed Culpepper, DT, Alabama, 1962-63
Maxie Williams, G, S.E. Louisiana, 1965
Glen Ray Hines, T, Arkansas, 1966-70
Mike Tilleman, DT, Montana, 1971-72
John Matuszak, DT, Tampa, 1973
Curley Culp, DT, Arizona State, 1974-80
Nick Eyre, T, Brigham Young, 1981
Jerome Foster, DE, Ohio State, 1983-84
Don Maggs, T/G, Tulane, 1986-92
Keith McCants, DE, Alabama, 1993-94
Anthony Cook, DE/DT, South Carolina State, 1995-98
John Thornton, DT, West Virginia, 1999-2002
Todd Williams, G/T, Florida State, 2003-05
DeQuincy Scott, DE/DT, Southern Mississippi, 2006
Jacob Ford, DE, Central Arkansas, 2007-10
Leger Douzable, DE, Central Florida, 2012
Joe Looney, C, Wake Forest, 2015
Jack Conklin, T, Michigan State, 2016-19
Marshall Newsome, T, Texas Christian, 2020
Woodrow Hamilton IV, DT, Mississippi, 2021
Da'Shawn Hand, DE, Alabama, 2021
Nicholas Petit-Frere, OL, Ohio State, 2022-23

79

Orville Trask, DT, Rice, 1960-61



ALL-TIME JERSEY NUMBERS

Pat Holmes, DE, Texas Tech, 1966-72
 Jim White, DE, Colorado State, 1974-75
 Ernest Kirk, DE, Howard Payne, 1977
 Wilson Whitley, DT, Houston, 1983
 Bryan Caldwell, DE, Arizona State, 1984
 Ray Childress, DL, Texas A&M, 1985-95
 Saul Patu, DT, Oregon, 2001
 Kevin Aldridge, DE/DT, Southern Methodist, 2002
 Marcus White, DT, Murray State, 2005
 Ulrich Winkler, DE, None, 2008
 Kareem Brown, DL, Miami (Fla.), 2010
 Pannel Egboh, DE, Stanford, 2012
 Jarius Wynn, DE, Georgia, 2012
 Jamon Meredith, T, South Carolina, 2014-15
 Sebastian Tretola, G, Arkansas, 2016
 Isaiah Wilson, T, Georgia, 2020
 Jaelyn Duncan, OL, Maryland, 2023

80

James Yeats, TE, Florida, 1960
 Dalva Allen, DE, Houston, 1961
 Gary Cutsinger, DE, Oklahoma State, 1962-67
 Andy Rice, DT, Texas Southern, 1967
 Gary Cutsinger, DE, Oklahoma State, 1968
 Glenn Woods, DT, Prairie View, 1969
 Ron Mayo, TE, Morgan State, 1973
 John Little, DT, Oklahoma State, 1975-76
 Harold Bailey, WR, Oklahoma State, 1982-83
 Eric Mullins, WR, Stanford, 1984-85
 Steve Tasker, WR, Northwestern, 1985-86
 Curtis Duncan, WR, Northwestern, 1987
 Leonard Harris, WR, Texas Tech*, 1987
 Curtis Duncan, WR, Northwestern, 1988-93
 Haywood Jeffires, WR, N.C. State, 1994
 James Thornton, TE, Cal State-Fullerton, 1995
 Michael Roan, TE, Wisconsin, 1996-99
 Chris Coleman, WR, N.C. State, 2001
 Darrell Hill, WR, Northern Illinois, 2002-04
 Bo Scaife, TE, Texas, 2005-10
 Visanthe Shiancoe, TE, Morgan State, 2013
 Derek Hagan, WR, Arizona State, 2014
 Anthony Fasano, TE, Notre Dame, 2015-16
 Chester Rogers, WR, Grambling State, 2021
 C.J. Board, WR, Chattanooga, 2022

81

Bob McLeod, TE, Abilene Christian, 1961-65
 Jim Beirne, WR, Purdue, 1968-73
 John Sawyer, TE, Southern Mississippi, 1975-76
 Johnnie Dirden, WR, Sam Houston, 1978
 Jeff Groth, WR, Bowling Green, 1979-80
 Steve Bryant, WR, Purdue, 1982-84
 Ernest Givins, WR, Louisville, 1986-94
 Chris Sanders, WR, Ohio State, 1995-2001
 Jake Schifino, WR, Akron, 2002-04
 Jason McAddley, WR, Alabama, 2004
 Brandon Jones, WR, Oklahoma, 2005-08
 Kevin Curtis, WR, Utah State, 2011
 Brandon Barden, TE, Vanderbilt, 2012-13
 Josh Stewart, WR, Oklahoma State, 2014
 Rico Richardson, WR, Jackson State, 2015
 Jonnu Smith, TE, Florida International, 2017-20
 Racey McMath, WR, Louisiana State, 2021
 Austin Hooper, TE, Stanford, 2022
 Josh Whyte, TE, Cincinnati, 2023

82

John Carson, TE, Georgia, 1960
 Ed Husmann, DT, Nebraska, 1961-65
 Ron Billingsley, DT, Wyoming, 1971-72
 Mack Alston, TE, Maryland State, 1974-76
 Gary Garrison, WR, San Diego State, 1977

Mike Renfro, WR, Texas Christian, 1978-83
 Herkie Walls, WR, Texas, 1984
 Willie Drewrey, WR, West Virginia, 1985-88
 Tony Jones, WR, Texas, 1990-91
 Mario Bailey, WR, Washington, 1992
 Travis Hannah, WR, Southern California, 1993-95
 Sheddrick Wilson, WR, Louisiana State, 1996
 Derrick Mason, WR, Michigan State, 1997
 Yancey Thigpen, WR, Winston-Salem State, 1998-2000
 Eddie Berlin, WR, Northern Iowa, 2001-04
 Courtney Roby, WR, Indiana, 2005-06
 Biren Ealy, WR, Houston, 2007
 Donnie Avery, WR, Houston, 2011
 Delanie Walker, TE, Central Missouri, 2013-19

83

Ron Nery, DE, Kansas State, 1963
 Willie Frazier, TE, Arkansas A&M, 1964-65, 1971
 Bruce Bergey, DT, UCLA, 1971
 Dave Parks, WR, Texas Tech, 1973
 Jerry Broadnax, TE, Southern, 1974
 Willie Frazier, TE, Arkansas A&M, 1975
 Melvin Baker, WR, Texas Southern, 1976
 Warren Anderson, WR, West Virginia State, 1978
 Tim Smith, WR, Nebraska, 1980-86
 Joey Walters, WR, Clemson, 1987
 Leonard Harris, WR, Texas Tech, 1988-93
 Tony Jones, WR, Texas, 1993
 Malcolm Floyd (Seabron), WR, Fresno State, 1994-96
 Isaac Byrd, WR, Kansas, 1997-99
 Mike Leach, TE, William & Mary, 2000-01
 Drew Bennett, WR, UCLA, 2002-06
 Eric Moulds, WR, Mississippi State, 2007
 Alge Crumpler, TE, North Carolina, 2008-09
 Marc Mariani, WR, Montana, 2010-13
 Rico Richardson, WR, Jackson State, 2014
 Harry Douglas, WR, Louisville, 2015-17
 Ryan Izzo, TE, Florida State, 2021

84

Jack Atchason, TE, Western Illinois, 1960
 Ron McDole, DE, Nebraska, 1962
 Bill Miller, DT, New Mexico Highlands, 1962
 Ray Jacobs, DT, Howard Payne, 1963
 Johnny Baker, LB, Mississippi State, 1963-66
 Donnie Davis, TE, Southern, 1970
 Mack Alston, TE, Maryland State, 1973
 Billy Johnson, WR/KR, Widener, 1974-80
 Mike Holston, WR, Morgan State, 1981-84
 Herkie Walls, WR, Texas, 1985
 Haywood Jeffires, WR, N.C. State, 1987-93
 Webster Slaughter, WR, San Diego State, 1994
 Haywood Jeffires, WR, N.C. State, 1995
 Willie Davis, WR, Central Arkansas, 1997-98
 Roell Preston, WR, Mississippi, 1999
 Larry Brown, TE, Georgia, 1999-2000
 Bashir Yamini, WR, Iowa, 2000
 Chris Jackson, WR, Washington State, 2000
 Shad Meier, TE, Kansas State, 2001-04
 Ben Troupe, TE, Florida, 2005-07
 Dwayne Blakley, TE, Missouri, 2008
 Mark Jones, WR, Tennessee, 2009
 Randy Moss, WR, Marshall, 2010
 Taylor Thompson, TE, Southern Methodist, 2012-14
 Corey Davis, WR, Western Michigan, 2017-20

85

Danny Brabham, LB, Arkansas, 1963-67
 Floyd Rice, LB, Alcorn A&M, 1971-73
 Tody Smith, DE, Southern California, 1974-76
 Richard Ellender, WR, McNeese State, 1979

Carl Roaches, KR, Texas A&M, 1980-84
 Drew Hill, WR, Georgia Tech, 1985-87
 Chris Darrington, WR, Weber State*, 1987
 Drew Hill, WR, Georgia Tech, 1988-91
 Willie Drewrey, WR, West Virginia, 1993
 Pat Carter, TE, Florida State, 1994
 Derek Russell, WR, Arkansas, 1996-97
 Derrick Mason, WR, Michigan State, 1998-2004
 Gregg Guenther, TE, Southern California, 2005
 Jonathan Orr, WR, Wisconsin, 2006
 Jamie Petrowski, TE, Indiana State, 2007
 Nate Washington, WR, Tiffin, 2009-14
 Chase Coffman, TE, Missouri, 2015
 MyCole Pruitt, TE, Southern Illinois, 2018-21
 Chig Okonkwo, TE, Maryland, 2022-23

86

John White, TE, Texas Southern, 1960-61
 Bucky Wegener, DT, Missouri, 1962-63
 Stan Fanning, DE, Idaho, 1964
 Robert Evans, E, Texas A&M, 1965
 Monte Ledbetter, WR, N.W. Louisiana, 1967
 Mac Haik, WR, Mississippi, 1968-71
 Clifton McNeil, WR, Grambling, 1973
 Nat Hawkins, WR, Nevada-Las Vegas, 1975
 Mike Barber, TE, Louisiana Tech, 1977-81
 Walt Arnold, TE, New Mexico, 1982
 Herkie Walls, WR, Texas, 1983
 Mike Akiu, WR, Hawaii, 1985-86
 Oliver Williams, WR, Illinois*, 1987
 Kenny Jackson, WR, Penn State, 1989
 Alex Johnson, WR, Miami (Fla.), 1991
 Corey Harris, WR, Vanderbilt, 1992
 Damon Mays, WR, Missouri, 1992-93
 Derek Russell, WR, Arkansas, 1995
 Willie Davis, WR, Central Arkansas, 1996
 Joey Kent, WR, Tennessee, 1997-99
 Carl Pickens, WR, Tennessee, 2000
 Justin McCareins, WR, Northern Illinois, 2001-03
 Ben Troupe, TE, Florida, 2004
 Roydell Williams, WR, Tulane, 2005-07
 Daniel Graham, TE, Colorado, 2011
 Chase Coffman, TE, Missouri, 2014
 Andrew Turzilli, WR, Rutgers, 2015
 Anthony Firkser, TE, Harvard, 2018-21
 Kevin Rader, TE, Youngstown State, 2022-23

87

Charlie Hennigan, WR, N.W. Louisiana, 1961-66
 Lionel Taylor, WR, New Mexico Highlands, 1967-68
 Paul Zaeske, WR, North Park, 1969-70
 Linzy Cole, WR, Texas Christian, 1971
 Jim Butler, TE, Tulsa, 1972
 Dave Smith, WR, Indiana (Pa.), 1972
 Eddie Hinton, WR, Oklahoma, 1973
 Emmett Edwards, WR, Kansas, 1975
 Al Darby, WR, Florida, 1976
 Conrad Rucker, TE, Southern, 1978-79
 Dave Casper, TE, Notre Dame, 1980-83
 Walt Arnold, TE, New Mexico, 1983
 Jamie Williams, TE, Nebraska, 1984-87
 Scott Eccles, TE, E. New Mexico*, 1987
 Jamie Williams, TE, Nebraska, 1988
 Bob Mrosko, TE, Penn State, 1989
 Pat Coleman, WR, Mississippi, 1990-94
 James McKeethan, TE, Texas A&M, 1995-97
 Kevin Dyson, WR, Utah, 1998-2002
 Tyrone Calico, WR, Middle Tennessee State, 2003-05
 David Givens, WR, Notre Dame, 2006-07
 Lavelle Hawkins, WR, California, 2008-12
 Kevin Walter, WR, Eastern Michigan, 2013



Brett Brackett, TE, Penn State, 2014
Marc Mariani, WR, Montana, 2016
Eric Decker, WR, Minnesota, 2017
Geoff Swaim, TE, Texas, 2020-22

88

Albert Witcher, S, Baylor, 1960
Willard Dewveall, TE, Southern Methodist, 1961-64
Bob Poole, TE, Clemson, 1966-67
Ed Carrington, TE, Virginia, 1969
Claude Harvey, LB, Prairie View, 1970
Allen Aldridge, DE, Prairie View, 1972
Jim Beirne, WR, Purdue, 1975-76
Jimmie Giles, TE, Alcorn, 1977
Rich Caster, WR, Jackson State, 1978-80
Billy Brooks, WR, Oklahoma, 1981
Chris Dressel, TE, Stanford, 1983-86
Mitch Daum, TE, Wyoming, 1987
Chris Verhulst, TE, Chico State, 1988-89
Bernard Ford, WR, Central Florida, 1990
Gary Wellman, WR, Southern California, 1991-94
Jackie Harris, TE, N.E. Louisiana, 1998-99
Erron Kinney, TE, Florida, 2000-06
Ben Hartsock, TE, Ohio State, 2007
Craig Stevens, TE, California, 2008-15
Jace Amaro, TE, Texas Tech, 2016
Luke Stocker, TE, Tennessee, 2017-18
Marcus Johnson, WR, Texas, 2021
Trevon Wesco, TE, West Virginia, 2023

89

Bill Groman, WR, Heidelberg, 1960-62
Dobie Craig, WR, Howard Payne, 1964
George Kinney, DE, Wylie, 1965
Bill Groman, WR, Heidelberg, 1966
Alvin Reed, TE, Prairie View, 1967-72
Earl Thomas, WR/TE, Houston, 1976
Eddie Foster, WR, Houston 1977-78
Mike McCloskey, TE, Penn State, 1983-85
Jeff Parks, TE, Auburn, 1986-87
Gerald McNeil, WR, Baylor, 1990
Frank Miotke, WR, Grand Valley State, 1991
Webster Slaughter, WR, San Diego State, 1992-93
Reggie Brown, WR, Alabama State, 1994
Frank Wycheck, TE, Maryland, 1995-2003
Cooper Wallace, TE, Auburn, 2006
Jared Cook, TE, South Carolina, 2009-12
Richard Gordon, TE, Miami (Fla.), 2014
Matthew Mulligan, TE, Maine, 2014
Phillip Supernaw, TE, Ouachita Baptist, 2015-17
Cole Wick, TE, Incarnate Word, 2018
Tommy Hudson, TE, Arizona State, 2021

90

George Webster, LB, Michigan State, 1967-72
Daryle Skaugstad, DT, California-Berkeley, 1981-82
Bob Hamm, DE, Nevada-Reno, 1983-84
Toby Caston, LB, Louisiana State, 1987
Ezra Johnson, DE, Morris Brown, 1990-91
Kenny Davidson, DE, Louisiana State, 1994-95
James Roberson, DE, Florida State, 1996-98
Jevon Kearse, DE, Florida, 1999-2003
Randy Starks, DT, Maryland, 2004-07
Jevon Kearse, DE, Florida, 2008-09
Marcus Howard, DE, Georgia, 2010
Derrick Morgan, DE/OLB, Georgia Tech, 2010-11
Scott Solomon, DE, Rice, 2012
Antonio Johnson, DT, Mississippi State, 2013
DaQuan Jones, DL, Penn State, 2014-20
Naquan Jones, DT, Michigan State, 2021-23
Ross Blacklock, DT, Texas Christian, 2023

91

Greg Sampson, T, Stanford, 1972-73

Johnny Meads, LB, Nicholls State, 1984-92
Josh Evans, DT, Alabama Birmingham, 1995-99,
2001
Albert Haynesworth, DT, Tennessee, 2002
Anthony Dunn, DE, Northern Colorado, 2003
Travis LaBoy, DE, Hawaii, 2004-07
Jason Jones, DT, Eastern Michigan, 2008-11
Derrick Morgan, DE/OLB, Georgia Tech, 2012-18
Cameron Wake, OLB, Penn State, 2019
Larrell Murchison, DL, North Carolina State, 2020-22
Shakel Brown, DT, Troy, 2023
Keondre Coburn, DL, Texas, 2023

92

Tom Briehl, LB, Stanford, 1985-87
Anthony Spears, DE, Portland State, 1989
Henry Ford, DE, Arkansas, 1994-2002
Albert Haynesworth, DT, Tennessee, 2003-08
Will Witherspoon, LB, Georgia, 2010-12
Ropati Pitoitua, DE, Washington State, 2013-15
Mehdi Abdesmad, DE, Boston College, 2016
Kevin Dodd, OLB, Clemson, 2017
Matt Dickerson, DE, UCLA, 2018-20
Ola Adeniyi, OLB, Toledo, 2021-22
Jayden Peevy, DE, Texas A&M, 2023
Marlon Davidson, DT, Auburn, 2023

93

Robert Lyles, LB, Texas Christian, 1984-90
Rick Graf, LB, Wisconsin, 1991-92
Jeremy Nunley, DE, Alabama, 1994-95
Mike Halapin, DT, Pittsburgh, 1996-97
Mike Sutton, DE, Louisiana State, 1998
Byron Frisch, DE, Brigham Young, 2000
Kevin Carter, DE, Florida, 2001-04
Kyle Vanden Bosch, DE, Nebraska, 2005-09
Jason Babin, DE, Western Michigan, 2010
Shaun Smith, DT, South Carolina, 2011
Mike Martin, DL, Michigan, 2012-15
Kevin Dodd, OLB, Clemson, 2016
Erik Walden, OLB, Middle Tennessee State, 2017
Reggie Gilbert, OLB, Arizona, 2019
Teair Tart, NT, Florida International, 2020-23

94

Frank Bush, LB, N.C. State, 1985-86
Charles Martin, DT, Livingston, 1987
Eric Larkin, T, Miami (Fla.)*, 1987
Glenn Montgomery, DT, Houston, 1989-95
Kendrick Burton, DE, Alabama, 1996
Mike Frederick, DE, Virginia, 1999
Juqua Thomas, DE, Oklahoma State, 2001-04
Jesse Mahelona, DT, Tennessee, 2006-07
Bryce Fisher, DE, Air Force, 2007
Sen'Derrick Marks, DT, Auburn, 2009-12
Sammie Hill, DT/NT, Stillman, 2013-15
Austin Johnson, DL, Penn State, 2016-19
Jack Crawford, DE, Penn State, 2020
Amani Bledsoe, DE, Oklahoma, 2021
Da'Shawn Hand, DE, Alabama, 2022
Mario Edwards Jr., DE, Florida State, 2022
Jaleel Johnson, DT, Iowa, 2023

95

Allen Aldridge, DE, Prairie View, 1971
William Fuller, DE, North Carolina, 1986-87
Dwain Turner, DT, Rice*, 1987
William Fuller, DE, North Carolina, 1988-93
Kanavis McGhee, DE, Colorado, 1995
Joe Salave'a, DT, Arizona, 1998-2001
Bo Schobel, DE, Texas Christian, 2004-05
Josh Savage, DE, Utah, 2006
William Hayes, DE, Winston-Salem State, 2008-11
Kamerion Wimbley, DE/OLB, Florida State, 2012-14

Angelo Blackson, DE, Auburn, 2015-16
David King, DE, Oklahoma, 2017
Anthony Rush, DT, Alabama-Birmingham, 2021
Eli Ankou, DT, UCLA, 2021
Kyle Peko, DT, Oregon State, 2021
DeMarcus Walker, DL, Florida State, 2022
Kyle Peko, DT, Oregon State, 2023

96

Sean Jones, DE, Northeastern, 1988-93
Gary Walker, DT, Auburn, 1995-98
Mike Jones, DT/DE, N.C. State, 1999
Keith Embray, DE, Utah, 2000-01
James Atkins, DT, Virginia Union, 2002-03
Jared Clauss, DT, Iowa, 2004-05
Robaire Smith, DT, Michigan State, 2006
Antonio Johnson, DT, Mississippi State, 2007
Corey Simon, DT, Florida State, 2007
Kevin Vickerson, DT, Michigan State, 2007-09
Amon Gordon, DT, Stanford, 2010
Malcolm Sheppard, DT, Arkansas, 2010-11
DaJohn Harris, DT, Southern California, 2012
Al Woods, NT, Louisiana State, 2014-16
Sylvester Williams, NT, North Carolina, 2017
Bennie Logan, DL, Louisiana State, 2018
Brent Urban, DE, Virginia, 2019
Joey Ivie, DT, Florida, 2019
Denico Autry, DL, Mississippi State, 2021-23

97

Mike Johnson, DE, Illinois, 1984-85
Robert Banks, DE, Notre Dame, 1988
Lee Williams, DE, Bethune-Cookman, 1991-93
Bryant Mix, DT, Alcorn State, 1996-97
Jason Fisk, DT, Stanford, 1999-2001
Carlos Hall, DE, Arkansas, 2002-04
Tony Brown, DT, Memphis, 2006-10
Karl Klug, DT, Iowa, 2011-17
Darius Kilgo, NT, Maryland, 2018
Isaiah Mack, DT, Chattanooga, 2019-20
Caraun Reid, DT, Princeton, 2021
Kevin Strong, DE, Texas-San Antonio, 2021-22
Taylor Stallworth, DT, South Carolina, 2023
Quinton Bohanna, DL, Kentucky, 2023

98

Mark Studaway, DE, Tennessee, 1984
Lynn Madsen, DE, Washington, 1986
Rayford Cooks, DE, North Texas State*, 1987
Natu Tuatagaloa, DT/DE, California, 1995
Pratt Lyons, DT/DE, Troy State (Ala.), 1997-98
Robaire Smith, DT, Michigan State, 2000-03
Antwan Odom, DE, Alabama, 2004-07
Dave Ball, DE, UCLA, 2008-12
Lavar Edwards, DE, Louisiana State, 2013
Brian Orakpo, LB, Texas, 2015-18
Jeffery Simmons, DT, Mississippi State, 2019-2023

99

Ernie Ladd, DT, Grambling, 1966
Doug Smith, DT, Auburn, 1985-92
Robert Young, DE, Mississippi State, 1996
Kenny Holmes, DE, Miami (Fla.), 1997-2000
Kris Kocurek, DT, Texas Tech, 2001-02
Rien Long, DT, Washington State, 2003-06
Demetris Veal, DT, Tennessee, 2007
Amon Gordon, DT, Stanford, 2008
Eric Bakhtiari, DE, San Diego, 2009
Marques Douglas, DT, Howard, 2010
Jurrell Casey, DT, Southern California, 2011-19
Jadeveon Clowney, OLB, South Carolina, 2020
Rashad Weaver, OLB, Pittsburgh, 2021-23

* Played in replacement games only



ALL-TIME PRACTICE SQUAD PLAYERS

(*Bold denotes promoted to active roster*)

1989
Bell, Billy CB
Brantley, John LB
 Hartlieb, Chuck QB
Norgard, Erik C
Orlando, Bo S
 Rogers, Tracy LB
Spears, Anthony DE

1990
 Banes, Joey T
Coleman, Pat WR
 Friberg, Keith LB/DE
 Hough, Scott T
 Lloyd, Doug RB
 Muecke, Tom QB
Slack, Reggie QB
 Snyder, Brent QB

1991
Anderson, Herbie CB
Johnson, Ezra DE
 Rocker, David DT
Slack, Reggie QB
 Thomas, Scott T
Wellman, Gary WR

1992
Bailey, Mario WR
Brown, Reggie WR
 Campbell, Joe RB
 Davis, Anthony LB
 Gisler, Mike G
 Gray, Terry G
 Green, Anthony WR
Mays, Damon WR
 Pharms, Charles S

1993
Aldridge, Melvin S
 Benton, Gerald WR
Martin, Emanuel CB
Maston, Le'Shai RB
 Neal, Jeff G/T
 Truitt, Leroy T
 Williams, James DB
Williamson, Lee QB

1994
Bailey, Mario WR
Barnes, Tomur CB
Hall, Lemanski LB
 Jennings, Willie DT
Williamson, Lee QB

1995
 Brown, Charlie RB
Evans, Josh DT
 Harden, Linc LB
Logan, James LB
Lundy, Dennis RB
 Richardson, C.J. S
Strong, Jasper WR

1996
Cole, Lee CB
 Florine, Ron T
Jones, Lenoy LB
Roberson, James DE
 Running, Mitch WR
 Sanders, Chris TE

1997
 Adams, Louis LB
George, Spencer RB
McCullough, George CB
 Mustafa, Isaiah WR
 Scharf, Tim LB
 Washington, T.J. T

1998
 Bradley, Josh TE
George, Spencer RB
 Gilbert, Lonnie G
 Jackson, Brad LB
 McElmurry, Blaine S
 Priester, Raymond RB
 Sprotte, Jimmy LB
Sutton, Mike DE
 Ward, Chris DE

1999
Brown, Larry TE
 Bryant, Aaron TE
Embray, Keith DE
 Gould, Garett FB
 Jones, Chris LB
Page, Craig C
 Rafferty, Ian G
 Roberts, Cleve T
Walker, Rod DT
 Ware, Brad S

2000
Coleman, Chris WR
 Dearth, James TE
 Gavadza, Jason TE
Jackson, Chris WR
 Koch, Aaron G
Leach, Mike TE
 McCullough, Andy WR
Page, Craig C
 Rafferty, Ian G
Walker, Rod DT
Yamini, Bashir WR

2001
Alexander, Dan RB
 Arp, Donovan DT
 Chambers, Derrick DT
 Combs, Derek RB
 Costa, Dave G
Kocurek, Kris DT
Natkin, Brian TE
 Patu, Saul DT
 Taylor, Chris WR
 Thomas, Tarlos T
 Thweatt, Byron LB
 White, Reggie RB

2002
Aldridge, Kevin DE
Atkins, James DT
 Branch, Bruce CB
 Fletcher, Bryan TE
 Ford, Willie DB
Hayes, Chad TE
 Hebert, Jason S
Kassell, Brad LB
 Malano, Mike C
Martin, Matt T
 Newson, Kendall WR
 O'Leary, Dan TE
 White, Greg DE
 Whiting, Teag G

2003
 Blakley, Dwayne TE
 Drumm, Brandon FB
Dunn, Anthony DT
 Franklin, Brad CB
 Freeman, Rober' CB
 Fryzel, Jimmy WR
 Harden, Cedric DT
Jackson, Ray RB
Kramer, Jordan LB
 Lewis, Jermaine WR
 Lowe, Omare DB
Portis, Marico G
 Powell, Jamal CB
 Reid, Gabe TE
 Smith, Steve CB
 Walker, Marquise WR

2004
 Cramer, Casey TE
 Danielsen, Lane WR
 Devoe, Todd WR
 Herring, Isaac T
 Johnson, Shawn DE
 Kramer, Jordan LB
 LeJeune, Norman S
 McCoy, Derek WR
Payton, Jarrett RB
Portis, Marico G
Sandy, Justin S
Spencer, Cody LB
 Swaggert, Brent T

2005
 Anderson, Jason WR
 Bergeron, David LB
 Douglas, Robert FB
 Harris, Antoine DB
 Leverette, Otis DE
Mauck, Matt QB
 Newberry, Jared LB
Payton, Jarrett RB
Randall, Marcus S
 Rodriguez, Joel C
Sandy, Justin S
Small, O.J. WR
Thomas, Sloan WR
Thurman, Andrae WR
White, Marcus DT

2006
Conover, Sean DE
Ganther, Quinton RB
Geisinger, Justin G
 Harris, Antoine CB
 Matua, Fred G
Mauck, Matt QB
Nande, Terna LB
 Petrowski, Jamie TE
 Ross, Richie WR
 Snell, Isaac G
Toone, Spencer LB
Wallace, Cooper TE

2007
Allred, Colin LB
 Birdine, Larry DE
Cain, Jeremy LB/FB
 Campbell, Kurt LB
 Cole, Marquise CB
Ealy, Biren WR
Ganther, Quinton RB
 Martin, Ingle QB
 Matua, Fred G



ALL-TIME PRACTICE SQUAD PLAYERS

Murphy, Jason C
Otto, Mike T
 Pakulak, Glenn P
Petrowski, Jamie TE
 Snell, Isaac G
Vickerson, Kevin DT
 Wallace, Cooper TE
 Winkler, Ulrich DE

2008

Bennett, Charles DE
 Datish, Doug C/G
 Davis, Tanard CB
 Ealy, Biren WR
Gordon, Amon DT
Harris, Tuff DB
 Johnson, Antonio DT
 Jones, Derrick DT
 Martin, Ingle QB
 Mulligan, Matthew TE
 Murphy, Jason C
 Parsons, Preston QB
 Petrowski, Jamie TE
 Velasco, Fernando C/G
Williams, Cary CB

2009

Bakhtiari, Eric DE
 Ball, Lance RB
 Booty, John David QB
 Brown, Kareem DL
 Durand, Ryan G
Edison, Dominique WR
 Ferguson II, Rodney RB
 King, Mitch DT
 Morris, Phillip WR
 Rivera, Mike LB
 Schommer, Nick S
 Trapasso, A.J. P
Velasco, Fernando C/G
Williams, Cary CB
 Williams, Paul WR

2010

Butler, Carson TE
 Corcoran, Jack FB
Davis, Hall DE
 Donaldson, Herb RB
Durand, Ryan G
 Edison, Dominique WR
 Egboh, Pannel DE
 Gamble, Joel FB/TE
 Geer, Riar TE
 Hansen, Jeff G
 Hawkins, Chris CB
Ittersagen, Pete CB
Matthews, Kevin C
 Rolle, Myron S
 Trahan, Patrick LB

2011

Donaldson, Herb RB
Durand, Ryan G
 Egboh, Pannel DE
 Graham, Cameron TE
Johnson, Robert S
 Kirkendoll, James WR
 Kropog, Troy T
 Preston, Michael WR
 Wheatley, Terrence CB

2012

Alexander, Alvester RB
Barden, Brandon TE

Borel, Diondre WR
 Clayton, Zach DT
 Creer, Lennon RB
 DeGeare, Chris G
Evans, Darren RB
 Gibson, Thaddeus DE
 Hazelton, Vidal WR
 Horn, Tyler C
 Mohamed, Mike LB
Mooney, Collin FB
Preston, Michael WR
 Tuimaunei, Suaesi S
 Webb, Martell TE
Wilson, Tracy S

2013

Adams, Jeff T
 Anunoby, Chigbo DT
 Baker, George CB
 Charles, Stefan DT
 Copeland, Brandon LB
 Gaskins, Kendall RB
 Horn, Tyler C/G
 Johnson, Oscar G
 Kearse, Frank DT
 Netter, Al T
 Ojomo, Adewale DE
Preston, Michael WR
 Ross, Rashad WR
 Schiltz, Adam TE
Smith, Rusty QB
 Taufa'Asau, Kurt DT
 Willard, Jonathan LB
Wooten, Khalid CB
Wylie, Devon WR

2014

Anderson, Ri'Shard CB
Andrews, Antonio RB
 Anunoby, Chigbo DL
 Askew, Nate LB
Brackett, Brett TE
 Charles, Orson TE
 Copeland, Brandon OLB
 McCray, Justin G
Moch, Dontay OLB
 Moye, Derek WR
 Poehls, Will T
Richardson, Rico WR
 Seastrunk, Lache RB
 Smallwood, Yawin LB
 Sorensen, Brad QB
Staples, Justin LB
 Sutton, Chaz LB
 Tanney, Alex QB

2015

Ankrah, Jason OLB
Aubrey, Josh S
Cudjoe-Virgill, Yannik OLB
 Farrell, Dillon C/G
 Fluellen, David RB
 Greene, Kevin TE
 Harwell, Nick WR
 Kafka, Mike QB
 Lutman, Gavin WR
 Matias, Josue G
McBride, Tre WR
 Pierce-Brewster, Markus LB
 Poehls, Will T
 Renner, Bryn QB
Richardson, Rico WR
 Richardson, Shaquille CB
Staples, Justin LB

Tavai, J.R. OLB
Webb, B.W. CB
 Westbrook, Tevin TE

2016

Abdesmad, Mehdi DE
 Barton, Karim G
 Brown, Kourtnei OLB
 Cunningham, Jerome TE
Fluellen, David RB
 Krause, Jonathan WR
 Leslie, Jordan WR
 Marz, Tyler T
 Maye, K.J. WR
McBride, Tre WR
 McKinnon, Jeremiah CB
 Patrick, Ronald C
Reed, Kalan CB
 Riggs, Cody CB
Riley, Curtis DB
Smith, D'Joun CB
Staples, Justin LB
Tanney, Alex QB
 Tavai, J.R. OLB
Woods, Antwaun NT

2017

Board, C.J. WR
Carraway, Josh OLB
 Cunningham, Jerome TE
 Durden, Kenneth CB
 Ferguson, Tyler QB
Jennings, Darius WR
 Johnson, Denzel S
 Marz, Tyler T
 Maxey, Johnny DE
 Moore, Steven T
Muhammad, Khalfani RB
Pascal, Zach WR
 Seaton, Brad T
 Semisch, Tim TE
 Warmasley, Julius DE
 Washington Jr., Tony OLB
 Wichmann, Cody OL
 Woods, Antwaun NT

2018

Batson, Cameron WR
 Cunningham, Jerome TE
Dawkins, Dalyn RB
 Douglas, Jamil G
Durden, Kenneth CB
Firkser, Anthony TE
 Hansen, Chad WR
Harris, Nigel LB
 Jordan, Mike DB
Kalu, Joshua DB
Kilgo, Darius NT
Lewis, LaTroy LB
 Lewis Jr., Roger WR
Marz, Tyler T
 Morgan, Jordan OL
 President, Gimel OLB
 Proehl, Austin WR
 Quessenberry, David OL
 Raymond, Kalif WR
 Ross, Devin WR
 Shelton, Coleman C/G
 Silberman, Ian OL
 Simon, Deon DL
Spillane, Robert LB
 Stringfellow, Damore'ea WR
 Vickers, Kendal DE
 Webb, Damon S



ALL-TIME PRACTICE SQUAD PLAYERS

Woodside, Logan

2019

Bledsoe, Amani	DE
Davis II, Jamal	OLB
Davis, Rashard	WR
Dawkins, Dalyn	RB
Durden, Kenneth	CB
Eligwe, Ukeme	LB
Harris, Nigel	LB
Hesse, Parker	TE
Hollister, Cody	WR
Ivie, Joey	DT
Johnson, Lyndon	DT
Munyer, Daniel	C
Orr, Kareem	CB
Pankey, Adam	OL
Quessenberry, David	OL
Raymond, Kalif	WR
Roberson, Derick	OLB
Smith, Josh	OLB
Stinnie, Aaron	G
Thompson, Trevion	WR
White, Papi	WR
Wilson, Shaun	RB
Woodside, Logan	QB

2020

Adams, Paul	T
Allen, Ryan	P
Bates, Daren	LB
Batson, Cameron	WR
Borders, Breon	CB
Brown, Miles	DL
Compton, Will	LB
Daniel, Trevor	P
Davis II, Jamal	OLB
Davis, Rashard	WR
Foreman, D'Onta	RB
Hesse, Parker	TE
Hollister, Cody	WR
Hudson, Tommy	TE
Kemp, Brandon	T
Kizer, DeShone	QB
Mabin, Greg	CB
McCann, Tucker	K
Munyer, Daniel	C
Nelson, Picasso	DB
Newhouse, Marshall	T
Orchard, Nate	OLB
Orr, Kareem	CB
Orzech, Matt	LS
Overton, Matt	LS
Quessenberry, David	T
Ray, Wyatt	OLB
Reed, Brooks	OLB
Rogers, Chester	WR
Siemian, Trevor	QB
Skipper, Tuzar	OLB
Sloman, Sam	K
Smith, Kobe	NT
Smith, Maurice	DB
Tart, Teair	DT
Tavecchio, Gio	K

2021

Adams, Paul	T
Anderson, Abdullah	DE
Ankou, Eli	DT
Badgley, Michael	K
Barkley, Matt	QB
Bledsoe, Amani	DE
Boddy-Calhoun, Briean	CB
Borders, Breon	CB

Brooks, Nate	CB
Brown, Andrew	DL
Bullock, Randy	K
Carter, Jamal	S
Carter, Shyheim	DB
Carter, Tory	FB
Clemons, Rodney	DB
Cole, Dylan	LB
DiLauro, Christian	T
Finch, Sharif	OLB
Fitzpatrick, Dez	WR
Foreman, D'Onta	RB
Forristall, Miller	TE
Fort, Austin	TE
Gray, Derwin	OL
Hamilton IV, Woodrow	DT
Hand, Da'Shawn	DE
Hart, Bobby	T
Hilliard, Dontrell	RB
Hogan, Kevin	QB
Hollister, Cody	WR
Hudson, Tommy	TE
Johnson, Jan	LB
Jones, Chris	CB
Jones, Joe	LB
Jones, Naquan	DT
Kinsey, Mason	WR
Kizer, DeShone	QB
Levin, Corey	C
Mack, Austin	WR
McDougald, Bradley	S
McNichols, Jeremy	RB
Munyer, Daniel	C
Murray, Jimmy	C
Ogbuehi, Cedric	T
Peko, Kyle	DT
Peterson, Adrian	RB
Pruitt, MyCole	TE
Reid, Caraun	DT
Roos, Jordan	G
Rowland, Chris	WR
Santoso, Ryan	K
Sargent, Mekhi	RB
Scott, Caleb	WR
Scott, Niles	NT
Simon, John	OLB
Skipper, Tuzar	OLB
Smith, Rodney	RB
Strong, Kevin	DE
Tate, Golden	WR
Wilkins, Jordan	RB

2022

Anenih, David	OLB
Auclair, Antony	TE
Board, C.J.	WR
Brooks, Curtis	DT
Brooks, Nate	DB
Brown, Kyron	CB
Carter, Shyheim	CB
Chestnut, Julius	RB
Conley, Chris	WR
DiLauro, Christian	T
Fitzpatrick, Dez	WR
Gibbens, Jack	LB
Gordon, Josh	WR
Green, Gerri	OLB
Harris, Davontae	CB
Hogan, Kevin	QB
Isidora, Danny	G
Jackson, Chris	CB
Jackson, Theo	DB
Johnson, Zack	OL
Kinsey, Mason	WR

Mabin, Greg	CB
McCloud, Zach	OLB
McKinley, Takk	OLB
Meadors, Nate	DB
Murchison, Larrell	DL
Newman, Xavier	C/G
Odukoya, Thomas	TE
Okuayinonu, Sam	DE
Parker, Steven	S
Peevy, Jayden	DE
Rader, Kevin	TE
Ray, Wyatt	OLB
Roberson Jr., Reggie	WR
Roos, Jordan	G
Rupcich, Andrew	T
Schobert, Joe	LB
Shudak, Caleb	K
Smith, Andre	LB
Smith, Eric	T
Ward, Jonathan	RB
Woodside, Logan	QB

2023

Asiasi, Devin	TE
Blacklock, Ross	DT
Campbell, Chance	LB
Carter, Shyheim	DB
Crowder, Tae	LB
Cruikshank, Dane	DB
Davidson, Marlon	DT
Domann, JoJo	LB
Dwumfour, Michael	DL
Empey, James	C
Garror, Eric	DB
Gowan, Tay	DB
Harrison, Tre'Shaun	WR
Jackson, Matthew	S
Johnson, Jaleel	DT
Jones, Joe	LB
Kinsey, Mason	WR
Marsh, Armani	DB
McLendon Jr., TK	DE
Moa, David	DT
Murray, Justin	OL
Odukoya, Thomas	TE
Ojukwu, John	OL
Okuayinonu, Sam	DE
Patrick, Jacques	RB
Peevy, Jayden	DE
Peko, Kyle	DT
Phillips, Darius	DB
Rader, Kevin	TE
Reese IV, Otis	LB
Roos, Jordan	G
Rupcich, Andrew	OL
Rush, Thomas	OLB
Sheffield, Kendall	DB
Simmons, Lachavious	OL
Smith, Shi	WR
Stallworth, Taylor	DT
Thompson, Josh	DB
Ward, Jonathan	RB
York, Cade	K
Zentner, Ty	P

(Bold denotes promoted to active roster)



YEAR-BY-YEAR STARTING QUARTERBACKS

2023 (6-11)

Date	W-L	Opponent	Starter
Sept. 10	L	at New Orleans	Tannehill
Sept. 17	W	L.A. Chargers	Tannehill
Sept. 24	L	at Cleveland	Tannehill
Oct. 1	W	Cincinnati	Tannehill
Oct. 8	L	at Indianapolis	Tannehill
Oct. 15	L	Baltimore	Tannehill
Oct. 29	W	Atlanta	Levis
Nov. 2	L	at Pittsburgh	Levis
Nov. 12	L	at Tampa Bay	Levis
Nov. 19	L	at Jacksonville	Levis
Nov. 26	W	Carolina	Levis
Dec. 3	L	Indianapolis	Levis
Dec. 11	W	at Miami	Levis
Dec. 18	L	Houston	Levis
Dec. 24	L	Seattle	Tannehill
Dec. 31	L	at Houston	Levis
Jan. 6-7	W	Jacksonville	Tannehill

Tannehill (3-5), Levis (3-6)

2022 (7-10)

Date	W-L	Opponent	Starter
Sept. 11	L	N.Y. Giants	Tannehill
Sept. 19	L	at Buffalo	Tannehill
Sept. 25	W	Las Vegas	Tannehill
Oct. 2	W	at Indianapolis	Tannehill
Oct. 9	W	at Washington	Tannehill
Oct. 23	W	Indianapolis	Tannehill
Oct. 30	W	at Houston	Willis
Nov. 6	L	at Kansas City	Willis
Nov. 13	W	Denver	Tannehill
Nov. 17	W	at Green Bay	Tannehill
Nov. 27	L	Cincinnati	Tannehill
Dec. 4	L	at Philadelphia	Tannehill
Dec. 11	L	Jacksonville	Tannehill
Dec. 18	L	at L.A. Chargers	Tannehill
Dec. 24	L	Houston	Willis
Dec. 29	L	Dallas	Dobbs
Jan. 7	L	at Jacksonville	Dobbs

Tannehill (6-6), Willis (1-2), Dobbs (0-2)

2021 (12-5)

Date	W-L	Opponent	Starter
Sept. 12	L	Arizona	Tannehill
Sept. 19	W	at Seattle	Tannehill
Sept. 27	W	Indianapolis	Tannehill
Oct. 3	L	at N.Y. Jets	Tannehill
Oct. 10	W	at Jacksonville	Tannehill
Oct. 18	W	Buffalo	Tannehill
Oct. 24	W	Kansas City	Tannehill
Oct. 31	W	at Indianapolis	Tannehill
Nov. 7	W	at L.A. Rams	Tannehill
Nov. 14	W	New Orleans	Tannehill
Nov. 21	L	Houston	Tannehill
Nov. 28	L	at New England	Tannehill
Dec. 12	W	Jacksonville	Tannehill
Dec. 19	L	at Pittsburgh	Tannehill
Dec. 23	W	San Francisco	Tannehill
Jan. 2	W	Miami	Tannehill
Jan. 9	W	at Houston	Tannehill

Divisional

Jan. 22	L	Cincinnati	Tannehill
---------	---	------------	-----------

Tannehill (12-5, 0-1)

2020 (11-5)

Date	W-L	Opponent	Starter
Sept. 14	W	at Denver	Tannehill
Sept. 20	W	Jacksonville	Tannehill
Sept. 27	W	at Minnesota	Tannehill
Oct. 13	W	Buffalo	Tannehill
Oct. 18	W	Houston	Tannehill

Oct. 25	L	Pittsburgh	Tannehill
Nov. 1	L	at Cincinnati	Tannehill
Nov. 8	W	Chicago	Tannehill
Nov. 12	L	Indianapolis	Tannehill
Nov. 22	W	at Baltimore	Tannehill
Nov. 29	W	at Indianapolis	Tannehill
Dec. 6	L	Cleveland	Tannehill
Dec. 13	W	at Jacksonville	Tannehill
Dec. 20	W	Detroit	Tannehill
Dec. 27	L	at Green Bay	Tannehill
Jan. 3	W	at Houston	Tannehill

Wild Card

Jan. 10	L	Baltimore	Tannehill
---------	---	-----------	-----------

Tannehill (11-5, 0-1)

2019 (9-7)

Date	W-L	Opponent	Starter
Sept. 8	W	at Cleveland	Mariota
Sept. 15	L	Indianapolis	Mariota
Sept. 19	L	at Jacksonville	Mariota
Sept. 29	W	at Atlanta	Mariota
Oct. 6	L	Buffalo	Mariota
Oct. 13	L	at Denver	Mariota
Oct. 20	W	L.A. Chargers	Tannehill
Oct. 27	W	Tampa Bay	Tannehill
Nov. 3	L	at Carolina	Tannehill
Nov. 10	W	Kansas City	Tannehill
Nov. 24	W	Jacksonville	Tannehill
Dec. 1	W	at Indianapolis	Tannehill
Dec. 8	W	at Oakland	Tannehill
Dec. 15	L	Houston	Tannehill
Dec. 22	L	New Orleans	Tannehill
Dec. 30	W	at Houston	Tannehill

Wild Card

Jan. 4	W	at New England	Tannehill
--------	---	----------------	-----------

Divisional

Jan. 11	W	at Baltimore	Tannehill
---------	---	--------------	-----------

AFC Championship

Jan. 19	L	at Kansas City	Tannehill
---------	---	----------------	-----------

Mariota (2-4), Tannehill (7-3, 2-1)

2018 (9-7)

Date	W-L	Opponent	Starter
Sept. 9	L	at Miami	Mariota
Sept. 16	W	Houston	Gabbert
Sept. 23	W	at Jacksonville	Gabbert
Sept. 30	W	Philadelphia	Mariota
Oct. 7	L	at Buffalo	Mariota
Oct. 14	L	Baltimore	Mariota
Oct. 21	L	at L.A. Chargers	Mariota
Nov. 5	W	at Dallas	Mariota
Nov. 11	W	New England	Mariota
Nov. 18	L	at Indianapolis	Mariota
Nov. 26	L	at Houston	Mariota
Dec. 2	W	N.Y. Jets	Mariota
Dec. 6	W	Jacksonville	Mariota
Dec. 16	W	at N.Y. Giants	Mariota
Dec. 22	W	Washington	Mariota
Dec. 30	L	Indianapolis	Gabbert

Mariota (7-6), Gabbert (2-1)

2017 (9-7)

Date	W-L	Opponent	Starter
Sept. 10	L	Oakland	Mariota
Sept. 17	W	at Jacksonville	Mariota
Sept. 24	W	Seattle	Mariota
Oct. 1	L	at Houston	Mariota
Oct. 8	L	at Miami	Cassel
Oct. 16	W	Indianapolis	Mariota
Oct. 22	W	at Cleveland	Mariota
Nov. 5	W	Baltimore	Mariota

Nov. 12	W	Cincinnati	Mariota
Nov. 16	L	at Pittsburgh	Mariota
Nov. 26	W	at Indianapolis	Mariota
Dec. 3	W	Houston	Mariota
Dec. 10	L	at Arizona	Mariota
Dec. 17	L	at San Francisco	Mariota
Dec. 24	L	Los Angeles Rams	Mariota
Dec. 31	W	Jacksonville	Mariota

Wild Card

Jan. 6	W	at Kansas City	Mariota
--------	---	----------------	---------

Divisional

Jan. 13	L	at New England	Mariota
---------	---	----------------	---------

Mariota (9-6, 1-1), Cassel (0-1)

2016 (9-7)

Date	W-L	Opponent	Starter
Sept. 11	L	Minnesota	Mariota
Sept. 18	W	at Detroit	Mariota
Sept. 25	L	Oakland	Mariota
Oct. 2	L	at Houston	Mariota
Oct. 9	W	at Miami	Mariota
Oct. 16	W	Cleveland	Mariota
Oct. 23	L	Indianapolis	Mariota
Oct. 27	W	Jacksonville	Mariota
Nov. 6	L	at San Diego	Mariota
Nov. 13	W	Green Bay	Mariota
Nov. 20	L	at Indianapolis	Mariota
Nov. 27	W	at Chicago	Mariota
Dec. 11	W	Denver	Mariota
Dec. 18	W	at Kansas City	Mariota
Dec. 24	L	at Jacksonville	Mariota
Jan. 1	W	Houston	Cassel

Mariota (8-7), Cassel (1-0)

2015 (3-13)

Date	W-L	Opponent	Starter
Sept. 13	W	at Tampa Bay	Mariota
Sept. 20	L	at Cleveland	Mariota
Sept. 27	L	Indianapolis	Mariota
Oct. 11	L	Buffalo	Mariota
Oct. 18	L	Miami	Mariota
Oct. 25	L	Atlanta	Mettenberger
Nov. 1	L	at Houston	Mettenberger
Nov. 8	W	at New Orleans	Mariota
Nov. 15	L	Carolina	Mariota
Nov. 19	L	at Jacksonville	Mariota
Nov. 29	L	Oakland	Mariota
Dec. 6	W	Jacksonville	Mariota
Dec. 13	L	at N.Y. Jets	Mariota
Dec. 20	L	at New England	Mariota
Dec. 27	L	Houston	Mettenberger
Jan. 3	L	at Indianapolis	Mettenberger

Mariota (3-9), Mettenberger (0-4)

2014 (2-14)

Date	W-L	Opponent	Starter
Sept. 7	W	at Kansas City	Locker
Sept. 14	L	Dallas	Locker
Sept. 21	L	at Cincinnati	Locker
Sept. 28	L	at Indianapolis	Whitehurst
Oct. 5	L	Cleveland	Locker
Oct. 12	W	Jacksonville	Whitehurst
Oct. 19	L	at Washington	Whitehurst
Oct. 26	L	Houston	Mettenberger
Nov. 9	L	at Baltimore	Mettenberger
Nov. 17	L	Pittsburgh	Mettenberger
Nov. 23	L	at Philadelphia	Mettenberger
Nov. 30	L	at Houston	Mettenberger
Dec. 7	L	N.Y. Giants	Mettenberger
Dec. 14	L	N.Y. Jets	Locker



YEAR-BY-YEAR STARTING QUARTERBACKS

Dec. 18	L	at Jacksonville	Whitehurst
Dec. 28	L	Indianapolis	Whitehurst
Locker (1-4), Whitehurst (1-4), Mettenberger (0-6)			

2013 (7-9)

Date	W-L	Opponent	Starter
Sept. 8	W	at Pittsburgh	Locker
Sept. 15	L	at Houston	Locker
Sept. 22	W	San Diego	Locker
Sept. 29	W	N.Y. Jets	Locker
Oct. 6	L	Kansas City	Fitzpatrick
Oct. 13	L	at Seattle	Fitzpatrick
Oct. 20	L	San Francisco	Locker
Nov. 3	W	at St. Louis	Locker
Nov. 10	L	Jacksonville	Locker
Nov. 14	L	Indianapolis	Fitzpatrick
Nov. 24	W	at Oakland	Fitzpatrick
Dec. 1	L	at Indianapolis	Fitzpatrick
Dec. 8	L	at Denver	Fitzpatrick
Dec. 15	L	Arizona	Fitzpatrick
Dec. 22	W	at Jacksonville	Fitzpatrick
Dec. 29	W	Houston	Fitzpatrick

Locker (4-3), Fitzpatrick (3-6)

2012 (6-10)

Date	W-L	Opponent	Starter
Sept. 9	L	New England	Locker
Sept. 16	L	at San Diego	Locker
Sept. 23	W	Detroit	Locker
Sept. 30	L	at Houston	Locker
Oct. 7	L	at Minnesota	Hasselbeck
Oct. 11	W	Pittsburgh	Hasselbeck
Oct. 21	W	at Buffalo	Hasselbeck
Oct. 28	L	Indianapolis	Hasselbeck
Nov. 4	L	Chicago	Hasselbeck
Nov. 11	W	at Miami	Locker
Nov. 25	L	at Jacksonville	Locker
Dec. 2	L	Houston	Locker
Dec. 9	L	at Indianapolis	Locker
Dec. 17	W	N.Y. Jets	Locker
Dec. 23	L	at Green Bay	Locker
Dec. 30	W	Jacksonville	Locker

Locker (4-7), Hasselbeck (2-3)

2011 (9-7)

Date	W-L	Opponent	Starter
Sept. 11	L	at Jacksonville	Hasselbeck
Sept. 18	W	Baltimore	Hasselbeck
Sept. 25	W	Denver	Hasselbeck
Oct. 2	W	at Cleveland	Hasselbeck
Oct. 9	L	at Pittsburgh	Hasselbeck
Oct. 23	L	Houston	Hasselbeck
Oct. 30	W	Indianapolis	Hasselbeck
Nov. 6	L	Cincinnati	Hasselbeck
Nov. 13	W	at Carolina	Hasselbeck
Nov. 20	L	at Atlanta	Hasselbeck
Nov. 27	W	Tampa Bay	Hasselbeck
Dec. 4	W	at Buffalo	Hasselbeck
Dec. 11	L	New Orleans	Hasselbeck
Dec. 18	L	at Indianapolis	Hasselbeck
Dec. 24	W	Jacksonville	Hasselbeck
Jan. 1	W	at Houston	Hasselbeck

Hasselbeck (9-7)

2010 (6-10)

Date	W-L	Opponent	Starter
Sept. 12	W	Oakland	Young
Sept. 19	L	Pittsburgh	Young
Sept. 26	W	at N.Y. Giants	Young
Oct. 3	L	Denver	Young

Oct. 10	W	at Dallas	Young
Oct. 18	W	at Jacksonville	Young
Oct. 24	W	Philadelphia	Collins
Oct. 31	L	at San Diego	Young
Nov. 14	L	at Miami	Collins
Nov. 21	L	Washington	Young
Nov. 28	L	at Houston	Smith
Dec. 5	L	Jacksonville	Collins
Dec. 9	L	Indianapolis	Collins
Dec. 19	W	Houston	Collins
Dec. 26	L	at Kansas City	Collins
Jan. 2	L	at Indianapolis	Collins

Young (4-4), Collins (2-5), Smith (0-1)

2009 (8-8)

Date	W-L	Opponent	Starter
Sept. 10	L	at Pittsburgh	Collins
Sept. 20	L	Houston	Collins
Sept. 27	L	at N.Y. Jets	Collins
Oct. 4	L	at Jacksonville	Collins
Oct. 11	L	Indianapolis	Collins
Oct. 18	L	at New England	Collins
Nov. 1	W	Jacksonville	Young
Nov. 8	W	at San Francisco	Young
Nov. 15	W	Buffalo	Young
Nov. 23	W	at Houston	Young
Nov. 29	W	Arizona	Young
Dec. 6	L	at Indianapolis	Young
Dec. 13	W	St. Louis	Young
Dec. 20	W	Miami	Young
Dec. 25	L	San Diego	Young
Jan. 3	W	at Seattle	Young

Young (8-2), Collins (0-6)

2008 (13-3)

Date	W-L	Opponent	Starter
Sept. 7	W	Jacksonville	Young
Sept. 14	W	at Cincinnati	Collins
Sept. 21	W	Houston	Collins
Sept. 28	W	Minnesota	Collins
Oct. 5	W	at Baltimore	Collins
Oct. 19	W	at Kansas City	Collins
Oct. 27	W	Indianapolis	Collins
Nov. 2	W	Green Bay	Collins
Nov. 9	W	at Chicago	Collins
Nov. 16	W	at Jacksonville	Collins
Nov. 23	L	N.Y. Jets	Collins
Nov. 27	W	at Detroit	Collins
Dec. 7	W	Cleveland	Collins
Dec. 14	L	at Houston	Collins
Dec. 21	W	Pittsburgh	Collins
Dec. 28	L	at Indianapolis	Collins

Divisional

Jan. 10	L (P)	Baltimore	Collins
---------	-------	-----------	---------

Young (1-0), Collins (12-3, 0-1)

2007 (10-6)

Date	W-L	Opponent	Starter
Sept. 9	W	at Jacksonville	Young
Sept. 16	L	Indianapolis	Young
Sept. 24	W	at New Orleans	Young
Oct. 7	W	Atlanta	Young
Oct. 14	L	at Tampa Bay	Young
Oct. 21	W	at Houston	Collins
Oct. 28	W	Oakland	Young
Nov. 4	W	Carolina	Young
Nov. 11	L	Jacksonville	Young
Nov. 19	L	at Denver	Young
Nov. 25	L	at Cincinnati	Young
Dec. 2	W	Houston	Young
Dec. 9	L	San Diego	Young
Dec. 16	W	at Kansas City	Young

Dec. 23	W	N.Y. Jets	Young
Dec. 30	W	at Indianapolis	Young

Wild Card

Jan. 6	L (P)	at San Diego	Young
--------	-------	--------------	-------

Young (9-6, 0-1), Collins (1-0)

2006 (8-8)

Date	W-L	Opponent	Starter
Sept. 10	L	N.Y. Jets	Collins
Sept. 17	L	at San Diego	Collins
Sept. 24	L	at Miami	Collins
Oct. 1	L	Dallas	Young
Oct. 8	L	at Indianapolis	Young
Oct. 15	W	at Washington	Young
Oct. 29	W	Houston	Young
Nov. 5	L	at Jacksonville	Young
Nov. 12	L	Baltimore	Young
Nov. 19	W	at Philadelphia	Young
Nov. 26	W	N.Y. Giants	Young
Dec. 3	W	Indianapolis	Young
Dec. 10	W	at Houston	Young
Dec. 17	W	Jacksonville	Young
Dec. 24	W	at Buffalo	Young
Dec. 31	L	New England	Young

Young (8-5), Collins (0-3)

2005 (4-12)

Date	W-L	Opponent	Starter
Sept. 11	L	at Pittsburgh	McNair
Sept. 18	W	Baltimore	McNair
Sept. 25	L	at St. Louis	McNair
Oct. 2	L	Indianapolis	McNair
Oct. 9	W	at Houston	McNair
Oct. 16	L	Cincinnati	McNair
Oct. 23	L	at Arizona	Volek
Oct. 30	L	Oakland	McNair
Nov. 6	L	at Cleveland	McNair
Nov. 20	L	Jacksonville	McNair
Nov. 27	W	San Francisco	McNair
Dec. 4	L	at Indianapolis	McNair
Dec. 11	W	Houston	McNair
Dec. 18	L	Seattle	McNair
Dec. 24	L	at Miami	McNair
Jan. 1	L	at Jacksonville	Mauck

McNair (4-10), Volek (0-1), Mauck (0-1)

2004 (5-11)

Date	W-L	Opponent	Starter
Sept. 11	W	at Miami	McNair
Sept. 19	L	Indianapolis	McNair
Sept. 26	L	Jacksonville	McNair
Oct. 3	L	at San Diego	Volek
Oct. 11	W	at Green Bay	McNair
Oct. 17	L	Houston	McNair
Oct. 24	L	at Minnesota	McNair
Oct. 31	W	Cincinnati	Volek
Nov. 14	L	Chicago	Volek
Nov. 21	W	at Jacksonville	McNair
Nov. 28	L	at Houston	McNair
Dec. 5	L	at Indianapolis	Volek
Dec. 13	L	Kansas City	Volek
Dec. 19	L	at Oakland	Volek
Dec. 25	L	Denver	Volek
Jan. 2	W	Detroit	Volek

Volek (2-6), McNair (3-5)

2003 (12-4)

Date	W-L	Opponent	Starter
Sept. 7	W	Oakland	McNair
Sept. 14	L	at Indianapolis	McNair
Sept. 21	W	New Orleans	McNair



YEAR-BY-YEAR STARTING QUARTERBACKS

Sept. 28	W	at Pittsburgh	McNair
Oct. 5	L	at New England	McNair
Oct. 12	W	Houston	McNair
Oct. 19	W	at Carolina	McNair
Oct. 26	W	at Jacksonville	McNair
Nov. 9	W	Miami	McNair
Nov. 16	W	Jacksonville	McNair
Nov. 23	W	at Atlanta	McNair
Dec. 1	L	at N.Y. Jets	McNair
Dec. 7	L	at Indianapolis	McNair
Dec. 14	W	Buffalo	Volek
Dec. 21	W	at Houston	McNair
Dec. 28	W	Tampa Bay	O'Donnell

Wild Card

Jan. 3	W (P)	at Baltimore	McNair
--------	-------	--------------	--------

Divisional

Jan. 10	L (P)	at New England	McNair
---------	-------	----------------	--------

McNair (10-4, 1-1), Volek (1-0), O'Donnell (1-0)

2002 (11-5)

Date	W-L	Opponent	Starter
Sept. 8	W	Philadelphia	McNair
Sept. 15	L	at Dallas	McNair
Sept. 22	L	Cleveland	McNair
Sept. 28	L	at Oakland	McNair
Oct. 6	L	Washington	McNair
Oct. 13	W	Jacksonville	McNair
Oct. 27	W	at Cincinnati	McNair
Nov. 3	W	at Indianapolis	McNair
Nov. 10	W	Houston	McNair
Nov. 17	W	Pittsburgh	McNair
Nov. 24	L	at Baltimore	McNair
Dec. 1	W	at N.Y. Giants	McNair
Dec. 8	W	Indianapolis	McNair
Dec. 16	W	New England	McNair
Dec. 22	W	at Jacksonville	McNair
Dec. 29	W	at Houston	McNair

Divisional

Jan. 11	W (P)	Pittsburgh	McNair
---------	-------	------------	--------

AFC Championship

Jan. 19	L (P)	at Oakland	McNair
---------	-------	------------	--------

McNair (11-5, 1-1)

2001 (7-9)

Date	W-L	Opponent	Starter
Sept. 9	L	Miami	McNair
Sept. 23	L	at Jacksonville	O'Donnell
Oct. 7	L	at Baltimore	McNair
Oct. 14	W	Tampa Bay	McNair
Oct. 21	W	at Detroit	McNair
Oct. 29	L	at Pittsburgh	McNair
Nov. 4	W	Jacksonville	McNair
Nov. 12	L	Baltimore	McNair
Nov. 18	W	at Cincinnati	McNair
Nov. 25	L	Pittsburgh	McNair
Dec. 2	W	at Cleveland	McNair
Dec. 9	L	at Minnesota	McNair
Dec. 16	W	Green Bay	McNair
Dec. 22	W	at Oakland	McNair
Dec. 30	L	Cleveland	McNair
Jan. 6	L	Cincinnati	McNair

McNair (7-8), O'Donnell (0-1)

2000 (13-3)

Date	W-L	Opponent	Starter
Sept. 3	L	at Buffalo	McNair
Sept. 10	W	Kansas City	McNair
Sept. 24	W	at Pittsburgh	O'Donnell
Oct. 1	W	N.Y. Giants	McNair
Oct. 8	W	at Cincinnati	McNair
Oct. 16	W	Jacksonville	McNair

Oct. 22	W	at Baltimore	McNair
Oct. 30	W	at Washington	McNair
Nov. 5	W	Pittsburgh	McNair
Nov. 12	L	Baltimore	McNair
Nov. 19	W	Cleveland	McNair
Nov. 26	L	at Jacksonville	McNair
Dec. 3	W	at Philadelphia	McNair
Dec. 10	W	Cincinnati	McNair
Dec. 17	W	at Cleveland	McNair
Dec. 25	W	Dallas	McNair

Divisional

Jan. 7	L (P)	Baltimore	McNair
--------	-------	-----------	--------

McNair (12-3, 0-1), O'Donnell (1-0)

1999 (13-3)

Date	W-L	Opponent	Starter
Sept. 12	W	Cincinnati	McNair
Sept. 19	W	Cleveland	O'Donnell
Sept. 26	W	at Jacksonville	O'Donnell
Oct. 3	L	at San Francisco	O'Donnell
Oct. 10	W	Baltimore	O'Donnell
Oct. 17	W	at New Orleans	O'Donnell
Oct. 31	W	St. Louis	McNair
Nov. 7	L	at Miami	McNair
Nov. 14	W	at Cincinnati	McNair
Nov. 21	W	Pittsburgh	McNair
Nov. 28	W	at Cleveland	McNair
Dec. 5	L	at Baltimore	McNair
Dec. 9	W	Oakland	McNair
Dec. 19	W	Atlanta	McNair
Dec. 26	W	Jacksonville	McNair
Jan. 2	W	at Pittsburgh	McNair

Wild Card

Jan. 8	W (P)	Buffalo	McNair
--------	-------	---------	--------

Divisional

Jan. 16	W (P)	at Indianapolis	McNair
---------	-------	-----------------	--------

AFC Championship

Jan. 23	W (P)	at Jacksonville	McNair
---------	-------	-----------------	--------

Super Bowl XXXIV

Jan. 30	L (P)	St. Louis	McNair
---------	-------	-----------	--------

McNair (9-2, 3-1), O'Donnell (4-1)

1998 (8-8)

Date	W-L	Opponent	Starter
Sept. 6	W	at Cincinnati	McNair
Sept. 13	L	San Diego	McNair
Sept. 20	L	at New England	McNair
Sept. 27	L	Jacksonville	McNair
Oct. 11	W	at Baltimore	McNair
Oct. 18	W	Cincinnati	McNair
Oct. 25	L	Chicago	McNair
Nov. 1	W	at Pittsburgh	McNair
Nov. 8	W	at Tampa Bay	McNair
Nov. 15	W	Pittsburgh	McNair
Nov. 22	L	N.Y. Jets	McNair
Nov. 29	L	at Seattle	McNair
Dec. 6	W	Baltimore	McNair
Dec. 13	W	at Jacksonville	McNair
Dec. 20	L	at Green Bay	McNair
Dec. 26	L	Minnesota	McNair

McNair (8-8)

1997 (8-8)

Date	W-L	Opponent	Starter
Aug. 31	W	Oakland	McNair
Sept. 7	L	at Miami	McNair
Sept. 21	L	Baltimore	McNair
Sept. 28	L	at Pittsburgh	McNair
Oct. 5	L	at Seattle	McNair
Oct. 12	W	Cincinnati	McNair
Oct. 19	W	Washington	McNair
Oct. 26	W	at Arizona	McNair

Nov. 2	L	Jacksonville	McNair
Nov. 9	W	N.Y. Giants	McNair
Nov. 16	L	at Jacksonville	McNair
Nov. 23	W	Buffalo	McNair
Nov. 27	W	at Dallas	McNair
Dec. 4	L	at Cincinnati	McNair
Dec. 14	L	at Baltimore	McNair
Dec. 21	W	Pittsburgh	McNair

McNair (8-8)

1996 (8-8)

Date	W-L	Opponent	Starter
Sept. 1	L	Kansas City	Chandler
Sept. 8	W	at Jacksonville	Chandler
Sept. 15	W	Baltimore	Chandler
Sept. 29	L	at Pittsburgh	Chandler
Oct. 6	W	at Cincinnati	Chandler
Oct. 13	W	at Atlanta	Chandler
Oct. 20	W	Pittsburgh	Chandler
Oct. 27	L	San Francisco	Chandler
Nov. 3	L	at Seattle	McNair
Nov. 10	W	at New Orleans	Chandler
Nov. 17	L	Miami	Chandler
Nov. 24	L	Carolina	Chandler
Dec. 1	W	N.Y. Jets	McNair
Dec. 8	L	Jacksonville	McNair
Dec. 15	L	Cincinnati	Chandler
Dec. 22	W	at Baltimore	McNair

Chandler (6-6), McNair (2-2)

1995 (7-9)

Date	W-L	Opponent	Starter
Sept. 3	W	at Jacksonville	Chandler
Sept. 10	L	Pittsburgh	Chandler
Sept. 17	L	Cleveland	Furrer
Sept. 24	W	at Cincinnati	Chandler
Oct. 1	L	Jacksonville	Chandler
Oct. 8	L	at Minnesota	Chandler
Oct. 22	L	at Chicago	Chandler
Oct. 29	W	Tampa Bay	Chandler
Nov. 5	W	at Cleveland	Chandler
Nov. 12	L	Cincinnati	Chandler
Nov. 19	L	at Kansas City	Chandler
Nov. 26	W	Denver	Chandler
Dec. 3	L	at Pittsburgh	Chandler
Dec. 10	L	Detroit	Chandler
Dec. 17	W	N.Y. Jets	McNair
Dec. 24	W	Buffalo	McNair

Chandler (5-8), McNair (2-0), Furrer (0-1)

1994 (2-14)

Date	W-L	Opponent	Starter
Sept. 4	L	at Indianapolis	Carlson
Sept. 11	L	at Dallas	Richardson
Sept. 18	L	Buffalo	Richardson
Sept. 25	W	Cincinnati	Carlson
Oct. 3	L	at Pittsburgh	Carlson
Oct. 13	L	Cleveland	Richardson
Oct. 24	L	at Philadelphia	Carlson
Oct. 30	L	at L.A. Raiders	Tolliver
Nov. 6	L	Pittsburgh	Carlson
Nov. 13	L	at Cincinnati	Tolliver
Nov. 21	L	N.Y. Giants	Tolliver
Nov. 27	L	at Cleveland	Tolliver
Dec. 4	L	Arizona	Tolliver
Dec. 11	L	Seattle	Tolliver
Dec. 18	L	at Kansas City	Tolliver
Dec. 24	W	N.Y. Jets	Richardson

Tolliver (0-7), Carlson (1-4), Richardson (1-3)



YEAR-BY-YEAR STARTING QUARTERBACKS

1993 (12-4)

Date	W-L	Opponent	Starter
Sept. 5	L	at New Orleans	Moon
Sept. 12	W	Kansas City	Moon
Sept. 19	L	at San Diego	Moon
Sept. 26	L	L.A. Rams	Moon
Oct. 11	L	at Buffalo	Moon
Oct. 17	W	at New England	Carlson
Oct. 24	W	Cincinnati	Moon
Nov. 7	W	Seattle	Moon
Nov. 14	W	at Cincinnati	Moon
Nov. 21	W	at Cleveland	Moon
Nov. 28	W	Pittsburgh	Moon
Dec. 5	W	Atlanta	Moon
Dec. 12	W	Cleveland	Moon
Dec. 19	W	at Pittsburgh	Moon
Dec. 25	W	at San Francisco	Moon
Jan. 2	W	N.Y. Jets	Carlson

Divisional

Jan. 16	L (P)	Kansas City	Moon
---------	-------	-------------	------

Moon (10-4, 0-1), Carlson (2-0)

1992 (10-6)

Date	W-L	Opponent	Starter
Sept. 6	L	Pittsburgh	Moon
Sept. 13	W	at Indianapolis	Moon
Sept. 20	W	Kansas City	Moon
Sept. 27	W	San Diego	Moon
Oct. 11	W	at Cincinnati	Moon
Oct. 18	L	at Denver	Moon
Oct. 25	W	Cincinnati	Moon
Nov. 1	L	at Pittsburgh	Moon
Nov. 8	L	Cleveland	Moon
Nov. 15	W	at Minnesota	Moon
Nov. 22	L	at Miami	Carlson
Nov. 26	W	at Detroit	Carlson
Dec. 7	W	Chicago	Carlson
Dec. 13	L	Green Bay	Carlson
Dec. 20	W	at Cleveland	Carlson
Dec. 27	W	Buffalo	Carlson

Wild Card

Jan. 3	L (P)	at Buffalo	Moon
--------	-------	------------	------

Moon (6-4, 0-1), Carlson (4-2)

1991 (11-5)

Date	W-L	Opponent	Starter
Sept. 1	W	L.A. Raiders	Moon
Sept. 8	W	at Cincinnati	Moon
Sept. 16	W	Kansas City	Moon
Sept. 22	L	at New England	Moon
Oct. 6	W	Denver	Moon
Oct. 13	W	at N.Y. Jets	Moon
Oct. 20	W	at Miami	Moon
Oct. 27	W	Cincinnati	Moon
Nov. 3	L	at Washington	Moon
Nov. 10	W	Dallas	Moon
Nov. 17	W	Cleveland	Moon
Nov. 24	L	at Pittsburgh	Moon
Dec. 2	L	Philadelphia	Moon
Dec. 8	W	Pittsburgh	Moon
Dec. 15	W	at Cleveland	Moon
Dec. 21	L	at N.Y. Giants	Moon

Wild Card

Dec. 29	W (P)	N.Y. Jets	Moon
---------	-------	-----------	------

Divisional

Jan. 4	L (P)	at Denver	Moon
--------	-------	-----------	------

Moon (11-5, 1-1)

1990 (9-7)

Date	W-L	Opponent	Starter
Sept. 9	L	at Atlanta	Moon
Sept. 16	L	at Pittsburgh	Moon
Sept. 23	W	Indianapolis	Moon
Sept. 30	W	at San Diego	Moon
Oct. 7	L	San Francisco	Moon
Oct. 14	W	Cincinnati	Moon
Oct. 21	W	New Orleans	Moon
Oct. 28	L	N.Y. Jets	Moon
Nov. 4	L	at L.A. Rams	Moon
Nov. 18	W	at Cleveland	Moon
Nov. 25	W	Buffalo	Moon
Dec. 2	L	at Seattle	Moon
Dec. 9	W	Cleveland	Moon
Dec. 16	W	at Kansas City	Moon
Dec. 23	L	at Cincinnati	Moon
Dec. 30	W	Pittsburgh	Carlson

Wild Card

Jan. 6	L (P)	at Cincinnati	Carlson
--------	-------	---------------	---------

Moon (8-7), Carlson (1-0, 0-1)

1989 (9-7)

Date	W-L	Opponent	Starter
Sept. 10	L	at Minnesota	Moon
Sept. 17	W	at San Diego	Moon
Sept. 24	L	Buffalo	Moon
Oct. 1	W	Miami	Moon
Oct. 8	L	at New England	Moon
Oct. 15	W	at Chicago	Moon
Oct. 22	W	Pittsburgh	Moon
Oct. 29	L	at Cleveland	Moon
Nov. 5	W	Detroit	Moon
Nov. 13	W	Cincinnati	Moon
Nov. 19	W	L.A. Raiders	Moon
Nov. 26	L	at Kansas City	Moon
Dec. 3	W	at Pittsburgh	Moon
Dec. 10	W	Tampa Bay	Moon
Dec. 17	L	at Cincinnati	Moon
Dec. 23	L	Cleveland	Moon

Wild Card

Dec. 31	L (P)	Pittsburgh	Moon
---------	-------	------------	------

Moon (9-7, 0-1)

1988 (10-6)

Date	W-L	Opponent	Starter
Sept. 4	W	at Indianapolis	Moon
Sept. 11	W	L.A. Raiders	Carlson
Sept. 18	L	at N.Y. Jets	Carlson
Sept. 25	W	New England	Carlson
Oct. 2	L	at Philadelphia	Carlson
Oct. 9	W	Kansas City	Carlson
Oct. 16	W	at Pittsburgh	Moon
Oct. 23	L	at Cincinnati	Moon
Oct. 30	W	Washington	Moon
Nov. 7	W	Cleveland	Moon
Nov. 13	L	at Seattle	Moon
Nov. 20	W	Phoenix	Moon
Nov. 24	W	at Dallas	Moon
Dec. 4	L	Pittsburgh	Moon
Dec. 11	W	Cincinnati	Moon
Dec. 18	L	at Cleveland	Moon

Wild Card

Dec. 24	W (P)	at Cleveland	Moon
---------	-------	--------------	------

Divisional

Jan. 1	L (P)	at Buffalo	Moon
--------	-------	------------	------

Moon (7-4, 1-1), Carlson (3-2)

1987 (9-6)

Date	W-L	Opponent	Starter
Sept. 13	W	L.A. Rams	Moon
Sept. 20	L	at Buffalo	Moon
Oct. 4	W	at Denver	Pease
Oct. 11	W	at Cleveland	Pease
Oct. 18	L	New England	Pease
Oct. 25	W	Atlanta	Moon
Nov. 1	W	at Cincinnati	Moon
Nov. 8	L	at San Francisco	Moon
Nov. 15	W	at Pittsburgh	Moon
Nov. 22	L	Cleveland	Moon
Nov. 29	L	at Indianapolis	Moon
Dec. 6	W	San Diego	Moon
Dec. 13	L	at New Orleans	Moon
Dec. 20	W	Pittsburgh	Moon
Dec. 27	W	Cincinnati	Moon

Wild Card

Jan. 3	W (P)	Seattle	Moon
--------	-------	---------	------

Divisional

Jan. 10	L (P)	at Denver	Moon
---------	-------	-----------	------

Moon (7-5, 1-1), Pease (2-1)

1986 (5-11)

Date	W-L	Opponent	Starter
Sept. 7	W	at Green Bay	Moon
Sept. 14	L	Cleveland	Moon
Sept. 21	L	at Kansas City	Moon
Sept. 28	L	Pittsburgh	Moon
Oct. 5	L	at Detroit	Moon
Oct. 12	L	Chicago	Moon
Oct. 19	L	at Cincinnati	Moon
Oct. 26	L	L.A. Raiders	Moon
Nov. 2	L	at Miami	Moon
Nov. 9	W	Cincinnati	Moon
Nov. 16	L	at Pittsburgh	Moon
Nov. 23	W	Indianapolis	Moon
Nov. 30	L	at Cleveland	Moon
Dec. 7	L	at San Diego	Luck
Dec. 14	W	Minnesota	Moon
Dec. 21	W	Buffalo	Moon

Moon (5-10), Luck (0-1)

1985 (5-11)

Date	W-L	Opponent	Starter
Sept. 8	W	Miami	Moon
Sept. 15	L	at Washington	Moon
Sept. 22	L	at Pittsburgh	Moon
Sept. 29	L	Dallas	Moon
Oct. 6	L	at Denver	Moon
Oct. 13	L	Cleveland	Moon
Oct. 20	W	Cincinnati	Moon
Oct. 27	W	at St. Louis	Moon
Nov. 3	W	Kansas City	Moon
Nov. 10	L	at Buffalo	Moon
Nov. 17	L	Pittsburgh	Moon
Nov. 24	W	San Diego	Luck
Dec. 1	L	at Cincinnati	Luck
Dec. 8	L	N.Y. Giants	Moon
Dec. 15	L	at Cleveland	Moon
Dec. 22	L	at Indianapolis	Moon

Moon (4-10), Luck (1-1)

1984 (3-13)

Date	W-L	Opponent	Starter
Sept. 2	L	L.A. Raiders	Moon
Sept. 9	L	Indianapolis	Moon
Sept. 16	L	at San Diego	Moon
Sept. 23	L	at Atlanta	Moon
Sept. 30	L	New Orleans	Moon
Oct. 7	L	at Cincinnati	Moon



YEAR-BY-YEAR STARTING QUARTERBACKS

Oct. 14	L	at Miami	Moon
Oct. 21	L	San Francisco	Moon
Oct. 28	L	Cincinnati	Moon
Nov. 4	L	at Pittsburgh	Moon
Nov. 11	W	at Kansas City	Moon
Nov. 18	W	N.Y. Jets	Moon
Nov. 25	L	at Cleveland	Moon
Dec. 2	W	Pittsburgh	Moon
Dec. 9	L	at L.A. Rams	Moon
Dec. 16	L	Cleveland	Moon

Moon (3-13)

1983 (2-14)

Date	W-L	Opponent	Starter
Sept. 4	L	Green Bay	Manning
Sept. 11	L	at L.A. Raiders	Manning
Sept. 18	L	Pittsburgh	Manning
Sept. 25	L	at Buffalo	Nielsen
Oct. 2	L	at Pittsburgh	Nielsen
Oct. 9	L	Denver	Nielsen
Oct. 16	L	at Minnesota	Nielsen
Oct. 23	L	Kansas City	Nielsen
Oct. 30	L	at Cleveland	Nielsen
Nov. 6	L	Cincinnati	Nielsen
Nov. 13	W	Detroit	Luck
Nov. 20	L	at Cincinnati	Luck
Nov. 27	L	at Tampa Bay	Luck
Dec. 4	L	Miami	Luck
Dec. 11	W	Cleveland	Luck
Dec. 18	L	at Baltimore	Luck

Nielsen (0-7), Luck (2-4), Manning (0-3)

1982 (1-8)

Date	W-L	Opponent	Starter
Sept. 12	L	at Cincinnati	Nielsen
Sept. 19	W	Seattle	Nielsen
Nov. 21	L	Pittsburgh	Nielsen
Nov. 28	L	at New England	Manning
Dec. 5	L	at N.Y. Giants	Manning
Dec. 13	L	Dallas	Manning
Dec. 19	L	at Philadelphia	Manning
Dec. 26	L	Cleveland	Manning
Jan. 2	L	Cincinnati	Nielsen

Nielsen (1-3), Manning (0-5)

1981 (7-9)

Date	W-L	Opponent	Starter
Sept. 6	W	at L.A. Rams	Stabler
Sept. 13	W	at Cleveland	Stabler
Sept. 20	L	Miami	Stabler
Sept. 27	L	at N.Y. Jets	Stabler
Oct. 4	W	Cincinnati	Stabler
Oct. 11	W	Seattle	Stabler
Oct. 18	L	at New England	Stabler
Oct. 26	L	at Pittsburgh	Stabler
Nov. 1	L	at Cincinnati	Stabler
Nov. 8	W	Oakland	Reaves
Nov. 15	L	at Kansas City	Reaves
Nov. 22	L	New Orleans	Stabler
Nov. 29	L	Atlanta	Stabler
Dec. 3	W	Cleveland	Stabler
Dec. 13	L	at San Francisco	Nielsen
Dec. 20	W	Pittsburgh	Nielsen

Stabler (5-7), Reaves (1-1), Nielsen (1-1)

1980 (11-5)

Date	W-L	Opponent	Starter
Sept. 7	L	at Pittsburgh	Stabler
Sept. 15	W	at Cleveland	Stabler
Sept. 21	W	Baltimore	Stabler
Sept. 28	W	at Cincinnati	Stabler

Oct. 5	L	Seattle	Stabler
Oct. 12	L	at Kansas City	Stabler
Oct. 19	W	Tampa Bay	Stabler
Oct. 26	W	Cincinnati	Stabler
Nov. 2	W	at Denver	Stabler
Nov. 10	W	New England	Stabler
Nov. 16	W	at Chicago	Stabler
Nov. 23	L	at N.Y. Jets	Stabler
Nov. 30	L	Cleveland	Stabler
Dec. 4	W	Pittsburgh	Stabler
Dec. 14	W	at Green Bay	Stabler
Dec. 21	W	Minnesota	Stabler

Wild Card

Dec. 28	L (P)	at Oakland	Stabler
---------	-------	------------	---------

Stabler (11-5, 0-1)

1979 (11-5)

Date	W-L	Opponent	Starter
Sept. 2	W	at Washington	Pastorini
Sept. 9	L	at Pittsburgh	Pastorini
Sept. 16	W	Kansas City	Nielsen
Sept. 23	W	at Cincinnati	Pastorini
Sept. 30	W	Cleveland	Pastorini
Oct. 7	L	St. Louis	Pastorini
Oct. 14	W	at Baltimore	Pastorini
Oct. 21	L	at Seattle	Pastorini
Oct. 28	W	N.Y. Jets	Pastorini
Nov. 5	W	at Miami	Pastorini
Nov. 11	W	Oakland	Pastorini
Nov. 18	W	Cincinnati	Pastorini
Nov. 22	W	at Dallas	Pastorini
Dec. 2	L	at Cleveland	Pastorini
Dec. 10	W	Pittsburgh	Pastorini
Dec. 16	L	Philadelphia	Pastorini

Wild Card

Dec. 23	W (P)	Denver	Pastorini
---------	-------	--------	-----------

Divisional

Dec. 29	W (P)	at San Diego	Nielsen
---------	-------	--------------	---------

AFC Championship

Jan. 6	L (P)	at Pittsburgh	Pastorini
--------	-------	---------------	-----------

Pastorini (10-5, 1-1), Nielsen (1-0, 1-0)

1978 (10-6)

Date	W-L	Opponent	Starter
Sept. 3	L	at Atlanta	Pastorini
Sept. 10	W	at Kansas City	Pastorini
Sept. 17	W	San Francisco	Pastorini
Sept. 24	L	L.A. Rams	Pastorini
Oct. 1	W	at Cleveland	Pastorini
Oct. 8	L	at Oakland	Pastorini
Oct. 15	W	Buffalo	Pastorini
Oct. 23	W	at Pittsburgh	Pastorini
Oct. 29	L	at Cincinnati	Pastorini
Nov. 5	W	Cleveland	Pastorini
Nov. 12	W	at New England	Pastorini
Nov. 20	W	Miami	Pastorini
Nov. 26	W	Cincinnati	Pastorini
Dec. 3	L	Pittsburgh	Pastorini
Dec. 10	W	at New Orleans	Pastorini
Dec. 17	L	San Diego	Pastorini

Wild Card

Dec. 24	W (P)	at Miami	Pastorini
---------	-------	----------	-----------

Divisional

Dec. 31	W (P)	at New England	Pastorini
---------	-------	----------------	-----------

AFC Championship

Jan. 7	L (P)	at Pittsburgh	Pastorini
--------	-------	---------------	-----------

Pastorini (10-6, 2-1)

1977 (8-6)

Date	W-L	Opponent	Starter
Sept. 18	W	N.Y. Jets	Pastorini
Sept. 25	W	at Green Bay	Pastorini
Oct. 2	L	at Miami	Pastorini
Oct. 9	W	Pittsburgh	Pastorini
Oct. 16	L	Cleveland	Hadl
Oct. 23	L	at Pittsburgh	Pastorini
Oct. 30	L	at Cincinnati	Hadl
Nov. 6	W	Chicago	Pastorini
Nov. 13	L	at Oakland	Pastorini
Nov. 20	W	at Seattle	Pastorini
Nov. 27	W	Kansas City	Pastorini
Dec. 4	L	Denver	Pastorini
Dec. 11	W	at Cleveland	Pastorini
Dec. 18	W	Cincinnati	Pastorini

Pastorini (8-4), Hadl (0-2)

1976 (5-9)

Date	W-L	Opponent	Starter
Sept. 12	W	Tampa Bay	Pastorini
Sept. 19	W	at Buffalo	Pastorini
Sept. 26	L	Oakland	Pastorini
Oct. 3	W	at New Orleans	Pastorini
Oct. 10	W	Denver	Pastorini
Oct. 17	L	at San Diego	Pastorini
Oct. 24	L	Cincinnati	Pastorini
Nov. 1	L	at Baltimore	Pastorini
Nov. 7	L	Cleveland	Pastorini
Nov. 14	L	at Cincinnati	Hadl
Nov. 21	L	at Pittsburgh	Hadl
Nov. 28	W	Atlanta	Hadl
Dec. 5	L	at Cleveland	Hadl
Dec. 11	L	Pittsburgh	Pastorini

Pastorini (4-6), Hadl (1-3)

1975 (10-4)

Date	W-L	Opponent	Starter
Sept. 21	W	at New England	Pastorini
Sept. 28	W	San Diego	Pastorini
Oct. 5	L	Cincinnati	Pastorini
Oct. 12	W	at Cleveland	Pastorini
Oct. 19	W	Washington	Pastorini
Oct. 26	W	Detroit	Pastorini
Nov. 2	W	at Kansas City	Pastorini
Nov. 9	L	at Pittsburgh	Pastorini
Nov. 16	W	Miami	Pastorini
Nov. 24	L	Pittsburgh	Pastorini
Nov. 30	L	at Cincinnati	Pastorini
Dec. 7	W	at San Francisco	Pastorini
Dec. 14	W	at Oakland	Pastorini
Dec. 21	W	Cleveland	Pastorini

Pastorini (10-4)

1974 (7-7)

Date	W-L	Opponent	Starter
Sept. 15	W	San Diego	Dickey
Sept. 22	L	at Cleveland	Dickey
Sept. 29	L	Kansas City	Dickey
Oct. 6	L	Pittsburgh	Dickey
Oct. 13	L	at Minnesota	Pastorini
Oct. 20	L	St. Louis	Pastorini
Oct. 27	W	at Cincinnati	Pastorini
Nov. 3	W	at N.Y. Jets	Pastorini
Nov. 10	W	at Buffalo	Pastorini
Nov. 17	W	Cincinnati	Pastorini
Nov. 24	L	Dallas	Pastorini
Dec. 1	W	at Pittsburgh	Pastorini
Dec. 8	L	at Denver	Pastorini
Dec. 15	W	Cleveland	Pastorini

Pastorini (6-4), Dickey (1-3)



YEAR-BY-YEAR STARTING QUARTERBACKS

1973 (1-13)

Date	W-L	Opponent	Starter
Sept. 16	L	at N.Y. Giants	Pastorini
Sept. 23	L	at Cincinnati	Pastorini
Sept. 30	L	Pittsburgh	Pastorini
Oct. 7	L	L.A. Rams	Pastorini
Oct. 14	L	Denver	Pastorini
Oct. 21	L	at Cleveland	Pastorini
Oct. 28	L	at Chicago	Pastorini
Nov. 4	W	at Baltimore	Dickey
Nov. 11	L	Cleveland	Dickey
Nov. 18	L	at Kansas City	Dickey
Nov. 25	L	New England	Dickey
Dec. 2	L	Oakland	Pastorini
Dec. 9	L	at Pittsburgh	Pastorini
Dec. 16	L	Cincinnati	Pastorini

Pastorini (0-10), Dickey (1-3)

1972 (1-13)

Date	W-L	Opponent	Starter
Sept. 17	L	at Denver	Pastorini
Sept. 24	L	at Miami	Pastorini
Oct. 1	W	N.Y. Jets	Pastorini
Oct. 9	L	Oakland	Pastorini
Oct. 15	L	at Pittsburgh	Pastorini
Oct. 22	L	Cleveland	Pastorini
Oct. 29	L	at Cincinnati	Pastorini
Nov. 5	L	at Cleveland	Pastorini
Nov. 12	L	Philadelphia	Pastorini
Nov. 19	L	Green Bay	Pastorini
Nov. 26	L	at San Diego	Pastorini
Dec. 3	L	at Atlanta	Nix
Dec. 10	L	Pittsburgh	Pastorini
Dec. 17	L	Cincinnati	Nix

Pastorini (1-11), Nix (0-2)

1971 (4-9-1)

Date	W-L	Opponent	Starter
Sept. 19	L	at Cleveland	Johnson
Sept. 26	L	Kansas City	Johnson
Oct. 3	T	New Orleans	Dickey
Oct. 10	L	at Washington	Johnson
Oct. 17	L	Detroit	Pastorini
Oct. 24	L	at Pittsburgh	Pastorini
Oct. 31	W	Cincinnati	Pastorini
Nov. 7	L	at New England	Pastorini
Nov. 14	L	at Oakland	Dickey
Nov. 21	L	at Cincinnati	Pastorini
Nov. 28	L	Cleveland	Johnson
Dec. 5	W	Pittsburgh	Pastorini
Dec. 12	W	at Buffalo	Pastorini
Dec. 19	W	San Diego	Pastorini

Johnson (0-4), Pastorini (4-4), Dickey (0-1-1)

1970 (3-10-1)

Date	W-L	Opponent	Starter
Sept. 20	W	at Pittsburgh	Johnson
Sept. 27	L	Miami	Johnson
Oct. 4	W	at Cincinnati	Johnson
Oct. 11	L	Baltimore	Johnson
Oct. 18	L	Pittsburgh	Johnson
Oct. 25	T	at San Diego	Rhome
Nov. 1	L	at St. Louis	Rhome
Nov. 8	L	at Kansas City	Johnson
Nov. 15	L	San Francisco	Johnson
Nov. 22	L	at Cleveland	Johnson
Nov. 29	W	Denver	Johnson
Dec. 7	L	Cleveland	Johnson
Dec. 13	L	Cincinnati	Rhome
Dec. 20	L	at Dallas	Rhome

Johnson (3-7), Rhome (0-3-1)

1969 (6-6-2)

Date	W-L	Opponent	Starter
Sept. 14	L	at Oakland	Beathard
Sept. 21	W	at Buffalo	Beathard
Sept. 28	W	Miami	Beathard
Oct. 5	W	Buffalo	Beathard
Oct. 12	L	at Kansas City	Beathard
Oct. 20	L	at N.Y. Jets	Beathard
Oct. 26	W	Denver	Beathard
Nov. 2	L	at Boston	Beathard
Nov. 9	T	Cincinnati	Trull
Nov. 16	T	at Denver	Trull
Nov. 23	W	at Miami	Beathard
Nov. 27	L	San Diego	Beathard
Dec. 6	L	N.Y. Jets	Trull
Dec. 14	W	Boston	Beathard

Playoff

Dec. 21	L (P)	at Oakland	Beathard
---------	-------	------------	----------

Beathard (6-5, 0-1), Trull (0-1-2)

1968 (7-7)

Date	W-L	Opponent	Starter
Sept. 9	L	Kansas City	Beathard
Sept. 14	W	at Miami	Beathard
Sept. 21	L	at San Diego	Beathard
Sept. 29	L	Oakland	Beathard
Oct. 6	L	Miami	Davis
Oct. 13	W	at Boston	Davis
Oct. 20	L	N.Y. Jets	Davis
Oct. 27	W	at Buffalo	Trull
Nov. 3	W	at Cincinnati	Trull
Nov. 10	L	at N.Y. Jets	Trull
Nov. 17	W	Denver	Beathard
Nov. 28	L	at Kansas City	Beathard
Dec. 7	W	Buffalo	Beathard
Dec. 15	W	Boston	Trull

Beathard (3-4), Trull (3-1), Davis (1-2)

1967 (9-4-1)

Date	W-L	Opponent	Starter
Sept. 9	L	Kansas City	Lee
Sept. 17	W	at Buffalo	Lee
Sept. 24	L	at San Diego	Lee
Oct. 1	W	Denver	Davis
Oct. 15	T	at N.Y. Jets	Davis
Oct. 22	W	at Kansas City	Beathard
Oct. 29	W	Buffalo	Beathard
Nov. 5	L	at Boston	Beathard
Nov. 12	W	at Denver	Beathard
Nov. 26	W	Boston	Beathard
Dec. 3	W	Miami	Beathard
Dec. 10	L	Oakland	Beathard
Dec. 16	W	San Diego	Beathard
Dec. 23	W	at Miami	Beathard

AFL Championship

Dec. 31	L (P)	at Oakland	Beathard
---------	-------	------------	----------

Beathard (7-2, 0-1), Lee (1-2), Davis (1-0-1)

1966 (3-11)

Date	W-L	Opponent	Starter
Sept. 3	W	Denver	Blanda
Sept. 10	W	Oakland	Blanda
Sept. 18	L	at N.Y. Jets	Blanda
Sept. 25	L	at Buffalo	Blanda
Oct. 2	L	at Denver	Blanda
Oct. 16	W	N.Y. Jets	Blanda
Oct. 23	L	Miami	Blanda
Oct. 30	L	at Kansas City	Blanda
Nov. 6	L	at Oakland	Trull
Nov. 13	L	at Boston	Trull

Nov. 20	L	Buffalo	Trull
Dec. 4	L	San Diego	Trull
Dec. 11	L	Boston	Humphrey
Dec. 18	L	at Miami	Trull

Blanda (3-5), Trull (0-5), Humphrey (0-1)

1965 (4-10)

Date	W-L	Opponent	Starter
Sept. 12	W	N.Y. Jets	Blanda
Sept. 19	W	Boston	Blanda
Sept. 26	L	at Oakland	Blanda
Oct. 3	L	at San Diego	Blanda
Oct. 17	L	at Denver	Blanda
Oct. 24	W	Kansas City	Trull
Oct. 31	W	at Buffalo	Trull
Nov. 7	L	Oakland	Blanda
Nov. 14	L	Denver	Blanda
Nov. 21	L	at N.Y. Jets	Blanda
Nov. 28	L	at Kansas City	Blanda
Dec. 5	L	Buffalo	Blanda
Dec. 12	L	San Diego	Trull
Dec. 18	L	at Boston	Blanda

Blanda (2-9), Trull (2-1)

1964 (4-10)

Date	W-L	Opponent	Starter
Sept. 12	L	at San Diego	Blanda
Sept. 19	W	Oakland	Blanda
Sept. 27	W	at Denver	Blanda
Oct. 4	L	at Kansas City	Blanda
Oct. 11	L	Buffalo	Blanda
Oct. 17	L	at N.Y. Jets	Blanda
Oct. 25	L	San Diego	Blanda
Nov. 1	L	at Buffalo	Blanda
Nov. 6	L	at Boston	Blanda
Nov. 15	L	at Oakland	Blanda
Nov. 22	L	Kansas City	Trull
Nov. 29	L	Boston	Blanda
Dec. 13	W	N.Y. Jets	Blanda
Dec. 20	W	Denver	Blanda

Blanda (4-9), Trull (0-1)

1963 (6-8)

Date	W-L	Opponent	Starter
Sept. 7	L	Oakland	Blanda
Sept. 14	W	Denver	Blanda
Sept. 22	L	at N.Y. Jets	Blanda
Sept. 28	W	Buffalo	Blanda
Oct. 6	L	Kansas City	Blanda
Oct. 13	W	Denver	Blanda
Oct. 20	W	Buffalo	Blanda
Oct. 27	W	Kansas City	Blanda
Nov. 1	L	at Boston	Blanda
Nov. 10	W	N.Y. Jets	Blanda
Dec. 1	L	at San Diego	Blanda
Dec. 8	L	Boston	Blanda
Dec. 15	L	San Diego	Lee
Dec. 22	L	at Oakland	Blanda

Blanda (6-7), Lee (0-1)

1962 (11-3)

Date	W-L	Opponent	Starter
Sept. 9	W	at Buffalo	Blanda
Sept. 16	L	at Boston	Blanda
Sept. 23	W	at San Diego	Blanda
Oct. 7	W	Buffalo	Blanda
Oct. 14	W	N.Y. Titans	Blanda
Oct. 21	L	at Denver	Blanda
Oct. 28	L	Dallas	Blanda
Nov. 4	W	at Dallas	Blanda
Nov. 11	W	at Oakland	Blanda



YEAR-BY-YEAR STARTING QUARTERBACKS

Nov. 18	W	Boston	Blanda
Nov. 25	W	San Diego	Blanda
Dec. 2	W	Denver	Blanda
Dec. 9	W	Oakland	Blanda
Dec. 15	W	at N.Y. Titans	Blanda

AFL Championship

Dec. 23	L (P)	Dallas	Blanda
---------	-------	--------	--------

Blanda (11-3, 0-1)

1961 (10-3-1)

Date	W-L	Opponent	Starter
Sept. 9	W	Oakland	Blanda
Sept. 24	L	at San Diego	Blanda
Oct. 1	L	at Dallas	Blanda
Oct. 8	L	Buffalo	Lee
Oct. 13	T	at Boston	Lee
Oct. 22	W	Dallas	Lee
Oct. 29	W	at Buffalo	Blanda
Nov. 5	W	at Denver	Blanda
Nov. 12	W	Boston	Blanda
Nov. 19	W	N.Y. Titans	Blanda
Nov. 26	W	Denver	Blanda
Dec. 3	W	San Diego	Blanda
Dec. 10	W	at N.Y. Titans	Blanda
Dec. 17	W	at Oakland	Blanda

AFL Championship

Dec. 24	W (P)	at San Diego	Blanda
---------	-------	--------------	--------

Blanda (9-2, 1-0), Lee (1-1-1)

1960 (10-4)

Date	W-L	Opponent	Starter
Sept. 11	W	at Oakland	Blanda
Sept. 18	W	L.A. Chargers	Blanda
Sept. 25	L	Oakland	Blanda
Oct. 9	W	N.Y. Titans	Blanda
Oct. 16	W	Dallas	Blanda
Oct. 23	W	at N.Y. Titans	Blanda
Oct. 30	L	at Buffalo	Blanda
Nov. 6	W	at Denver	Blanda
Nov. 13	L	at L.A. Chargers	Blanda
Nov. 20	W	Denver	Lee
Nov. 25	W	at Boston	Lee
Dec. 4	L	at Dallas	Lee
Dec. 11	W	Buffalo	Blanda
Dec. 18	W	Boston	Blanda

AFL Championship

Jan. 1	W (P)	L.A. Chargers	Blanda
--------	-------	---------------	--------

Blanda (8-3, 1-0), Lee (2-1)

ALL-TIME ALL-PRO SELECTIONS

AFL ALL-PRO

- 1960** George Blanda, QB (Honorable Mention, UPI)
 Billy Cannon, RB (Second Team, UPI, OF)
 Mike Dukes, LB (First Team, UPI)
 Don Floyd, DE (Honorable Mention, UPI)
 Bill Groman, E (First Team, UPI, OF)
 Charlie Hennigan, RB (Honorable Mention, UPI)
 Al Jamison, T (First Team, AP, Second Team OF)
 Mark Johnston, S (First Team, AP, Second Team, UPI, OF)
 Rich Michael, T (First Team, UPI, OF)
 Dennit Morris, LB (Second Team OF, Honorable Mention, UPI)
 Jim Norton, S (Honorable Mention, UPI)
 Hugh Pitts, LB (Honorable Mention, UPI)
 Dave Smith, (First Team, AP, UPI, OF)
 Julian Spence, CB (First Team, UPI)
 Orville Trask, DT (Second Team, UPI, OF)
 Fred Wallner, T (Honorable Mention, UPI)
- 1961** Tony Banfield, CB (First Team, AP, UPI, OF, SN, Second Team, NY)
 George Blanda, QB (First Team, AP, UPI, OF, SN, NY)
 Billy Cannon, HB (First Team, AP, UPI, OF, SN, NY)
 Don Floyd, DE (First Team, OF)
 Bill Groman, E (First Team, AP, SN, Second Team, UPI, NY)
 Charlie Hennigan, E (First Team, AP, UPI, OF, SN, NY)
 Ed Husmann, DT (Second Team, UPI, NY)
 Al Jamison, T (First Team, AP, UPI, OF, SN, NY)
 Mark Johnston, S (First Team, NY)
 Jim Norton, S (Second Team, UPI, NY)
 Bob Schmidt, C (Second Team, OF)
 Bob Talamini, G (Second Team, OF, UPI)
 Charley Tolar, FB (Second Team, UPI, OF)
- 1962** Tony Banfield, CB, (First Team, AP, UPI, OF)
 George Blanda, QB (Second Team, AP, UPI)
 Doug Cline, OLB (Second Team, AP UPI)
 Don Floyd, DE (First Team, AP, UPI, OF)
 Charlie Hennigan, E (First Team, AP, UPI, OF)
 Ed Husmann, DT (First Team AP, UPI)
 Al Jamison, T (First Team, AP, UPI)
 Jim Norton, S (First Team, UPI, Second Team, AP)
 Bob Schmidt, C (Second Team, AP, UPI)
 Bob Talamini, G (First Team UPI, OF)
 Charley Tolar, FB (Second Team, AP, UPI)
- 1963** Tony Banfield, CB (First Team, AP, UPI, OF, PF)

- George Blanda, QB (Second Team, AP, NY)
 Doug Cline, OLB (Second Team, AP, NY, UPI)
 Don Floyd, DE (Second Team, NY)
 Fred Glick, S (First Team, AP, UPI, OF, NEA, NY)
 Charlie Hennigan, E (Second Team, NEA, NY, Honorable Mention, AP)
 Ed Husmann, DT (Second Team, UPI)
 Bobby Jancik, S (Second Team, NY, Honorable Mention, AP, UPI)
 Rich Michael, T (Honorable Mention, UPI)
 Bob Schmidt, C (Second Team, UPI, NEA)
 Bob Talamini, G (First Team, AP, OF, NEA, NY, Second Team, UPI)
 Hogan Wharton, G (Honorable Mention, AP)
- 1964** Sonny Bishop, T (Second Team, UPI)
 Sid Blanks, T (Second Team, UPI)
 Don Floyd, DE (Second Team, UPI)
 Fred Glick, S (First Team, OF, Second Team, NEA)
 Charlie Hennigan, E (First Team, AP, UPI, NEA, OF, NY)
 Pete Jaquess, CB (Second Team, AP)
 Bob Talamini, G (First Team, NEA, OF, Second Team, AP, UPI, NY)
- 1965** Sonny Bishop, G (Second Team, NY)
 Ode Burrell, RB (Second Team, NY)
 Willie Frazier, TE (First Team, AP, UPI, OF, NEA, NY)
 W.K. Hicks, CB (Second Team, AP, UPI, NY)
 Bob Talamini, G (First Team, AP, UPI, OF, NY)
- 1966** Johnny Baker, OLB (Second Team, NEA)
 George Blanda, K (Second Team, NY)
 Walter Suggs, T (Second Team, UPI, NEA)
 Bob Talamini, G (First Team, OF, Second Team, UPI, NEA, NY)
- 1967** Miller Farr, CB (First Team, AP, UPI, NEA, SN, FN, NY, DE)
 Hoyle Granger, RB (Second Team, AP, UPI, NEA)
 Pat Holmes, DE (First Team, AP, UPI, NEA, FN, DE, Second Team, SN, NY)
 Bobby Maples, C (Second Team, AP, UPI, NY)
 Jim Norton, S (First Team, FN, DE, Second Team, AP, UPI, NY)
 Walter Suggs, T (First Team, SN, FN, Second Team, AP, UPI, NEA)
 Bob Talamini, G (First Team, AP, UPI, NEA, SN, FN, DE)
 George Webster, OL (First Team, AP, UPI, NEA, SN, FN, NY, DE)
- 1968** Miller Farr, CB (First Team, PF, AP, UPI, NEA, SN, FN, NY, FW)
 Hoyle Granger, RB (Second Team, FN)
 Ken Houston, S (Second Team, SN, NEA)
 Alvin Reed, TE (First Team, SN, FN, NY, Second Team, AP, UPI)
 Walter Suggs, T (First Team, SN, Second Team, AP, UPI, NEA, FN)
 George Webster, OLB (First Team, PF, WA, AP, UPI, NEA, SN, FN,



NY, FW)
1969 Elvin Bethea, DE (Second Team, UPI)
 Sonny Bishop, G (Second Team, SN, Honorable Mention, UPI)
 Garland Boyette, MLB (Honorable Mention, UPI)
 Miller Farr, CB (First Team, SN, Second Team, AP, UPI, NEA, NY, SI)
 Hoyle Granger, RB (Second Team, SI, Honorable Mention, UPI, PF)
 Ken Houston, S (First Team, NY, SI, Second Team, AP, UPI, SN, FN)
 Alvin Reed, TE (First Team, SN, Second Team, AP, UPI, NEA, NY, SI, PF)
 Tom Regner, G (Honorable Mention, UPI)
 George Webster, OLB (First Team, WA, AP, UPI, NEA, SN, NY, SI, PF, Second Team, HF, NEA)
 Walter Suggs, T (Second Team, AP, UPI, NEA, NY)

NFL ALL-PRO

1970 Ken Houston, S (Second Team, NEA)
1971 Ken Houston, S (First Team, DZ, TP, FW, Second Team, WA, NEA, FN)
1972 Ken Houston, S (Second Team, WA, NEA)
1973 Elvin Bethea, DE (Second Team, NEA)
1975 Elvin Bethea, DE (First Team, FN, CP, Second Team, AP, NEA)
 Robert Brazile, OLB (First Team, DZ)
 Curley Culp, DT (First Team, AP, WA, NEA, NY, FW)
 Billy Johnson, KR (First Team, FW, Second Team, FN)
1976 Robert Brazile, OLB (First Team, WA, FN, NY, Second Team, AP)
1977 Robert Brazile, OLB (First Team, NEA, Second Team, AP)
 Ken Burrough, WR (Second Team, AP, NEA)
 Curley Culp, DT (Second Team, NEA)
 Billy Johnson, KR (First Team, AP, WA, TP, NY, FX, CP, RS, FW)
1978 Elvin Bethea, DE (Second Team, NEA)
 Robert Brazile, OLB (First Team, AP, WA, NEA, CP, FW)
 Earl Campbell, RB (First Team, AP, WA, NEA, CP, DZ, NY, FX, FW)
 Curley Culp, DT (Second Team, AP, NEA)
1979 Elvin Bethea, DE (Second Team, AP)
 Robert Brazile, OLB (First Team, AP, FW, NEA, WA)
 Earl Campbell, RB (First Team, AP, SN, FW, NEA, WA)
 Curly Culp, DT (Second Team, AP)
 Toni Fritsch, PK (First Team, AP, WA, NEA, DZ)
 Leon Gray, T (First Team, AP, WA, NEA, CP, FW)
 Vernon Perry, S (First Team, DZ)
 Mike Reinfeldt, S (First Team, AP, WA, NEA, CP, NY, FX, FW)
1980 Gregg Bingham, ILB (First Team, FX)
 Robert Brazile, OLB (First Team, WA, NEA, SN, CP, FD, FX, FW, Second Team, AP)
 Earl Campbell, RB (First Team, AP, WA, NEA, SN, CP, FD, DZ, NY, FX, FW)
 Leon Gray, T (First Team, AP, WA, SN, FD, FW, Second Team, NEA)
 Bob Young, G (First Team, FD)
1981 Gregg Bingham, ILB (Honorable Mention, DH)
 Robert Brazile, OLB (Second Team, AP, DH)
 Earl Campbell, RB (First Team, CP, Second Team, DH)
 Dave Casper, TE (Honorable Mention, DH)
 Vernon Perry, S (First Team, CP, Honorable Mention, DH)
1982 Earl Campbell, RB (Honorable Mention, DH)
 Dave Casper, TE (Honorable Mention, OA)
1983 Earl Campbell, RB (Honorable Mention, DH)
 Mike Munchak, G (Second Team, NEA)
1984 Mike Munchak, G (Second Team, NEA, DH)
1985 Bo Eason, S (Second Team, NEA)
 Bruce Matthews, T (Honorable Mention, DH)
 Mike Munchak, T (First Team, FD, Second Team, AP, NEA, DH)
1986 Bruce Matthews, T (Third Team, GN)
1987 Keith Bostic, S (First Team, NEA, FD, FI, Second Team, AP, DH)
 Ray Childress, DE (Honorable Mention, DH)
 Ernest Givins, WR (Honorable Mention, DH)
 Warren Moon, QB (Honorable Mention, DH)
 Mike Munchak, G (First Team, AP, WA, NEA, SN, FO, FD, TP, DH)
 Mike Rozier, RB (Honorable Mention, DH)
1988 Patrick Allen, CB (Honorable Mention, AP)
 Keith Bostic, S (Honorable Mention, AP)
 Ray Childress, DE (Second Team, AP, NEA, CP, FD, Honorable

LEGEND

AP - Associated Press
CP - College & Pro Football Newsweekly
DMN - Dallas Morning News
DB - Dick Butkus Football Network
DE - Detroit News
DH - Don Heinrich (Pro Football Scouts)
DP - Diet Pepsi Rookie of the Year
DZ - Paul Zimmerman (N.Y. Post, 1969 -78; Sports Ill., 1979-present)
FD - Football Digest
FI - NFL Films
FN - Football News
FO - Gordon Forbes, USA Today
FW - Pro Football Weekly
FX - Larry Fox, N.Y. Daily News
GN - Gannett News Service
HF - Pro Football Hall of Fame
JT - Joe Theismann
NA - The National
NBC - NBC Sports.com
NEA - Newspaper Enterprise Association
NY - New York Daily News
OA - Bob Oates, L.A. Times
OF - Official AFL Team
PF - Pro Football Digest
PK - Peter King, Sports Illust.
RS - Pamela Robbins Scott
SI - Sports Illustrated
SN - The Sporting News
TP - Topps All-Pro Team
UPI - United Press International
USA - USA Today
WA - Pro Football Writers of America

Mention, DH)
 Jeff Donaldson, S (Second Team, CP, Honorable Mention, AP, DH)
 Drew Hill, WR (First Team, DH, Honorable Mention, AP)
 Bruce Matthews, G (First Team, AP, WA, SN, FD, FO, DZ, DH, FW, Second Team, NEA, CP)
 Warren Moon, QB (Honorable Mention, DH)
 Mike Munchak, G (First Team, WA, NEA, FO, FW, Second Team, AP)
1989 Ray Childress, DE (Second Team, AP, Honorable Mention, DH)
 Bruce Matthews, G (First Team, AP, SN, DZ, FD, FI, FW, Second Team, NEA, CP)
 Greg Montgomery, P (First Team, NEA, Honorable Mention, DH)
 Warren Moon, QB (Honorable Mention, DH)
 Mike Munchak, G (First Team, NEA, FO, Second Team, AP)
 Eugene Seale, ST (First Team, FW)
1990 Ray Childress, DE (First Team, WA, CP, FO, DZ, SN, DH, Second Team, AP, NEA, NA, Honorable Mention, PK)
 Ernest Givins, WR (Second Team, AP, Honorable Mention, DH, PK)
 Drew Hill, WR (Honorable Mention, AP, DH)
 Haywood Jeffires, WR (Second Team, CP, NA, Honorable Mention, DH)
 Richard Johnson, CB (Second Team, CP, Honorable Mention, AP)
 Terry Kinard, S (Honorable Mention, AP)
 Bruce Matthews, G (First Team, AP, WA, NEA, CP, FO, SN, FI, DH, FW, Second Team, PK)
 Bubba McDowell, S (Honorable Mention, AP, DH)



ALL-TIME ALL-PRO SELECTIONS

- Greg Montgomery, P (Honorable Mention, AP, DH)
Warren Moon, QB (First Team, SN, FI, Second Team, AP, DH, Honorable Mention, FD, PK)
Mike Munchak, G (Second Team, AP, DH)
- 1991** Ray Childress, DT (First Team, NEA, CP, FO, FD, FI, DH, Honorable Mention, AP)
Cris Dishman, CB (First Team, AP, FO, FD, FI, DH, FW, Second Team, CP)
William Fuller, DE (Honorable Mention, AP, DH)
Haywood Jeffires, WR (First Team, AP, WA, FD, FI, Second Team, NEA, CP, DH)
Bruce Matthews, C (First Team, NEA, FD, FI, FW, Second Team, AP, CP)
Bubba McDowell, S (Second Team, AP, CP, DH)
Warren Moon, QB (Honorable Mention, AP, DH)
Mike Munchak, G (First Team, AP, WA, FW, CP, FD, Second Team, NEA, Honorable Mention, DH)
Bo Orlando, S (Honorable Mention, AP)
Al Smith, MLB (First Team, WA, FW, Second Team, CP, DH, Honorable Mention, AP)
- 1992** Ray Childress, DT (First Team, AP, WA, NEA, CP, FO, DZ, FI, JT)
Cris Dishman, S (Honorable Mention, AP)
William Fuller, DE (Honorable Mention, AP, JT)
Ernest Givins, WR (Honorable Mention, JT)
Haywood Jeffires, WR (Honorable Mention, AP, JT)
Bruce Matthews, C (First Team, AP, WA, NEA, SN, FD, JT, Second Team, CP)
Bubba McDowell, S (First Team, JT, Honorable Mention, AP)
Greg Montgomery, P (Honorable Mention, AP, JT)
Mike Munchak, G (Second Team, AP, CP, JT)
Al Smith, MLB (First Team, AP, FD, Second Team, NEA, CP, FO, Honorable Mention, JT)
Lorenzo White, RB (Honorable Mention, AP, JT)
- 1993** Ray Childress, DT (First Team, FO, Second Team, AP, CP, FD, Honorable Mention, JT)
Al Del Greco, K (Second Team, FD, Honorable Mention, AP)
Cris Dishman, CB (Honorable Mention, AP, JT)
Sean Jones, DE (Honorable Mention, AP, JT)
Bruce Matthews, C (First Team, WA, SN, CP, FD, FI, Second Team, AP)
Greg Montgomery, P (First Team, AP, WA, SN, CP, FD, FI, Honorable Mention, JT)
Warren Moon, QB (Honorable Mention, AP, JT)
Mike Munchak, G (First Team, FD, FI, Second Team, AP, CP)
Bo Orlando, S (Honorable Mention, AP)
Marcus Robertson, S (First Team, AP, SN, JT, Second Team, CP)
Webster Slaughter, WR (Honorable Mention, AP)
Al Smith, MLB (Honorable Mention, AP)
- 1994** Rich Camarillo, P (Honorable Mention, AP)
Bruce Matthews, C (Honorable Mention, AP)
- 1995** Michael Barrow, MLB (First Team, DZ)
Blaine Bishop, S (First Team, DZ, Second Team, FD, Honorable Mention, AP)
Darryll Lewis, CB (First Team, FD, TJ, Honorable Mention, AP)
Bruce Matthews, G (Second Team, BM, Honorable Mention, AP)
Mark Stepnoski, C (Honorable Mention, AP)
- 1996** Blaine Bishop, S (Honorable Mention, AP)
Al Del Greco, K (Honorable Mention, AP)
Cris Dishman, CB (Honorable Mention, AP)
Mel Gray, KR (Honorable Mention, AP)
Bruce Matthews, G, (First Team, DB, Second Team, AP, FD)
John Henry Mills, ST (Second Team, FI)
Mark Stepnoski, C (Second Team, AP, FD)
- 1997** Blaine Bishop, S (Honorable Mention, AP)
Brad Hopkins, T (First Team, DZ, Honorable Mention, AP)
Bruce Matthews, G (Honorable Mention, AP)
Marcus Robertson, S (First Team, DZ, Honorable Mention, AP)
- 1998** Craig Hentrich, P (First Team, AP, WA, CP, SN, FD, USA)
Bruce Matthews, G (First Team, AP, WA, SN, USA, Second Team, FD)
Frank Wycheck, TE (First Team, DZ, Second Team, CP, FD)
- 1999** Eddie George, RB (Second Team, AP, CP, FD)
- Jevon Kearse, DE (First Team, AP, DZ, CP, SN, FD, FW, WA)
Bruce Matthews, G (First Team, AP, FD, FW, WA)
Jon Runyan, T (Second Team, AP, FD)
- 2000** Blaine Bishop, S (First Team, FD, Second Team, AP)
Keith Bulluck, ST (Second Team, FD)
Eddie George, RB (First Team, AP, CP, FD, FW, WA)
Jevon Kearse, DE (First Team, FO)
Derrick Mason, KR (First Team, AP, CP, DZ, FO, FW, SN, WA, Second Team, FD)
Bruce Matthews, G (First Team, AP, FW, SN, FD, WA)
Samari Rolle, CB (First Team, AP, CP, FD, FW, SN, WA)
- 2001** Frank Wycheck, TE (Second Team, AP)
- 2002** Keith Bulluck, LB (Second Team, AP)
- 2003** Keith Bulluck, LB (First Team, AP, DZ, FW, WA, PK)
Steve McNair, QB (Second Team, AP, FD, First Team, DZ)
Craig Hentrich, P (First Team, PD)
- 2004** Keith Bulluck, LB (First Team, DZ)
- 2007** Albert Haynesworth, DT (First Team, AP, DZ, FW, WA)
Rob Bironas, K (First Team, AP, SN, SI)
- 2008** Albert Haynesworth, DT (First Team, AP, SN, SI, NBC, DMN)
Cortland Finnegan, CB (First Team, AP, SN, SI, NBC, DMN)
Kevin Mawae, C (First Team, AP, NBC)
Michael Roos, OT (First Team, AP, SN, SI, DMN)
David Stewart, OT (Second Team, AP)
- 2009** Tony Brown, DT (SI)
Chris Johnson, RB (First Team, AP, SN, SI, FW/WA)
Michael Roos, OT (First Team, DMN, Second Team, AP)
- 2010** Michael Griffin, S (Second Team, AP)
- 2011** Michael Roos, OT (First Team, SN)
- 2013** Jurrell Casey, DT (Second Team, AP)
Alterraun Verner, CB (First Team, SI, Second Team, AP)
- 2016** Jack Conklin, T (First Team, AP)
- 2017** Kevin Byard, S (First Team, AP, WA)
Brett Kern, P (First Team, SN, Second Team, AP)
Taylor Lewan, T (First Team, SN)
- 2018** Kevin Byard, S (Second Team, WA)
- 2019** Derrick Henry, RB (First Team, WA, Second Team, AP)
Derrick Henry, Flex (Second Team, AP)
Brett Kern, P (First Team, AP, WA, SN)
- 2020** Derrick Henry, RB (First Team, AP, WA, SN)
- 2021** Kevin Byard, S (First Team, AP, WA, SN)
Jeffery Simmons, DT (Second Team, AP)
- 2022** Derrick Henry, RB (First Team, SN)
Jeffery Simmons, DT (First Team, SN, Second Team, AP)
Ryan Stonehouse (First Team, SN, Second Team, AP)

ALL-AFC

- 1970** Elvin Bethea, DE (Honorable Mention, UPI)
Glen Ray Hines, T (Honorable Mention, UPI)
Ken Houston, S (First Team, FW, Second Team, UPI)
Jerry LeVias, WR (Honorable Mention, UPI)
Zeke Moore, CB (Honorable Mention, UPI)
Ron Pritchard, OLB (Second Team, UPI)
Alvin Reed, TE (First Team, UPI, FW)
Walter Suggs, T (Honorable Mention, UPI)
- 1971** Elvin Bethea, DE (First Team, FW, Second Team, UPI)
Ken Houston, S (First Team, UPI, SN, FW)
Ron Pritchard, OLB (Second Team, UPI)
- 1972** Elvin Bethea, DE (First Team, SN, Second Team, UPI)
Ken Houston, S (Second Team, UPI)
Guy Murdock, C (All-Rookie)
Mike Tilleman, DT (Honorable Mention, UPI)
- 1973** Gregg Bingham, LB (All-Rookie)
Elvin Bethea, DE (Second Team, UPI)
John Matuszak, DT (All-Rookie)
- 1974** Elvin Bethea, DE (First Team, FW, TP, Second Team, UPI)
Gregg Bingham, MLB (Honorable Mention, UPI)
Ken Burrough, WR (Honorable Mention, UPI)
- 1975** Elvin Bethea, DE (First Team, NY)
Robert Brazile, OLB (Second Team, UPI, All-Rookie)
Curley Culp, DT (First Team, AP, UPI, SN, FW, NY, TP)



ALL-TIME ALL-PRO SELECTIONS

- Billy Johnson, KR (First Team, FW, TP)
- 1976** Elvin Bethea, DE (Honorable Mention, UPI)
Robert Brazile, OLB (First Team, UPI, SN, FW, NY, TP, PB)
Curley Culp, DT (First Team, SN, FW, TP, PB, Second Team, UPI)
- 1977** Elvin Bethea, DE (Honorable Mention, UPI)
Robert Brazile, OLB (Second Team, UPI)
Ken Burrough, WR (Second Team, UPI)
Rob Carpenter, RB (All-Rookie)
Curley Culp, DT (First Team, FW, Honorable Mention, UPI)
Bill Currier, DB (All-Rookie)
Billy Johnson, KR (First Team, FW, NY)
George Reihner, G (All-Rookie)
- 1978** Elvin Bethea, DE (First Team, UPI, FW, NY, FX)
Robert Brazile, OLB (First Team, UPI, SN, FW, FX, TP)
Earl Campbell, RB (First Team, UPI, SN, FW, NY, FX, TP, All-Rookie)
Curley Culp, DT (Second Team, UPI)
Greg Sampson, T (Second Team, UPI)
- 1979** Jesse Baker, DE (All-Rookie)
Robert Brazile, OLB (First, UPI, SN, FW)
Earl Campbell, RB (First Team, UPI, SN, FW, NY, FX, TP)
Curley Culp, DT (Second Team, UPI)
Toni Fritsch, PK (First Team, UPI, SN, FW, NY, FX, TP)
Leon Gray, T (First Team, UPI, SN, FW)
Carl Mauck, C (Second Team, UPI)
Vernon Perry, S (All-Rookie)
Mike Reinfeldt, S (First Team, UPI, SN, FW, NY, FX, TP)
- 1980** Gregg Bingham, ILB (First Team, FX)
Robert Brazile, OLB (First Team, UPI, FW, NY, FX, TP, PB)
Earl Campbell, RB (First Team, UPI, FW, NY, FX, TP, PB)
Leon Gray, T (First Team, UPI, FW, TP)
Carl Mauck, C (First Team, FX, Honorable Mention, UPI)
Vernon Perry, S (Second Team, UPI)
Mike Reinfeldt, S (Second Team, UPI)
Carl Roaches, KR (All-Rookie)
Greg Stemrick, CB (Second Team, UPI)
- 1981** Robert Brazile, OLB (First Team, TP, Second Team, UPI)
Earl Campbell, RB (First Team, FX, NY, Second Team, UPI)
Leon Gray, T (Second Team, UPI)
Vernon Perry, S (First Team, FX)
Carl Roaches, KR (First Team, FW, TP)
- 1982** Robert Brazile, OLB (First Team, UPI)
- 1983** Steve Brown, CB (All-Rookie)
Bruce Matthews, T (All-Rookie)
Harvey Salem, T (All-Rookie)
Tim Smith, WR (First Team, FW)
Brian Sochia, DT (All-Rookie)
- 1984** Warren Moon (All-Rookie)
Mike Munchak, G (First Team, FW, Second Team, UPI)
Dean Steinkuhler, T (All-Rookie)
- 1985** Ray Childress, DE (All-Rookie, WA)
Mike Munchak, G (First Team, FN, Second Team, FN, UPI)
- 1986** Ray Childress, DE (First Team, FN)
Ernest Givins, WR (All-Rookie, FW, WA)
- 1987** Keith Bostic, S (First Team, UPI, FW)
Mike Munchak, G (First Team, UPI, FW, FN)
Mike Rozier, RB (Second Team, UPI)
- 1988** Ray Childress, DE (First Team, UPI, FW)
Drew Hill, WR (Second Team, UPI)
Bruce Matthews, G (First Team, UPI, FW, FN)
Warren Moon, QB (Second Team, UPI)
Mike Munchak, G (First Team, FW, Second Team, UPI)
Eugene Seale, ST (First Team, FW)
- 1989** Ray Childress, DE (Second Team, UPI)
John Grimsley, ILB (Second Team, UPI)
Bruce Matthews, G (First Team, UPI, FW, FN)
Bubba McDowell, CB (All-Rookie, FW, WA)
Greg Montgomery, P (First Team, UPI, FW)
Warren Moon, QB (First Team, UPI, FN)
Mike Munchak, G (First Team, UPI, FW)
Tony Zendejas, K (Second Team, UPI)
- 1990** Ray Childress, DT (First Team, FN, Second Team, UPI)
- Ernest Givins, WR (First Team, UPI)
Drew Hill, WR (First Team, FN, Second Team, UPI)
Bruce Matthews, G (First Team, UPI, FW, FN)
Warren Moon, QB (First Team, UPI, FW, FN)
Mike Munchak, G (First Team, FN, Second Team, UPI)
- 1991** Ray Childress, DT (First Team, UPI, FW)
Cris Dishman, CB (First Team, UPI, FW, FN)
John Flannery, G/C (All-Rookie, FW, WA)
William Fuller, DE (First Team, UPI, FW, FN)
Haywood Jeffires, WR (First Team, UPI, FW, FN)
Bruce Matthews, C (First Team, FW)
Mike Munchak, G (First Team, UPI, FW, FN)
Al Smith, (First Team, UPI, FW, FN)
- 1992** Ray Childress, DT (First Team, FW)
Haywood Jeffires, WR (First Team, UPI, FW, FN)
Bruce Matthews, C (First Team, UPI, FW, FN)
Greg Montgomery, P (First Team, UPI)
Mike Munchak, G (First Team, UPI, FW, FN)
Eddie Robinson, LB (All-Rookie, FW, WA)
Al Smith, MLB (First Team, FW, FN)
- 1993** Ray Childress, DT (First Team, UPI, FW, FN)
Brad Hopkins, T (All-Rookie, FW, WA)
Bruce Matthews, C (First Team, UPI, FW, FN)
Greg Montgomery, P (First Team, UPI, FW, FN)
Mike Munchak, G (First Team, UPI, FW, FN)
- 1995** Blaine Bishop, S (First Team, UPI, FW, FN)
Darryll Lewis, CB (First Team, FN, Second Team, UPI)
Bruce Matthews, G (First Team, UPI, FW, FN)
Marcus Robertson, S (First Team, UPI, FW, FN)
Chris Sanders, WR (All-Rookie, FW, WA)
Gary Walker, DT (All-Rookie, FW, WA)
- 1996** Blaine Bishop, S (Second Team, UPI)
Al Del Greco, K (Second Team, UPI)
Eddie George, RB (Second Team, UPI, All-Rookie, FW, WA)
Bruce Matthews, G (First Team, UPI, FW, FN)
John Henry Mills, ST (First Team, FW)
Mark Stepnoski, C (Second Team, UPI)
- 1997** Kenny Holmes, DE (All-Rookie, FW, WA)
Bruce Matthews, G (First Team, FW, FN)
- 1998** Craig Hentrich, P (First Team, FW, FN)
Kevin Long, C (All-Rookie, FW, WA)
Bruce Matthews, G (First Team, FW, FN)
- 1999** Eddie George, RB (First Team, FW)
Jevon Kearse, DE (First Team, FW, FN, All-Rookie, FW, WA)
Bruce Matthews, G (First Team, FW, FN)
John Thornton, DT (All-Rookie, FW, WA)
- 2000** Blaine Bishop, S (First Team, FN)
Eddie George, RB (First Team, FN, FW)
Brad Hopkins, T (First Team, FW)
Derrick Mason, KR (First Team, FN, FW), PR (First Team, FW)
Bruce Matthews, G (First Team, FN, FW)
Samar Rolle, CB (First Team, FW, FN)
- 2002** Jeff Fisher (Coach of the Year, FD)
Steve McNair, QB (First Team, SI) (3rd in MVP voting, AP)
Carlos Hall, DE (All-Rookie, FW, WA)
Keith Bulluck, LB (First Team, FW, FD) (Second Team All-Pro, AP)
Lance Schulters, S (First Team, FW)
Kevin Carter, DE (Second Team, FD)
- 2003** Keith Bulluck, LB (First Team, FW)
Craig Hentrich, P (First Team, FW)
- 2004** Jacob Bell, G (All-Rookie, FW, WA)
- 2005** Pacman Jones, CB/PR/KR (All-Rookie, CP, FW, WA)
- 2006** Vince Young, QB (All-Rookie, PF, WA)
- 2007** Kevin Mawae, C (First Team, PK)
- 2008** Cortland Finnegan, CB (First Team, WA)
Chris Johnson, RB (First Team, WA, All-Rookie, FW, WA, SN)
Kevin Mawae, C (First Team, WA)
- 2009** Chris Johnson, RB (First Team, WA)
- 2010** Marc Mariani, PR/KR (All-Rookie, FW, WA, SN)
- 2013** Jurrell Casey, DT (First Team, WA)
- 2016** DeMarco Murray, RB (First Team, WA)
- 2017** Kevin Byard, S (First Team, WA)



ALL-TIME ALL-PRO SELECTIONS

- Brett Kern, P (First Team, WA)
- 2018** Derrick Henry, RB (First Team, WA)
- Brett Kern, P (First Team, WA)
- Taylor Lewan, T (First Team, WA)
- 2019** Derrick Henry, RB (First Team, WA)
- Brett Kern, P (First Team, WA)
- 2020** Derrick Henry, RB (First Team, WA)
- 2021** Kevin Byard, S (First Team, WA)
- 2023** Derrick Henry, RB (First Team, WA)

ALL-TIME HONORS

(Number of individual Pro Bowls selected in parenthesis)

AFL ALL-STARS

- 1961** Tony Banfield, CB (1)
- George Blanda, QB (1)
- Billy Cannon, HB (1)
- Don Floyd, DE (1)
- Charlie Hennigan, E (1)
- Ed Husmann, DT (1)
- Al Jamison, T (1)
- Mark Johnston, S (1)
- Bob McLeod, E (1)
- Dennit Morris, LB (1)
- Bob Schmidt, C (1)
- Charley Tolar, FB (1)
- 1962** Tony Banfield, CB (2)
- George Blanda, QB (2)
- Willard Dewveall, E (1)
- Don Floyd, DE (2)
- Fred Glick, S (1)
- Charlie Hennigan, E (2)
- Ed Husmann, DT (2)
- Al Jamison, T (2)
- Rich Michael, T (1)
- Jim Norton, S (1)
- Bob Schmidt, C (2)
- Bob Talamini, G (1)
- Charley Tolar, FB (2)
- 1963** Tony Banfield, CB (3)
- George Blanda, QB (3)
- Fred Glick, S (2)
- Charlie Hennigan, E (3)
- Ed Husmann, DT (3)
- Rich Michael, T (2)
- Jim Norton, S (2)
- Bob Schmidt, C (3)
- Bob Talamini, G (2)
- 1964** Sid Blanks, RB (1)
- Don Floyd, DE (3)
- Fred Glick, S (3)
- Charlie Hennigan, E (4)
- Pete Jaquess, CB (1)
- Bob Talamini, G (3)
- 1965** Ode Burrell, RB (2)
- Willie Frazier, TE (1)
- Charlie Hennigan, E (5)
- Bob Talamini, G (4)
- 1966** Charles Frazier, E (1)
- W.K. Hicks, CB (1)
- Bob Talamini, G (5)
- 1967** Woody Campbell, RB (1)
- Miller Farr, CB (1)
- Hoyle Granger, RB (1)
- Pat Holmes, DE (1)
- Jim Norton, S (3)
- Walter Suggs, T (1)
- Bob Talamini, G (6)

- George Webster, LB (1)
- 1968** Sonny Bishop, G (1)
- Garland Boyette, MLB (1)
- Miller Farr, CB (2)
- Hoyle Granger, RB (2)
- Glen Ray Hines, T (1)
- Pat Holmes, DE (2)
- Bobby Maples, C (1)
- Alvin Reed, TE (1)
- Walter Suggs, T (2)
- George Webster, LB (2)
- 1969** Jim Beirne, WR (1)
- Elvin Bethea, DE (1)
- Garland Boyette, MLB (2)
- Miller Farr, CB (3)
- Glen Ray Hines, T (2)
- Ken Houston, S (2)
- Jerry LeVias, WR (1)
- Zeke Moore, CB (1)
- Alvin Reed, TE (2)
- George Webster, LB (3)

AFC PRO BOWL

- 1970** Ken Houston, S (3)
- Zeke Moore, CB (2)
- 1971** Elvin Bethea, DE (2)
- Ken Houston, S (4)
- 1972** Elvin Bethea, DE (3)
- Ken Houston, S (5)
- 1973** Elvin Bethea, DE (4)
- 1974** Elvin Bethea, DE (5)
- 1975** Elvin Bethea, DE (6)
- Ken Burrough, WR (1)
- Curley Culp, DT (1)
- Billy Johnson, KR (1)
- Dan Pastorini, QB (1)
- 1976** Robert Brazile, OLB (1)
- Curley Culp, DT (2)
- 1977** Robert Brazile, OLB (2)
- Ken Burrough, WR (2)
- Curley Culp, DT (3)
- Billy Johnson, KR (2)
- 1978** Elvin Bethea, DE (7)
- Robert Brazile, OLB (3)
- Earl Campbell, RB (1)
- Curley Culp, DT (4)
- 1979** Elvin Bethea, DE (8)
- Robert Brazile, OLB (4)
- Earl Campbell, RB (2)
- Toni Fritsch, K (1)
- Leon Gray, T (1)
- Mike Reinfeldt, S (1)
- 1980** Robert Brazile, OLB (5)
- Dave Casper, TE (1)
- Earl Campbell, RB (3)
- Greg Stemrick, CB (1)
- 1981** Robert Brazile, OLB (6)
- Earl Campbell, RB (4)

- Leon Gray, T (2)
- Carl Roaches, KR (1)
- 1982** Robert Brazile, OLB (7)
- 1983** Earl Campbell, RB (5)
- 1984** Mike Munchak, G (1)
- 1985** Mike Munchak, G (2)
- 1987** Keith Bostic, S (1)
- Mike Munchak, G (3)
- Mike Rozier, RB (1)
- 1988** Keith Bostic, S (2)
- Ray Childress, DE (1)
- John Grimsley, ILB (1)
- Drew Hill, WR (1)
- Bruce Matthews, G (1)
- Warren Moon, QB (1)
- Mike Munchak, G (4)
- Mike Rozier, RB (2)
- 1989** Bruce Matthews, G (2)
- Warren Moon, QB (2)
- Mike Munchak, G (5)
- 1990** Ray Childress, DT (2)
- Ernest Givins, WR (1)
- Drew Hill, WR (2)
- Bruce Matthews, G (3)
- Warren Moon, QB (3)
- Mike Munchak, G (6)
- 1991** Ray Childress, DT (3)
- Cris Dishman, CB (1)
- William Fuller, DE (1)
- Haywood Jeffires, WR (1)
- Bruce Matthews, C (4)
- Warren Moon, QB (4)
- Mike Munchak, G (7)
- Al Smith, MLB (1)
- 1992** Ray Childress, DT (4)
- Curtis Duncan, WR (1)
- Ernest Givins, WR (2)
- Haywood Jeffires, WR (2)
- Bruce Matthews, C (5)
- Warren Moon, QB (5)
- Mike Munchak, G (8)
- Al Smith, MLB (2)
- Lorenzo White, RB (1)
- Ray Childress, DT (5)
- Haywood Jeffires, WR (3)
- Sean Jones, DE (1)
- Bruce Matthews, C (6)
- Greg Montgomery, P (1)
- Warren Moon, QB (6)
- Mike Munchak, G (9)
- Webster Slaughter, WR (2,1)
- 1994** Bruce Matthews, C (7)
- 1995** Blaine Bishop, S (1)
- Darryll Lewis, CB (1)
- Bruce Matthews, C (8)
- Mark Steponoski, C (4, 1)
- 1996** Blaine Bishop, S (2)
- Bruce Matthews, G (9)
- John Henry Mills, ST (1)



ALL-TIME HONORS

1997 Mark Stepnoski, C (5, 2)
Blaine Bishop, S (3)
Eddie George, RB (1)
Bruce Matthews, G (10)
1998 Eddie George, RB (2)
Craig Hentrich, P (1)
Bruce Matthews, G (11)
Frank Wycheck, TE (1)
1999 Eddie George, RB (3)
Jevon Kearse, DE (1)
Frank Wycheck, TE (2)
Bruce Matthews, G (12)
2000 Blaine Bishop, S (4)
Eddie George, RB (4)
Brad Hopkins, T (1)
Jevon Kearse, DE (2)
Derrick Mason, KR (1)
Bruce Matthews, G (13)
Steve McNair, QB (1)
Samar Rolle, CB (1)
Frank Wycheck, TE (3)
2001 Bruce Matthews, G (14)
Jevon Kearse, DE (3)
2002 Kevin Carter, DE (2, 1)
2003 Steve McNair, QB (2)
Keith Bulluck, LB (1)
Brad Hopkins, OT (2)
Craig Hentrich, P (2)
Derrick Mason, WR (2)
Steve McNair, QB (3)
2005 Kyle Vanden Bosch, DE (1)
2006 Vince Young, QB (1)
2007 Rob Bironas, K (1)
Albert Haynesworth, DT (1)
Kyle Vanden Bosch, DE (2)
2008 Cortland Finnegan, CB (1)
Albert Haynesworth, DT (2)
Kevin Mawae, C (7, 1)
Chris Hope, S (1)
Chris Johnson, RB (1)
Michael Roos, OT (1)
Kerry Collins, QB (2, 1)
Michael Griffin, S (1)
2009 Chris Johnson, RB (2)
Kevin Mawae, C (8, 2)
Kyle Vanden Bosch, DE (3)
Vince Young, QB (2)
2010 Jason Babin, DE (1)
Michael Griffin, S (2)
Chris Johnson, RB (3)
Marc Mariani, KR/PR (1)
2013 Alterraun Verner, CB (1)
2015 Jurrell Casey, DT (1)
Delanie Walker, TE (1)
2016 DT Jurrell Casey (2)
T Taylor Lewan (1)
RB DeMarco Murray (3, 1)
OLB Brian Orakpo (4, 1)
TE Delanie Walker (2)
2017 S Kevin Byard (1)
DT Jurrell Casey (3)
P Brett Kern (1)
T Taylor Lewan (2)
ST Brynden Trawick (1)
TE Delanie Walker (3)
2018 DT Jurrell Casey (4)
P Brett Kern (2)
T Taylor Lewan (3)
2019 DT Jurrell Casey (5)
RB Derrick Henry (1)
P Brett Kern (3)
QB Ryan Tannehill (1)

2020 WR A.J. Brown (1)
RB Derrick Henry (2)
2021 S Kevin Byard (2)
OLB Harold Landry III (1)
G Rodger Saffold III (1)
DT Jeffery Simmons (1)
2022 RB Derrick Henry (3)
C Ben Jones (1)
DT Jeffery Simmons (2)
LS Morgan Cox (4, 1)
2023 RB Derrick Henry (4)

ASSOCIATED PRESS NFL MVP

1979 Earl Campbell, RB
2003 Steve McNair, QB

ASSOCIATED PRESS COMEBACK PLAYER OF THE YEAR

2019 Ryan Tannehill, QB

ASSOCIATED PRESS COACH OF THE YEAR

2021 Mike Vrabel

PRO FOOTBALL WRITERS ASSOCIATION COACH OF THE YEAR

2021 Mike Vrabel

BERT BELL TROPHY

(NFL Most Valuable Player presented by Philadelphia Maxwell Club)

1979 Earl Campbell, RB

BERT BELL ROOKIE OF YEAR

(NFL Rookie Most Valuable Player presented by Philadelphia Maxwell Club)

1996 Eddie George, RB

AFL PLAYER OF YEAR

1961 George Blanda, QB (UPI, SN)

1967 George Blanda, QB (SN)

AFL DEFENSIVE ROOKIE OF YEAR

1967 George Webster, LB (SN)

NFL PLAYER OF THE YEAR

1978 Earl Campbell, RB (NEA, WA, FD, NY)

1979 Earl Campbell, RB (NEA, WA)

1980 Earl Campbell, RB (NEA, NY, CP)

2003 Steve McNair, QB (DZ)

NFL OFFENSIVE PLAYER OF YEAR

1978 Earl Campbell, RB (AP)

1979 Earl Campbell, RB (AP, FW)

1980 Earl Campbell, RB (AP)

1990 Warren Moon, QB (AP)

2009 Chris Johnson, RB (AP)

2020 Derrick Henry, RB (AP)

NFL DEFENSIVE PLAYER OF YEAR

1975 Curley Culp, DT (NEA)

1979 Jesse Baker, DT (FW)

NFL ROOKIE OF YEAR

1978 Earl Campbell, RB (AP)

1979 Jesse Baker, DT (FW)

1996 Eddie George, RB (SN, FW, SI)

2006 Vince Young, QB (SI, DP)

NFL OFFENSIVE ROOKIE OF YEAR

1978 Earl Campbell, RB (FW)

1996 Eddie George, RB (AP, FW, FD, CP)

2006 Vince Young, QB (AP, PF, WA)

NFL DEFENSIVE ROOKIE OF YEAR

1975 Robert Brazile, LB (AP)

1979 Jesse Baker, DT (FW)

1999 Jevon Kearse, DE (AP, FN, FW, CP, FD)

AFC PLAYER OF YEAR

1978 Earl Campbell, RB (SN, NY)

2000 Eddie George, RB (FN)

AFC OFFENSIVE PLAYER OF YEAR

1978 Earl Campbell, RB (UPI, KC)

1990 Warren Moon, QB (UPI)

AFC DEFENSIVE PLAYER OF YEAR

1975 Robert Brazile, LB (SN)

1979 Jesse Baker, DT (FW)

Mike Reinfeldt, S (KC)

DIET PEPSI ROOKIE OF YEAR

2006 Vince Young, QB

ED BLOCK COURAGE AWARD

(nominee from each NFL team for courage in battling injuries)

1984 Bob Hamm

1985 Pat Howell

1986 Dean Steinkuhler

1987 Kent Hill

1988 Alonzo Highsmith

1989 Doug Smith

1990 Mike Munchak

1991 Bubba McDowell

1992 Warren Moon

1993 Curtis Duncan

1994 Marcus Robertson

1995 Barron Wortham

1996 Blaine Bishop

1997 Bruce Matthews

1998 Steve Jackson

1999 Steve McNair

2000 Kenny Holmes

2001 Kevin Dyson

2002 Eddie George

2003 Kevin Carter

2004 Keith Bulluck

2005 Tank Williams

2006 Brandon Jones

2007 David Thornton

2008 Chris Hope

2009 Kevin Mawae

2010 Will Witherspoon

2011 Derrick Morgan

2012 Kenny Britt

2013 David Stewart

2014 Michael Griffin

2015 Craig Stevens

2016 Jason McCourty

2017 Karl Klug

2018 Jack Conklin

2019 Jonnu Smith

2020 Jeffery Simmons

2021 Nick Westbrook-Ikhine

2022 Robert Woods

2023 Dillon Radunz



ALL-TIME HONORS

TITANS MAN OF THE YEAR

(nominee from each NFL team for Walter Payton NFL Man of the Year)

1996	Marcus Robertson
1997	Al Del Greco
1998	Al Del Greco
1999	Chris Sanders
2000	Kenny Holmes
2001	Jason Fisk
2002	Kevin Carter
2003	Kevin Carter
2004	Kevin Carter
2005	Steve McNair
2006	Keith Bulluck
2007	Keith Bulluck
2008	David Thornton
2009	Kyle Vanden Bosch
2010	Cortland Finnegan
2011	Cortland Finnegan
2012	Jared Cook
2013	Delanie Walker
2014	Jason McCourty
2015	Delanie Walker
2016	Jurrell Casey
2017	Wesley Woodyard
2018	Jurrell Casey
2019	Ben Jones
2020	Kevin Byard
2021	Derrick Henry
2022	Derrick Henry
2023	Jeffery Simmons

NFL PLAYER OF WEEK

1984	Larry Moriarty, RB, Week 11 (AFC Offensive)
1985	Steve Brown, CB, Week 1 (AFC Defensive) Bo Eason, S, Week 12 (AFC Defensive)
1987	Eugene Seale, LB, Week 4 (AFC Defensive)
1988	Ray Childress, DT, Week 1 (AFC Defensive) Allen Pinkett, RB, Week 4 (AFC Offensive) Drew Hill, WR, Week 9 (AFC Offensive)
1989	Warren Moon, QB, Week 6 (AFC Offensive)
1990	Warren Moon, QB, Week 6 (AFC Offensive) Johnny Meads, LB, Week 7 (AFC Defensive) Warren Moon, QB, Week 11 (AFC Offensive) Lorenzo White, RB, Week 12 (AFC Offensive) Warren Moon, QB, Week 15 (AFC Offensive) Cody Carlson, QB, Week 17 (AFC Offensive)
1991	Lamar Lathon, LB, Week 2 (AFC Defensive) Ernest Givins, WR, Week 6 (AFC Offensive) Haywood Jeffires, WR, Week 7 (AFC Offensive) Warren Moon, QB, Week 12 (AFC Offensive) Ray Childress, DT, Week 15

	(AFC Defensive) William Fuller, DE, Week 16 (AFC Defensive)
1992	Cody Carlson, QB, Week 13 (AFC Offensive) Lorenzo White, RB, Week 16 (AFC Offensive) Ray Childress, DT, Week 17 (AFC Defensive)
1993	Marcus Robertson, S, Week 2 (AFC Defensive) Greg Montgomery, P, Week 7 (AFC Special Teams) Warren Moon, QB, Week 8 (AFC Offensive) Gary Brown, RB, Week 11 (AFC Offensive) Marcus Robertson, S, Week 12 (AFC Defensive) William Fuller, DE, Week 13 (AFC Defensive) Steve Jackson, CB, Week 14 (AFC Defensive) Gary Brown, RB, Week 16 (AFC Offensive) Blaine Bishop, S, Week 17 (AFC Defensive) Ray Childress, DT, Week 18 (AFC Defensive)
1995	Chris Chandler, QB, Week 4 (AFC Offensive) John Henry Mills, LB, Week 4 (AFC Special Teams) Cris Dishman, CB, Week 9 (AFC Defensive)
1996	Eddie George, RB, Week 2 (AFC Offensive) Mel Gray, KR, Week 6 (AFC Defensive)
1997	Eddie George, RB, Week 1 (AFC Offensive) M. Robertson, FS, Week 14 (AFC Defensive)
1998	Blaine Bishop, SS, Week 6 (AFC Defensive) Mike Archie, RB, Week 7 (AFC Special Teams) Eddie George, RB, Week 10 (AFC Offensive) Craig Hentrich, P, Week 10 (AFC Special Teams)
1999	Al Del Greco, K, Divisional (AFC Special Teams) Steve McNair, QB, Week 8, 16, AFC Champ. (AFC Offensive) Derrick Mason, WR/KR, Week 12, AFC Champ. (AFC Special Teams) Eddie Robinson, LB, Week 14 (AFC Defensive) Kevin Dyson, Frank Wycheck, Wild Card (AFC Special Teams)
2000	Derrick Mason, KR/PR, Week 4 (AFC Special Teams) Randall Godfrey, LB, Week 8, 17 (AFC Defensive) Samari Rolle, CB, Week 9 (AFC Defensive) Al Del Greco, K, Week 14 (AFC Special Teams)

	Eddie Robinson, LB, Week 14 (AFC Defensive)
	Eddie George, RB, Week 16 (AFC Offensive)
2001	Joe Nedney, K, Week 5 (AFC Special Teams) Joe Nedney, K, Week 6 (AFC Special Teams) Steve McNair, QB, Week 8 (AFC Offensive) Derrick Mason, WR, Week 10 (AFC Special Teams) Steve McNair, QB, Week 12 (AFC Offensive)
2002	Carlos Hall, DE, Week 1 (AFC Defensive) Steve McNair, QB, Week 9 (AFC Offensive) Frank Wycheck, TE, Divisional (NFL Offensive)
2003	Craig Hentrich, P, Week 1 (AFC Special Teams) Rocky Boiman, LB, Week 4 (AFC Defensive) Jevon Kearse, DE, Week 7 (AFC Defensive) Justin McCareins, WR, Week 12 (AFC Special Teams) Craig Hentrich, P, Week 16 (AFC Special Teams) Gary Anderson, K, Week 17 (AFC Special Teams) Gary Anderson, K, Wild Card (AFC Special Teams)
2004	Chris Brown, RB, Week 5 (AFC Offensive)
2005	Pacman Jones, CB, Week 14 (AFC Special Teams)
2006	Vince Young, QB, Week 16 (AFC Offensive) Casey Cramer, TE, Week 6 (AFC Special Teams) Rob Bironas, K, Week 13 (AFC Special Teams)
2007	Chris Brown, RB, Week 1 (AFC Offensive) Keith Bulluck, LB, Week 3 (AFC Defensive) Kyle Vanden Bosch, DE, Week 16 (AFC Defensive) Rob Bironas, K, Week 7 (AFC Special Teams) Rob Bironas, K, Week 17 (AFC Special Teams)
2008	Cortland Finnegan, Week 1 (AFC Defensive) Keith Bulluck, LB, Week 2 (AFC Special Teams) Craig Hentrich, P, Week 10 (AFC Special Teams) Chris Hope, S, Week 8 (AFC Defensive)
2009	Chris Johnson, RB, Week 8 (AFC Offensive) Vince Young, QB, Week 12 (AFC Offensive) Keith Bulluck, LB, Week 14 (AFC Defensive)
2010	Chris Johnson, RB, Week 5 (AFC Offensive) Marc Mariani, KR/PR, Week 11 (AFC Special Teams)



ALL-TIME HONORS

- 2011 **Marc Mariani, KR/PR, Week 10**
(AFC Special Teams)
- Chris Johnson, RB, Week 12**
(AFC Offensive)
- Colin McCarthy, LB, Week 13**
(AFC Defensive)
- 2012 **Darius Reynaud, KR/PR, Week 3**
(AFC Special Teams)
- Chris Johnson, RB, Week 7**
(AFC Offensive)
- Darius Reynaud, KR/PR, Week 17**
(AFC Special Teams)
- 2013 **Alterraun Verner, CB, Week 4**
(AFC Defensive)
- 2014 **Jurrell Casey, DT, Week 6**
(AFC Defensive)
- 2015 **Marcus Mariota, QB, Week 1, 9**
(AFC Offensive)
- 2016 **Marcus Mariota, QB, Week 10**
(AFC Offensive)
- Ryan Succop, K, Week 15**
(AFC Special Teams)
- 2017 **Ryan Succop, K, Week 6**
(AFC Special Teams)
- Kevin Byard, S, Week 7, 17**
(AFC Defensive)
- 2018 **Dane Cruikshank, S, Week 2**
(AFC Special Teams)
- Marcus Mariota, QB, Week 4**
(AFC Offensive)
- Wesley Woodyard, LB, Week 10**
(AFC Defensive)
- Derrick Henry, RB, Week 14**
(AFC Offensive)
- 2019 **Cameron Wake, OLB, Week 1**
(AFC Defensive)
- Ryan Tannehill, QB, Week 14**
(AFC Offensive)
- Derrick Henry, RB, Week 17**
(AFC Offensive)
- 2020 **Stephen Gostkowski, K, Week 3**
(AFC Special Teams)
- Derrick Henry, RB, Week 6, 17**
(AFC Offensive)
- Jeffery Simmons, DT, Week 9**
(AFC Defensive)
- 2021 **Derrick Henry, RB, Week 2**
(AFC Offensive)
- Derrick Henry, RB, Week 6**
(AFC Offensive)
- Randy Bullock, K, Week 8**
(AFC Special Teams)
- Ryan Tannehill, QB, Week 18**
(AFC Offensive)
- 2022 **Randy Bullock, K, Week 7**
(AFC Special Teams)
- Derrick Henry, RB, Week 8**
(AFC Offense)
- Ryan Stonehouse, P, Week 10**
(AFC Special Teams)
- 2023 **Nick Folk, K, Week 2**
(AFC Special Teams)
- Ryan Stonehouse, P, Week 12**
(AFC Special Teams)
- Harold Landry III, OLB, Week 14**
(AFC Defense)

NFL.COM ALL-HEART PLAYER OF WEEK

- 2000 Eddie George, RB, Week 6
- Bruce Matthews, G, Week 7

NFL PLAYER OF MONTH

- 1988 **Drew Hill, WR, September**
(AFC Offensive)
- 1990 **Warren Moon, QB, November**
(AFC Offensive)
- 1991 **Cris Dishman, CB, October**
(AFC Defensive)
- 1992 **Lorenzo White, RB, December**
(AFC Offensive)
- 1993 **Gary Brown, RB, November**
(AFC Offensive)
- Al Del Greco, K, November**
(AFC Special Teams)
- Cris Dishman, CB, December**
(AFC Defensive)
- 1996 **Al Del Greco, K, October**
(AFC Special Teams)
- 1998 **Craig Hentrich, P, November**
(AFC Special Teams)
- 1999 **Jevon Kearse, DE, December**
(AFC Defensive)
- 2000 **Derrick Mason, KR/PR, October**
(AFC Special Teams)
- 2002 **Steve McNair, QB, December**
(AFC Offensive)
- 2003 **Steve McNair, QB, October**
(AFC Offensive)
- 2007 **Rob Bironas, K, October**
(AFC Special Teams)
- 2008 **Albert Haynesworth, DT, September**
(AFC Defensive)
- 2009 **Chris Johnson, RB, November**
(AFC Offensive)
- 2010 **Michael Griffin, S, October**
(AFC Defensive)
- 2012 **Darius Reynaud, KR/PR, September**
(AFC Special Teams)
- 2016 **Marcus Mariota, QB, November**
(AFC Offensive)
- 2017 **Ryan Succop, K, September**
(AFC Special Teams)
- 2018 **Derrick Henry, RB, December**
(AFC Offensive)
- 2019 **Ryan Tannehill, QB, December**
(AFC Offensive)
- 2020 **Stephen Gostkowski, K, September**
(AFC Special Teams)
- Derrick Henry, RB, October**
(AFC Offensive)
- 2021 **Kevin Byard, S, October**
(AFC Defensive)
- 2022 **Derrick Henry, RB, October**
(AFC Offensive)
- Ryan Stonehouse, P, October**
(AFC Special Teams)

FEDEX AIR PLAYER OF WEEK

- 2003 Steve McNair, QB, Week 6
- 2004 Billy Volek, QB, Week 14
- 2015 Marcus Mariota, QB, Week 9
- 2016 Marcus Mariota, QB, Week 10
- 2019 Ryan Tannehill, QB, Week 14
- 2020 Ryan Tannehill, QB, Week 6

FEDEX GROUND PLAYER OF WEEK

- 2004 Chris Brown, RB, Week 5
- 2007 Chris Brown, RB, Week 1
- 2009 Chris Johnson, RB, Week 8
- Chris Johnson, RB, Week 12
- 2012 Chris Johnson, RB, Week 7

- 2013 Chris Johnson, RB, Week 9
- 2016 DeMarco Murray, RB, Week 10
- 2018 Derrick Henry, RB, Week 14
- Derrick Henry, RB, Week 15
- 2019 Derrick Henry, RB, Week 10
- Derrick Henry, RB, Week 12
- Derrick Henry, RB, Week 13
- Derrick Henry, RB, Week 14
- Derrick Henry, RB, Week 17
- 2020 Derrick Henry, RB, Week 6
- Derrick Henry, RB, Week 11
- Derrick Henry, RB, Week 12
- Derrick Henry, RB, Week 14
- Derrick Henry, RB, Week 15
- 2021 Derrick Henry, RB, Week 2
- Derrick Henry, RB, Week 3
- Derrick Henry, RB, Week 5
- 2023 Derrick Henry, RB, Week 18

FEDEX GROUND PLAYER OF YEAR

- 2009 Chris Johnson, RB
- 2019 Derrick Henry, RB
- 2020 Derrick Henry, RB

NFL ROOKIE OF MONTH

- 1996 Eddie George, RB, Sept.
- 1999 Jevon Kearse, DE, Sept., Nov., Dec.
- 2008 Chris Johnson, RB, Sept.
- 2015 Marcus Mariota, QB, Sept.
- 2019 A.J. Brown, WR, Dec.

PEPSI NFL ROOKIE OF THE WEEK

- 2006 Vince Young, QB, Week 12
- Vince Young, QB, Week 13
- Vince Young, QB, Week 14
- Vince Young, QB, Week 16
- 2008 Chris Johnson, RB, Week 7
- Chris Johnson, RB, Week 9
- 2011 Colin McCarthy, LB, Week 13
- 2015 Marcus Mariota, QB, Week 1
- 2019 A.J. Brown, WR, Week 12
- 2023 Will Levis, QB, Week 8

AFC OFFENSIVE ROOKIE OF YEAR

- 1996 Eddie George, RB (PF, FD, CP)
- 2006 Vince Young, QB (AP, PF, WA)

AFC DEFENSIVE ROOKIE OF YEAR

- 1999 Jevon Kearse, DE (AP, PFW, FN, CPFW)

AFL ALL-ROOKIE

- 1967 George Webster, LB

NFL ALL-ROOKIE

- 1972 Guy Murdock, C
- 1973 Gregg Bingham, LB
- John Matuszak, DT
- 1975 Robert Brazile, LB
- 1977 Rob Carpenter, RB
- Bill Currier, DB
- George Reihner, G
- 1978 Earl Campbell, RB
- 1979 Jesse Baker, DT
- Vernon Perry, S
- 1980 Carl Roaches, KR
- 1983 Steve Brown, CB
- Bruce Matthews, T
- Harvey Salem, T
- Brian Sochia, DT



ALL-TIME HONORS

1984	Warren Moon, QB Dean Steinkuhler, T
1985	Ray Childress, DT
1986	Ernest Givins, WR
1989	Bubba McDowell, S
1991	John Flannery, C
1992	Eddie Robinson, LB
1993	Brad Hopkins, T
1995	Chris Sanders, WR Gary Walker, DT
1996	Eddie George, RB
1997	Kenny Holmes, DE
1998	Kevin Long, C
1999	Jevon Kearse, DE John Thornton, DT
2002	Carlos Hall, DE
2004	Jacob Bell, G
2005	Pacman Jones, CB/PR/KR
2006	Vince Young, QB
2008	Chris Johnson, RB
2010	Marc Mariani, PR/KR
2014	Taylor Lewan, T
2016	Jack Conklin, T
2019	A.J. Brown, WR
2022	Chig Okonkwo, TE Ryan Stonehouse, P

PRO BOWL PLAYER OF GAME

1976	Billy Johnson, PR
2017	Delanie Walker, TE (Offensive MVP)

NFL 75th ANNIVERSARY TEAM

Ken Houston, S
Billy Johnson, PR

AFL ALL-TIME TEAM

George Blanda, K (First Team)
Miller Farr, CB (Second Team)
Charlie Hennigan, WR (Second Team)
Bob Talamini, G (Second Team)
George Webster, LB (First Team)

NFL ALL-DECADE TEAM

1970s	Robert Brazile, LB (Second Team) Earl Campbell, RB (Second Team) Ken Houston, S (First Team) Billy Johnson, KR (Second Team)
1980s	Billy Johnson, PR (First Team) Mike Munchak, G (Second Team)
1990s	Mel Gray, PR & KR (Second Team) Bruce Matthews, G (First Team) Mark Stepnoski, C (Second Team)
2000s	Kevin Mawae, C (First Team)

PRO FOOTBALL HALL OF FAME ALL-TIME TEAM

Bruce Matthews, G
George Blanda, K

NFL ALUMNI

1999	Jevon Kearse, DE (Pass Rusher of the Year)
2000	Bruce Matthews, G (Offensive Lineman of the Year)

NFL 100 ALL-TIME TEAM

Earl Campbell, RB
Billy Johnson, RS
Bruce Matthews, G

TEAM CAPTAINS (SINCE 2007)

2007	Vince Young, QB (offense) Kevin Mawae, C (offense) Keith Bulluck, LB (defense) Kyle Vanden Bosch, DE (defense) Craig Hentrich, P (special teams)
2008	Vince Young, QB (offense) Kevin Mawae, C (offense) Keith Bulluck, LB (defense) Kyle Vanden Bosch, DE (defense) Craig Hentrich, P (special teams)
2009	Kerry Collins, QB (offense) Kyle Vanden Bosch, DE (defense) Craig Hentrich, P (special teams) Donnie Nickey, S (special teams)
2010	Vince Young, QB (offense) Ahmard Hall, FB (offense) Stephen Tulloch, LB (defense) Donnie Nickey, S (special teams)
2011	Matt Hasselbeck, QB (offense) Cortland Finnegan, CB (defense) Tim Shaw, LB (special teams)
2012	Jake Locker, QB (offense) Steve Hutchinson, G (offense) Jason McCourty, CB (defense) Colin McCarthy, LB (defense) Tim Shaw, LB (special teams)
2013	Jake Locker, QB (offense) Michael Roos, T (offense) Nate Washington, WR (offense) Jason McCourty, CB (defense) Bernard Pollard, S (defense) Patrick Bailey, LB (special teams)
2014	Jake Locker, QB (offense) Nate Washington, WR (offense) Jurrell Casey, DT (defense) Wesley Woodyard, LB (defense) George Wilson, S (special teams)
2015	Taylor Lewan, T (offense) Delanie Walker, TE (offense) Jurrell Casey, DT (defense) Marcus Mariota, QB (offense) Dexter McCluster, RB (offense) Jason McCourty, CB (defense) Brian Orakpo, OLB (defense) Wesley Woodyard, LB (special teams)
2016	Marcus Mariota, QB (offense) Delanie Walker, TE (offense) Jurrell Casey, DT (defense) Brian Orakpo, OLB (defense) Daimion Stafford, S (special teams) Wesley Woodyard, LB (special teams)
2017	Marcus Mariota, QB (offense) Delanie Walker, TE (offense) Jurrell Casey, DT (defense) Brian Orakpo, OLB (defense) Tim Shaw, Alumni (special teams) Wesley Woodyard, LB (special teams)
2018	Ben Jones, C (offense) Marcus Mariota, QB (offense) Delanie Walker, TE (offense) Jurrell Casey, DT (defense) Wesley Woodyard, LB (defense) Daren Bates, LB (special teams)
2019	Ben Jones, C (offense)

2020	Marcus Mariota, QB (offense) Kevin Byard, S (defense) Jurrell Casey, DT (defense) Wesley Woodyard, LB (special teams) Derrick Henry, RB (offense) Ryan Tannehill, QB (offense) Kevin Byard, S (defense) DaQuan Jones, NT (defense) Brett Kern, P (special teams)
2021	Derrick Henry, RB (offense) Ryan Tannehill, QB (offense) Kevin Byard, S (defense) Jeffery Simmons, DT (defense) Brett Kern, P (special teams)
2022	Derrick Henry, RB (offense) Ryan Tannehill, QB (offense) Ben Jones, C (offense) Kevin Byard, S (defense) Jeffery Simmons, DT (defense)
2023	Derrick Henry, RB (offense) Ryan Tannehill, QB (offense) Kevin Byard, S (defense) Jeffery Simmons, DT (defense) Azeee Al-Shaair, LB (defense) Morgan Cox, LS (special teams)

EDDIE GEORGE GOOD GUY AWARD

(Presented by Nashville media to the player that provides access and insight helping them best do their job)

2022	Kevin Byard
2023	Daniel Brunskill

TITANS 25TH ANNIVERSARY TEAM

*(Selected at the conclusion of the 2023 season by a committee of local media members; * denotes unanimous selection)*

OFFENSE

QB (3):	Steve McNair*, Ryan Tannehill, Marcus Mariota
RB (3):	Eddie George*, Derrick Henry*, Chris Johnson*
WR (4):	Derrick Mason*, A.J. Brown, Nate Washington, Drew Bennett
TE (2):	Frank Wycheck*, Delanie Walker*
T (3):	Brad Hopkins*, Michael Roos, Taylor Lewan
G (3):	Bruce Matthews*, Benji Olson*, Zach Piller
C (2):	Kevin Mawae*, Ben Jones
FB (1):	Lorenzo Neal

DEFENSE

DE (3):	Jevon Kearse*, Kyle Vanden Bosch*, Denico Autry (tie), Kevin Carter (tie)
IL (3):	Albert Haynesworth*, Jurrell Casey, Jeffery Simmons
LB (6):	Keith Bulluck*, Harold Landry III, Derrick Morgan, Wesley Woodyard, Brian Orakpo, Stephen Tulloch
CB (4):	Samari Rolle*, Cortland Finnegan*, Jason McCourty, Logan Ryan
S (3):	Kevin Byard*, Blaine Bishop, Michael Griffin

SPECIAL TEAMS

P (1):	Brett Kern
PK (1):	Rob Bironas
LS (1):	Ken Amato
RS (1):	Derrick Mason
ST (1):	Tim Shaw



TITANS/OILERS HALL OF FAME & RING OF HONOR

In recognition of the 40th season of the Houston Oilers/Tennessee Titans organization in 1999, the team's late owner K.S. "Bud" Adams, Jr. created an official team Hall of Fame, featuring players and staff from the past, while creating a special place for Titans stars of the future to be recognized.

On Sept. 7, 2008, the same day Titans owner K.S. "Bud" Adams, Jr. was added to the Titans/Oilers Hall of Fame, he unveiled the Ring of Honor at Nissan Stadium during the team's season opener. The Ring of Honor would feature the same players inducted into the team Hall of Fame. The initial members of the Ring of Honor included Adams, Elvin Bethea, George Blanda, Earl Campbell, Mike Holovak, Ken Houston, Mike Munchak, Jim Norton, Warren Moon and Bruce Matthews.

Through 2023, 18 individuals were named to the franchise's Hall of Fame and Ring of Honor. Most recently, the franchise added wide receiver and return specialist Billy "White Shoes" Johnson to the Ring of Honor in 2023.

NAME	POSITION	YEARS WITH FRANCHISE	INDUCTED
K.S. "Bud" Adams, Jr.	Team Owner/Founder	1959-2013	Sept. 7, 2008
Elvin Bethea	Defensive End	1968-83	Dec. 9, 1999
George Blanda	Quarterback/Kicker	1960-66	Dec. 9, 1999
Robert Brazile	Linebacker	1975-84	Oct. 14, 2018
Earl Campbell	Running Back	1978-84	Dec. 9, 1999
Jeff Fisher	Head Coach	1994-2010	Nov. 21, 2021
Eddie George	Running Back	1996-2003	Oct. 27, 2008
Mike Holovak	General Manager	1981-99	Dec. 9, 1999
Ken Houston	Safety	1967-72	Dec. 9, 1999
Billy "White Shoes" Johnson	Wide Receiver/Returner	1974-1980	Dec. 17, 2023
Bruce Matthews	Offensive Lineman	1983-2002	Dec. 8, 2002
Steve McNair	Quarterback	1995-2005	Oct. 27, 2008
Warren Moon	Quarterback	1984-93	Oct. 1, 2006
Mike Munchak	Guard	1982-93	Dec. 9, 1999
Jim Norton	Safety/Punter	1960-68	Dec. 9, 1999
O.A. "Bum" Phillips	Head Coach	1975-80	Sept. 26, 2021
Floyd Reese	General Manager	1986-2006	Nov. 21, 2021
Frank Wycheck	Tight End	1995-2003	Oct. 27, 2008



Eddie George, Steve McNair and Frank Wycheck were inducted into the team's Hall of Fame and Ring of Honor during the 2008 season.

FRANCHISE PRO FOOTBALL HALL OF FAMERS

16



GEORGE BLANDA

QUARTERBACK/KICKER • 6'2" • 215 lbs • COLLEGE: KENTUCKY
 NFL SEASONS: 26 • YEARS WITH OILERS: 7 (1960-66)
 HOMETOWN: YOUNGWOOD, PA. • BORN: SEPT. 27, 1927
 GAMES PLAYED: 340 • HALL OF FAME INDUCTION: 1981



George Blanda, who came out of retirement with the emergence of the American Football League in 1960, was the offensive catalyst for the explosive Oiler squads of the early 1960s. He played quarterback and handled the placekicking chores in Columbia blue for seven of his NFL-record 26 seasons in the league. Blanda was the team's leading passer and scorer in each of those seven seasons and still owns franchise records for most extra points (299), most touchdown passes in a season (36) and most touchdown passes in a game (7). He is also third in points scored with 596. The 36 scoring tosses stood as an NFL record for an astounding 23 years. Blanda's NFL career records included most games

(340), most points (2,002) and most extra points (943). He also passed for 236 touchdowns. Blanda captained the Oilers to two consecutive AFL titles in 1960 and 1961, earning AFL Player of the Year honors in 1961. Blanda's career was divided into three distinct parts, 10 years with the Chicago Bears, seven seasons with the Houston Oilers and nine years with the Oakland Raiders. In 1970, he became the oldest quarterback to play in a title game. He was just a month shy of his 49th birthday when he retired before the 1976 season. Blanda passed away at age 83 on Sept. 27, 2010.



GEORGE BLANDA'S CAREER STATISTICS

Year	Team	GP	PASSING						RUSHING			
			Att	Cmp	Yds	TD	Int	Rating	Att	Yds	Avg	TD
1949-58	Chicago	116	988	445	5,936	48	70	51.3	91	312	3.4	5
1960-66	Houston	98	2,784	1,347	19,149	165	189	73.8	41	28	-0.6	4
1967-75	Oakland	126	235	119	1,835	23	18	69.4	3	4	1.3	0
Totals		340	4,007	1,911	26,920	236	277	60.6	135	344	2.5	9

Year	Team	GP	KICKING				
			FG	FGA	Pct.	PATs	Pts
1949-58	Chicago	116	82	201	40.8	247	541
1960-66	Houston	98	91	187	48.6	301	598
1967-75	Oakland	126	162	249	65.1	395	863
Totals		340	335	637	52.6	943	2,002



29



KEN HOUSTON

*SAFETY • 6'3" • 197 lbs • COLLEGE: PRAIRIE VIEW A&M
NFL SEASONS: 14 • YEARS WITH OILERS: 6 (1967-72)
HOMETOWN: LUFKIN, TEXAS • BORN: NOV. 12, 1944
GAMES PLAYED: 196 • HALL OF FAME INDUCTION: 1986*



Considered one of the best safeties in football history, Ken Houston picked off 49 passes (898 yards), recovered 21 fumbles and scored 12 touchdowns over his 14-season NFL career, earning Pro Bowl honors 12 consecutive times (1968-69 AFL, 1970-79 NFL). Houston returned an NFL-record nine interceptions for a touchdown in his six seasons as an Oiler. Four of those scores came in 1971, tying an NFL record. He returned two in one game against San Diego in the 1971 season finale, which also ties an NFL mark. His other three touchdowns came on a punt return, a fumble return and a blocked field goal return. Houston also holds the Oilers record for most career interception return yards with 650. With a long, fluid stride, Houston had excellent speed and quickness. His 6-3, 197-pound frame made him an ideal pass defender. Yet his lean, muscular body helped him to become a punishing tackler. Originally a ninth-round draft

choice out of Prairie View A&M, Houston earned a starter's role by the third game of his rookie season. Two weeks later in a game against the New York Jets, he scored two touchdowns, one on a 71-yard blocked field goal attempt, and the other on a 43-yard interception return. After excelling for six years with the Oilers, Ken was traded to the Washington for five veteran players in 1973. Washington once referred to Houston as "pro football's most underrated superstar," but his capabilities were widely recognized. He won all-league acclaim with the Oilers in 1969 and 1971, and then was either All-Pro or All-NFC with Washington every year from 1973 to 1979. He was selected for either the AFL All-Star game or the AFC-NFC Pro Bowl 12 straight seasons from 1968 through 1979. He played in 183 consecutive games before suffering a broken arm against the New York Giants on Nov. 25, 1979.



KEN HOUSTON'S CAREER STATISTICS

Year	Team	G	Int	Yds	Avg	TD	FR	TD
1967-72	Houston	84	25	650	26.0	9	11	1
1973-80	Washington	112	24	248	10.3	0	10	0
Totals		196	49	898	18.3	9	21	1

Additional Career Statistics: Punt Returns: 51 returns for 333 yards, 1 TD; Kickoff Returns: 3 returns for 80 yards

34



EARL CAMPBELL

RUNNING BACK • 5'11" • 232 lbs • COLLEGE: TEXAS
 NFL SEASONS: 8 • YEARS WITH OILERS: 7 (1978-84)
 HOMETOWN: TYLER, TEXAS • BORN: MARCH 29, 1955
 GAMES PLAYED: 115 • HALL OF FAME INDUCTION: 1991



Earl Campbell, a 5-11, 232-pound ball-carrying dynamo from the University of Texas, joined the Houston Oilers as the first player taken in the 1978 National Football League Draft. The first player to earn All-Southwest Conference honors four years, Campbell was a consensus All-America and the Heisman Trophy winner in 1977. Campbell took the NFL by storm from the outset. In 1978, he was named the NFL's Most Valuable Player, All-Pro, and Rookie of the Year. He won the league rushing championship with a club-record 1,450 yards and was named to the AFC Pro Bowl squad. It was more of the same the next two years with NFL rushing titles, MVP honors, and consensus All-Pro acclaim each season. He followed his rookie campaign with 1,697 yards in 1979, but his finest year came in 1980 when he rushed for 1,934 yards, which at the time was second only to O. J. Simpson's 2,003 yards gained in 1973. That year, Campbell gained over 200 yards in four games. In 1981, he won his fourth straight AFC rushing title with 1,376 yards. A sensational runner, Campbell was picked for the Pro Bowl five of his first six NFL seasons (1978-81, 1983). In his eight-year career, which finished in New Orleans, Campbell rushed 2,187 times

for 9,407 yards, and 74 touchdowns, retiring as the NFL's seventh all-time leading rusher. He also gained 806 yards on 121 receptions to bring his career combined net yards total to 10,213. He set Oilers records for most career yards (8,574), most career attempts (1,979), most touchdown runs (73) and most consecutive games with a rushing touchdown (5). His most famous performance came in a Monday night game against Miami in his rookie season. That night, he rushed for 199 yards and four touchdowns to lead the Oilers to a spectacular 35-30 victory. In spite of the constant pounding he took from opposing defenders, Earl missed only six games out of 115 because of injuries. Midway into his seventh season, he was traded by the Oilers to the New Orleans Saints for a first-round draft pick. He played a season and a half with the Saints before retiring after the 1985 campaign. Campbell is one of just four people officially designated a Texas Legend by the Texas State Legislature. The others are Davy Crockett, Sam Houston and Stephen F. Austin. Campbell was the only designee of the 20th century.



EARL CAMPBELL'S CAREER STATISTICS

Years	Team	G	RUSHING				RECEIVING				
			Att	Yds	Avg	TD	Rec	Yds	Avg	Lg	TD
1978-84	Houston	91	1,979	8,574	4.3	73	115	718	6.2	66	0
1984-85	New Orleans	24	208	833	4.0	1	6	88	14.7	39	0
Totals		115	2,187	9,407	4.3	74	121	806	6.7	66	0

Additional Career Statistics: Passing: 1 for 3 for 57 yards, 1 TD, 1 Int

18




CHARLIE JOINER

WIDE RECEIVER • 5'11" • 188 lbs • COLLEGE: GRAMBLING
 NFL SEASONS: 18 • YEARS WITH OILERS: 4 (1969-72)
 HOMETOWN: MANY, LA. • BORN: OCT. 14, 1947
 GAMES PLAYED: 239 • HALL OF FAME INDUCTION: 1996



Charlie Joiner played 18 seasons in the NFL, including his first four with the Houston Oilers. One of the league's most prolific receivers, he amassed 750 career receptions for 12,146 yards and 65 touchdowns, ranking as the league's leading receiver of all-time when he retired at the age of 39 in 1986. His 18 seasons played were longer than any other wide receiver in history at the time of his retirement. The Oilers originally targeted Joiner for the defensive backfield when they picked the 5-11, 180-pounder from Grambling in the fourth round of the 1969 AFL-NFL Draft. Joiner played briefly on defense and the kickoff return team but soon became established as a premier pass catcher. Joiner caught 82 of his 750 career passes as an Oiler, totaling 1,480 yards and 12 touchdowns. He paced the squad with 681 yards and seven touchdown grabs in 1971. In his fourth season in 1972, Houston sent him to the Cincinnati Bengals in a four-player swap. Four years later in 1976, he was traded to San Diego. With the Chargers, Joiner blossomed into super-stardom. He and quarterback Dan Fouts

formed a lethal pass-catch team that accounted for the preponderance of his 586 receptions as a Charger. During his 11 years in San Diego, Joiner caught 50 or more passes seven times and had 70 or more receptions three seasons. Injuries cut into his playing time at the beginning, but in a 193-game span over his final 13 seasons, Joiner missed only one game. He was an All-NFL pick in 1980 and a Pro Bowl choice three times. In the 1980 AFC title game, he led the Chargers with six receptions for 130 yards and two touchdowns. Blessed with excellent speed and tantalizing moves, Joiner averaged 16.2 yards per catch and accounted for 12,146 yards and 65 touchdowns. When he was inducted into the Pro Football Hall of Fame in 1996, Joiner ranked fifth in receptions and sixth in receiving yardage on the NFL's all-time list. Joiner was once described by San Francisco 49ers coaching great Bill Walsh as "the most intelligent, the smartest, the most calculating receiver the game has ever known."



CHARLIE JOINER'S CAREER STATISTICS

Years	Team	RECEIVING				
		G	Rec	Yds	Avg	TD
1969-72	Houston	48	106	1,919	18.1	14
1972-75	Cincinnati	39	82	1,463	17.8	6
1976-86	San Diego	152	562	8,764	15.6	45
Totals		239	750	12,146	16.2	65

Additional Career Statistics: Passing: 0-1; Rushing: 8 rushes for 22 yards; Kickoff Returns: 10 returns for 94 yards

63



MIKE MUNCHAK

GUARD • 6'3" • 281 lbs • COLLEGE: PENN STATE
 NFL SEASONS: 12 • YEARS WITH OILERS: 12 (1982-93)
 HOMETOWN: SCRANTON, PA. • BORN: MARCH 5, 1960
 GAMES PLAYED: 159 • HALL OF FAME INDUCTION: 2001



Mike Munchak was the eighth player overall and the first offensive lineman chosen in the 1982 National Football League draft. Selected by the Oilers, the former Penn State standout was an immediate success with the Houston club, earning the starting left guard spot in his first training camp. The 6-3, 281-pound lineman wasted little time establishing himself as one of the premier guards in the NFL. In 1984, in just his third year in the league, he was named to the first of seven All-AFC teams. That same year he received the first of nine Pro Bowl invitations. Not coincidentally, the Oilers' on-the-field successes increased as Munchak's development and experience increased. From their dismal 1-8 record in the strike-shortened 1982 season, the Oilers improved nearly every year that Munchak played. Along the way, the team advanced to the playoffs seven consecutive years (1987-1993) and captured the 1991 and 1993 AFC Central Divisional crowns. Munchak was a devastating blocker and considered the key to an offensive line that kept the Oilers at or near the top of the NFL's offensive statistical categories. In 1988 he led the Oilers' offensive line that gave

up just 24 quarterback sacks which was third in the NFL. It was also the fewest sacks allowed by the team in 10 seasons. The following season the offensive line held opponents to no sacks in six games. In 1991, the Oilers offensive line finished second in the AFC and fourth in the NFL in the fewest quarterback sacks allowed. Behind the Munchak-led line, Houston led the NFL in total offense in 1990 and passing offense in 1990 and 1991. The Oilers finished second in points scored in 1990 and second in total offense in 1991. Equally effective as a run blocker, Munchak led the Oilers offensive charge in 1993 as the team finished fourth in the NFL in both average gain per rushing play (4.4) and average gain per offensive play (5.3). Although he suffered from chronic knee problems, Munchak played in 159 regular season games. His 12 seasons with the Oilers tied him for second longest in the franchise's history at the time of his retirement. He became the first player inducted into the Hall of Fame who played his entire career with the Oilers. Long-time teammate Bruce Matthews presented Munchak for induction.



MIKE MUNCHAK'S CAREER STATISTICS

Career Games Played/Started (Playoffs): 1982: 4/3, 1983: 16/16, 1984: 16/16, 1985: 16/16, 1986: 6/6, 1987: 12/12 (2/2), 1988: 16/16 (2/2), 1989: 16/16 (1/1), 1990: 16/16 (1/1), 1991: 13/13 (2/2), 1992: 15/14 (1/1), 1993: 13/12 (1/1) **Totals: 159/156 (10/10)**

Additional Statistics: 1 TD (1-yard fumble recovery vs. Cleveland, 9/14/86)

65



ELVIN BETHEA

DEFENSIVE END • 6'2" • 260 lbs • COLLEGE: NORTH CAROLINA A&T
 NFL SEASONS: 16 • YEARS WITH OILERS: 16 (1968-83)
 HOMETOWN: TRENTON, N.J. • BORN: MARCH 1, 1946
 GAMES PLAYED: 210 • HALL OF FAME INDUCTION: 2003



Defensive end Elvin Bethea, an eight-time Pro Bowl selection during his outstanding career with the Houston Oilers, was named to the five-man class of the 2003 Pro Football Hall of Fame that included running back Marcus Allen, guard Joe DeLamielleure, wide receiver James Lofton, and coach Hank Stram. A third-round draft pick in 1968 (77th player overall) Bethea played in 210 games over 16 seasons, never missing a game until breaking his arm on Nov. 13, 1977. He was considered a "steal" in a draft class that produced three future Hall of Fame players in Larry Csonka, Art Shell, and Ron Yary. When he retired, he held three team records relating to career service: most seasons (16), most career regular season games played (210), and most consecutive regular season games played (135). Having led the team in sacks in six seasons, Bethea's unofficial 105-career sack total still ranks first in franchise history, including his team-best 17 sacks in 1973. He recorded four sacks and a fumble recovery in his best single game performance against San Diego in 1976. He played in eight playoff games and posted 691 career tackles. Bethea also played in eight

Pro Bowls (1970, 1972-1976, 1979, 1980) and earned All-Pro second-team honors in 1973, 1975, 1978, and 1979. More than just a pass rusher, Bethea was also effective against the run. Even though 1974 was the first year such statistics were compiled by the Oilers, his 691 career tackles, are still among the best in franchise history, even excluding the first six years of his career. "When people ask me who the best guy I ever played against was I always tell them Elvin Bethea and Lyle Alzado because both of them were complete ballplayers," said Art Shell, Hall of Fame member of the Oakland Raiders. "Elvin was one of the quickest guys I've ever been around. We always had to double-team him. There were times when I was supposed to block him when he would get by me so quick. And then Gene Upshaw was supposed to pick him up and he also got by him so quick that we would get back to the huddle and Upshaw would say, 'Did you see that?' and I'd say, 'Yeah, I saw that. He just beat the heck out of me too!' Elvin was just a great player."



ELVIN BETHEA'S CAREER STATISTICS

Years	Team	GP	Tackles	Sacks	FR	Int	Yds	TD
1968-83	Houston	210	691	105.0	16	0	0	1
Totals		210	691	105.0	16	0	0	1

Additional Career Statistics: Safeties - 2, Fumble Return for TD - 1

FRANCHISE PRO FOOTBALL HALL OF FAMERS

1



WARREN MOON

QUARTERBACK • 6'3" • 212 lbs • COLLEGE: WASHINGTON
 NFL SEASONS: 17 • YEARS WITH OILERS: 10 (1984-93)
 HOMETOWN: LOS ANGELES, CALIF. • BORN: NOVEMBER 18, 1956
 GAMES PLAYED: 208 • HALL OF FAME INDUCTION: 2006



Warren Moon was inducted into the 2006 class of the Pro Football Hall of Fame. Moon played 10 years (1984-93) with the Oilers/Titans organization and holds the franchise records for passing yards (33,685) and touchdowns (196), while leading the Oilers to seven consecutive playoff appearances from 1987-93. During a 17-year NFL career, Moon played for the Houston Oilers, Minnesota Vikings, Seattle Seahawks and Kansas City Chiefs and amassed 49,325 passing yards, 291 touchdowns and 102 wins. He earned nine Pro Bowl invitations (at the time of his retirement, tied for the most by a quarterback with John Elway and Dan Marino), posted nine 3,000 yard seasons, 49 300-yard games and led his team to nine playoff appearances. His eight consecutive playoff berths matched a feat accomplished by Terry Bradshaw and Joe Montana. At the time of his retirement, he held the single-season passing yardage record for three different franchises: Oilers (4,367 in 1991), Vikings (4,364 in 1994) and Seahawks (3,678 in 1997). Moon tallied many accomplishments during his Oilers career. His finest season came in 1990, throwing for 4,689 yards (363 for 584) and 33 touchdowns in 15

games. He earned AP NFL Offensive Player of the Year for his efforts and his third of nine Pro Bowl invitations. Against Kansas City in 1990, Moon threw for 527 yards, which at the time ranked as the second highest single-game total in NFL history (Norm Van Brocklin, 554 yards in 1951). In 1991, he surpassed the previous season's yardage total with 4,690 yards and became just the third player (Marino, Fouts) in NFL history to produce consecutive 4,000 yard passing seasons. Moon joined the Oilers and the NFL in 1984, after six seasons in the Canadian Football League, where he led his team to five Grey Cups (League Champions). In the CFL, Moon threw for 21,228 yards and 144 touchdowns. Moon was driven to play in the CFL after drawing little interest from the NFL as a starting quarterback following his senior season at the University of Washington. Moon became the first African-American quarterback to be inducted into the Pro Football Hall of Fame, and his legacy as a minority quarterback cannot be underestimated. At the time of his arrival in the NFL only two black quarterbacks had been significant starters for their NFL teams (Shack Harris, Rams; Doug Williams, Tampa Bay).



WARREN MOON'S CAREER STATISTICS

Year	Team	G	PASSING						RUSHING			
			Att	Comp	Yds	TD	Int	Rating	Att	Yds	Avg	TD
1978-83	Edmonton	96	2,382	1,369	21,228	144	77	93.8	330	1,700	5.2	16
1984-1993	Houston	141	4,546	2,632	33,685	196	166	80.3	439	1,461	3.3	21
1994-96	Minnesota	39	1,454	882	10,102	58	42	80.0	69	143	2.1	0
1997-98	Seattle	25	786	458	5,310	36	24	80.2	33	50	1.5	1
1999-00	Kansas City	3	37	16	228	1	1	59.8	2	2	1	0
CFL Totals		96	2,382	1,369	21,228	144	77	93.8	330	1,700	5.2	16
NFL Totals		208	6,823	3,988	49,325	291	233	80.9	543	1,736	3.2	22
Career Totals		304	9,205	4,157	70,553	435	310	87.4	873	3,436	4.2	38



74



BRUCE MATTHEWS

GUARD/TACKLE/CENTER • 6'5" • 305 lbs • COLLEGE: USC
 NFL SEASONS: 19 • YEARS WITH OILERS: 19 (1983-2001)
 HOMETOWN: ARCADIA, CALIF. • BORN: AUGUST 8, 1961
 GAMES PLAYED: 296 • HALL OF FAME INDUCTION: 2007



Arguably one of the best offensive linemen to ever play the game, Bruce Matthews became the first Tennessee Titan to be inducted into the Pro Football Hall of Fame. At the time of his retirement, Matthews played in more NFL games (296) than any non-kicker in the league's history. Longevity and durability were his hallmarks, but that coupled with his unparalleled play, earning a league record 14 consecutive Pro Bowl (9 at guard and 6 at center) selections (tied with Merlin Olsen) and seven times named AP All-Pro, made him one of the all-time greats. He rose to the challenges presented to him in starting at every position on the offensive line during his NFL career (87 C, 99 LG, 67 RG, 22 RT, 17 LT). He becomes the first Hall of Fame offensive lineman to play significant time at all five offensive line positions. A constant for the Oilers/Titans franchise, Matthews started in a team record 229 consecutive games (streak started at Indianapolis, Nov. 29, 1987) and never missed a game because of injury. His 19 seasons also are a team record and he ranks second in NFL history for years with one team behind Jackie Slater, who spent 20 seasons with the Rams. Matthews and G Randall McDaniel (Vikings) were the only two NFL players to play in every game during the decade of the 90's. Matthews was a part of nearly one-half of the franchise's first 42-years of history and helped the team win 146 games, make the playoffs

nine times, earn the only three AFC Central titles in team history, earn an AFC Championship and the franchise's only Super Bowl appearance. He blocked for 15 quarterbacks and 27 running backs, including five different 1,000-yard rushers (Earl Campbell, Mike Rozier, Lorenzo White, Gary Brown and Eddie George). During his career, he played in offenses that produced nine 1,000-yard rushing seasons and eight 3,000-yard passers. Additionally, he played in 42 different stadiums during his NFL career. During his career, Matthews blocked on a line that helped produce 65 100-yard rushing performances and 48 300-yard passing performances. Originally drafted by the Houston Oilers in the first round (ninth overall) of the 1983 NFL Draft, Matthews earned All-America honors at the University of Southern California. Matthews and his brother, Clay, each played 19 NFL seasons and the duo set an NFL record for games played by a pair of brothers with 574 games. Clay Matthews played in 278 games during his NFL career. Matthews had his number 74 jersey retired by the team and was inducted into the organization's Hall of Fame during a December, 2002 ceremony. Matthews joined a 2007 Hall of Fame class that included Dallas Cowboys WR Michael Irvin, Buffalo Bills RB Thurman Thomas, Detroit Lions TE Charlie Sanders, Cleveland Browns G Gene Hickerson, and St. Louis CB Roger Wehrli.



BRUCE MATTHEWS' CAREER STATISTICS

Career Games Played/Started (Playoffs): 1983: 16/15, 1984: 16/16, 1985: 16/16, 1986: 16/16, 1987: 8/5 (2/2), 1988: 16/16 (2/2), 1989: 16/16 (1/1), 1990: 16/16 (1/1), 1991: 16/16 (2/2), 1992: 16/16 (1/1), 1993: 16/16 (1/1), 1994: 16/16, 1995: 16/16, 1996: 16/16, 1997: 16/16, 1998: 16/16, 1999: 16/16 (4/4), 2000: 16/16 (1/1), 2001: 16/16, **Totals: 296/292 (15/15)**

Career Starts Breakdown by Position: 1983, RG 15; 1984, C 9, RG 1, RT 6; 1985, RT 16; 1986, LT 16; 1987, RG 5; 1988, RG 16; 1989, RG 15, C 1; 1990, RG 15, C 1; 1991, C 16; 1992, C 16; 1993, C 16; 1994, C 15, LT 1; 1995, LG 16; 1996, LG 16; 1997, LG 16; 1998, LG 16; 1999, LG 12, C 4; 2000, LG 16; 2001, LG 7, C 9; **Totals: 87 C, 99 LG, 67 RG, 22 RT, 17 LT**

78



CURLEY CULP

DEFENSIVE TACKLE • 6'2" • 265 lbs • COLLEGE: ARIZONA STATE
 NFL SEASONS: 14 • YEARS WITH OILERS: 7 (1974-1980)
 HOMETOWN: YUMA, ARIZ. • BORN: MARCH 10, 1946
 GAMES PLAYED: 179 • HALL OF FAME INDUCTION: 2013



Curley Culp was voted into the Pro Football Hall of Fame in 2013. A six-time Pro Bowl selection, Culp played in 179 games during his NFL career with the Kansas City Chiefs (1968-1974), Houston Oilers (1974-1980) and Detroit Lions (1980-81). He was considered the prototypical nose tackle and helped pioneer the 3-4 defense. Hailing from Arizona State, where he was an All-American in both football and wrestling, Culp was selected in the second round of the 1968 NFL Draft by the Denver Broncos, who intended to use him as an offensive guard. However, his brief stint in Denver ended when he was traded to the Chiefs, who inserted him permanently on the defensive side. In 1969, the Chiefs won Super Bowl IV, and Culp was an instrumental member of one of the league's top defenses. He helped the Chiefs defeat the Oakland Raiders in the AFL Championship Game and the Minnesota Vikings in the Super Bowl. In 1974, during his seventh campaign in Kansas City, Culp was traded to the Oilers along with a first-round draft pick (used to select Robert Brazile) in exchange for John Matuszak. The move paid almost immediate dividends for the Oilers, who previously suffered through 1-13 records in both 1972 and 1973. In 1975, Culp's first full season in Houston, he

helped the Oilers to a record of 10-4, the first winning mark for the club in eight years. With Culp anchoring the defense, the Oilers finished with the AFC's top-ranked run defense (third in the NFL). Individually, Culp produced arguably the finest season of his career, recording 11.5 sacks and earning NFL Defensive Player of the year honors by the Newspaper Enterprise Association. Culp continued as a leader of the Oilers defense that culminated in back-to-back appearances in the AFC championship games in 1978 and 1979. He was named to one AFL All-Star Game and five Pro Bowls during his career. Culp also was picked as a first-team All-Pro in 1975 and a second-team selection in 1971, 1977, 1978, and 1979. He was selected first- or second-team All-AFC five times. "Curley Culp was perhaps the strongest man I ever lined up against," said Raiders Hall of Fame center Jim Otto. Culp used his strong wrestling background to create havoc for opposing guards and centers. He was the 1968 NCAA heavyweight wrestling champion and was named to the U.S. Olympic wrestling team that year. Culp joined a 2013 Hall of Fame class that included offensive linemen Larry Allen and Jonathan Ogden, wide receiver Cris Carter, coach Bill Parcells, linebacker Dave Robinson and defensive



CURLEY CULP'S CAREER STATISTICS

Years	Team	GP
1968-74	Kansas City	82
1974-80	Houston	92
1980-81	Detroit	5
Totals		179

52



ROBERT BRAZILE

LINEBACKER • 6'4" • 241 lbs • COLLEGE: JACKSON STATE
 NFL SEASONS: 10 • YEARS WITH OILERS: 10 (1975-1984)
 HOMETOWN: MOBILE, ALA. • BORN: FEB. 7, 1953
 GAMES PLAYED: 147 • HALL OF FAME INDUCTION: 2018



Robert Brazile was elected into the Pro Football Hall of Fame in 2018. As a rookie in 1975, he made an instant impact as he helped Houston notch the franchise's first winning season in eight years with a 10-4 record. He went on to win Defensive Rookie of the Year in 1975. With his speed, strength, tackling and coverage ability, Brazile helped revolutionize the outside linebacker position in a 3-4 defense. Nicknamed 'Dr. Doom,' Brazile started all 147 regular season games during his career and made seven postseason starts, including back-to-back AFC Championship Games (1978-79). He recorded nine tackles and one fumble recovery in the 1978 AFC Championship game. He was elected to seven career Pro

Bowls and named All-Pro for five consecutive seasons (1976-80). Brazile registered a career-best 185 tackles in 1978 on his way to helping the Oilers secure three consecutive 10-win seasons and three consecutive playoff berths (1987-80). His career statistics include 13 interceptions, 14 fumble recoveries and 6.5 sacks in both 1976 and 1980. Brazile was named to the NFL's All-Decade Team of the 1970s.



ROBERT BRAZILE'S CAREER STATISTICS

Years	Team	GP	Tackles	Sacks	FR	Int	Yds	TD
1975-84	Houston	147	1,281	48.0	14	13	201	0
Totals		147	1,281	48.0	14	13	201	0

68



KEVIN MAWAE

CENTER • 6'4" • 289 lbs • COLLEGE: LOUISIANA STATE
 NFL SEASONS: 16 • YEARS WITH TITANS: 4 (2006-09)
 HOMETOWN: LEEVILLE, LA. • BORN: JANUARY 23, 1971
 GAMES PLAYED: 241 • HALL OF FAME INDUCTION: 2019



Kevin Mawae was elected to the Pro Football Hall of Fame Class of 2019 and became the first established Titan without connections to the Houston Oilers to receive the honor. He played four seasons (2006-09) in Tennessee. Mawae entered the NFL as a second-round pick of the Seattle Seahawks in the 1994 NFL Draft. He began his career at right guard before being moved to center at the start of the 1996 season and remained at that position for the rest of his NFL career. After four seasons (1994-97) in the Northwest, the Louisiana State product signed a free agent deal with the New York Jets in 1998. In his first season in New York, Mawae helped running back Curtis Martin rush for a Jets franchise record eight 100-yard rushing games en route to 1,287-yard season. In 1999, he was named to his first of eight Pro Bowls and paved the way for Martin's then franchise-record 1,464 rushing yards. The 6-foot-4-inch, 289-pounder played in an astounding 177 consecutive games before a serious triceps

injury ended his 2005 campaign after six games. Mawae signed a free agent deal with the Titans in 2006. In his first season with Tennessee, he made an immediate impact and was a part of an offense that ranked third in the AFC and fifth in the NFL in rushing with 2,214 yards. Three seasons later, he helped Chris Johnson amass a franchise-best 2,006 rushing yards, becoming just the sixth player all-time to accomplish the feat. In 241 career games over 16 seasons, Mawae was extremely durable and known for his toughness in the trenches. He was a first-team, all-decade center for the 2000s and blocked for a 1,000-yard rusher in 13 of his 16 seasons. Running backs Chris Warren (1,545 yards in 1994), Martin (1,697 in 2004), LenDale White (1,110 in 2007) and Johnson (2,006 in 2009) had the highest season rushing totals of their careers with Mawae on the line. He played 90 games in which there was a 100-yard rusher, the most by any offensive lineman in NFL history.



KEVIN MAWAE'S CAREER STATISTICS

Career Games Played/Started (Playoffs): 1994: 14/11, 1995: 16/16, 1996: 16/16, 1997: 16/16, 1998: 16/16 (2/2), 1999: 16/16, 2000: 16/16, 2001: 16/16 (1/1), 2002: 16/16, 2002: 16/16 (2/2), 2003: 16/16, 2004: 16/16 (2/2), 2005: 6/6, 2006: 16/16, 2007: 14/14, 2008: 15/15, 2009: 16/16 **Totals: 241/238 (7/7)**

RETIRED JERSEY NUMBERS

In the history of the Oilers/Titans franchise, only eight players have had the distinction of having their jersey number retired — **Jim Norton** (No. 43), **Elvin Bethea** (No. 65), **Earl Campbell** (No. 34), **Mike Munchak** (No. 63), **Bruce Matthews** (No. 74), **Warren Moon** (No. 1), **Eddie George** (No. 27) and **Steve McNair** (No. 9).



Jim Norton played nine seasons for the Oilers (1960-68) as a safety and as a punter, establishing team records at both positions. As a rookie from the University of Idaho, Norton was a member of the Oilers' 1960 AFL Championship team. A four-time league all-star, he holds the club record for most interceptions in a career with 45. Also an accomplished punter, Norton was tops in club history with 519 career punts for a 42.3-yard career average and a long kick of 79 yards (11/22/64 vs. Kansas City).



Elvin Bethea joined the Oilers in 1968 after an outstanding career at North Carolina A&T. He started at defensive end in the 1968 season opener and didn't miss a game until breaking his arm in November 1977. That streak of 135 consecutive games played stands third in team history. An eight-time Pro Bowler (1970, 1972-76, 1978-80), Bethea ranks second for most seasons played (16, 1968-83), while his 210 games played (1968-83) also stands second behind Bruce Matthews. Bethea led the team

in sacks six times, including a career-best mark of 17 in 1973. The Oilers honored him with an "Elvin Bethea Appreciation Night" on Aug. 4, 1983. He became the sixth player in franchise history to be inducted into the Pro Football Hall of Fame on Aug. 3, 2003.



Earl Campbell, the franchise's third leading rusher and a member of the Pro Football Hall of Fame, was honored by having his number retired at ceremonies on Aug. 13, 1987. He set a single-season club record with a league-leading 1,450 yards his rookie season. Campbell followed that performance with 1,697 yards in 1979 and an astounding 1,934 yards in 1980. Both those totals led the NFL and the latter was second only to O.J. Simpson's 2,003 yards in 1973. Campbell was selected to five

Pro Bowls (1978-81, 1983) and retired as the NFL's seventh all-time leading rusher (9,407). He ranks third in franchise history in career rushing yards (8,574) and attempts (1,979), second in touchdown runs (73) and first in most consecutive games with a rushing touchdown (5).




Mike Munchak joined the Oilers as a first-round draft pick in 1982 out of Penn State. He was the first offensive lineman selected in the draft and the eighth overall selection. Munchak won the starting left guard position as a rookie and went on to play in 12 campaigns (1982-93) and 159 games (156 starts) for the Oilers. He is tied for third on the team's all-time list for seasons played and ranks fifth in games played. Munchak became a fixture on an offensive line that helped the Oilers to seven consecutive

playoff appearances (1987-93). One of the premier guards in the National Football League, Munchak was selected to NFL's "Team of the Decade" for the 1980s and was chosen in 1989 to Oilers' 30th Anniversary "Dream Team." He ranks second in club annals with nine Pro Bowl selections, seven as a starter. Munchak announced his retirement on July 21, 1994, and on the same day, K.S. "Bud" Adams, Jr., announced that jersey No. 63 would be retired on "Mike Munchak Appreciation Day" on Nov. 6, 1994.



Bruce Matthews played in more games (296) than any non-kicker in NFL history. Longevity and durability were his hallmark. And that, coupled with his unparalleled play, in which he tied a league record with 14 Pro Bowl selections (tied with Merlin Olsen) and earned All-Pro honors six times, made him one of the all-time greats. He rose to the challenges presented to him in playing every position on the offensive line during his NFL career (87 at center, 99 at left guard, 67 at right guard, 22 at right tackle,

and 17 at left tackle). His number was retired during a halftime ceremony in Nashville on Dec. 8, 2002.



Warren Moon, the fourth leading passer in NFL history at the time his number was retired, played 10 years (1984-93) with the organization and holds the franchise records for passing yards (33,685) and touchdowns (196), while leading the Oilers to seven consecutive playoff appearances from 1987-93. Moon's finest season came in 1990, throwing for 4,689 yards (363-for-584) and 33 touchdowns in only 15 games and becoming the third player in NFL history to produce consecutive 4,000-yard

passing seasons. He earned AP NFL Offensive Player of the Year for his efforts and his third Pro Bowl berth. His jersey was retired in a halftime ceremony in Nashville on Oct. 1, 2006.



Eddie George became the organization's all-time leading rusher as well as its all-time scrimmage yards leader in eight seasons with the team. His 10,009 rushing yards from 1996–2003 ranked second in the NFL (Curtis Martin), while his 12,153 scrimmage yards in the same time frame were third (Marshall Faulk, Martin). His accolades included four Pro Bowl selections (1997–2000), AP All-Pro honors (2000) and the AP Rookie of the Year Award (1996). George also set franchise standards for career rushing

attempts (2,733), career touchdowns (74), 1,000-yard rushing seasons (seven), seasons as the team's leading rusher (eight) and career playoff rushing yards (776). During his time with the Titans he amassed 36 100-yard rushing performances (second to Earl Campbell's 39), resulting in a 30-6 record in those contests. He established an NFL mark with 130 consecutive starts by a running back to begin a career—a total which ranked second in NFL history for consecutive starts by a running back at any point. His jersey was retired in a halftime ceremony in Nashville on Sept. 15, 2019.



Steve McNair played 11 seasons with the organization (1995–2005), becoming its second all-time leading passer (27,141 yards) and recording the most wins as a starting quarterback (76). At the time his jersey was retired, he trailed only Warren Moon on the franchise's all-time passing yards list and also ranked second for the organization in completions (2,305), completion percentage (59.5) and passer rating (83.3). He ranked third in touchdown passes (156). His 3,439 rushing yards and 36 touchdown runs

were the most in team history by a quarterback. McNair earned three of his four career Pro Bowl berths with the Titans (2000, 2003 and 2005), and in 2003, he shared Associated Press NFL Most Valuable Player honors with Peyton Manning after leading the league with a 100.4 rating. He became the first African-American quarterback to win MVP honors. McNair was the third player in the history of the NFL to pass for 30,000 yards and rushed for 3,500 yards, along with Fran Tarkenton and Steve Young. Only Brett Favre and Manning started more combined NFL regular season and postseason games than McNair (134) from the time he became a full-time starter in 1997 through 2005. He was selected with the third overall draft pick in 1995. His jersey was retired in a halftime ceremony in Nashville on Sept. 15, 2019.

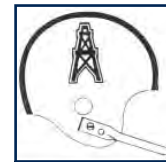


OILERS LOGO HISTORY

The original Oilers helmet, circa 1960, was blue with a white stripe down the middle. The oil derrick logo was also white. Although the derrick itself remained, many subtle changes were made to the helmets over the years. In 1964, two red stripes were added to the white striping on top of the helmet. Two years later, the helmet color was changed to silver with red and blue striping. The derrick, meanwhile, was changed to blue with a red outline and white background. In 1972, the helmet color was switched back to blue with red and white striping, while the derrick was changed to white with a red outline. Three years later, the helmet color was changed to its familiar white with red and blue striping. The derrick was then switched to blue with a red outline. The helmets boasted a gray facemask. In 1981, the facemask was switched to red. In 1997, the Oilers added the Tennessee logo to the back of their helmet upon their relocation to Nashville. In 1999, the franchise unveiled a new logo as the team was renamed the Tennessee Titans.



The original Houston Oilers helmet from 1960-65 was blue with a white stripe down the middle.



HELMET HISTORY



1960-1965, 1994 Throw-back Games
(Red stripe added in 1964)



1966-1970



1971

(Additional silver stripe was used for some games; gap between the blue and red stripe pictured)



1972-1974



1975-1980



1981-1998



1999-2017



2018-present




STADIUM HISTORY

JEPPESEN STADIUM — Houston



Years Played 1960-64
Record 26-11
First Game 9/18/60 — Oilers 38, Los Angeles Chargers 28 (20,156)
Last Game 12/20/64 — Oilers 34, Denver 15 (15,839)
Highlights: Oilers capture inaugural AFL Championship with a 24-16 win over the San Diego Chargers at Jeppesen Stadium (1/1/61)...Oilers defend that title the following year with a 10-3 win at San Diego...Jeppesen record crowd of 37,981 watches Dallas nip Oilers 20-17 in overtime in the 1962 AFL Championship Game (12/23/62).

RICE STADIUM — Houston



Years Played 1965-67
Record 11-10
First Game 9/12/65 — Oilers 27, New York Jets 21 (52,680)
Last Game 12/16/67 — Oilers 24, San Diego 17 (19,870)
Highlights: Oilers wallopp Denver 45-7 (9/3/66), setting an AFL record by not allowing a Broncos first down...after four straight losing seasons, Oilers clinch Eastern Division title with 24-17 win over Chargers (12/17/67)...in 1967, Oilers become first team to go from last in the division to first in one season.

ASTRODOME — Houston



Years Played 1968-96
Record 113-103-2 (regular season), 3-2 (playoffs)
First Game 9/9/68 — Kansas City 26, Oilers 21 (45,083)
Last Game 12/15/96 — Cincinnati 21, Oilers 13 (15,131)
Highlights: Astrodome was the first domed stadium in the NFL...Oilers 3-2 in playoff games at Astrodome...Oilers appeared in 16 "Monday Night Football" telecasts, going 10-6...in 1980 season finale against Minnesota (12/21/80), Earl Campbell sets NFL record with his fourth 200-yard rushing game of the season...Campbell finishes with 1,934 yards, then the second-highest total in league history...Oilers set team record for points in a game with 58-14 drubbing of Cleveland (12/9/90)...Oilers beat Steelers 31-6 to win first-ever undisputed AFC Central Division title (12/8/91)...Oilers win club-record 11th consecutive game with 24-0 win over the New York Jets (1/2/94)...three former Oilers — Elvin Bethea (No. 65), Campbell (No. 34) and Mike Munchak (No. 63) — have their numbers retired.

LIBERTY BOWL — Memphis



Year Played 1997
Record 6-2
First Game 8/31/97 — Oilers 24, Oakland 21, OT (30,171)
Last Game 12/21/97 — Oilers 16, Pittsburgh 6 (50,677)
Highlights: The Oilers played their first season in Tennessee at the Liberty Bowl in Memphis...Eddie George ties a franchise record with 216 yards rushing as the Tennessee Oilers win their inaugural game in Tennessee, a 24-21 overtime win over Oakland in Memphis...Oilers close out season with 16-6 win over division-winner Pittsburgh.

DUDLEY FIELD (VANDERBILT STADIUM) — Nashville



Year Played.....1998
Record.....3-5
First Game.....9/13/98 — San Diego 13, Oilers 7 (41,089)
Last Game.....12/26/98 — Minnesota 26, Oilers 16 (41,121)
Highlights: Frank Wycheck catches pass from Steve McNair to score club's first touchdown in Nashville (9/13)...Oilers pummel Cincinnati 44-14 for first win in Nashville (10/18)...Al Del Greco kicks game-winning field goal to secure season sweep of Pittsburgh (11/15).

NISSAN STADIUM — Nashville



Years Played 1999-Present
Record 115-86 (regular season), 2-4 (playoffs)
First Game 9/12/99 — Tennessee 36, Cincinnati 35 (65,272)
Highlights: At Nissan Stadium, the Tennessee Titans have recorded a 117-90 home record (combined regular season and playoffs through 2022), including an undefeated 9-0 home mark in 1999. Adelphia Coliseum, as the stadium was first named, opened its doors in the national spotlight with a preseason victory over the Atlanta Falcons on Aug. 27, 1999. Tennessee opened the regular season with a come-from-behind 36-35 victory over Cincinnati. But the most memorable victory of the season came in a 22-16 Wild Card victory over Buffalo on Jan. 8, 2000. In that game, Kevin Dyson fielded a lateral pass from Frank Wycheck with 16 seconds left and raced 75 yards down the sideline for the winning score. That play, which propelled Tennessee into an AFC Divisional showdown at Indianapolis the following week, was immediately dubbed "The Music City Miracle" and will go down as one of the most memorable moments in NFL history. The Titans won 12 consecutive games to open their new stadium, breaking the NFL record. The Coliseum's name was changed to LP Field in 2006. On June 25, 2015, Nissan and the Titans announced a 20-year stadium naming rights agreement.



THE “FOOLISH CLUB”

In 1959, after numerous failed attempts to enter the NFL as owners through expansion or purchase (Chicago Cardinals), Lamar Hunt and K.S. “Bud” Adams, Jr. agree that forming a new league is a viable alternative to NFL ownership. They would recruit a number of other future owners, who like themselves were looking to enter the world of football ownership, but had been rebuffed. The eight original teams, which would later be dubbed the “Foolish Club” for taking on the NFL were: Dallas (Hunt), Houston (Adams), Denver (Bob Howsam), New York (Harry Wismer), Los Angeles (Barron Hilton), Buffalo (Ralph Wilson), Boston (William Sullivan) and Oakland (Wayne Valley). Minneapolis was set to become one of the original AFL teams, but they were replaced by Oakland when the NFL awarded an expansion franchise to the Minneapolis market in 1960.

All eight teams agreed to contribute \$25,000 to create a league office, which was headed by the first AFL commissioner, Joe Foss. The AFL held their first draft on Nov. 22, 1959 and began play in the fall of 1960 with games televised on ABC.

1959

August 3 – K.S. “Bud” Adams, Jr., announces Houston’s entry into the American Football League.

August 15 – AFL formally organized with six cities: Los Angeles, New York, Denver, Dallas, Houston and Minneapolis-St Paul.

October 31 – Adams names the team “Oilers” — “for sentimental and social reasons.”

November 22 – AFL conducts first player draft. Oilers select Heisman Trophy winner Billy Cannon of LSU.

December 8 – Oilers sign first players, Don Hitt and Tony Banfield, both of Oklahoma State.

1960

January 1 – Oilers sign their first draft choice in LSU’s Billy Cannon.

January 3 – Oilers name former Cleveland great Lou Rymkus as first head coach.

February 20 – Oilers sign veteran pro quarterback George Blanda.

March 8 – Houston School Board approves lease of Jeppesen Stadium to K.S. “Bud” Adams, Jr., and gives permission to increase seating capacity from 22,000 to 36,000.

June 21 – Court rules that Billy Cannon will play with the Houston Oilers.

July 15 – Houston opens first training camp at the University of Houston with daily practices to be held at Busch Field during season.

August 6 – Oilers lose 27-10 to Dallas Texans in first preseason game at Tulsa.

August 20 – Oilers defeat Denver 42-3 before 18,500 in home debut at Jeppesen.

September 11 – Oilers win first regular season contest 37-22 over Oakland at San Francisco. Charles Hennigan scores first Oiler TD on a 43-yard pass from George Blanda. Dave Smith scores first Oiler rushing TD on eight-yard run.

December 11 – Oilers clinch AFL Eastern Division title with 31-23 win over Buffalo at Houston.

December 29 – Lou Rymkus named AFL’s first Coach of the Year.

1961

January 1 – Oilers win first AFL Championship by defeating Los Angeles Chargers 24-16 before 32,000 fans at Jeppesen Stadium. Billy Cannon is named game’s MVP; Blanda completes 16 of 32 passes for 301 yards and three TDs. Winning players share: \$1,016.42.

September 9 – Oilers open regular season with a 55-0 rout of Oakland at Jeppesen despite threats from Hurricane Carla.

October 16 – Wally Lemm replaces Lou Rymkus as head coach after Oilers open with 1-3-1 record.

October 22 – Oilers defeat Dallas Texans 38-7 in first outing under Wally Lemm. George Blanda comes off the bench to throw three TD passes, make a 53-yard field goal, and kick three PAT’s.

October 29 – George Blanda sets AFL passing record with 464 yards on 18-of-32 passing for four TDs as Oilers win 28-16 at Buffalo.

November 19 – George Blanda throws seven touchdown passes against New York in 49-13 win to set AFL record and the all-time pro record.

December 3 – Oilers defeat previously unbeaten San Diego 33-13 before Houston’s largest crowd, 37,845. Charles Hennigan catches 10 passes for 214 yards and three TDs. George Blanda hits on 20 of 34 attempts for 351 yards and four TDs and kicks AFL-record 55-yard field goal.

December 17 – Oilers win second consecutive Eastern Division crown by beating Oakland 47-16 in Oakland. Oilers become first pro team in history to score over 500 points in one season with 513 points in 14 games.

December 20 – Wally Lemm is named AFL Coach of the Year.

December 23 – George Blanda is named AFL Player of the Year.

December 24 – Oilers win second consecutive AFL title, defeating Chargers 10-3 at San Diego. Billy Cannon wins MVP award for second consecutive year. Winning players share: \$1,724.00.

1962

February 23 – Wally Lemm resigns to become the head coach of St. Louis Cardinals.

March 5 – Oilers name Frank “Pop” Ivy as head coach.

September 16 – Oilers lose to Boston 34-21 in first pro game in historic Harvard Stadium.

October 14 – Oilers set AFL scoring record with 56-17 win over New York

EARLY DOMINANCE & AFL SUPREMACY

With a mix of cast-off players from other professional leagues (QB George Blanda, C Bob Schmidt, T Al Jamison), pro football rookies (RB Billy Cannon, G Bob Talamini) and local college players who never entered the NFL (WR Charles Hennigan, DT Orville Trask), the Oilers quickly became the dominant team in the newly formed American Football League. In each of the league’s first three years, the Oilers advanced to the AFL title game, winning the first two league championships (1960 and 1961). Amazingly, the Oilers reached each of those title games under three different coaches: Lou Rymkus (1960), Wally Lemm (1961) and Frank “Pop” Ivy (1962).

The fiery Rymkus led the inaugural Oilers to the Eastern Division title with a 10-4 mark. They met the Western Division winner Los Angeles Chargers at Jeppesen Stadium in Houston to crown the first AFL champion. The two teams split their two matchups during the regular season. The Oilers took a one-point lead into the fourth quarter and then Blanda hit Cannon for an 88-yard score early in the fourth quarter to end the scoring, 24-16. Blanda tallied 301 passing yards and three touchdowns in the game.

After the Oilers opened the 1961 season 1-3-1, head coach Lou Rymkus was replaced by Wally Lemm, who had been on the 1960 staff but left for private business prior to the 1961 season. The Oilers would win nine consecutive games under Lemm to end the regular season with a 10-3-1 mark and first place in the Eastern Division. The 1961 AFL Championship game was a defensive struggle as the Oilers defeated the San Diego Chargers 10-3 in San Diego.

After leading the Oilers to a second title, the St. Louis Cardinals hired Wally Lemm as their head coach for the 1962 season. The Oilers tabbed Frank “Pop” Ivy to lead the team in 1962. The team again won the Eastern Division with an 11-3 record and faced the Dallas Texans at Jeppesen Stadium for the 1962 AFL title. Dallas raced out to a 17-0 halftime lead, but the Oilers mounted a second half rally to knot the score at 17 with five minutes remaining in the game. The game would go to overtime and was eventually decided in double overtime (6th quarter) with a Dallas 25-yard field goal.



OILERS' AFL SUMMARY

In the 10-year history of the AFL from 1960-69, the Oilers amassed a 70-66-5 record, reached the AFL title game four times (1960, '61, '62, '67) and won two AFL titles (1960 and 1961). They had some of the greats of the game, including QB George Blanda, WR Charlie Hennigan, G Bob Talamini, CB Ken Houston and DE Elvin Bethea. Four decades removed from their playing days, these names still sit atop several categories throughout the franchise record book: Blanda threw a franchise-best 36 touchdowns in 1961, Hennigan caught a franchise-best 101 balls in 1964, Houston returned nine interceptions for touchdowns during his Oilers career, and Bethea (unofficially) totaled 105 sacks during his career. The Oilers also saw profound popularity growth as they averaged 20,000 fans in their inaugural 1960 season at Jeppesen Stadium all the way to moving into the Astrodome in 1968, and averaging 44,000 fans in their final AFL campaign.

as George Blanda throws six TD passes.

December 15 – Oilers win third consecutive Eastern Division title with 44-10 victory over New York. Charlie Tolar gets 107 yards on 18 carries to become the first Oiler back to gain over 1,000 yards in a season. Oilers compile best regular season record in club's history with 11-3 mark.

December 23 – Oilers lose AFL title to Dallas Texans 20-17 in historic six-quarter game.

1963

December 22 – Oilers lose 52-49 at Oakland in "Pop" Ivy's final game as head coach.

1964

March 1 – Oilers announce building of a new training site at Fannin and Braeswood in Houston.

June 2 – Frank "Pop" Ivy relieved of head coach-general manager duties. "Bud" Adams names Sammy Baugh as head coach and Carroll Martin as general manager.

July 15 – Oilers open training camp at new site—Fannin and Braeswood.

September 8 – Oilers trade Billy Cannon to Oakland for Bob Jackson, Sonny Bishop and Dobie Craig.

September 13 – Rookie Sid Blanks sets AFL record with 91-yard TD run against New York at Houston.

December 18 – Sammy Baugh resigns as Oiler head coach.

December 20 – Oilers play final game in Jeppesen Stadium, defeating Denver 34-15 to end season with 4-10 record. Charles Hennigan catches 101st pass of season to set new all-time pro record.

December 22 – Hugh "Bones" Taylor named Oiler head coach as Sammy Baugh stays on staff as assistant.

1965

June 5 – Oilers announce they will not play in Harris County Dome Stadium because of "unrealistic lease agreement"; sign five-year lease with Rice University for use of Rice Stadium.

1966

January 13 – K.S. "Bud" Adams, Jr., names Don Klosterman as Oilers' Executive Vice-President and General Manager.

January 29 – Wally Lemm is named Oiler Head Coach by Dan Klosterman.

June 8 – Oilers sign Ernie Ladd; Commissioner awards Willie Frazier and Pete Jaquess to San Diego in compensation.

June 9 – The AFL and NFL announce plans to merge into one league by 1970. Common draft and championship game are scheduled immediately.

September 3 – Oilers open regular season play with 45-7 home victory over the Denver Broncos. Denver was held to no first downs, an AFL record.

1967

March 14 – First common draft between AFL and NFL; Oilers take

Michigan State All-America George Webster as their No. 1 choice.

April 2 – Oilers announce they will hold 1967 training camp at Schreiner Institute in Kerrville, Texas. Only third time in history Oilers will have trained outside Houston.

December 17 – Oilers clinch Eastern Division title with 24-17 win over San Diego at Rice Stadium and become first team to go from cellar to division title in one season, a feat accomplished with 15 rookies on the squad.

December 20 – Four Oilers are named to All-AFL team. DE Pat Holmes, CB Miller Farr, G Bob Talamini and rookie LB George Webster named to AFL elite unit.

December 23 – Oiler LB George Webster is unanimous choice as AFL's Defensive Rookie of the Year.

December 31 – Oakland Raiders break open close game in second quarter and defeat Oilers 40-7 in AFL Championship Game. The only Oiler touchdown comes in fourth quarter on pass from Pete Beathard to Charles Frazier.

1968

February 10 – Oiler owner K.S. "Bud" Adams, Jr., announces that the Oilers will move to the Harris County Dome Stadium for the 1968 season. Contract with Rice will be settled.

September 9 – Oilers play their first game in the Astrodome, a 25-21 loss to Kansas City before 45,083 fans, and become the first professional football team to play their home games in a domed stadium.

1969

January 25 – Oiler LB George Webster is one of four AFL players named to Pro Football Writers Association's first combined All-Pro team.

April 15 – Jim Norton, last of the original Houston Oilers, announces his retirement after nine years and Oiler owner K.S. "Bud" Adams, Jr., retires his No. 43 jersey.

December 14 – Oilers need victory over Boston in Astrodome to assure playoff spot as runner-up team in Eastern Division despite 5-6-2 record. Oilers come from behind to take 27-23 triumph.

December 21 – Oilers lose bid for championship in 56-7 loss to Oakland in playoff game. Daryle Lamonica hurls six TD passes for Raiders.

1970

January 15 – Oiler LB George Webster named to Pro Football Hall of Fame's All-Time AFL defensive unit. The three-year Oiler veteran was youngest player named to the team.

June 30 – Oiler veterans join NFL Players Association strike. Owners bar veterans from training camps. Dispute revolved around pension plan.

July 14 – Oilers open training camp at Schreiner Institute in Kerrville, Texas with only rookies reporting.

August 3 – Veterans report to training camp after settlement of NFL-NFLPA pension dispute.

November 1 – Oiler Head Coach Wally Lemm, who led Oilers to AFL title in 1961 and to Eastern Division title in 1967, announces he will retire at the end of 1970 season.

1971

January 21 – Oiler owner K.S. "Bud" Adams, Jr., names Ed Hughes to be the sixth head coach in Oiler history.

January 26 – Oilers trade RB Hoyle Granger, T Terry Stoepel and DE Charles Blossom to New Orleans for DT Dave Rowe and WR Ken Burrough.

January 28 – The Oilers, who pick third behind Boston and New Orleans in the college draft, select QB Dan Pastorini of Santa Clara in the first round and grab QB Lynn Dickey of Kansas State in the third round.

May 5 – Oilers name John W. Breen as general manager, replacing Bob Brodhead. Breen was the first employee hired by Oiler owner K.S. "Bud" Adams, Jr., in 1959 when the American Football League was formed.

December 12 – S Ken Houston ties all-time pro record for touchdowns on interceptions with theft against Buffalo in Oilers' 20-14 victory. Houston tied record of seven set by Erich Barnes and Herb Adderley.

December 19 – Oilers close out season with third straight victory by blasting San Diego 49-33 for highest point production since 1963. S Ken Houston establishes all-time pro record with two touchdowns on interceptions. The five-year veteran intercepted successive John Hadl passes in the third quarter and returned them for touchdowns of 35 and 29 yards to run his



HISTORICAL HIGHLIGHTS

career total to nine. His four returns of interceptions for TDs in one year is also an NFL record.

December 24 – Oiler DE Elvin Bethea and S Ken Houston are named to AFC Pro Bowl squad. It is second straight selection for Houston.

December 30 – Oilers name former Florida State and Rice University coach Bill Peterson as their new head coach.

1972

March 21 – K.S. "Bud" Adams, Jr., spearheads a drive which lands the 1974 Super Bowl game for Houston. The game will be played in Rice Stadium on January 13, 1974.

October 1 – Oilers stun Joe Namath and New York Jets 26-20 in the Astrodome for only victory of 1972 season.

1973

March 2 – Veteran coach and front office executive Sid Gillman accepts position of Executive Vice-President and General Manager of Houston Oilers, replacing John Breen, who retired.

October 16 – Bill Peterson is fired as head coach of Oilers after 48-20 loss to Denver, making Peterson's regular season record in 1 1/2 years 1-18. Sid Gillman assumes dual role of General Manager/Head Coach for the rest of year.

November 5 – Oilers win only game of 1973 season, 31-27, over Baltimore Colts as QB Lynn Dickey completes 22-of-32 passes for 340 yards and three touchdowns.

December 19 – Oiler DE Elvin Bethea named to Pro Bowl team for third straight year.

1974

January 18 – Sid Gillman announces decision to remain as General Manager/Head Coach for at least one more season, ending speculation that a new head coach would be named.

February 8 – Former New Orleans and New York Jets coach Ed Biles joins Oilers as defensive assistant.

March 7 – O.A. "Bum" Phillips, a veteran Texas high school and college coach who was with Sid Gillman at San Diego, is hired by Oilers as defensive coordinator.

August 28 – Oiler T John Matuszak tries to jump his contract and sign with World Football League Houston Texans. Oilers obtain temporary restraining order and present it to Matuszak at Texans' game with New York Stars. Matuszak is put on inactive list until trial.

September 9 – State District Judge Arthur Leshner grants temporary injunction against John Matuszak playing for any other team than Oilers until further court hearings. Matuszak remains on inactive list.

October 22 – Oilers trade John Matuszak and No. 3 draft choice to Kansas City for Curley Culp and draft choice, ending court battle.

BUM PHILLIPS

If ever there was a coach made for a team and a team that embodied their coach, it was the marriage between O.A. "Bum" Phillips and the Houston Oilers. A native of Orange, Texas, Phillips spent the majority of his first 15 years in coaching in the Texas high school ranks before moving up the ladder as a defensive coordinator in the college and pro level. He would join the Oilers as a defensive coordinator in 1974 and was named head coach in 1975, where he would remain through the 1980 season. Known for strolling the sidelines in his cowboy hat and boots, he was the face of the Oilers for six seasons (59-38 record) and saw the birth of the "Luv Ya Blue" era. In 1978, he led the Oilers back to the playoffs for the first time in 11 years with their march to the AFC Championship. The Oilers would again reach the AFC Championship game in 1979 and wild card round in 1980. Phillips was let go by the Oilers following the 1980 season.

LUV YA BLUE!

With Oiler fever in full bloom following the march to the AFC Championship game in the 1978 season, the team looked to tap into the frenzy with a marketing campaign that captured that team spirit. The result was the "Luv Ya Blue!" phrase that would sweep the area and be forever remembered with the 1979 and 1980 seasons. The phrase was trademarked by the team and became as popular as regular Oilers merchandise. The campaign included a song which was written and sung by Mack Hayes, a local musician and was performed before each game at the Astrodome during those seasons.

1975

January 25 – O.A. "Bum" Phillips named Oiler head coach by Sid Gillman, who says he will remain in single role as general manager.

February 14 – Sid Gillman leaves Oilers as general manager by mutual consent with owner "Bud" Adams. Bum Phillips adds title of general manager to head coaching duties.

October 19 – Oilers come from behind to defeat Washington 13-10 in Astrodome for first win ever over NFC team.

November 16 – Oilers get 20-19 win over Miami as Billy Johnson ties all-time pro record for return TDs in one season (4).

December 21 – Oilers close out finest season since 1962 with 21-10 win over Cleveland, giving Bum Phillips a 10-4-0 record in his first year as a head coach. Oilers set a new home attendance record, averaging 48,000 in seven home games.

1976

February 10 – Wade Phillips, son of Head Coach Bum Phillips, named to Oiler coaching staff as LB coach. Phillips had been an assistant at University of Kansas.

April 1 – Oilers lose Fred Hoaglin, Mark Cotney and Jesse O'Neal in NFL expansion draft.

April 2 – Oilers trade QB Lynn Dickey to Green Bay for QB John Hadl, CB Ken Ellis, draft choices and cash.

1977

October 9 – Oilers march into first place in the AFC Central Division after whipping Pittsburgh 27-10 at the Astrodome, but lose Dan Pastorini to an ankle and back injury.

November 13 – Oakland holds off Oilers 34-29 as Houston DE Elvin Bethea suffers a broken arm after playing in 135 consecutive games, a team record.

1978

January 7 – Owner K.S. "Bud" Adams, Jr., announces the appointment of Ladd K. Herzog as Senior Vice-President and Chief Administrative Officer of the Houston Oilers.

January 24 – Curley Culp, Ken Burrough, Billy Johnson and Robert Brazile play for AFC on Pro Bowl team.

April 24 – Oilers trade three draft picks and TE Jimmie Giles to Tampa Bay for rights to 1978 number one draft selection in order to choose Texas All-America and Heisman Trophy winner Earl Campbell.

October 23 – Houston ends Pittsburgh's seven-game win streak with Monday night victory over the Steelers, 21-17. It marks Houston's first win ever on Monday Night Football.

November 12 – Houston comes from 23-0 deficit to capture 26-23 win over New England Patriots.

November 20 – Earl Campbell rushes for four touchdowns against Miami Dolphins in Oilers' 35-30 victory. Campbell's two Monday night appearances net him 7 of his 13 season TDs.

November 26 – Earl Campbell gains 100 yards rushing vs. Cincinnati before home crowd to tie NFL record for most 100-yard games by a rookie – 7 (ties Franco Harris and Don Woods). Also breaks Oiler single season records for most yards rushing (Hoyle Granger, 1,194 yards in 1967) and most rushing attempts (Charlie Tolar, 224 yards in 1962).

December 10 – Houston captures 17-12 decision over New Orleans Saints



EARL CAMPBELL

Tabbed the "Tyler Rose", Earl Campbell was a Texas high school legend who would go on to the University of Texas and earn the 1977 Heisman Trophy. The Oilers pulled off a draft blockbuster to acquire Campbell, trading four picks and TE Jimmie Giles to acquire the first pick in the 1978 draft from the Tampa Bay Buccaneers. Campbell made an immediate impact as a rookie, gaining 1,450 yards and scoring 13 touchdowns in his initial campaign and earning NFL Rookie of the Year and NFL Offensive Player of the Year honors. In one of the most famous performances in Monday Night Football history, Campbell gained 199 yards and scored four touchdowns on 28 carries against the Miami Dolphins in November of 1978. From 1978 to 1984 Campbell led the Oilers to three playoff appearances, gained 8,547 yards and earned five Pro Bowl invitations. During the 1984 season, Campbell was traded to New Orleans to be reunited with Bum Phillips for a first round draft choice. He was inducted into the Pro Football Hall of Fame in 1991.

to clinch berth in AFC Wild Card game versus Miami.

December 24 – Houston wins first playoff game since 1961 by defeating Miami 17-9 in the Orange Bowl.

December 31 – Oilers continue playoff march with 31-14 win against New England before 61,297 chilled fans in Foxboro, Mass.

1979

January 7 – Houston playoff dreams end as Pittsburgh takes 34-5 victory in AFC Championship Game. Oilers welcomed by 50,000 loyal fans in the Astrodome as radio station KILT sponsors homecoming.

January 30 – Earl Campbell, Elvin Bethea, Robert Brazile and Curley Culp represent Houston in the Pro Bowl in Los Angeles.

August 3 – Oiler T Greg Sampson undergoes brain surgery which signals the end to a promising career.

December 10 – Before national television audience, Houston defeats division nemesis Pittsburgh 20-17, giving Oilers spot in 1979 playoffs.

December 17 – Several Oilers lock up individual titles: Earl Campbell is NFL rushing champion for the second consecutive year; Mike Reinfeldt captures the crown for most interceptions in NFL with 12; Toni Fritsch is the most accurate field goal kicker, connecting on 21-25 attempts; and Jesse Baker leads the AFC in QB sacks with 15 1/2.

December 23 – In first playoff game played in Houston since 1962, Oilers defeat Denver Broncos 13-7. Key offensive players Earl Campbell, Dan Pastorini and Ken Burrough are all injured in the contest.

December 29 – Oilers defeat San Diego 17-14 without injured Earl Campbell, Dan Pastorini and Ken Burrough. Backup QB Gifford Nielsen plays conservative offense as Rob Carpenter, who was injured earlier in the week and was on crutches the night before the game, gains 67 yards rushing in his best effort of the season. The big star of the game is S Vernon Perry, as he intercepts an NFL-record four passes in a playoff game.

1980

January 6 – In a rematch of the 1978 AFC Championship Game, the Steelers win 27-13 in a game that saw a controversial call keep Mike Renfro from scoring what would have been the tying score late in third quarter.

January 7 – In the wee hours of the morning, the Oilers return from Pittsburgh to an excited throng of 70,000 people at the Astrodome.

January 28 – Six Oilers represent Houston in the Pro Bowl: RB Earl Campbell, T Leon Gray, PK Toni Fritsch, LB Robert Brazile, S Mike Reinfeldt and DE Elvin Bethea.

September 15 – Before the largest stadium crowd to ever witness an Oilers' game (80,243), Houston defeats the Browns in Cleveland Stadium 16-7. The game was also televised before a national audience on Monday Night Football.

October 14 – Oilers acquire All-Pro TE Dave Casper from Oakland for undisclosed draft picks.

October 19 – Earl Campbell becomes only the second RB in the history of the Oiler franchise to rush for over 200 yards in a single game when he leads the Oilers to a 21-14 triumph over Tampa Bay with 206 yards. Club rushing record for single game is 216 yards by Billy Cannon (Dec. 10, 1961 vs. New York Titans).

October 26 – Earl Campbell ties NFL record for most consecutive 200-yard games rushing (two) with 202 yards vs. Cincinnati in the Astrodome. Campbell now shares record with O.J. Simpson (Buffalo, 1973, 1976). Oilers defeat Bengals 23-3.

December 4 – Houston's defense shuts out the Pittsburgh Steelers 6-0. Toni Fritsch provides all the points the Oilers need with two field goals. This marked the third evening prime-time win of the season for the Oilers as the game was played in the Astrodome before a sellout crowd and a national television audience. It marked the first shutout registered by the Oilers since a 47-0 win over the Chicago Bears. (November 6, 1977).

December 21 – Oilers clinch third playoff spot in as many years with 20-16 victory over the Minnesota Vikings in the Astrodome. Earl Campbell sets NFL record by rushing for over 200 yards in single game four times in one season. He finishes season with 1,934 yards, second highest total in NFL history behind O.J. Simpson's 2,003 yards in 1973. The Oilers must wait until the final game of the season to see who their playoff opponent will be, as their 11-5 record equals that of division foe Cleveland, but Oilers become Wild Card participant due to tie-breaker procedures.

December 28 – Oilers season comes to an end with disappointing AFC Wild Card loss at the hands of the eventual Super Bowl champion Oakland Raiders. The loss marks the third consecutive year that the Oilers have been eliminated from the playoff picture by the eventual Super Bowl champions (Pittsburgh Steelers in both 1978 and 1979).

December 31 – K.S. "Bud" Adams Jr., relieves Bum Phillips of his duties as Head Coach and General Manager. Ladd K. Herzeg is promoted from post of Senior Vice-President/Chief Administrative Officer to the position of Executive Vice-President and General Manager of the Oilers.

1981

January 3 – Oilers announce the selection of Ed Biles as their new head coach. Biles had been Oilers' defensive coordinator since 1975.

February 8 – Dick Nolan, former Head Coach for the New Orleans Saints and the San Francisco 49ers, is named defensive coordinator.

February 15 – Mike Holovak is named as Assistant General Manager by the Oilers.

September 6 – Oilers defeat Rams at season opener at Los Angeles 27-20 as rookie Willie Tullis returns kickoff 95 yards for score in final minute of game. Win gives Ed Biles his first as head coach of NFL club.

1982

January 19 – Former All-Pro S Ken Houston returns to Oilers as defensive assistant assigned to work with the DBs. Houston had been All-Pro performer before being traded to Washington where he retired following 1980 season.

January 31 – Oilers open 2.5 million dollar training facility less than two miles from Astrodome. Owner-President K.S. "Bud" Adams, Jr., provides funds for what is considered one of top facilities in the NFL.

February 3 – Oilers announce new three-year contract with Mutual Broadcasting System for radio rights to Houston's games. KTRH-AM in Houston will serve as flagship station.

March 18 – Oilers announce that head coach Ed Biles has been given a contract extension.

April 28 – Oilers select Penn State G Mike Munchak in first round of NFL draft. It is the first number one choice in the draft that Oilers have had since Earl Campbell was selected in first round in 1978.

May 3 – Computer added to Oilers offices to assist club with player personnel, college scouting, ticket and business operations as well as many other functions within the organization.

September 17 – Oilers acquire QB Archie Manning from New Orleans Saints in one-for-one swap for T Leon Gray.

September 20 – NFL Players Association strike announced.

November 16 – Settlement of 57-day player strike announced by NFL Management Council and NFL Players Association.

1983

January 2 – Oilers fall to Cincinnati Bengals 35-27 to conclude 1982

HISTORICAL HIGHLIGHTS

regular season play in a game that was re-scheduled from November 14 (canceled due to players' strike).

January 25 – Chuck Studley joins Oilers as defensive coordinator after successful stints with San Francisco 49ers (Super Bowl champs following '81 season) and Cincinnati Bengals.

February 1 – Oilers perennial All-Pro DE Elvin Bethea decides not to retire following 1982 season and will return for his 16th year in the NFL, all with the Oilers.

February 2 – Oilers announce promotion of Mike Holovak from Assistant General Manager to VP/Player Personnel.

April 23 – The Oilers announce trade of their second pick in first round to Los Angeles Rams for the third pick overall in draft. Oilers receive Rams' fourth-round choice in 1983 and fourth-round choice in 1984 for moving down one notch in first round.

April 24 – The Oilers announce their second trade in as many days involving Oilers' first-round draft pick. Oilers trade third choice overall in first round to Seattle for ninth choice overall in first round plus Seahawks' second- and third-round picks in 1983 (combining trades of April 24-25, Oilers moved from second position in first round to ninth and acquired Seahawks' second- and third-round choice in 1983 and Rams' fourth round choice in 1983 and 1984, a total of four additional picks).

April 26 – Oilers select T Bruce Matthews from USC in round one of NFL draft with the ninth choice in the round. Also, for first time since 1969, the Oilers had each of their choices through the first nine rounds.

August 4 – In preseason opener, ceremonies honoring Elvin Bethea's 16 years with the club occur at halftime. Bethea's jersey, No. 65, will be retired at the conclusion of the season.

October 10 – Head Coach Ed Biles resigns after two and one-half years as head coach.

October 11 – The Oilers appoint Defensive Coordinator Chuck Studley as interim head coach.

October 20 – Oilers trade QB Archie Manning and TE Dave Casper to Minnesota for second- and fourth-round picks in 1984 draft.

December 18 – Oilers close season with 20-10 loss at Baltimore in what would be the Colts' final game played in Baltimore before moving to Indianapolis.

1984

January 3 – The Oilers name Hugh Campbell as new head coach.

January 30 – Announcement is made that Kay Dalton will remain as offensive coordinator and also that Jerry Glanville will become new defensive coordinator.

February 3 – The Oilers announce that they win the "recruiting war" for free agent QB Warren Moon.

February 10 – Entire organization loses tremendous friend with the passing of radio talk-show host John Breen. Breen was first employee hired by the Oilers in 1959 and served in numerous front office capacities, including General Manager and Director of Player Personnel.

May 1 – Oilers draft Dean Steinkuhler among a total of 14 players during the one-day marathon. Of the 14 players selected, 10 were defensive players.

September 6 – Oilers and City of Houston celebrate 25th season of professional football at "Silver Salute," which is held on the floor of the Astrodome. The black-tie gala consists of dinner, dancing and an auction with all proceeds benefiting the Ronald McDonald House. This date is also proclaimed "Houston Oilers Day" by Mayor Kathryn J. Whitmire.

October 9 – Oilers trade RB Earl Campbell to New Orleans Saints for first round choice in 1985 draft. The Oilers also obtain C Jim Romano from Raiders for Houston's third- and sixth-round picks in 1985.

October 26 – Oilers announce that KODA-FM will be new flagship station for Oilers' radio broadcasts beginning in 1985. The Oilers and KODA-FM sign a multi-year contract.

November 11 – Oilers defeat Chiefs 17-16 in Kansas City after losing opening 10 games of the season, as Hugh Campbell gets first win as NFL head coach.

December 2 – Houston defeats Steelers in overtime thriller 23-20 for third win in four weeks before home crowd. Joe Cooper kicks winning field goal with 5:53 elapsed in extra period. It is the first overtime loss in Steeler history.

December 12 – G Mike Munchak is selected to play in the AFC-NFC Pro Bowl game in Honolulu.

December 17 – Warren Moon completes his first NFL season with 3,338 yards passing, breaking the team record set by George Blanda in 1961 (3,330). Tim Smith's 1,141 yards receiving enabled him to become third player in Oilers' history to post consecutive 1,000-yard receiving seasons after gaining 1,176 in 1983. Bill Groman (1960-61) and Charlie Hennigan (1963-64) were the others.

1985

July 1 – The Oilers sign 1983 Heisman Trophy winner Mike Rozier. Rozier was selected by the Oilers in the first round of the 1984 Supplemental Draft of USFL players.

July 2 – WR Drew Hill is acquired by the Oilers in a trade with the Los Angeles Rams.

August 3 – The Oilers battle the New York Giants in the annual NFL Hall of Fame Game in Canton, Ohio, with the Giants winning 21-20. The game also makes radio history as the first stereo broadcast of an NFL game on KODA-FM.

December 9 – Hugh Campbell is relieved of his duties as head coach. The club names Defensive Coordinator Jerry Glanville as interim head coach for the season's remaining two games.

1986

January 2 – The Oilers release seven assistant coaches from their employment contracts: John Devlin, Joe Faragalli, Gene Gaines, Ken Houston, Bruce Lemmerman, Bob Padilla and Al Roberts.

January 20 – Jerry Glanville signs a five-year contract as Head Coach of the Oilers.

February 2 – G Mike Munchak starts for the AFC in the annual Pro Bowl in Honolulu, Hawaii.

April 29 – The Oilers select Purdue QB Jim Everett with their first selection in the 1986 NFL Draft. The team follows by selecting Louisville WR Ernest Givins in the second round and RB Allen Pinkett of Notre Dame in the third round.

September 18 – The Oilers trade QB Jim Everett, the third player selected in the 1986 draft, to the Los Angeles Rams in exchange for G Kent Hill, DE William Fuller, the Rams' number one draft choices in 1987 and '88 and L.A.'s fifth rounder in 1987.

December 21 – Houston concludes the 1986 season on a positive note, defeating the Buffalo Bills 16-7. WR Drew Hill catches five passes for 114 yards giving him 1,112 yards for the season as he joins rookie Ernest Givins (1,062 yards) to form the 19th tandem in NFL history to each surpass the 1,000-yard receiving mark. In addition, QB Warren Moon throws for 208 yards to finish the year with 3,489 yards and break his own single-season club record. PK Tony Zendejas connects on all three of his field goal attempts and his 22 three-pointers establishes a new Oiler high.

1987

July 1 – The Oilers announce plans to retire the No. 34 jersey of former RB Earl Campbell, the leading rusher in club history. The ceremony is scheduled for August 13.

October 4 – The Oilers win their first "replacement" game in Denver 40-10 as QB Brent Pease throws for 260 yards and a TD and LB Eugene Seale returns an interception 73 yards for a touchdown.

October 25 – With the players' strike over, the Oiler "regulars" return to action with a 37-33 win over the Falcons as RB Mike Rozier rushes for 144 yards while rookie WR Curtis Duncan catches two TD passes including the game-winner.

October 28 – First-round draftee FB Alonzo Highsmith ends his holdout by agreeing to a multi-year contract.

November 3 – The Oilers acquire veteran T Bruce Davis from the Raiders for what later becomes a 1988 second-round draft choice.

November 4 – T/G Bruce Matthews ends his holdout by agreeing to terms with the Oilers.

December 15 – Along with several prominent Houston business leaders, K.S. "Bud" Adams, Jr., holds a press conference to announce that the goal of marketing 75% of the new Columbia Suites by December 15 has been met.

December 23 – The Oilers place three players on the AFC Pro Bowl roster, their largest contingent since 1981. Chosen to play in the Honolulu all-star game are S Keith Bostic, G Mike Munchak and RB Mike Rozier.

December 27 – The Oilers clinch their first playoff berth since 1980 as they



HISTORICAL HIGHLIGHTS

defeat the Bengals 21-17 before an SRO crowd at the Astrodome. Rookie FB Alonzo Highsmith scores two TDs and QB Warren Moon throws his 21st scoring pass of the season. That marks the most TD passes by an Oiler since George Blanda tossed 24 in 1963.

1988

January 3 – In an AFC Wild Card Playoff, the Oilers defeat the Seahawks 23-20 in overtime on Tony Zendejas' 42-yard field goal.

January 10 – The Oilers' season ends as the Broncos defeat them 34-10 in an AFC Divisional Playoff before 75,968 fans in Mile High Stadium.

April 21 – The Oilers acquire DE Sean Jones from Raiders along with L.A.'s second-round draft choice. Houston gives up one of its first-round draft picks, a fourth-round selection and changes places with Raiders in the third round.

May 6 – The Oilers announce that they will hold training camp at Southwest Texas State University in San Marcos. SWTSU thus becomes the Oilers' eighth training camp site since the team's inception in 1960.

May 17 – Oilers re-assign Mike Holovak as Assistant to the General Manager.

November 7 – The Oilers appear on Monday Night Football for the first time since 1982 and defeat the Cleveland Browns 24-17.

December 14 – The rosters for the AFC-NFC Pro Bowl are released and feature eight Oilers: DE Ray Childress, WR Drew Hill, G Bruce Matthews, QB Warren Moon, G Mike Munchak and RB Mike Rozier.

December 24 – The Oilers beat the Cleveland Browns 24-23 in an AFC Wild Card Playoff Game as RB Allen Pinkett scores two touchdowns.

1989

January 1 – In an AFC Divisional Playoff Game, the Oilers drop a 17-10 decision to the Bills before 79,532 fans at Rich Stadium in Buffalo.

February 1 – Executive Vice-President/General Manager Ladd K. Herzeg announces his resignation.

February 2 – The Oilers announce the promotion of Mike Holovak to General Manager, replacing Ladd Herzeg. Also, under NFL's new "Plan B" free agency, 21 Oilers are left unprotected while 37 are protected.

February 22 – The Oilers name Kevin Gilbride to the post of Quarterbacks Coach. He joins the club after serving as Offensive Coordinator at East Carolina.

April 1 – The Oilers end up losing 15 players and signing seven under the NFL's first "Plan B" free agency system.

April 7 – The Oilers sign QB Warren Moon to a new long-term contract.

September 24 – Despite a sellout crowd in the first game in the newly-expanded Astrodome, the Oilers lose to the Buffalo Bills, 47-41 in OT.

October 1 – The Oilers defeat the Miami Dolphins 39-7 as QB Warren Moon completes a career-best 82.6% of his passes (19/23). In addition, Houston's defense holds Dolphin QB Dan Marino to his worst game as a starter (11/29, 103 yds.).

October 22 – The Oilers record the ninth shutout in club history and their first in nine years (spanning 132 games) with a 27-0 whitewash of the Pittsburgh Steelers. Pittsburgh manages just 132 total yards, the fewest yards allowed by Houston in 12 seasons.

December 3 – The Oilers win at Pittsburgh 23-16 despite a blizzard and windchill temperatures of -20 degrees. RB Lorenzo White's one-yard run with 21 seconds remaining wins it as the Oilers claim sole possession of first place after the season's 13th game, the latest the team has been in first place in a season since 1967.

December 10 – The Oilers honor their 30th Anniversary "Dream Team" while defeating the T.B. Buccaneers 20-17.

December 20 – G Bruce Matthews, QB Warren Moon and G Mike Munchak are named starters for the February 4 Pro Bowl.

December 23 – In a regular season finale battle for the AFC Central Division title, the Oilers lose to the Cleveland Browns 24-20 on RB Kevin Mack's TD with 39 seconds left. The Oilers fall short after battling back from a 17-0 deficit as QB Warren Moon establishes personal bests for attempts (51), completions (32) and yards (414, most since George Blanda's 418 in 1961). Oilers set all-time single season attendance record with 451,027 fans, eclipsing 411,652 in 1978.

December 31 – In an AFC Wild Card playoff game, the Oilers lose a 26-23 OT decision to the Pittsburgh Steelers as PK Gary Anderson kicks a 50-yard field goal. Houston WR Ernest Givins catches 11 passes for 136 yards and two TDs.

MOON ERA

In February of 1984, the Oilers won a recruiting battle for a five-time Canadian Football League champion quarterback named Warren Moon and by doing so, changed the future of the franchise. Houston had a leg up on the competition with the hiring of Hugh Campbell, who coached Moon for five seasons in Canada, just a month earlier. Moon would play 10 seasons for the Oilers and lead them to the playoffs in each of his final seven seasons (1987-93) with the team and earn six Pro Bowl invitations. Moon established many of the franchise's passing records, including career passing yards (33,685), career touchdowns (196), single season passing yards (4,690 in 1991), passing yards in a game (527 at KC in 1990) and career 300-yard passing games (38). His quick release, decision-making and mobility made him a perfect fit for the Oilers high-octane passing offense. Moon's reign at quarterback for the Oilers came to end with the advent of the salary cap prior to the 1994 season. Most of the Oilers' high-priced talent was released or traded away to comply with the new NFL structure, including Moon, who was traded to Minnesota in April 1994. In 2006, Moon became the first African-American quarterback to be inducted into the Pro Football Hall of Fame.

1990

January 6 – Jerry Glanville leaves his position as Oilers' head coach by "mutual agreement."

January 9 – Jack Pardee signs a five-year contract to become the 14th head coach in Houston Oiler history. Pardee joins the Oilers after enjoying a successful three seasons as the head coach at the University of Houston.

January 30 – The Oilers extend the contract of Executive Vice President/General Manager Mike Holovak. In addition, the team names former LBs Coach Floyd Reese to the newly-created position of Assistant General Manager and promotes Quarterbacks Coach Kevin Gilbride to Offensive Coordinator. Also, the team announces the signing of a multi-year contract that allows KTRH-AM/KLOL-FM to broadcast all Oiler football games beginning in 1990.

September 23 – The Oilers win their 1990 home opener 24-10 over the Indianapolis Colts as QB Warren Moon becomes the all-time leading passer in club history. Moon throws for 308 yards (plus three TDs) to surpass George Blanda's team record of 19,149 yards. The record fell on a third quarter seven-yard pass to WR Haywood Jeffires. WR Drew Hill catches ten passes for 123 yards to help key the victory.

October 14 – QB Warren Moon passes for 369 yards and a career-best five TDs as the Oilers hammer the Cincinnati Bengals 48-17. Moon thus becomes the first player in pro football history to throw for over 20,000 yards in two different leagues (21,228 in Canadian Football League).

December 9 – The Oilers shatter several team records while drubbing Cleveland 58-14. Included among the records set are most points in a game, in a quarter (31) and in a half (45). RB Lorenzo White ties a club mark with four rushing touchdowns, the first time that has been accomplished in the NFL in two years.

December 16 – The Oilers win a key road game, beating Kansas City 27-10 at Arrowhead Stadium. QB Warren Moon again supplies the big news, completing 27-of-45 passes for 527 yards. That represents the second-best single-game passing performance in NFL history. The record belongs to the Rams' Norm Van Brocklin, who threw for 554 yards against the New York Yanks on September 28, 1951. Moon had an opportunity to break the record but declined to do so based on the Oilers' comfortable lead. Almost overshadowed by Moon's effort was WR Haywood Jeffires catching nine balls for 245 yards (including an 87-yard TD), which marked the second best receiving day in Oiler history. Charles Hennigan had 272 receiving yards versus the Patriots on October 13, 1961.

December 19 – Six Oilers are named to the AFC squad for the Feb. 3 Pro Bowl. The six include starters G Bruce Matthews, QB Warren Moon and G Mike Munchak, plus reserves DT Ray Childress, WR Ernest Givins and WR Drew Hill.



RUN 'N SHOOT

Born in the 1970's under the offensive master "Mouse" Davis, the "Run 'N Shoot" offense and its concepts started to enter the NFL in the late 1980's. The Houston Oilers were one of the first teams to run the pass oriented offense that featured one running back and four wide receivers. The Oilers hired June Jones, a Mouse Davis disciple, in 1987 as quarterback coach and he integrated some of the "Run 'N Shoot" concepts into offense. Jones left following the 1988 season to join Wayne Fontes in Detroit. Kevin Gilbride, who also had worked with Davis, took over in 1989 and continued to mold the offense. With Jack Pardee's arrival as head coach in 1990, the Oilers offense became a full-time "Run 'N Shoot" offense, where in previous years it was only used in passing situations. During a three-year stretch (1990-92), the Oilers ranked first in the NFL in passing yards (avg. 4,485 passing yards per season) and second in total yards (avg. 5,954 yards per season). They set a then-franchise record for points scored in 1990 with 405. Warren Moon drove the offense and under his leadership the offense took flight and his receiving corps of Drew Hill, Haywood Jeffires, Ernest Givens and Curtis Duncan totaled unbelievable numbers as they tortured NFL defenses. Head coach Jack Pardee was relieved of his duties 10 games into the 1994 season and with that came the death of the "Run 'N Shoot" offense. New head coach Jeff Fisher moved the offense back to a conventional approach in 1995.

December 30 – Led by backup QB Cody Carlson, who played for the injured Warren Moon (dislocated thumb), the Oilers earn a Wild Card playoff berth by defeating the Pittsburgh Steelers 34-14 in the Astrodome. Carlson completes 22 of 29 passes for 247 yards and three TDs. With the victory, the Oilers end up in a three-way tie for first place with Cincinnati and Pittsburgh in the AFC Central.

1991

January 6 – The Oilers' 1990 season comes to a close as they are eliminated from the playoffs by the Cincinnati Bengals. Houston loses at Riverfront Stadium 41-14 in an AFC Wild Card game.

January 26 – It is announced that Earl Campbell has been voted into the Pro Football Hall of Fame. The announcement is made in Tampa, Florida. Campbell is to be enshrined on July 27.

May 17 – The Oilers and the City of San Antonio formally sign six-year contract which will allow the Oilers to hold training camp there. Trinity University is chosen as the host school.

September 16 – In a pre-game ceremony, Earl Campbell receives his Hall of Fame ring from Hall Executive Director Pete Elliott. In the game that follows, the Oilers defeat Kansas City 17-7 to signal the first 3-0 start in franchise history.

October 13 – In a 23-20 victory over the Jets at Giants Stadium, WR Haywood Jeffires ties Charlie Hennigan's 30-year-old team record for receptions in a game with 13 (186 yards). QB Warren Moon completes 35-of-50 passes for 423 yards, which is the fifth-best total in team annals. Also, WR Drew Hill surpasses Hennigan's 410 catches to become the all-time leading receiver in Oiler history.

November 3 – Despite a 16-13 OT loss at Washington, WR Drew Hill moves past WR Ken Burrough's 6,907 receiving yards to become the Oilers' all-time leader in that category.

November 10 – QB Warren Moon establishes career highs for completions (41) and attempts (56) as he throws for 432 yards, which is fourth best in team history, in Oilers' 26-23 OT victory over Dallas. Moon also passes Fran Tarkenton's 47,003 yards and moves into second place behind Ron Lancaster on all-time professional passing yards chart.

December 8 – The Oilers defeat the Steelers 31-6 in the Astrodome as Houston captures its first-ever undisputed AFC Central Division championship. QB Warren Moon throws for 254 yards and becomes just the third QB in NFL history (Miami's Dan Marino, San Diego's Dan Fouts) to have back-to-back 4,000-yard seasons.

December 15 – QB Warren Moon surpasses Dan Marino's NFL record

(378 in 1986) for completions in a season as the Oilers beat the Browns 17-14.

December 18 – Eight Oilers (tied NFL-best), including a league-high six starters are named to the AFC team for the February 2 Pro Bowl. The six starters include CB Cris Dishman, DE William Fuller, WR Haywood Jeffires, C Bruce Matthews, G Mike Munchak and LB Al Smith. DT Ray Childress and QB Warren Moon are also named to the squad although Childress was eventually unable to play because of a back/rib injury.

December 21 – WR Haywood Jeffires becomes just the fifth player in NFL history to record 100 receptions in a single season despite the Oilers' 24-20 road loss to the Giants. Coupled with Drew Hill's 90 catches, that pair's 190 represents the most receptions by two teammates in one season in league annals. In addition, QB Warren Moon eclipses Dan Marino's NFL record (623 in 1986) for attempts in a season. DE William Fuller registers his 15th sack of the season and thus becomes the first Oiler ever to lead the conference in that category.

December 29 – The Oilers defeat the New York Jets 17-10 in an AFC Wild Card playoff game before 61,485 fans in the Astrodome. S Bubba McDowell intercepts two key passes inside the Oiler five-yard line to preserve the win.

1992

January 4 – After leading for most of the game, the Oilers end up losing a 26-24 decision to the Denver Broncos in an AFC Divisional Playoff game in front of 75,301 fans at Mile High Stadium. PK David Treadwell's 28-yard field goal with 16 seconds left in the game proves to be the deciding points. The loss mars a great performance by Oiler QB Warren Moon, who completes 75% of his passes (27 of 36) for 325 yards and three touchdowns.

March 6 – The Oilers name Steve Underwood as General Counsel. Underwood joins the Oilers from the Houston firm of Caldwell and Hurst where he has handled most of the team's legal work since 1977.

August 1 – The Oilers defeat the Dallas Cowboys 34-23 in the American Bowl in Tokyo, Japan, which marks Houston's first game outside of the United States.

August 31 – The Oilers and QB Warren Moon reach agreement on a new multi-year contract that includes a settlement of a controversial escalator clause.

September 29 – The Oilers sign free agent WR Webster Slaughter to a two-year contract. Slaughter had been one of four players who were declared free agents by a Minneapolis judge on September 24.

October 11 – In a 38-24 win at Cincinnati, QB Warren Moon ties a personal best with five TD passes to eclipse George Blanda's team record for career touchdown passes (165, Moon now has 169). Also, WR Haywood Jeffires catches three TD passes to tie the franchise record, and RB Lorenzo White rushes for a career-best 149 yards.

October 18 – QB Warren Moon becomes the leading passer in professional football history by surpassing Ron Lancaster's 50,535 yards (in 19 years). After the Oilers' heartbreaking 27-21 loss at Denver, Moon now has 50,589 yards. Moon's total, accumulated in less than 15 seasons, includes 21,228 yards in the CFL and 29,361 yards in the NFL.

November 15 – In Houston's 17-13 win at Minnesota, QB Warren Moon suffers a fractured upper left arm on a fourth quarter hit by Viking S Vencie Glenn and misses the next five games. Despite the injury, Moon becomes just the 14th NFL QB to surpass 30,000 passing yards as he accomplishes that faster (125 games) than any player in league history except for Miami's Dan Marino (114 games).

November 26 – Subbing for the injured Warren Moon, QB Cody Carlson throws for a career-high 338 yards as the Oilers defeat the Lions 24-21 on Thanksgiving Day in Detroit.

December 11 – After being diagnosed with kidney cancer, Offensive Coordinator Kevin Gilbride undergoes surgery for the removal of his cancerous kidney. He misses two games as Receivers Coach Chris Palmer and injured QB Warren Moon help to handle Gilbride's game day responsibilities.

December 23 – An NFL-best nine Oilers earn Pro Bowl honors with four players designated as starters for the February 7 game. The starters include WR Haywood Jeffires, C Bruce Matthews, G Mike Munchak and LB Al Smith. The Houston reserves feature DT Ray Childress, WR Curtis Duncan, WR Ernest Givins, QB Warren Moon and RB Lorenzo White. The inclusion of Jeffires, Givins and Duncan represents the first time ever that

HISTORICAL HIGHLIGHTS

three receivers from the same team have been designated as Pro Bowlers. **December 20** – Shortly after their exciting, come-from-behind 17-14 win at Cleveland, the Oilers learn that they have clinched a playoff berth for the sixth straight season. That represents the longest current post-season streak in the NFL.

December 27 – As Houston routs Buffalo 27-3 in the regular season finale, WR Haywood Jeffires catches six passes to finish with 90 receptions. He thus leads the AFC in that category for the third straight season, becoming only the second player since the 1970 AFL-NFL merger to accomplish that feat.

1993

January 3 – The Oilers lose a 41-38 OT decision at Buffalo in an AFC Wild Card playoff game. QB Warren Moon completes 36 of 50 passes for 371 yards and four first-half touchdowns.

January 29 – The Oilers name Buddy Ryan as the team's defensive coordinator.

July 2 – NFL Commissioner Paul Tagliabue rules in a dispute between the Oilers and Washington. Tagliabue completes a trade which sends Washington LB Wilber Marshall to Houston in exchange for the Oilers' third-round draft choice in 1994 and their fifth-round selection in 1995.

November 21 – RB Gary Brown explodes for 194 rushing yards to lead Houston to its fifth consecutive win, a 27-20 victory at Cleveland. Brown's rushing total is the highest by any AFC back in three years and the most by an Oiler in 13 years. His back-to-back running sum of 360 yards is also the team's best in 13 seasons. Brown becomes the first NFL back in ten years to gain over 100 yards in his first two career starts.

November 28 – In the Oilers' 23-3 Astrodome victory over the Steelers, WR Ernest Givins passes Drew Hill's 480 catches to become Houston's all-time leading receiver.

December 5 – As Houston captures its seventh straight win with a 33-17 home decision over Atlanta, the Oilers' defense forces seven turnovers (including a team record-tying six interceptions) for its highest such total in 16 years.

December 14 – Oilers DT Jeff Alm commits suicide following the death of his best friend in a traffic accident. The Oilers hold a memorial service for their teammate the following day.

December 19 – The Oilers clinch their second outright AFC Central Division championship with a 26-17 win over the Steelers at Three Rivers Stadium. Houston thus cements a playoff berth for the seventh consecutive season, the longest current streak in the NFL. The Oilers also become just the second team since the 1970 AFL-NFL merger to go undefeated within the AFC's Central Division (also 1975 Steelers). Against Pittsburgh, PK Al Del Greco surpasses the team record of 115 points in a single season.

December 28 – G Mike Munchak establishes an Oiler record by being named to the Pro Bowl for the ninth time (Elvin Bethea had eight appearances).

1994

January 2 – The Oilers close the regular season with their club record 11th consecutive win, a 24-0 shutout of the Jets in the Astrodome. The winning streak is the longest in the NFL in nine years as the Oilers become just the fifth team in league history to close a season with 11 straight victories. The Oilers also set a franchise record with 12 wins for the season and go undefeated in both November and December for just the third time ever. Amazingly, RB Gary Brown finished with 1,002 yards in just eight starts.

January 27 – The Oilers promote Assistant General Manager Floyd Reese to the position of Executive Vice-President/General Manager. Reese succeeds Mike Holovak, who assumes the title of Vice-President/Player Personnel and Scouting.

February 9 – Houston names Jeff Fisher as its new Defensive Coordinator, replacing Buddy Ryan, who left the Oilers to become General Manager/Head Coach of the Arizona Cardinals.

April 13 – The Minnesota Vikings announce that they have reached an agreement to acquire QB Warren Moon from the Oilers in exchange for draft choices.

August 15 – The Oilers defeat the Dallas Cowboys 6-0 before 112,376 fans at Azteca Stadium in Mexico City. The in-house attendance is the largest ever for an NFL game.

September 4 – WR Ernest Givins becomes Oilers' all-time receiving yardage leader, surpassing Drew Hill's mark of 7,477. Givins would end the

season with 7,935 yards on 542 career receptions.

November 6 – G Mike Munchak, who announced his retirement on July 21, 1994 to join the Oilers under the title of Assistant to Football Operations, is honored by Oiler Owner/President K.S. "Bud" Adams, Jr., by having his No. 63 jersey retired at halftime ceremonies of Oilers-Steelers game.

November 14 – After a 1-9 start, Head Coach Jack Pardee and Assistant Head Coach/Offense Kevin Gilbride are relieved of their duties. Jeff Fisher is elevated to title of Head Coach/Defensive Coordinator.

December 24 – Houston closes out season with 24-10 victory over the N.Y. Jets for Fisher's first win as a head coach.

1995

January 5 – Oilers announce that Jeff Fisher will remain as head coach, officially becoming the 15th head coach in franchise history.

January 17 – As his first hire, Fisher brings in Jerry Rhome under the title of Offensive Coordinator.

March 3 – The Oilers jump into the free-agent pool and sign the NFL's all-time leading kickoff returner, Mel Gray. Gray joins the Oilers after successful stints with the Detroit Lions and New Orleans Saints.

March 7 – The team announces five-year contract with KHTV/Channel 39 to broadcast Oilers' preseason games. The pact reunites the team and KHTV, which carried Oilers preseason action in '89.

March 23 – Houston lures in one of the most coveted unrestricted free agents by signing C Mark Stepnoski from the Dallas Cowboys.

March 28 – The Oilers sign veteran QB Chris Chandler from the Rams.

April 22 – With the third overall choice in the draft, Houston selects Alcorn State QB Steve McNair.

July 25 – QB Steve McNair signs contract at press conference held at Oilers' training camp.

August 11 – Tennessee newspaper reports that Nashville Mayor Phil Bredesen is meeting with Oiler officials. Nashville is willing to build new stadium if it will attract a professional team. K.S. "Bud" Adams, Jr. and Bredesen execute an agreement that gives the City of Nashville a 70-day exclusive negotiating period with the Houston Oilers to build a stadium and relocate the team.

August 19 – Oilers-Chargers preseason game is canceled by NFL after field is deemed unplayable for safety reasons.

September 3 – The Oilers travel to Jacksonville and defeat the Jaguars 10-3 in the expansion team's inaugural game.

September 24 – QB Chris Chandler connects on 23 of 26 passes for 352 yards and four touchdowns, leading Oilers to a 38-28 win over the Bengals at Riverfront Stadium. Chandler's 88.46 completion percentage misses the NFL record by one completion. Chandler, who hooked up with rookie WR Chris Sanders on touchdown passes of 58 and 46 yards, is named AFC Offensive Player of the Week.

November 2 – Oilers' long-time equipment assistant Bill "Mojo" Lackey passes away after a massive stroke.

November 5 – Oilers win 37-10 over Browns and dedicate game to "Mojo" and his family. The win marks the Oilers' largest margin of victory at Cleveland since a 40-10 decision on Oct. 12, 1975.

November 12 – K.S. "Bud" Adams, Jr. and the Oilers announce the establishment of the Bill "Mojo" Lackey Memorial Award, which would be given to the player, coach or front office staff member that best exemplifies the qualities of the former equipment assistant. A \$10,000 check is given to the winner to be awarded to charity in his or her name.

November 16 – K.S. "Bud" Adams, Jr. and Nashville Mayor Phil Bredesen sign a relocation agreement to move the Oilers to Tennessee.

December 14 – G Bruce Matthews, S Blaine Bishop, CB Darryll Lewis and C Mark Stepnoski are selected to the Pro Bowl. Matthews sets the Oiler mark for consecutive selections with his eighth consecutive Pro Bowl honor.

December 17 – Paul "Hoss" Noska, equipment assistant, is honored with the first Bill "Mojo" Lackey Memorial Award.

1996

March 26 – Oilers sign veteran WR Willie Davis from the Kansas City Chiefs.

April 20 – After trading down in the first round (from 9th to 17th) to acquire extra picks from Oakland, General Manager Floyd Reese and Head Coach



McNAIR AND GEORGE

First round draft picks in consecutive years, QB Steve McNair (drafted in 1995) and RB Eddie George (drafted in 1996) became the centerpieces of a team that advanced to the playoffs in four of five years (1999, 2000, 2002, 2003). From 1997, McNair's first season as a starter, until Eddie George's final season as a Titan in 2003, the two combined to pull the franchise to new heights, including the team's first Super Bowl appearance (XXXIV).

The duo started in the same backfield 107 times during their seven seasons together and posted a 67-40 record (.626 winning percentage) in those games, and 5-4 in postseason. The 2003 season would be memorable for both as McNair was named Co-MVP of the NFL, becoming only the franchise's second player to garner the honor (Campbell in 1979) and George became the franchise's all-time leading rusher, passing Earl Campbell and becoming only the 17th running back to reach 10,000 career rushing yards.

Each player personified toughness with legendary stories told of McNair returning from injuries to lead his team to victory and George never missing a start in his eight year franchise career - 128 games - which represented the most consecutive starts in NFL history for a running back to start a career.

On June 12, 2019, Titans controlling owner Amy Adams Strunk announced that McNair's No. 9 jersey and George's No. 27 jersey would be retired by the club.

Jeff Fisher execute a trade with the Seattle Seahawks to move back up to the 14th spot in the 1996 draft to select Heisman Trophy winner Eddie George from Ohio State. Sent to the Seahawks in the trade was DT Glenn Montgomery.

April 30 – The National Football League approves the team's relocation to Nashville in a special owners' meeting held in Atlanta, Ga.

May 3 – Adding more weapons to the offense, the Oilers agree to terms with RB Ronnie Harmon from the San Diego Chargers.

May 7 – Voters of Davidson County in Nashville, Tenn., overwhelmingly approve a referendum held to decide on the use of public funding for a new downtown stadium.

October 20 – With a 22-yard field goal, K Al Del Greco sets the club record for most career field goals, surpassing K Tony Zendejas (117).

October 27 – Del Greco kicks the longest field goal in team history with a 56-yarder at the end of the first half versus the 49ers.

November 17 – In a clash with the Miami Dolphins, G Bruce Matthews becomes the Oilers' all-time leader in games played with his 211th contest, breaking Elvin Bethea's mark of 210. Matthews would go on to also set the team marks for most consecutive games played and started.

December 12 – G Bruce Matthews, S Blaine Bishop, C Mark Stepanoski and ST player John Henry Mills are selected to the Pro Bowl. Matthews extends the Oiler mark for consecutive selections (9) and ties G Mike Munchak for most overall selections (9).

December 15 – Oilers play their final game in Houston with a 21-13 loss to the Cincinnati Bengals in the Astrodome.

December 22 – RB Eddie George finishes the 1996 season with 1,368 yards rushing en route to Rookie of the Year accolades. In addition, George's ground totals were only 82 yards shy of RB Earl Campbell's rookie record of 1,450. On this day, George would also help the Oilers to a 24-21 win over the Baltimore Ravens for a franchise-best 6-2 road record.

1997

January 1 – The team promotes linebackers coach Gregg Williams to defensive coordinator.

January 3 – After relieving Jerry Rhome of his duties, the Oilers make wide receivers coach Les Steckel the team's offensive coordinator/quarterbacks

coach.

February 24 – Oilers trade QB Chris Chandler to the Atlanta Falcons for two 1997 draft choices (4th and 6th).

May 3 – City of Nashville holds ground-breaking ceremonies for the team's downtown stadium.

May 8 – After formulating an agreement earlier with Harris County (Houston), K.S. "Bud" Adams, Jr. and Astrodome USA owner Drayton McLane, Jr. reach a settlement for the final year of Oilers' lease at the Astrodome. Under appointed mediator Alice Oliver Parrott, the two sides clear the biggest step in the team's ability to play games in Tennessee for the 1997 season.

June 5 – Oilers reach agreement with Memphis Sports Authority, clearing the way for the team to play its games in the Liberty Bowl.

June 12 – Oilers hold press conference in Nashville to formally announce the club's intention to play the 1997 season in Tennessee, and introduce an inaugural patch and logo which merges the Oilers traditional "Oil derrick" with the Tennessee state flag.

July 18 – Oilers players report to Tennessee State University for their first training camp in the state of Tennessee. Also, Oilers sign DE Kenny Holmes, 1997 first-round selection, to a four-year contract.

July 19 – Oilers sign GM Floyd Reese to a four-year extension running through 2001 season.

August 2 – Oilers play first preseason game of 1997 season at Liberty Bowl in Memphis, falling to the New Orleans Saints 21-12.

August 9 – Oilers play their first ever game at Vanderbilt Stadium, an 18-12 preseason loss to Washington.

August 15 – Oilers move into their temporary training facility in Bellevue.

August 23 – Oilers promote Don MacLachlan to Executive Vice President of Marketing, Broadcasting, and Ticketing.

August 27 – Oilers sign free agent SS Blaine Bishop.

August 31 – Oilers open their inaugural season in the state of Tennessee with a 24-21 overtime win over the Oakland Raiders at Liberty Bowl. RB Eddie George ties Billy Cannon's franchise record for rushing yards in a game with 216 yards on 35 carries. With the game-winning field goal in overtime, K Al Del Greco becomes the Oilers all-time points leader, surpassing George Blanda's total of 596 points.

October 27 – In their first-ever trip to Arizona, the Oilers defeat the Cardinals 41-14.

November 27 – Oilers defeat Dallas 27-14 on Thanksgiving Day in front of a national-television audience. It marked the first regular season game in Texas for the Oilers since their move to Tennessee.

December 11 – G Bruce Matthews, RB Eddie George, and SS Blaine Bishop are selected to the Pro Bowl. Matthews extends the mark for consecutive selections (10) and surpasses G Mike Munchak for most overall selections (9).

December 14 – Oilers fall to the Baltimore Ravens 21-19 in the final game at Baltimore's Memorial Stadium. It marked the second time the Oilers closed the stadium, because on Dec. 18, 1983, the Oilers played at the Baltimore Colts in what would be their final game in Baltimore.

December 21 – Oilers close their inaugural season in Tennessee with an 8-8 record after a 16-6 win over Pittsburgh in Memphis.

1998

February 14 – Oilers agree to terms with free agent WR Yancey Thigpen from Pittsburgh.

February 19 – Oilers agree to terms with free agent P/K Craig Hentrich from Green Bay.

February 24 – Oilers reach agreement with Shelby County Sports Authority and Memphis Park Commission to be released from the final year of their lease at the Liberty Bowl.

March 4 – Oilers and Vanderbilt University reach tentative agreement for the Oilers to play at Vanderbilt Stadium for the 1998 season.

March 11 – Oilers agree to terms with free agent TE Jackie Harris from Tampa Bay.

April 16 – A tornado rips through Nashville, damaging three cranes and 10 portable trailers at the Oilers East Bank Stadium construction site.

April 18 – In the franchise's first draft as the Tennessee Oilers, the club selects WR Kevin Dyson from Utah with its first-round selection (16th



HOUSTON OILERS TO TENNESSEE TITANS

After trying unsuccessfully for many years to construct a deal with the city of Houston for a new football or multi-use stadium, Oilers owner K.S. "Bud" Adams, Jr. decided that moving his franchise to another city might be the only solution left to keep the team financially competitive. In the spring of 1995, research was completed and several cities were identified as desirable for relocation and at the top of the list was Nashville, Tenn.

In the summer of 1995, Adams contacted Nashville's mayor, Phil Bredesen, to see if the city would be interested in having the team relocate to the region. A 70-day exclusive negotiating period was agreed to and in November the two had signed a relocation agreement that would bring the Oilers to Nashville. In April of 1996, the NFL approved the team's relocation and on May 7th, the voters of Davidson County approved a referendum on using public funding for the new downtown stadium.

Dec. 15, 1996 would mark the Oilers final home game at the Astrodome in Houston – a 21-13 loss to Cincinnati in front of 15,131 fans. In May of 1997, the team reached a settlement with the Astrodome that let them escape the final year of the contract and allowing the team to play the 1997 season in Tennessee.

With the new stadium in Nashville still two years from completion, the team decided to play at Memphis' Liberty Bowl until the stadium was complete. The Tennessee Oilers opened their inaugural season in the state of Tennessee with a 24-21 overtime win over the Oakland Raiders at the Liberty Bowl in front only 30,000 fans.

The Oilers struggled with low attendance throughout the 1997 season and by March of 1998, the Oilers reached an agreement to play the 1998 season at Vanderbilt Stadium in Nashville. Crowds at Vanderbilt Stadium were an improvement from the previous year, but the team could only muster a 3-5 home mark. During the 1998 season, Adams announced the Oilers name would be retired and the team would be renamed the Titans as they entered their new stadium for the 1999 season.

In April of 1999, the team unveiled their new Titans uniforms and in August the team played its first game at Nissan Stadium (named Adelphia Coliseum at the time). The 1999 season ended with the franchise's first Super Bowl berth in the team's 40-year history. A total of 20 players endured the entire odyssey of playing in Houston in 1996, Memphis in 1997, Vanderbilt in 1998 and LP Field in 1999.



Bud Adams presents Nashville Mayor Phil Bredesen with an official team jersey.

overall) in the NFL Draft.

April 23 – Oilers finalize deal to play at Vanderbilt Stadium for the 1998 season.

May 15 – Oilers finalize deal to acquire land in MetroCenter for a permanent practice facility to be finished in the summer of 1999.

May 28 – Oilers reach agreement with Tennessee State University to hold the Oilers 1998 Training Camp on TSU's campus. It marks the first time in club history that the Oilers have had consecutive training camps outside the state of Texas.

July 29 – Owner K.S. "Bud" Adams, Jr., listens to the Tennessee fans and announces that he will change the name of the team. An advisory council is later formed to research names and a "Guess the Name" contest is introduced to fans to gain additional feedback.

Oct. 18 – Oilers win first home game in Nashville, a 44-14 victory over Cincinnati.

Oct. 29 – Former Oiler and nine-time Pro Bowl Guard Mike Munchak is announced among 76 nominees for the Pro Football Hall of Fame.

Sept. 12 – Oilers play first regular season home game in Nashville vs. San Diego Chargers.

Nov. 4 – First Oilers coach, Lou Rymkus, passes away at 78.

Nov. 14 – Oilers owner K.S. "Bud" Adams, Jr., announces that the Oilers will become the "Tennessee Titans" beginning in 1999. "We wanted a new nickname to reflect strength, leadership and other heroic qualities," Adams said.

Dec. 22 – Oilers owner K.S. "Bud" Adams, Jr., unveils new Tennessee Titans logo and colors, featuring the fire of the Titans and exemplifying power, strength, knowledge and excellence. "I feel we have developed a logo that fans throughout the state of Tennessee and around the country will embrace for years to come," Adams said.

Dec. 26 – Oilers era comes to end against Minnesota Vikings.

1999

January 1 – G Bruce Matthews and P Craig Hentrich earn All-Pro honors.

February 8 – G Bruce Matthews, P Craig Hentrich, RB Eddie George & TE Frank Wycheck represent AFC in Pro Bowl.

February 26 – Steve Walters (WR's) and Jim Washburn (DL) added to coaching staff.

April 13 – Titans unveil new uniforms and helmets before packed crowd at the new stadium.

April 17 – Titans make Florida DE Jevon Kearse their first selection in the 1999 NFL Draft.

May 3 – Veteran players tour stadium and practice facility. Mr. Adams presents pair of tickets to each stadium worker in appreciation of their hard work.

May 3 – George Henshaw promoted to Assistant Head Coach/Running game. Jim Schwartz added to staff as Defensive Assistant/Quality Control Coach.

May 8 – Final auditions determine first ever Titans cheerleading squad.

May 13 – 11-time Pro Bowl offensive lineman Bruce Matthews re-signs with team.

May 14 – Stadium lights turned on for 100-hour test.

May 17 – Titans announce that 1999 training camp will be held at Baptist



Eddie George, Frank Wycheck, Craig Hentrich and Blaine Bishop model the Titans' new uniforms in 1999.

HOME SWEET HOME

The newly-named Tennessee Titans opened their new stadium, Adelphia Coliseum (eventually to be named Nissan Stadium) with the regular season opener on Sept. 12, 1999 against the Cincinnati Bengals. The back and forth game would end with the Titans hanging on for a 36-35 win. The win would start a historic streak of 12 consecutive wins to open the new stadium. The 12 consecutive wins were the most in the modern era for a new stadium (Texas Stadium, 9 wins in 1971) and one short of the all-time record by the Buffalo Americans in 1920. The Titans first loss in their new home would come against the Baltimore Ravens on Nov. 12, 2000. The winning streak actually began in the spring of 1998, when a devastating tornado ripped through Nashville, but only gave a glancing blow to the under construction stadium and sparing it from destruction.

Sports Park in Bellevue.

May 18 – Stadium sod is laid down.

July 8 – Adelphia Coliseum name and logo are unveiled at a downtown ceremony.

July 23 – Titans name former Minnesota Senior Vice President Jeff Diamond President and Chief Operating Officer, and agree to terms with former Pittsburgh Pro Bowl quarterback Neil O'Donnell.

July 27 – The Titans sign their first-round draft selection, Florida DE Jevon Kearse, to a multi-year contract.

August 15 – The Tennessee franchise plays its first preseason game under the name Titans, a 22-20 loss at Kansas City. The game is the first in franchise history played in a uniform other than the Oilers.

August 27 – Titans defeat Atlanta, 17-3, in the first preseason game at Adelphia Coliseum.

September 2 – Owner K.S. "Bud" Adams, Jr. and his wife, Nancy, announce the creation of the Tennessee Titans Foundation, an organization established to serve the charitable interests of the state of Tennessee by providing financial support and other resources to non-profit organizations, enriching and strengthening communities throughout the state. Adams donates \$500,000 to start the foundation.



Faith Hill sings at inaugural game of the new stadium.

September 5 – Cornerback Darryll Lewis, the team leader in interceptions in each of the past five seasons, is released.

September 12 – Al Del Greco kicks a 33-yard field goal to lift the Titans to a 36-35 win over Cincinnati in the first regular season game and victory at Adelphia Coliseum. The win, in front of 65,272 fans, is the team's first as the Titans, and quarterback Steve McNair passes for a career-high 341 yards in the victory.

September 26 – The team wins its first road contest as the Titans, a 20-19 victory at Jacksonville sealed by a Samari Rolle interception in the end zone with under a minute remaining.

October 31 – Steve McNair returns after missing five games because of a back injury to lead the Titans to defeat the previously-unbeaten St. Louis Rams, 24-21 at Adelphia Coliseum. McNair is named Miller Lite NFL Player of the Week for his performance in the victory.

December 19 - Tennessee clinches the franchise's first playoff berth since 1993 with a 30-17 win over Atlanta at Adelphia Coliseum.

December 22 – G Bruce Matthews, RB Eddie George, DE Jevon Kearse and TE Frank Wycheck are named to the AFC team for the Pro Bowl. Matthews extends his franchise records for consecutive and overall selections (12), and Kearse becomes the first rookie defensive end

selected to the Pro Bowl in AFC history and the first in the NFL since 1978. **December 26** – Tennessee defeats Jacksonville for the fourth consecutive time, a 41-14 victory in which Steve McNair throws five touchdown passes. McNair earns his first AFC Offensive Player of the Week and his second Miller Lite NFL Player of the Week honor this season for his efforts. The win completes the first unbeaten home regular season in club history.

2000

January 8 – In a play known as the "Music City Miracle," Kevin Dyson returns a Frank Wycheck lateral on a kickoff return 75 yards for a touchdown, lifting the Titans to a 22-16 victory in the AFC Wild Card playoff game over the Buffalo Bills. The improbable play, which occurred with just 16 seconds remaining in the game, gives the franchise its first playoff win in Tennessee in addition to its first since 1993.



Kevin Dyson races down the sideline in the Music City Miracle.

January 16 – Eddie George rushes for 162 yards, including a 68-yard touchdown run, as the Titans defeat the Indianapolis Colts, 19-16, in an AFC Divisional Playoff game at the RCA Dome.

January 23 – The Titans beat Jacksonville for the third time of the season and fifth consecutive time, using 23 second-half points en route to a 33-14 win at Alltel Stadium in Jacksonville. Steve McNair runs for two touchdowns and Derrick Mason returns a kickoff 80 yards in the win. The win sends Tennessee to its first Super Bowl in franchise history and its first AFC/AFL Championship since 1961.

January 30 – The Titans fall short in their quest to win Super Bowl XXXIV, as Kevin Dyson is stopped one yard short of the end zone on the final play of the game in a 23-16 St. Louis Rams victory.



The Titans battle the Rams at Super Bowl XXXIV in Atlanta.

February 16 – The Titans sign unrestricted free agents LB Randall Godfrey (Dallas) and T Fred Miller (St. Louis).

March 7 – Mike Heimerdinger is named offensive coordinator, replacing Les Steckel.

March 13 – Craig Johnson (quality control/offense) and Ronnie Vinklerak (quality control/defense) are added to the coaching staff, while Jim Schwartz is promoted to linebackers coach.

June 15 – The Titans extend the contract of Head Coach Jeff Fisher and expand his title to Executive Vice President.

July 19 – The Titans extend the contract of RB Eddie George.

August 14 – The Titans host Monday Night Football for the first time since moving to Tennessee. A sell-out crowd of 68,072 at Adelphia Coliseum watch the Titans defeat St. Louis, 30-3, in a preseason Super Bowl XXXIV rematch.

October 16 – The Titans host their first regular season Monday Night Football game at Adelphia Coliseum, a 27-13 victory over the Jacksonville Jaguars.

November 12 – Tennessee's NFL record of 12 consecutive victories to

HISTORICAL HIGHLIGHTS

open a new stadium ends in a 24-23 loss to the Baltimore Ravens.

December 14 – S Blaine Bishop, RB Eddie George, T Brad Hopkins, DE Jevon Kearse, KR Derrick Mason, G Bruce Matthews, CB Samari Rolle and TE Frank Wycheck are named to the AFC team for the Pro Bowl. QB Steve McNair is added as an alternate, giving the Titans nine players on the Pro Bowl roster, the most for the franchise since nine players were selected in 1992.

December 17 – At Cleveland, Bruce Matthews passes brother Clay on NFL games played list at 279 games. Both are honored in pre-game ceremony.

December 25 – The Titans clinch the AFC Central Division Championship with a 31-0 victory against the Dallas Cowboys, earning a 13-3 record for the second-consecutive season and home-field advantage throughout the playoffs. The defensive unit finishes the season ranked first overall in the NFL.

2001

January 7 – Baltimore defeats the Titans, 24-10, in an AFC Divisional Playoff game at Adelphia Coliseum.

February 1 – Defensive coordinator Gregg Williams is hired as head coach of the Buffalo Bills.

February 2 – Jim Schwartz is promoted to defensive coordinator.

February 6 – Gunther Cunningham, former Kansas City Chiefs head coach, is named assistant head coach defense/linebackers.

March 2 – The Titans re-sign unrestricted free agent WR/KR Derrick Mason, who set an NFL record in 2000 with 2,690 all-purpose yards.

March 7 – The Titans agree to terms with unrestricted free agent K Joe Nedney from the Carolina Panthers.

March 28 – The Titans agree to trade their first pick (29th overall) in the 2001 NFL Draft to the St. Louis Rams for defensive end Kevin Carter.

May 22 – The NFL announces its plans to realign divisions beginning in 2002, placing the Titans in the new AFC South with the Jacksonville Jaguars, Indianapolis Colts and expansion Houston Texans.

August 4 – Mike Munchak, Titans offensive line coach and former Houston Oilers guard, is inducted in the Pro Football Hall of Fame after being selected for enshrinement on Jan. 27.

September 25 – Former Nashville Kats (Arena Football League) Head Coach Pat Sperduto is hired as director of arena football league operations.

October 7 – Starting at center in Baltimore, Bruce Matthews plays in his 283rd NFL game and surpasses Jim Marshall for first place on league's all-time list for games played among non-kickers.

December 30 – Eddie George records a season-high 130 yards rushing against Cleveland, marking the 30th 100-yard game of his career. Additionally, George becomes the first RB in franchise history to post 200 career pass receptions.

2002

January 2 – Bruce Matthews is named to his 14th consecutive Pro Bowl, tying him with Merlin Olsen for the most Pro Bowl selections in league history. Jevon Kearse also is selected for the third consecutive year.

April 5 – The team begins its fifth annual Tennessee Titans Caravan. With 16 players plus staff participating, Titans Caravan V goes on to make 64 stops, including 27 schools, in Tennessee, Kentucky and Alabama over a two-week period.

April 20 – The Titans select DT Albert Haynesworth with their first pick (15th overall) in the 2002 NFL Draft.

April 30 – Titans owner K.S. "Bud" Adams announces that he has purchased an expansion Arena Football League team that will begin play in Nashville in 2004. The team will keep the name of the previous AFL team that played in Nashville, the Nashville Kats.

May 15 – The Titans reach an agreement with Citadel Communications to move the Titans' flagship radio station to Nashville's 103 WKDF (103.3 FM).

June 4 – The Titans reach a tentative agreement with Adelphia Business Solutions to have Adelphia's name removed from the coliseum, pending court approval.

July 15 – Offensive lineman Bruce Matthews officially announces his NFL retirement from the offices of Titans owner K.S. "Bud" Adams, Jr., in Houston, Texas

December 1 – RB Eddie George becomes franchise's all-time leading rusher, passing Earl Campbell, in victory at New York Giants.

December 8 – Former Titans/Oilers offensive lineman Bruce Matthews is inducted into Titans' Hall of Fame and has his jersey retired during special halftime ceremony during Colts game.

December 22 – Titans clinch inaugural AFC South Division with 28-10 victory at Jacksonville.

December 29 – Titans go undefeated in inaugural AFC South division with 13-3 victory at Houston, securing a first-round bye in playoffs. The Titans become NFL's third team to advance to playoffs after starting their season 1-4.

2003

January 1 – QB Steve McNair finishes third in league MVP voting behind Rich Gannon and Brett Favre.

January 11 – Titans defeat Steelers 34-31 in bruising AFC Divisional Playoff Game.

January 19 – Titans play in franchise's fourth AFC Championship Game, but fall short at Oakland, 41-24.

January 25 – Former Houston Oilers DE Elvin Bethea named to the Pro Football Hall of Fame's 2003 class.

February 3 – Head coach Jeff Fisher coaches the AFC to a 45-20 victory in Pro Bowl.

February 7 – Titans president Jeff Diamond signs a new one-year contract.

June 25 – Head coach Jeff Fisher agrees to terms on a long-term contract extension.

December 7 – Frank Wycheck becomes the fourth tight end in NFL history to record 500 career receptions in Tennessee's 29-27 loss at home to Indianapolis.

December 7 – WR Derrick Mason catches six passes for 64 yards at home vs. Indianapolis to record his third consecutive 1,000-yard receiving season.

December 18 – The NFL announces that four Titans are going to the 2004 Pro Bowl – QB Steve McNair (named the starter), along with LB Keith Bulluck, WR Derrick Mason, and P Craig Hentrich. OT Brad Hopkins would later be named to the Pro Bowl as a reserve.

December 21 – QB Steve McNair leads a miraculous comeback at Houston, throwing the game-winning touchdown to Drew Bennett with 17 seconds left in Tennessee's 27-24 victory on the road. In the process, McNair surpasses 3,000 passing yards for the season, joining Warren Moon as only the second QB in franchise history to do so four times.

December 28 – Recently re-signed QB Neil O'Donnell starts following injuries to Steve McNair and Billy Volek. He threw for 232 yards and a pair of touchdowns in Tennessee's season-ending 33-13 victory over the defending Super Bowl Champion Tampa Bay Buccaneers. It marked O'Donnell's last NFL game as he would announce his retirement following the season. Eddie George becomes the 17th running back in NFL history to record 10,000 rushing yards in the team's victory over the Bucs. George rushes for 87 yards to push him over the 1,000-yard rushing mark for the seventh time in his eight NFL seasons. It marked the final regular season game and the final home game for George as a Titan.

2004

January 2 – QB Steve McNair named NFL's co-MVP along with Colts QB Peyton Manning. Each player receives 16 votes from a national panel of 50 journalists.

January 3 – Titans defeat Ravens 20-17 in AFC Wild Card Playoff Game in Baltimore.

January 10 – Titans fall at New England in AFC Divisional Playoff Game, the coldest playoff game in franchise history (four



Joe Nedney's field goal beats Steelers.



Steve McNair is named NFL co-MVP at the conclusion of the 2003 season.

HISTORICAL HIGHLIGHTS



Eddie George salutes the fans following his final home game as a Titan.

degrees, minus 10 wind chill).

January 11 – K Gary Anderson, the NFL's all-time leading scorer (2,346 points), announces his retirement after 22 seasons.

January 20 – Titans owner K.S. "Bud" Adams re-assumes team president role after Jeff Diamond's contract expires.

January 23 – TE Frank Wycheck announces his retirement from the NFL after 11 seasons in the league.

April 24 – Titans select a league-high 13 players in the 2004 NFL Draft, including three players in the second round (the team traded its first-round pick) – TE Ben Troupe, DE Travis LaBoy and DE Antwan Odom.

July 22 – Titans release RB Eddie George.

September 11 – The Titans season opener at Miami is played on Saturday instead of Sunday due to impending Hurricane Ivan. Titans running back Chris Brown rushes for 100 yards in his first NFL start en route to the team's 17-7 victory.

October 11 – On Monday Night Football, Steve McNair quarterbacks the Titans to a 48-27 victory over Green Bay to give him 71 career wins as a starter, surpassing Warren Moon's previous franchise record of 70 victories. The 48 points set a Lambeau Field record for a visiting team. Also in the game, running back Chris Brown carries 27 times for 148 yards and two touchdowns, joining Stump Mitchell (St. Louis Cardinals) and Don Calhoun (New England Patriots) to become the third player in NFL history to gain 100 or more rushing yards in four of his first five NFL starts.

December 13 – Running back Chris Brown totals 91 yards against Kansas City to become the franchise's eighth player to eclipse 1,000 season rushing yards. He finishes the season with 1,067 yards on 220 carries.

December 19 – Titans quarterback Billy Volek becomes fourth quarterback in NFL history to pass for 400 or more yards in two consecutive games after passing for 426 yards against Kansas City (12/13) and 492 yards at Oakland (12/19). The 918-yard total is the second-best two-game total in NFL history behind Phil Simms' record of 945 yards (1985).

2005

January 28 – The Arena Football League's Nashville Kats begin play under owner K.S. "Bud" Adams, Jr., winning 47-38 at the Columbus Destroyers.

February 9 – University of Southern California assistant Norm Chow is hired as Titans offensive coordinator after a 32-year career in college football.

February 21 – Titans part ways with six veterans – K Joe Nedney, DE Kevin Carter, CB Samari Rolle, RB/FB Robert Holcombe, T Fred Miller and WR Derrick Mason – due to salary cap concerns.

April 23 – Titans select West Virginia cornerback Adam "Pacman" Jones with the sixth overall pick in the 2005 NFL Draft.

May 6 – Titans owner K.S. "Bud" Adams, Jr. pledges \$600,000 over three years for scholarship program that provides money for college for one student-athlete from every high school in Tennessee.

September 6 – Through his foundation, quarterback Steve McNair organizes a relief drive for victims of Hurricane Katrina. Titans fans respond in droves, arriving at LP Field to fill over 20 tractor trailers worth of goods to be sent to the Gulf Coast region.

September 18 – Titans General Manager Floyd Reese becomes the first GM in team history to record 100 wins as the Titans defeat the Ravens by

a score of 25-10.

October 9 – Head Coach Jeff Fisher becomes the 34th coach in NFL history and the first in franchise history to notch 100 wins as the Titans win at Houston by a score of 34-20. Also in the game, quarterback Steve McNair became the 49th player in NFL history and second player in franchise history to reach 25,000 career passing yards.

2006

February 12 – Titans defensive end Kyle Vanden Bosch plays in his first career Pro Bowl. In his first season with the Titans, Vanden Bosch finished fourth in the NFL with 12.5 sacks, the most by a team member since 1999.

February 24 – K.S. "Bud" Adams, Jr. is inducted into the Tennessee Sports Hall of Fame.

March 13-15 – After a delay to the start of the NFL year due to collective bargaining talks between the league and the NFL Players Association, the Titans strike quickly in the initial days of free agency. They agree to terms with four veteran unrestricted free agents – linebacker David Thornton (Indianapolis), wide receiver David Givens (New England), center Kevin Mawae (N.Y. Jets) and safety Chris Hope (Pittsburgh) – within a three day span.

April 29 – Titans select quarterback Vince Young out of the University of Texas with the third overall pick in the 2006 NFL Draft.

June 6 – Titans and Louisiana Pacific Corporation reach an agreement on a new naming rights sponsorship that calls for the team's home stadium to be named LP Field. LP obtains the naming rights for 10 years.

June 9 – Titans trade quarterback Steve McNair to the Baltimore Ravens in exchange for a fourth-round draft choice in 2007.

June 14 – Offensive tackle Brad Hopkins announces his retirement from the NFL. Hopkins retires after playing in 194 games, the third-most in franchise history at the time (Matthews, Bethea). His 188 starts were the second-most in team history for an offensive lineman (Matthews).

July 29 – Titans sign first-round pick, QB Vince Young.

August 26 – Steve Underwood promoted to Senior Executive Vice President/Chief Operating Officer.

August 5 – Former Houston Oilers QB Warren Moon is inducted into the Pro Football Hall of Fame.

November 26 – Trailing 21-0 entering the fourth quarter, Vince Young leads the Titans to 24 unanswered points, posting the largest comeback by a rookie QB in NFL history. Rob Bironas' 49-yard field goal caps the stunning victory over the Giants at LP Field.

December 3 – Rob Bironas kicks franchise-long 60-yard field goal to beat the Colts, 20-17, at LP Field. The 60-yarder tied Steve Cox and Morten Andersen for the fourth-longest field goal in NFL history.

December 10 – Vince Young returns to his hometown and runs for a 39-yard touchdown in overtime to defeat the Texans, 26-20, at Reliant Stadium.

December 31 – Titans exercise 2007 option on head coach Jeff Fisher's contract.

2007

January 3 – Vince Young named the Associated Press Offensive Rookie of the Year.

January 5 – After 13 seasons at the helm, Floyd Reese resigns as general manager of the Titans.

February 1 – Vince Young named Diet Pepsi NFL Rookie of the Year.

February 3 – Former offensive lineman Bruce Matthews becomes the first franchise player that wore the Titans uniform to be voted into the Pro Football Hall of Fame.

February 10 – Vince Young becomes the first rookie quarterback in NFL history to play in the Pro Bowl.

February 12 – Titans name former Oilers safety Mike Reinfeldt the team's new General Manager.

February 28 – Vincent Marino hired from NFL office as Senior Director of Football Administration.

April 10 – NFL suspends Adam "Pacman" Jones for 2007 season.

April 28 – Titans select Texas DB Michael Griffin with the 19th overall pick in the NFL Draft.

August 4 – Bruce Matthews inducted into Pro Football Hall of Fame.



HISTORICAL HIGHLIGHTS

August 4 – NFL Commissioner Roger Goodell visits Titans training camp.
September 24 – Keith Bulluck intercepts a career-high three passes as the Titans cruise to a 31-14 victory at New Orleans on Monday Night Football.
October 21 – Rob Bironas kicks an NFL-record eight field goals, including a game-winning 29-yarder, as the Titans defeat the Houston Texans 38-36 at Reliant Stadium.
December 30 – Titans win last three regular season games, including a 16-10 victory at Indianapolis in the season finale to clinch the AFC's final playoff spot and the team's first postseason berth since 2003.

2008

January 6 – Vince Young becomes the youngest quarterback in franchise history to start in playoffs as the Titans fall 17-6 at San Diego in an AFC Wild Card game.
January 15 – Titans release offensive coordinator Norm Chow of his duties.
January 17 – Titans hire Mike Heimerdinger as offensive coordinator.
February 10 – Albert Haynesworth, Kyle Vanden Bosch and Rob Bironas play in Pro Bowl.
February 20 – Titans use franchise tag on DT Albert Haynesworth.
March 6 – Titans sign former Eagles DE Jevon Kearse as unrestricted free agent.
March 27 – Veteran guard Benji Olson announces retirement after 10 NFL seasons.
April 5 – Titans unveil new logo to celebrate team's 10th anniversary.
April 17 – Titans hold press conference honoring retirement of former franchise QB Steve McNair.
April 26 – Titans select East Carolina RB Chris Johnson with first pick (24th overall) in NFL Draft.
April 26 – Titans trade CB Pacman Jones to Dallas Cowboys for fourth-round draft pick and additional considerations (resulted in 4th-round pick in 2009 from Titans to Cowboys).
July 25 – The Titans reach a one-year contract agreement with franchised free agent defensive tackle Albert Haynesworth.
September 7 – On the same day Titans owner K.S. "Bud" Adams, Jr. is added to the Titans/Oilers Hall of Fame, he unveils a Titans/Oilers Ring of Honor at LP Field during the season opener against Jacksonville. The initial members of the Ring of Honor include Adams, Elvin Bethea, George Blanda, Earl Campbell, Mike Holovak, Ken Houston, Mike Munchak, Jim Norton, Warren Moon and Bruce Matthews.
September 21 – Cornerback Cortland Finnegan sets a club record with a 99-yard INT return for a TD in a win against the Houston Texans.
September 28 – A 30-17 victory over the Minnesota Vikings at LP Field gives the Titans four consecutive wins to open the season for the first time in franchise history.
October 19 – In a 34-10 victory at Kansas City, the Titans set a franchise rushing record with 332 rushing yards, including 168 yards by Chris Johnson and 149 yards by LenDale White.
October 27 – At halftime of a Monday night game against the Colts at LP Field, the Titans induct Steve McNair, Eddie George and Frank Wycheck to the Titans/Oilers Hall of Fame and the Ring of Honor.
November 2 – On a day in which the Titans win in overtime against the Green Bay Packers, the club celebrates its 100th consecutive sellout at LP Field, including every preseason, regular season and playoff game from the time the stadium opened in 1999.
November 16 – With a 24-14 win at Jacksonville, the Titans win their 10th consecutive game to open the 2008 season and their 13th consecutive regular season game dating back to the last three regular season games of 2007.
November 27 – At Detroit on Thanksgiving, the Titans defeat the Lions 47-10, the team's seventh-highest margin of victory of all-time and Detroit's highest margin of defeat on Thanksgiving.



Jevon Kearse celebrates the Titans' 10-0 start in 2008.

December 7 – The Titans clinch the AFC South title with a 28-9 victory over the Cleveland Browns at LP Field. It is the ninth division crown in club history.

December 16 – Six Titans are selected to the Pro Bowl – center Kevin Mawae, left tackle Michael Roos, running back Chris Johnson, defensive tackle Albert Haynesworth, safety Chris Hope and cornerback Cortland Finnegan. Additionally, quarterback Kerry Collins and safety Michael Griffin are named to the roster at a later date as alternates.

December 31 – The Titans defeat the Pittsburgh Steelers 31-14 to secure home-field advantage throughout the AFC Playoffs and tie the franchise record for most regular season wins (13).

2009

February 1 – Nancy Adams, co-owner, vice chairman of the board and wife of K.S. "Bud" Adams, Jr., passes away in Houston at the age of 84.

February 12 – Chuck Cecil is elevated from secondary coach to defensive coordinator, replacing Jim Schwartz, who was hired as head coach by the Detroit Lions.

April 1 – The Titans unveil a new logo to celebrate the club's 50th season, incorporating the Oilers' oil derrick logo with the fireball logo and the number 50.

March 2 – The Titans sign unrestricted free agent wide receiver Nate Washington from the Pittsburgh Steelers.

April 25 – The Titans select Rutgers WR Kenny Britt with the 24th overall selection in the 2009 NFL Draft, the first of 11 Titans draft choices.

July 4 – Former Titans quarterback Steve McNair is shot and killed in Nashville.

July 8-9 – The Titans open LP Field to the public for fans to pay their respects to Steve McNair. On July 9, a memorial service is held at Mt. Zion Baptist Church in Whites Creek, Tenn.

July 11 – After a funeral service at Reed Green Coliseum in Hattiesburg, Miss., Steve McNair's body is laid to rest at Griffith Cemetery, approximately 20 miles from his home in Mt. Olive, Miss.

August 3 – The Titans celebrate the 50th anniversary (Aug. 3, 1959) of K.S. "Bud" Adams, Jr.'s announcement of Houston's entry in the American Football League.

August 6 – The Titans announce that they will wear a "9" helmet sticker during the season to honor the late Steve McNair. The sticker appears on the back of the helmet and remains in place throughout the entire 2009 season.

August 9 – In a 21-18 Hall of Fame Game victory over the Buffalo Bills in Canton, Ohio, the Titans debut their 50th anniversary "legacy" uniforms. They wear the uniforms a total of four times in 2009.

October 18 – The Titans suffer the worst loss in franchise history at New England, losing 59-0 in their sixth consecutive loss to open the season. After a bye the next week, they win five consecutive games and finish at 8-8, becoming the only team in NFL history to win more than six games after starting the season at 0-6.

November 1 – At LP Field, Chris Johnson rushes for 228 yards in a victory over the Jacksonville Jaguars to set a new franchise single-game rushing record.

November 29 – Quarterback Vince Young leads a 99-yard drive in the final minutes of a game against the Arizona Cardinals to give the Titans a 20-17 win at LP Field. Young connects with rookie wide receiver Kenny Britt on a 10-yard touchdown pass as time expires.

2010

January 3 – With a 134-yard rushing performance in the season finale at Seattle, running back Chris Johnson becomes the sixth player in NFL history to reach 2,000 rushing yards in a season. Totalling 2,006 yards on 358 carries, he joined Eric Dickerson, Jamal Lewis, Barry Sanders, Terrell Davis and O.J. Simpson as the only players to accomplish the feat. He also set a new team single-season rushing record (Earl Campbell), and he became the NFL's new single-season leader in total yards from scrimmage (2,509), surpassing Marshall Faulk's former record. The Titans defeat the Seahawks 17-13.

January 13 – Running back Chris Johnson is named Associated Press NFL Offensive Player of the Year.



HISTORICAL HIGHLIGHTS



Johnson poses with offensive players and coaches after becoming just the sixth player in NFL history to reach 2,000 yards rushing in a season.

February 18 – The Titans' all-time leading punter, Craig Hentrich, announces his NFL retirement.

April 22 – The Titans select Georgia Tech defensive end Derrick Morgan with the 16th overall pick in the NFL Draft.

October 24 – The Titans open the season with a 5-2 start after defeating the Philadelphia Eagles 37-19. Wide receiver Kenny Britt amasses the fifth-most receiving yards in franchise history with 225 yards on a career-high seven receptions with three touchdowns.

November 21 – Marc Mariani returns a punt 87 yards for a touchdown against Washington becoming just the second Titans/Oilers player to record a punt return and a kickoff return for touchdowns in the same regular season.

2011

January 21 – The Titans release defensive coordinator Chuck Cecil of his duties.

January 28 – The Titans and head coach Jeff Fisher agree to part ways.

February 7 – The Titans name Mike Munchak the 16th head coach in franchise history.

February 8 – The Titans release offensive coordinator Mike Heimerdinger of his duties.

February 12 – The Titans hire Jerry Gray as defensive coordinator.

February 15 – The Titans hire Chris Palmer as offensive coordinator.

March 4 – The Collective Bargaining Agreement between the NFL and the Players Association expires.

March 11 – NFL players are locked out of team facilities due to the collective bargaining stalemate between the clubs and NFL Players Association.

April 28 – The Titans select Washington quarterback Jake Locker with the eighth overall pick in the NFL Draft.

July 25 – The lockout ends after a new CBA is reached.

July 28 – The Titans terminate quarterback Vince Young's contract.

July 29 – On the day players report to training camp, the Titans sign unrestricted free agent quarterback Matt Hasselbeck. In total, within a week of the lockout ending, the Titans sign contracts with nine draft choices, 14 rookie free agents, three restricted free agents and eight unrestricted free agents.

September 1 – The Titans and Chris Johnson agree to terms on a new, multi-year contract, ending the running back's holdout.

September 18 – Mike Munchak notches his first victory as a head coach as the Titans defeat the Baltimore Ravens 26-13 at LP Field.

October 19 – The Titans and Nashville Mayor Karl Dean announce proposed renovation plans for LP Field, including much larger and sharper video screens, a greatly enhanced sound system, elevators to provide service for upper deck seat holders, and general improvements to LP Field infrastructure. The team announces that the improvements would not require new revenues, but instead will be covered by user fees already being collected.

December 7 – Metro Council approves a bond issuance of up to \$28 million to finance renovations at LP Field.

2012

January 1 – With a 23-22 victory in the season finale at Houston, the franchise records its 400th all-time win in the regular season and playoffs, all under the ownership of K.S. "Bud" Adams, Jr. In the victory, Matt Hasselbeck eclipses 3,500 passing yards on the season and Nate Washington reaches the 1,000-yard receiving mark. Additionally, Chris Johnson records 1,000 rushing yards for the fourth consecutive season.

January 18 – The Titans elevate Mike Reinfeldt to senior executive vice president/chief operating officer and Ruston Webster to executive vice president/general manager. Lake Dawson is promoted to vice president of player personnel.

February 4 – Titans Owner K.S. "Bud" Adams, Jr. is named the first winner of the NFL's Salute To Service Award. Adams is recognized at the NFL Honors event for his outstanding efforts in supporting U.S. service members and veterans.

March 5 – The Titans use the franchise tag on safety Michael Griffin, who was scheduled to become an unrestricted free agent on March 13.

April 26 – The Titans select Baylor wide receiver Kendall Wright with the 20th overall pick in the 2012 NFL Draft.

June 19 – The Titans reach an agreement with franchise player Michael Griffin on a long-term contract.

July 30 – Wide receiver O.J. Murdock is found dead in Tampa, Fla., of a self-inflicted wound.

August 3 – Former Titans linebacker Keith Bulluck announces his retirement from the NFL during a press conference at Baptist Sports Park.

September 23 – In a 44-41 overtime victory over the Detroit Lions, the Titans become the first team in NFL history to score five touchdowns of 60 yards or longer in a game, reaching the end zone on a punt return by Tommie Campbell, a kickoff return by Darius Reynaud, a fumble return by Alterraun Verner and touchdown receptions by Jared Cook and Nate Washington. Locker passes for 378 yards in his first career win as a starter.

November 26 – The Titans dismiss offensive coordinator Chris Palmer and name quarterbacks coach Dowell Loggains as the new offensive coordinator.

December 17 – In a 14-10 victory over the New York Jets on *Monday Night Football*, Chris Johnson sets a franchise record with a 94-yard touchdown run.

December 30 – The Titans defeat the Jacksonville Jaguars 38-20 and become the first team in NFL history with two punt return touchdowns (both by Darius Reynaud) and two interception return touchdowns (both by Zach Brown) in the same game. They also become only the second team in NFL history with four total return touchdowns in a game.

December 31 – Mike Reinfeldt is dismissed as senior executive vice president/chief operating officer.

2013

February 2 – Former Oilers defensive tackle Curley Culp is selected for enshrinement in the Pro Football Hall of Fame.

March 14 – The Titans sign tight end Delanie Walker as an unrestricted free agent from the San Francisco 49ers.

April 1 – Former Oilers head coach Jack Pardee passes away.

July 11 – Titans team headquarters is renamed Saint Thomas Sports Park after Saint Thomas Hospital announces it is renaming its Baptist Hospital properties.

October 18 – Former Oilers head coach Bum Phillips passes away.

October 21 – At his home in Houston, Titans Founder, Owner, Chairman of the Board, President and CEO K.S. "Bud" Adams, Jr. passes away from natural causes at the age of 90. Called a "pioneer and innovator" by NFL Commissioner Roger Goodell upon his death, Adams was in his 54th year leading the organization.

October 28 – K.S. "Bud" Adams, Jr. is entombed at Forest Park Westheimer Cemetery in Houston.

October 29 – The Titans announce Tommy Smith will be team president and chief executive officer; Susie Adams Smith and Amy Adams Hunt will serve as co-chairpersons; and Kenneth Adams IV will join the Titans board as a director.



HISTORICAL HIGHLIGHTS

2014

January 4 – The Titans and head coach Mike Munchak agree to part ways.

January 13 – San Diego Chargers offensive coordinator and former Arizona Cardinals head coach Ken Whisenhunt is hired as the 17th head coach in Titans/Oilers history.

April 4 – The Titans release running back Chris Johnson.

May 8 – The Titans select Michigan tackle Taylor Lewan with the 11th overall pick in the 2014 NFL Draft.

2015

March 20 – President and CEO Tommy Smith announces he is retiring from that role. The Titans begin the search process for a new team CEO/president and install Steve Underwood as interim president.

April 30 – The Titans select Oregon quarterback Marcus Mariota with the second overall pick in the 2015 NFL Draft.

June 25 – The Titans and Nissan announce a 20-year agreement to rename the team's home venue Nissan Stadium.

September 1 – Following a bout with cancer, 85-year-old Titans scout C.O. Brocato dies. Brocato spent 40 years with the organization after joining the club in 1975.

September 13 – Quarterback Marcus Mariota makes his regular season debut, completing 13 of 15 passes for 209 yards with four touchdowns and no interceptions (158.3 passer rating). He becomes the second rookie in NFL history to throw four touchdown passes in a season opener, joining Fran Tarkenton (1961).

November 3 – The Titans relieve head coach Ken Whisenhunt of his duties and name assistant head coach/tight ends Mike Mularkey as interim head coach for the remainder of the season.

2016

January 4 – The Titans relieve general manager Ruston Webster of his duties. Steve Underwood is named as the team's president and chief executive officer on a permanent basis, with the interim tag removed from his title.

January 14 – The Titans hire Tampa Bay Buccaneers director of player personnel Jon Robinson as general manager.

January 16 – Mike Mularkey is named as the 18th head coach in franchise history, taking over the role after serving the final nine games of 2015 as the interim head coach.

April 14 – Two weeks prior to the 2016 NFL Draft, the Titans trade the first overall pick to the Los Angeles Rams. The Titans also deal a fourth-round pick and a sixth-round pick in the deal. In exchange, the Titans receive a first-round pick (15th overall), a pair of second-round picks and a third-round pick in 2016, plus the Rams' 2017 first- and third-rounders.

December 20 – Running back DeMarco Murray, tight end Delanie Walker, tackle Taylor Lewan, outside linebacker Brian Orakpo and defensive tackle Jurrell Casey are named to the Pro Bowl, giving the Titans five or more Pro Bowl selections for the first time since 2008.

2017

January 5 – Jon Robinson is promoted to executive vice president/general manager.

April 27 – The Titans select wide receiver Corey Davis (fifth overall) and cornerback Adoree' Jackson (18th overall) in the first round of the 2017 NFL Draft, marking the first time the team makes two picks in the first round since 1987.

December 19 – Defensive tackle Jurrell Casey, punter Brett Kern and tackle Taylor Lewan are named to the Pro Bowl. Safety Kevin Byard, special teamer Brynden Trawick and tight end Delanie Walker are later named to the squad, giving the Titans five or more Pro Bowl selections in consecutive seasons.

December 31 – The Titans clinch their 22nd playoff berth in franchise history with a 15-10 victory over the Jacksonville Jaguars in the regular season finale at Nissan Stadium.

2018

January 6 – The Titans open the NFL postseason with a 22-21 win over the Kansas City Chiefs at Arrowhead Stadium, giving the franchise its first



Controlling owner Amy Adams Strunk, along with current and former Titans players, unveiled the team's new uniforms on April 4, 2018.

postseason win since Jan. 3, 2004. After the Titans trailed 21-3 at the start of the second half, their victory tied for the second-largest comeback by a road team in NFL playoff history.

January 15 – The Titans and head coach Mike Mularkey agree to part ways.

January 20 – Houston Texans defensive coordinator Mike Vrabel is hired as the 19th head coach in Titans/Oilers history.

February 3 – Former Oilers outside linebacker Robert Brazile is elected to the Pro Football Hall of Fame (inducted Aug. 4, 2018).

April 4 – In downtown Nashville, the Titans unveil new uniforms in front of an estimated audience of 15,000-20,000 fans. The event marked the first significant uniform alterations for the club since 1999.

May 23 – In Atlanta at the annual Spring League Meeting, the NFL announces that the 2019 NFL Draft will take place in Nashville.

September 9 – The Titans and Dolphins open the 2018 season with a seven-hour, 10-minute contest, the longest NFL game since the 1970 merger. The game features two separate lightning delays that totaled three hours and 59 minutes.

October 21 – The Titans travel to London to face the Los Angeles Chargers at Wembley Stadium. The contest marks the franchise's first regular season game at an overseas location.

December 6 – Running back Derrick Henry sets a franchise record with 238 rushing yards and ties a franchise mark with four rushing touchdowns, including an NFL-record-tying 99-yard rushing score against Jacksonville.

December 20 – Defensive tackle Jurrell Casey, punter Brett Kern and tackle Taylor Lewan are named to the Pro Bowl.

2019

February 2 – Former Titans center Kevin Mawae is elected to the Pro Football Hall of Fame (inducted Aug. 3, 2019).

April 25-27 – The 2019 NFL Draft is held in downtown Nashville. Nashville shatters a draft record with more than 600,000 fans attending during the three-day event and sets another draft record with more than 47.5 million television viewers. For the city of Nashville, the event generated a record \$133 million in direct spending, a 79 percent increase over the previous draft in Dallas (\$74 million). The economic impact was another record-breaker at \$224 million, also a 79 percent increase over the \$125 million in 2018.

April 25 – The Titans select Mississippi State defensive lineman Jeffery Simmons with the 19th overall pick in the first round of the 2019 NFL Draft.

June 12 – Titans controlling owner Amy Adams Strunk announces that the franchise will retire Steve McNair's No. 9 jersey and Eddie George's No. 27 jersey.

July 30 – Titans controlling owner Amy Adams Strunk announces \$450,000 in grant funding to 10 local non-profit organizations in the spaces of education, African American history and culture, social justice, diversionary and re-entry programs, immigrant outreach and domestic violence and sexual assault. The National Museum of African American Music and the NAACP Freedom Fund each receive \$100,000 grants.



HISTORICAL HIGHLIGHTS



The 2019 NFL Draft was held in downtown Nashville.

September 15 – During a halftime ceremony in a game against the Indianapolis Colts, the Titans retire Steve McNair’s No. 9 jersey and Eddie George’s No. 27 jersey.

November 13 – The Titans announce plans to begin a 60,000-square-foot expansion of Saint Thomas Sports Park, nearly doubling the footprint of the team’s headquarters in Nashville.

December 13 – The Titans hold a groundbreaking ceremony for the expansion of Saint Thomas Sports Park. Controlling owner Amy Adams Strunk is joined by Tennessee Governor Bill Lee and U.S. Senators Lamar Alexander and Marsha Blackburn.

December 29 – The Titans conclude the 2019 season with a 35-14 victory at Houston. They finish the regular season 9-7 and clinch a wild card playoff berth. Derrick Henry rushes for 211 yards (fifth-most in franchise history) and three touchdowns, and in the process, he captures the 2019 NFL rushing title with 1,540 rushing yards. A.J. Brown’s 124 yards in the game make him the franchise’s third 1,000-yard rookie receiver (Bill Groman and Ernest Givins).

2020

January 4 – The Titans defeat the New England Patriots 20-13 in a wild card game. Derrick Henry rushes for 182 yards to set a new franchise postseason record.



January 11 – The Titans defeat the Baltimore Ravens 28-12 in a divisional playoff game. Derrick Henry rushes for 195 yards to establish a franchise postseason record for the second consecutive week.

January 19 – The Titans play at Kansas City in their first AFC Championship Game since Jan. 19, 2003. Their playoff run comes to an end with a 35-24 loss to the Chiefs.

March 4 – The Titans Foundation and controlling owner Amy Adams Strunk announce a donation of \$1 million to The Community Foundation of Middle Tennessee following the devastation of an EF-3 tornado that swept through

the region on the night of March 2-3. The NFL Foundation also contributes \$250,000. On March 6, Titans players and staff members volunteer with the cleanup and relief effort in Nashville.

March 15 – A new collective bargaining between the NFL and NFL Players Association is ratified. The agreement runs through the 2030 season.

March 15 – The Titans announce a multi-year contract extension with quarterback Ryan Tannehill.

March 16 – The NFL announces the postponement of all in-person offseason programs in response to the coronavirus pandemic. Teams are later given the option of conducting virtual offseason programs but are prohibited from gathering at team facilities for the duration of the offseason.

March 16 – The Titans place the franchise tag on running back Derrick Henry and later come to terms on a long-term contract agreement.

April 23 – The 2020 NFL Draft is held in a virtual setting with all team personnel and draftees at their own homes due to the COVID-19 pandemic.

May 8 – The Titans elevate Burke Nihill to team president/CEO after Steve Underwood announces his retirement from a full-time role.

June 11 – Titans controlling owner Amy Adams Strunk adds her voice and the voice of the organization to support the peaceful protests calling for equality and denouncing racism in the wake of the death of George Floyd. “Hearts, minds and institutions need to change throughout our country,” she says. “Those who face racism need to be heard, and more importantly, understood by those who haven’t listened before ... Hearing our players and coaches speak over the last two weeks has been constructive to this vital discussion. I support our players using peaceful protests and their platforms to advance us as a nation. I would encourage those who haven’t thought about these issues before to understand the pain, anger and frustration of the black community. Black lives matter. We should all agree on that.”

July 25 - The NFL cancels all 2020 preseason contests and modifies all team’s training camps because of safety protocols involving the COVID-19 pandemic. However, the 2020 regular season starts as scheduled.

October 13 - The Titans defeat the Buffalo Bills 42-16 at Nissan Stadium in the NFL’s second Tuesday game since 1946. Positive COVID-19 test results force the Titans to close their headquarters on Tuesday, Sept. 29, and reschedule their game with the Pittsburgh Steelers. The facility does not reopen until Saturday, Oct. 10. Following just three days of in-person activities, the Titans take the field against the previously unbeaten Bills and win convincingly. At the time of the Bills game, the Titans had eight players on their reserve/COVID-19 lists, including five from their active/inactive roster. At the outbreak’s peak, there were a total of 14 players on the reserve/COVID-19 lists.

December 18 - The Titans and the City of Nashville announce that they are engaged in formal discussions regarding the future of Nissan Stadium. The discussions aim to secure the Titans’ future in Nashville and facilitate the creation of a new Nashville neighborhood surrounding the facility.

2021

January 3 - The Titans clinch the AFC South division crown with a 41-38 victory over the Houston Texans after practice squad call-up kicker Sam Sloman bounces a 37-yard field goal attempt off the right upright and through as time expires in regulation. It gives the Titans their first AFC South championship since 2008. In the victory, Derrick Henry captures his



HISTORICAL HIGHLIGHTS

second consecutive NFL rushing title after posting a franchise-record 250 rushing yards. He accumulates 2,027 rushing yards on the 2020 season, making him just the eighth player in NFL history to reach the 2,000-yard rushing mark.

February 6 – Running back Derrick Henry is named Associated Press NFL Offensive Player of the Year.

June 6 – The Titans acquire wide receiver Julio Jones in a trade with the Atlanta Falcons. The Titans send a 2022 second-round pick and a conditional 2023 fourth-round selection to Atlanta in exchange for Jones and a 2023 sixth-round pick.

September 26 - The Titans induct former Oilers coach O.A. "Bum" Phillips into the franchise's Ring of Honor. Phillips was the personification of the 'Luv Ya Blue Era' as the head coach of the Oilers for six seasons (1975-80). Upon leaving the organization, he owned a .608 winning percentage (59-38), the best at that time by any Oilers head coach with at least two full seasons.

November 21 - The Titans induct former head coach Jeff Fisher and former general manager Floyd Reese into the franchise's Ring of Honor. Fisher is the winningest coach in franchise history, amassing 147 wins from 1994-2010 and the team's only Super Bowl appearance following the 1999 season. Reese had a 21-year run (1986-2006) with the Oilers/Titans as a coach and executive and is the winningest general manager in franchise history.

2022

January 2 - The Titans defeat the Miami Dolphins 34-3 at Nissan Stadium, clinching their second consecutive AFC South division title. It marks the organization's first back-to-back division titles since the Oilers won the AFL Eastern division each season from 1960 to 1962.

January 9 - The Titans finish the 2021 regular season with a 28-25 victory at Houston and in the process earned the No. 1 seed in the AFC playoffs for the first time since 2008. The Titans set an NFL record for a non-strike year by using 91 total players in 2021.

February 10 - Mike Vrabel is named the Associated Press NFL Coach of the Year, becoming the franchise's first head coach to accomplish the feat. He also earned NFL Coach of the Year honors from the Pro Football Writers of America, Sporting News, 101 Awards and the NFL on FOX Awards.

April 28 - During the first round of the 2022 NFL Draft, the Titans trade wide receiver A.J. Brown to the Philadelphia Eagles in exchange for a first-round pick (18th overall) and a third-round pick (101st overall).

October 18 - Former Titans tight end Delanie Walker announces his retirement at Nissan Stadium. He finishes his career as a three-time Pro Bowl selection (2015-17), four-time captain and two-time Walter Payton NFL Man of the Year nominee (2013, 2015).

October 20 - At Tennessee State University, the Titans announce a new community benefits platform with 16 local and regional organizations. The ONE Community platform includes multi-faceted programs to reach many of Nashville's most underserved communities with a focus on three areas: Opportunity, Neighborhoods and Education.

October 30 - At Houston, running back Derrick Henry rushes for 219 yards and two touchdowns, giving him 75 total career touchdowns to break Eddie George's franchise record (74).

December 6 - The Titans part ways with general manager Jon Robinson. Vice president of player personnel Ryan Cowden will lead the player personnel department for the remainder of the 2022 season.

2023

January 18 - Former San Francisco 49ers director of player personnel Ran Carthon is hired as the 14th general manager in franchise history.

January 31 - The Titans announce that a monofilament, synthetic turf playing surface will be installed at Nissan Stadium, citing a review of both injury data and the growth patterns of natural grass in the region leading to the decision.

February 24 - The Titans and Nashville Mayor John Cooper submit an agreement for approval by the Nashville Metro Council to build a new, enclosed stadium on Nashville's East Bank.

April 11 - The Titans announce a multi-year contract extension with defensive tackle Jeffery Simmons.



Rendering of the new, enclosed stadium in Nashville that is expected to open in 2027.

April 26 - The Titans receive final approval from the Metropolitan Nashville Council with a 26-12 vote to move forward with plans to build a new, enclosed stadium set on Nashville's East Bank. The stadium agreement includes a new 30-year lease and non-relocation pact between the Titans and the Nashville Sports Authority. The terms remove the previous obligation of Nashville's General Fund to maintain and upgrade the stadium and return 66 acres of land to the City of Nashville previously restricted by parking lots through 2039. The team will contribute nearly \$48 million over the life of the lease to the Nashville Needs Impact Fund, a fund directed by the Metro Council to support city needs such as public education, public transit, affordable housing, and several other areas. The new stadium, estimated at 1.75 million square feet with a seating capacity of approximately 60,000, is anticipated to bring in year-round major events; will host Tennessee State University home football games, extending the long-standing partnership between TSU and the Titans; and include a 12,000 square foot community space to host classes for local schools, job trainings, and other community events. The Titans are responsible for \$840 million of stadium funding and any cost overruns. The State of Tennessee will contribute \$500 million, and the remaining \$760 million of the \$2.1 billion budget will come from revenue bonds issued by the Metro Sports Authority to be repaid through a one-percent increase in Davidson County's hotel occupancy tax, in-stadium sales tax, 50 percent of sales tax from future development of the stadium's campus, rent paid by the team, and a pre-existing ticket tax of three dollars per ticket sold that will carry over to the new building. The stadium budget includes stadium-related infrastructure required to open the building.

June 1 - Titans all-time leading punter Brett Kern announces his NFL retirement at Ascension Saint Thomas Sports Park. At the time of his retirement, he ranks as the franchise's all-time career leader in punts (923), gross punting average (45.9 yards), net punting average (40.8) and punts placed inside the 20 (373), and his 197 career games played with the team ranks third in club history behind Bruce Matthews (296) and Elvin Bethea (210).

October 23 - Safety Kevin Byard is traded to the Philadelphia Eagles.

October 29 - Rookie quarterback Will Levis makes his Titans debut and first career start against the Atlanta Falcons. He completes 19 of 29 passes for 238 yards with four touchdowns for a 130.5 passer rating. He becomes the third player in NFL history to record four touchdown passes in his NFL debut, joining Minnesota's Fran Tarkenton and the Titans' Marcus Mariota.

November 17 - The Titans and Nissan announce a naming rights partnership for the team's new stadium.

2024

January 7 – Derrick Henry rushes for 153 yards and a touchdown on 19 carries in a season-ending victory over the Jaguars. It was his final performance with the Titans before signing with the Baltimore Ravens as an unrestricted free agent on March 13, 2024.

January 9 – The Titans relieve head coach Mike Vrabel of his duties.

January 24 – Cincinnati Bengals offensive coordinator Brian Callahan is hired as the 20th head coach in Titans/Oilers history.



HOME/AWAY WIN-LOSS RECORDS

Year	REGULAR SEASON HOME RECORD			Pct.
	W	L	T	
1960	6	1	0	.857
1961	6	1	0	.857
1962	6	1	0	.857
1963	4	3	0	.571
1964	3	4	0	.429
1965	3	4	0	.429
1966	3	4	0	.429
1967	5	2	0	.714
1968	3	4	0	.429
1969	4	2	1	.643
1970	1	6	0	.143
1971	3	3	1	.500
1972	1	6	0	.143
1973	0	7	0	.000
1974	3	4	0	.429
1975	5	2	0	.714
1976	3	4	0	.429
1977	5	2	0	.714
1978	5	3	0	.625
1979	6	2	0	.750
1980	6	2	0	.750
1981	5	3	0	.625
1982	1	4	0	.200
1983	2	6	0	.250
1984	2	6	0	.250
1985	4	4	0	.500
1986	4	4	0	.500
1987	5	2	0	.714
1988	7	1	0	.875
1989	6	2	0	.750
1990	6	2	0	.750
1991	7	1	0	.875
1992	5	3	0	.625
1993	7	1	0	.875
1994	2	6	0	.250
1995	3	5	0	.375
1996	2	6	0	.250
1997	6	2	0	.750
1998	3	5	0	.375
1999	8	0	0	1.000
2000	7	1	0	.875
2001	3	5	0	.375
2002	6	2	0	.750
2003	7	1	0	.875
2004	2	6	0	.250
2005	3	5	0	.375
2006	4	4	0	.500
2007	5	3	0	.625
2008	7	1	0	.875
2009	5	3	0	.625
2010	3	5	0	.375
2011	5	3	0	.625
2012	4	4	0	.500
2013	3	5	0	.375
2014	1	7	0	.125
2015	1	7	0	.125
2016	5	3	0	.625
2017	6	2	0	.750
2018	6	2	0	.750
2019	4	4	0	.500
2020	5	3	0	.625
2021	7	2	0	.778
2022	3	5	0	.375
2023	5	4	0	.556
Totals:	273	217	2	.557

Year	REGULAR SEASON ROAD RECORD			Pct.
	W	L	T	
1960	4	3	0	.571
1961	4	2	1	.643
1962	5	2	0	.714
1963	2	5	0	.286
1964	1	6	0	.143
1965	1	6	0	.143
1966	0	7	0	.000
1967	4	2	1	.643
1968	4	3	0	.571
1969	2	4	1	.357
1970	2	4	1	.357
1971	1	6	0	.143
1972	0	7	0	.000
1973	1	6	0	.143
1974	4	3	0	.571
1975	5	2	0	.714
1976	2	5	0	.286
1977	3	4	0	.429
1978	5	3	0	.625
1979	5	3	0	.625
1980	5	3	0	.625
1981	2	6	0	.250
1982	0	4	0	.000
1983	0	8	0	.000
1984	1	7	0	.125
1985	1	7	0	.125
1986	1	7	0	.125
1987	4	4	0	.500
1988	3	5	0	.375
1989	3	5	0	.375
1990	3	5	0	.375
1991	4	4	0	.500
1992	5	3	0	.625
1993	5	3	0	.625
1994	0	8	0	.000
1995	4	4	0	.500
1996	6	2	0	.750
1997	2	6	0	.250
1998	5	3	0	.625
1999	5	3	0	.625
2000	6	2	0	.750
2001	4	4	0	.500
2002	5	3	0	.625
2003	5	3	0	.635
2004	3	5	0	.375
2005	1	7	0	.125
2006	4	4	0	.500
2007	5	3	0	.625
2008	6	2	0	.750
2009	3	5	0	.375
2010	3	5	0	.375
2011	4	4	0	.500
2012	2	6	0	.250
2013	4	4	0	.500
2014	1	7	0	.125
2015	2	6	0	.250
2016	4	4	0	.500
2017	3	5	0	.375
2018	3	5	0	.375
2019	5	3	0	.625
2020	6	2	0	.750
2021	5	3	0	.625
2022	4	5	0	.444
2023	1	7	0	.125
Totals:	203	284	4	.418

ALL-TIME FRANCHISE TOTALS (REGULAR SEASON ONLY)

	W	L	T	Pct.
Totals:	476	501	6	.487



MONTH-BY-MONTH WIN-LOSS RECORDS

YEAR	AUG.	SEPT.	OCT.	NOV.	DEC.	JAN.	TOTAL
1960	0-0	2-1	3-1	3-1	2-1	0-0	10-4
1961	0-0	1-1	2-2-1	4-0	3-0	0-0	10-3-1
1962	0-0	2-1	2-2	4-0	3-0	0-0	11-3
1963	0-0	2-2	3-1	1-2	0-3	0-0	6-8
1964	0-0	2-1	0-4	0-5	2-0	0-0	4-10
1965	0-0	2-1	2-2	0-4	0-3	0-0	4-10
1966	0-0	2-2	1-3	0-3	0-3	0-0	3-11
1967	0-0	1-2	3-0-1	2-1	3-1	0-0	9-4-1
1968	0-0	1-3	2-2	2-2	2-0	0-0	7-7
1969	0-0	2-1	2-2	1-2-2	1-1	0-0	6-6-2
1970	0-0	1-1	1-2-1	1-4	0-3	0-0	3-10-1
1971	0-0	0-2	1-3-1	0-4	3-0	0-0	4-9-1
1972	0-0	0-2	1-4	0-4	0-3	0-0	1-13
1973	0-0	0-3	0-4	1-3	0-3	0-0	1-13
1974	0-0	1-2	1-3	3-1	2-1	0-0	7-7
1975	0-0	2-0	3-1	2-3	3-0	0-0	10-4
1976	0-0	2-1	2-2	1-4	0-2	0-0	5-9
1977	0-0	2-0	1-4	3-1	2-1	0-0	8-6
1978	0-0	2-2	3-2	4-0	1-2	0-0	10-6
1979	0-0	4-1	2-2	4-0	1-2	0-0	11-5
1980	0-0	3-1	2-2	3-2	3-0	0-0	11-5
1981	0-0	2-2	2-2	1-4	2-1	0-0	7-9
1982	0-0	1-1	0-0	0-2	0-4	0-1	1-8
1983	0-0	0-4	0-5	1-3	1-2	0-0	2-14
1984	0-0	0-5	0-4	2-2	1-2	0-0	3-13
1985	0-0	1-3	2-2	2-2	0-4	0-0	5-11
1986	0-0	1-3	0-4	2-3	2-1	0-0	5-11
1987	0-0	1-1	3-1	2-3	3-1	0-0	9-6
1988	0-0	3-1	3-2	3-1	1-2	0-0	10-6
1989	0-0	1-2	3-2	3-1	2-2	0-0	9-7
1990	0-0	2-2	2-2	2-1	3-2	0-0	9-7
1991	0-0	3-1	4-0	2-2	2-2	0-0	11-5
1992	0-0	3-1	2-1	2-3	3-1	0-0	10-6
1993	0-0	1-3	2-1	4-0	4-0	1-0	12-4
1994	0-0	1-3	0-4	0-4	1-3	0-0	2-14
1995	0-0	2-2	1-3	2-2	2-2	0-0	7-9
1996	0-0	2-2	3-1	1-3	2-2	0-0	8-8
1997	1-0	0-3	3-1	3-2	1-2	0-0	8-8
1998	0-0	1-3	2-1	3-2	2-2	0-0	8-8
1999	0-0	3-0	3-1	3-1	3-1	1-0	13-3
2000	0-0	2-1	5-0	2-2	4-0	0-0	13-3
2001	0-0	0-2	2-2	2-2	3-2	0-1	7-9
2002	0-0	1-3	2-1	3-1	5-0	0-0	11-5
2003	0-0	3-1	3-1	3-0	3-2	0-0	12-4
2004	0-0	1-2	2-3	1-2	0-4	1-0	5-11
2005	0-0	1-2	1-4	1-2	1-3	0-1	4-12
2006	0-0	0-3	2-2	2-2	4-1	0-0	8-8
2007	0-0	2-1	3-1	1-3	4-1	0-0	10-6
2008	0-0	4-0	3-0	4-1	2-2	0-0	13-3
2009	0-0	0-3	0-3	5-0	2-2	1-0	8-8
2010	0-0	2-1	3-2	0-3	1-3	0-1	6-10
2011	0-0	2-1	2-2	2-2	2-2	1-0	9-7
2012	0-0	1-3	2-2	1-2	2-3	0-0	6-10
2013	0-0	3-1	0-3	2-2	2-3	0-0	7-9
2014	0-0	1-3	1-3	0-4	0-4	0-0	2-14
2015	0-0	1-2	0-3	1-4	1-3	0-1	3-13
2016	0-0	1-2	3-2	2-2	2-1	1-0	9-7
2017	0-0	2-1	2-2	3-1	2-3	0-0	9-7
2018	0-0	3-1	0-3	2-2	4-1	0-0	9-7
2019	0-0	2-2	2-2	2-1	3-2	0-0	9-7
2020	0-0	3-0	2-1	3-2	2-2	1-0	11-5
2021	0-0	2-1	4-1	2-2	2-1	2-0	12-5
2022	0-0	1-2	4-0	2-2	0-5	0-1	7-10
2023	0-0	1-2	2-2	1-3	1-4	1-0	6-11
TOTALS	1-0	101-112	122-130-4	124-134-2	118-119	10-6	476-501-6



SITUATIONAL REGULAR SEASON WIN-LOSS RECORD

VS. AFL TEAMS

Total: 70-66-4
Home: 44-26-1
Away: 26-40-3

VS. AFC TEAMS (1970-PRESENT)

Total: 300-334-1
Home: 176-141-0
Away: 124-193-1

VS. AFC SOUTH TEAMS

Total: 64-68-0
Home: 35-31-0
Away: 29-37-0

VS. AFC NORTH TEAMS (2002-PRESENT)

Total: 20-26-0
Home: 11-12-0
Away: 9-14-0

VS. AFC CENTRAL TEAMS (1970-2001)

Total: 100-110-0
Home: 55-51-0
Away: 45-59-0

VS. AFC EAST TEAMS

Total: 57-62-0
Home: 34-21-0
Away: 23-41-0

VS. AFC WEST TEAMS

Total: 59-68-1
Home: 41-26-0
Away: 18-42-1

VS. NFC TEAMS (1970-PRESENT)

Total: 106-101-1
Home: 54-50-1
Away: 52-51-0

VS. NFC SOUTH TEAMS

Total: 16-9-0
Home: 9-4-0
Away: 7-5-0

VS. NFC NORTH TEAMS (2002-PRESENT)

Total: 14-7-0
Home: 7-3-0
Away: 7-4-0

VS. NFC CENTRAL TEAMS (1970-2001)

Total: 21-18-0
Home: 12-8-0
Away: 9-10-0

VS. NFC EAST TEAMS

Total: 29-34-0
Home: 13-18-0
Away: 16-16-0

VS. NFC WEST TEAMS

Total: 26-33-1
Home: 13-17-1
Away: 13-16-0

MONDAY NIGHT FOOTBALL

Total: 26-19-0
Home: 15-9-0
Away: 11-10-0

WEEK AFTER MNF

Total: 22-23-0
Home: 16-9-0
Away: 6-14-0

SUNDAY NIGHT FOOTBALL

Total: 12-12-0 (ESPN 8-6; TNT 2-2; NBC 2-4)
Home: 8-5-0
Away: 4-7-0

TUESDAY FOOTBALL

Total: 1-0-0 (CBS 1-0)
Home: 1-0-0
Away: 0-0-0

THURSDAY NIGHT FOOTBALL

Total: 8-12-0 (ABC 2-0; ESPN 1-1; TNT 0-1; NBC 0-2*; NFLN 4-7*^; FOX 1-1^; Amazon Prime 2-3^)
Home: 7-5-0
Away: 1-7-0
*11/16/17 at Pittsburgh was broadcasted on both NBC and NFLN.
^12/6/18 vs. Jacksonville and 11/12/20 vs. Indianapolis were broadcasted on NFLN, FOX and Amazon Prime.

FRIDAY FOOTBALL

Total: 0-1-0 (NFLN 0-1)
Home: 0-1-0
Away: 0-0-0

SATURDAY FOOTBALL

Total: 2-3-0 (ABC 1-0, ESPN 0-3, FOX/NFLN 1-0)
Home: 1-2-0
Away: 1-1-0

OVERTIME

Total: 22-25-0
Home: 14-13-0
Away: 8-12-0

SEASON OPENERS

Total: 31-32-0
Home: 15-14-0
Away: 16-18-0

LONDON GAMES SERIES

Total: 0-2-0
Home: 0-1-0
Away: 0-1-0

DOMES

Total: 144-144-2
Astrodome (Houston): 113-103-2
AT&T Stadium (Dallas): 2-0
Edward Jones Dome (St. Louis): 0-1
Ford Field (Detroit): 2-0
Georgia Dome (Atlanta): 2-1
Kingdome (Seattle): 1-6
Lucas Oil Stadium (closed) (Indianapolis): 2-9
Mercedes-Benz Stadium (closed) (Atlanta): 1-0
Metrodome (Minneapolis): 1-6
NRG Stadium (closed) (Houston): 8-7
RCA Dome (Indianapolis): 4-7
Silverdome (Detroit): 2-1
Superdome (New Orleans): 6-3
U.S. Bank Stadium (Minnesota): 1-0

HOTTEST/COLDEST GAMES

SIX HOTTEST GAMES

DATE	OPPONENT	SCORE	WEATHER
9/11/83	at L.A. Raiders	6-20 (L)	96°, clear
9/9/90	at Atlanta	27-47 (L)	94°, partly cloudy
10/7/62	BUFFALO	17-14 (W)	93°, showers
9/14/65	N.Y. JETS	27-21 (W)	93°, sunny
9/15/19	INDIANAPOLIS	17-19 (L)	93°, sunny
10/6/63	at Kansas City	7-28 (L)	92°, sunny

15 COLDEST GAMES

DATE	OPPONENT	SCORE	WEATHER
12/18/16	at Kansas City	19-17 (W)	1°, clear (-9° wind chill)
*1/10/04	at New England	14-17 (L)	4°, clear (-10° wind chill)
12/11/77	at Cleveland	19-15 (W)	7°, clear (-7° wind chill)
12/17/89	at Cincinnati	7-61 (L)	9°, overcast (0° wind chill)
*1/19/20	at Kansas City	24-35 (L)	17°, sunny (5° wind chill)
12/8/13	at Denver	28-51 (L)	18°, clear (11° wind chill)
12/26/10	at Kansas City	14-34 (L)	19°, cloudy (10° wind chill)
12/24/22	vs. Houston	14-19 (L)	20°, clear and cold (6° wind chill)
12/17/00	at Cleveland	24-0 (W)	20°, snow (-10° wind chill)
12/14/80	at Green Bay	22-3 (W)	20°, clear (9° wind chill)
*1/6/80	at Pittsburgh	13-27 (L)	22°, part. cloudy (12° wind chill)
12/15/85	at Cleveland	21-28 (L)	22°, overcast (-7° wind chill)
12/18/88	at Cleveland	23-28 (L)	22°, overcast (0° wind chill)
12/16/07	at Kansas City	26-17 (W)	22°, clear (14° wind chill)
12/31/17	vs. Jacksonville	15-10 (W)	23°, clear, (16° wind chill)

* Playoff game



PRIMETIME RESULTS

FRANCHISE RECORD IN PRIMETIME GAMES

Day	Overall	Pct.	Home	Road
Monday Night	26-19	.578	15-9	11-10
Tuesday Night	1-0	1.000	1-0	0-0
Thursday Night	8-12	.400	7-5	1-7
Friday Night	0-1	.000	0-1	0-0
Saturday Night	1-3	.250	0-2	1-1
Sunday Night	12-12	.500	8-5	4-7
Totals	48-47	.505	31-22	17-25

PRIMETIME GAMES BY DATE

Year	Date	Opponent	Score	W/L
1970	Mon., Dec. 7	CLEVELAND (ABC)	10-21	L
1972	Mon., Oct. 9	OAKLAND (ABC)	0-34	L
1975	Mon., Nov. 24	PITTSBURGH (ABC)	9-32	L
1976	Mon., Nov. 1	at Baltimore (ABC)	14-38	L
1978	Mon., Oct. 23	at Pittsburgh (ABC)	24-17	W
1978	Mon., Nov. 20	MIAMI (ABC)	35-30	W
1979	Mon., Nov. 5	at Miami (ABC)	9-6	W
1979	Mon., Dec. 10	PITTSBURGH (ABC)	20-17	W
1980	Mon., Sept. 15	at Cleveland (ABC)	16-7	W
1980	Mon., Nov. 10	NEW ENGLAND (ABC)	38-34	W
1980	Thurs., Dec. 4	PITTSBURGH (ABC)	6-0	W
1981	Mon., Oct. 26	at Pittsburgh (ABC)	13-26	L
1981	Thur., Dec. 3	CLEVELAND (ABC)	17-13	W
1982	Mon., Dec. 13	DALLAS (ABC)	7-37	L
1988	Sun., Oct. 30	WASHINGTON (ESPN)	41-17	W
1988	Mon., Nov. 7	CLEVELAND (ABC)	24-17	W
1988	Sun., Dec. 4	PITTSBURGH (ESPN)	34-37	L
1989	Mon., Nov. 13	CINCINNATI (ABC)	26-24	W
1989	Sat., Dec. 23	CLEVELAND (ESPN)	20-24	L
1990	Sun., Sept. 16	at Pittsburgh (TNT)	9-20	L
1990	Mon., Nov. 26	BUFFALO (ABC)	27-24	W
1990	Sun., Dec. 30	PITTSBURGH (ESPN)	34-14	W
1991	Sun., Sept. 8	at Cincinnati (TNT)	30-7	W
1991	Mon., Sept. 16	KANSAS CITY (ABC)	17-7	W
1991	Sun., Nov. 17	CLEVELAND (ESPN)	28-24	W
1991	Mon., Dec. 2	PHILADELPHIA (ABC)	6-13	L
1992	Mon., Dec. 7	CHICAGO (ABC)	24-7	W
1992	Sun., Dec. 13	GREEN BAY (ESPN)	14-16	L
1992	Sun., Dec. 27	BUFFALO (ESPN)	27-3	W
1993	Sun., Sept. 5	at New Orleans (TNT)	21-33	L
1993	Mon., Oct. 11	at Buffalo (ABC)	7-35	L
1993	Sun., Nov. 28	PITTSBURGH (ESPN)	23-3	W
1994	Sun., Jan. 2	N.Y. JETS (ESPN)	24-0	W
1994	Mon., Oct. 3	at Pittsburgh (ABC)	14-30	L
1994	Thurs., Oct. 13	CLEVELAND (TNT)	8-11	L
1994	Mon., Oct. 24	at Philadelphia (ABC)	6-21	L
1994	Mon., Nov. 21	N.Y. GIANTS (ABC)	10-13	L
1995	Sun., Nov. 19	at Kansas City (ESPN)	13-20	L
1996	Sun., Oct. 6	at Cincinnati (TNT)	30-27	W*
1997	Thurs., Dec. 4	at Cincinnati (ESPN)	14-41	L
1998	Sun., Nov. 8	at Tampa Bay (ESPN)	31-22	W
1999	Sun., Nov. 7	at Miami (ESPN)	0-17	L
1999	Thurs., Dec. 9	OAKLAND (ESPN)	21-14	W
2000	Sun., Sept. 3	at Buffalo (ESPN)	13-16	L
2000	Mon., Oct. 16	JACKSONVILLE (ABC)	27-13	W
2000	Mon., Oct. 30	at Washington (ABC)	27-21	W
2000	Mon., Dec. 25	DALLAS (ABC)	31-0	W
2001	Sun., Sept. 9	MIAMI (ESPN)	23-31	L
2001	Mon., Oct. 29	at Pittsburgh (ABC)	7-34	L
2001	Mon., Nov. 12	BALTIMORE (ABC)	10-16	L
2001	Sat., Dec. 22	at Oakland (ABC)	13-10	W
2002	Mon., Dec. 16	NEW ENGLAND (ABC)	24-7	W
2003	Sun., Sept. 7	OAKLAND (ESPN)	25-20	W
2003	Mon., Dec. 1	at New York Jets (ABC)	17-24	L
2004	Mon., Oct. 11	at Green Bay (ABC)	48-27	W
2004	Mon., Dec. 13	KANSAS CITY (ABC)	38-49	L
2004	Sat., Dec. 25	DENVER (ESPN)	16-37	L
2007	Mon., Sept. 24	at New Orleans (ESPN)	31-14	W
2007	Mon., Nov. 19	at Denver (ESPN)	20-34	L
2007	Sun., Dec. 30	at Indianapolis (NBC)	16-10	W
2008	Mon., Oct. 27	INDIANAPOLIS (ESPN)	31-21	W
2009	Thurs., Sept. 10	at Pittsburgh (NBC)	10-13	L*
2009	Sun., Oct. 11	INDIANAPOLIS (NBC)	9-31	L

2009	Mon., Nov. 23	at Houston (ESPN)	20-17	W
2009	Fri., Dec. 25	SAN DIEGO (NFLN)	17-42	L
2010	Mon., Oct. 18	at Jacksonville (ESPN)	30-3	W
2010	Thurs., Dec. 9	INDIANAPOLIS (NFLN)	28-30	L
2012	Thurs., Oct. 11	PITTSBURGH (NFLN)	26-23	W
2012	Mon., Dec. 17	N.Y. JETS (ESPN)	14-10	W
2013	Thurs., Nov. 14	INDIANAPOLIS (NFLN)	27-30	L
2014	Mon., Nov. 17	PITTSBURGH (ESPN)	24-27	L
2014	Thurs., Dec. 18	at Jacksonville (NFLN)	13-21	L
2015	Thurs., Nov. 19	at Jacksonville (NFLN)	13-19	L
2016	Thurs., Oct. 27	JACKSONVILLE (NFLN)	36-22	W
2017	Mon., Oct. 16	INDIANAPOLIS (ESPN)	36-22	W
2017	Thurs., Nov. 16	at Pittsburgh (NBC/NFLN)	17-40	L
2018	Mon., Nov. 5	at Dallas (ESPN)	28-14	W
2018	Mon., Nov. 26	at Houston (ESPN)	17-34	L
2018	Thurs., Dec. 6	JACKSONVILLE (FOX/NFLN)	30-9	W
2018	Sun., Dec. 30	INDIANAPOLIS (NBC)	17-33	L
2019	Thurs., Sept. 19	at Jacksonville (NFLN)	7-20	L
2020	Mon., Sept. 14	at Denver (ESPN)	16-14	W
2020	Tues., Oct. 13	BUFFALO (CBS)	42-16	W
2020	Thurs., Nov. 12	INDIANAPOLIS (FOX/NFLN)	17-34	L
2020	Sun., Dec. 27	at Green Bay (NBC)	14-40	L
2021	Mon., Oct. 18	BUFFALO (ESPN)	34-31	W
2021	Sun., Nov. 7	at L.A. Rams (NBC)	28-16	W
2021	Thurs., Dec. 23	SAN FRANCISCO (NFLN)	20-17	W
2022	Mon., Sept. 19	at Buffalo (ESPN)	7-41	L
2022	Sun., Nov. 6	at Kansas City (NBC)	17-20	L*
2022	Thurs., Nov. 17	at Green Bay (Prime Video)	27-17	W
2022	Thurs., Dec. 29	DALLAS (Prime Video)	13-27	L
2022	Sat., Jan. 7	at Jacksonville (ESPN/ABC)	16-20	L
2023	Thurs., Nov. 2	at Pittsburgh (Prime Video)	16-20	L
2023	Mon., Dec. 11	at Miami (ESPN)	28-27	W

BY DAY OF WEEK

Tuesday Night Games (1-0)

2020	Oct. 13	BUFFALO (CBS)	42-16	W
------	---------	---------------	-------	---

Thursday Night Games (8-12)

1980	Dec. 4	PITTSBURGH (ABC)	6-0	W
1981	Dec. 3	CLEVELAND (ABC)	17-13	W
1994	Oct. 13	CLEVELAND (TNT)	8-11	L
1997	Dec. 4	at Cincinnati (ESPN)	14-41	L
1999	Dec. 9	OAKLAND (ESPN)	21-14	W
2009	Sept. 10	at Pittsburgh (NBC)	10-13	L*
2010	Dec. 9	INDIANAPOLIS (NFLN)	28-30	L
2012	Oct. 11	PITTSBURGH (NFLN)	26-23	W
2013	Nov. 14	INDIANAPOLIS (NFLN)	27-30	L
2014	Dec. 18	at Jacksonville (NFLN)	13-21	L
2015	Nov. 19	at Jacksonville (NFLN)	13-19	L
2016	Oct. 27	JACKSONVILLE (NFLN)	36-22	W
2017	Nov. 16	at Pittsburgh (NBC/NFLN)	17-40	L
2018	Dec. 6	JACKSONVILLE (FOX/NFLN)	30-9	W
2019	Sept. 19	at Jacksonville (NFLN)	7-20	L
2020	Nov. 12	INDIANAPOLIS (FOX/NFLN)	17-34	L
2021	Dec. 23	SAN FRANCISCO (NFLN)	20-17	W
2022	Nov. 17	at Green Bay (Prime Video)	27-17	W
2022	Dec. 29	DALLAS (Prime Video)	13-27	L
2023	Nov. 2	at Pittsburgh (Prime Video)	16-20	L

Friday Night Games (0-1)

2009	Dec. 25	SAN DIEGO (NFLN)	17-42	L
------	---------	------------------	-------	---

Saturday Night Games (1-2)

1989	Dec. 23	CLEVELAND (ESPN)	20-24	L
2001	Dec. 22	at Oakland (ABC)	13-10	W
2004	Dec. 25	DENVER (ESPN)	16-37	L
2022	Jan. 7	at Jacksonville (ESPN/ABC)	16-20	L

Sunday Night Games (12-11)

1988	Oct. 30	WASHINGTON (ESPN)	41-17	W
1988	Dec. 4	PITTSBURGH (ESPN)	34-37	L
1990	Sept. 16	at Pittsburgh (TNT)	9-20	L
1990	Dec. 30	PITTSBURGH (ESPN)	34-14	W
1991	Sept. 8	at Cincinnati (TNT)	30-7	W
1991	Nov. 17	CLEVELAND (ESPN)	28-24	W
1992	Dec. 13	GREEN BAY (ESPN)	14-16	L



PRIMETIME RESULTS

1992	Dec. 27	BUFFALO (ESPN)	27-3	W	1990	Nov. 26	BUFFALO (ABC)	27-24	W
1993	Sept. 5	at New Orleans (TNT)	21-33	L	1991	Sept. 16	KANSAS CITY (ABC)	17-7	W
1993	Nov. 28	PITTSBURGH (ESPN)	23-3	W	1991	Dec. 2	PHILADELPHIA (ABC)	6-13	L
1994	Jan. 2	N.Y. JETS (ESPN)	24-0	W	1992	Dec. 7	CHICAGO (ABC)	24-7	W
1995	Nov. 19	at Kansas City (ESPN)	13-20	L	1993	Oct. 11	at Buffalo (ABC)	7-35	L
1996	Oct. 6	at Cincinnati (TNT)	30-27	W*	1994	Oct. 3	at Pittsburgh (ABC)	14-30	L
1998	Nov. 8	at Tampa Bay (ESPN)	31-22	W	1994	Oct. 24	at Philadelphia (ABC)	6-21	L
1999	Nov. 7	at Miami (ESPN)	0-17	L	1994	Nov. 21	N.Y. GIANTS (ABC)	10-13	L
2000	Sept. 3	at Buffalo (ESPN)	13-16	L	2000	Oct. 16	JACKSONVILLE (ABC)	27-13	W
2001	Sept. 9	MIAMI (ESPN)	23-31	L	2000	Oct. 30	at Washington (ABC)	27-21	W
2003	Sept. 7	OAKLAND (ESPN)	25-20	W	2000	Dec. 25	DALLAS (ABC)	31-0	W
2007	Dec. 30	at Indianapolis (NBC)	16-10	W	2001	Oct. 29	at Pittsburgh (ABC)	7-34	L
2009	Oct. 11	INDIANAPOLIS (NBC)	9-31	L	2001	Nov. 12	BALTIMORE (ABC)	10-16	L
2018	Dec. 30	INDIANAPOLIS (NBC)	17-33	L	2002	Dec. 16	NEW ENGLAND (ABC)	24-7	W
2020	Dec. 27	at Green Bay (NBC)	14-40	L	2003	Dec. 1	at New York Jets (ABC)	17-24	L
2021	Nov. 7	at L.A. Rams (NBC)	28-16	W	2004	Oct. 11	at Green Bay (ABC)	48-27	W
2022	Nov. 6	at Kansas City (NBC)	17-20	L*	2004	Dec. 13	KANSAS CITY (ABC)	38-49	L
Monday Night Football (26-19)					2007	Sept. 24	at New Orleans (ESPN)	31-14	W
1970	Dec. 7	CLEVELAND (ABC)	10-21	L	2007	Nov. 19	at Denver (ESPN)	20-34	L
1972	Oct. 9	OAKLAND (ABC)	0-34	L	2008	Oct. 27	INDIANAPOLIS (ESPN)	31-21	W
1975	Nov. 24	PITTSBURGH (ABC)	9-32	L	2009	Nov. 23	at Houston (ESPN)	20-17	W
1976	Nov. 1	at Baltimore (ABC)	14-38	L	2010	Oct. 18	at Jacksonville (ESPN)	30-3	W
1978	Oct. 23	at Pittsburgh (ABC)	24-17	W	2012	Dec. 17	N.Y. JETS (ESPN)	14-10	W
1978	Nov. 20	MIAMI (ABC)	35-30	W	2014	Nov. 17	PITTSBURGH (ESPN)	24-27	L
1979	Nov. 5	at Miami (ABC)	9-6	W	2017	Oct. 16	INDIANAPOLIS (ESPN)	36-22	W
1979	Dec. 10	PITTSBURGH (ABC)	20-17	W	2018	Nov. 5	at Dallas (ESPN)	28-14	W
1980	Sept. 15	at Cleveland (ABC)	16-7	W	2018	Nov. 26	at Houston (ESPN)	17-34	L
1980	Nov. 10	NEW ENGLAND (ABC)	38-34	W	2020	Sept. 14	at Denver (ESPN)	16-14	W
1981	Oct. 26	at Pittsburgh (ABC)	13-26	L	2021	Oct. 18	BUFFALO (ESPN)	34-31	W
1982	Dec. 13	DALLAS (ABC)	7-37	L	2022	Sept. 19	at Buffalo (ESPN)	7-41	L
1988	Nov. 7	CLEVELAND (ABC)	24-17	W	2023	Dec. 11	at Miami (ESPN)	28-27	W
1989	Nov. 13	CINCINNATI (ABC)	26-24	W					

* Overtime



The Titans beat the Miami Dolphins on Monday Night Football on Dec. 11, 2023. Rookie Tyjae Spears totaled 118 scrimmage yards.



OVERTIME WIN-LOSS TOTALS

Won/Loss Record: 25-28 (15-15 home, 10-13 road)

Coin Toss Record: 22-31 (15-16 home, 7-15 road)

Record when winning coin toss: 13-9

Record when losing coin toss: 12-19

From 1960–1969, the Oilers were members of the American Football League, which did not have overtime in regular season games. The National Football League did not institute overtime in regular season games until 1974.

In 2010, overtime rules were amended for the postseason to a modified sudden death format, guaranteeing at least one possession for each club if the receiving team fails to score a touchdown on its first overtime possession. In 2012, the format was adopted for regular season games as well. In 2022, the NFL adopted a change to allow both teams an opportunity to possess the ball in overtime of a postseason game.

OVERTIME CAPSULES

***December 23, 1962 - DALLAS 20, at Houston 17:** Texans win the toss but elect to kick. Each team gets three cracks at winning the game in the first overtime before K Tommy Brooker's championship-winning 25-yard field goal at 12:06 of the second OT.

October 30, 1977 - at CINCINNATI 13, Houston 10: Bengals win the toss. QB Ken Anderson's 17-yard completion to WR Billy Brooks is the long play prior to K Chris Bahr's winning 22-yard field goal at 5:51 of OT.

September 23, 1979 - HOUSTON 30, at Cincinnati 27: Oilers win the toss. On opening series, Bengals force Cliff Parsley punt. Cincinnati drives to Oilers' 14-yard line, but K Chris Bahr misses a 32-yard field goal attempt. Houston again has to punt on its ensuing series. The Oiler defense then forces a punt by the Bengals' Pat McInally. Houston takes over on the Cincinnati 42. RB Earl Campbell's 15-yard run is the long play prior to K Toni Fritsch's winning 29-yard field goal at 14:28 of OT.

October 28, 1979 - at HOUSTON 27, N.Y. Jets 24: Oilers win the toss. QB Dan Pastorini's 22-yard completion to FB Rob Carpenter is the long play as Oilers drive 58 yards. K Toni Fritsch kicks the winning 35-yard field goal at 5:10 of OT.

November 23, 1980 - at N.Y. JETS 31, Houston 28: Jets win the toss. A personal foul on Houston's Guido Merkens on the kickoff gives New York possession at the Jets' 40-yard line. QB Richard Todd's 17-yard screen pass to RB Bobby Harper is the long play prior to K Pat Leahy's winning 38-yard field goal at 3:58 of OT.

September 4, 1983 - GREEN BAY 41, at Houston 38: Packers win the toss. RB Eddie Lee Ivery's 12-yard run is the long play as Packers drive 59 yards. K Jan Stenerud kicks the winning 42-yard field goal at 5:55 of OT.

October 23, 1983 - KANSAS CITY 13, at Houston 10: Chiefs win the toss. QB Bill Kenney's 20-yard completion to WR Stephone Paige is the long play as Chiefs drive 60 yards. K Nick Lowery kicks the winning 41-yard field goal at 7:41 of OT.

October 30, 1983 - at CLEVELAND 25, Houston 19: Oilers win the toss. Browns' defense forces a John James punt. Houston defense does the same to Cleveland as Jeff Gossett punts on ensuing series. Oiler QB Gifford Nielsen's pass is intercepted by Cleveland S Mike Whitwell and returned 15 yards to the Houston 20-yard line. On the next play, RB Boyce Green scores a touchdown on a 20-yard run at 6:34 of OT.

December 2, 1984 - at HOUSTON 23, Pittsburgh 20: Oilers win the toss. QB Warren Moon's 19-yard completion to WR Steve Bryant is the long play as Oilers drive 63 yards. K Joe Cooper kicks the winning 30-yard field goal at 5:53 of OT.

September 28, 1986 - PITTSBURGH 22, at Houston 16: Oilers win the toss. Steelers' defense forces a Lee Johnson punt that is returned 41 yards to the Oilers' 15-yard line by Pittsburgh's Rick Woods. Two plays later, RB Walter Abercrombie runs three yards for winning touchdown at 2:35 of OT.

November 30, 1986 - at CLEVELAND 13, Houston 10: Oilers win the toss but elect to kickoff (18-25 MPH winds). Oilers' defense forces a Jeff Gossett punt. QB Oliver Luck, replacing an injured Warren Moon, leads the Oilers to the Cleveland 31-yard line, but then is intercepted by CB Frank Minnifield at the Browns' 21. Again Houston's defense puts the Browns in a punting situation. Once again, Minnifield picks off a Luck pass, returning it to the Oilers' 37. FB Kevin Mack's seven-yard run and QB Bernie Kosar's seven-yard pass to WR Brian Brennan are the long plays prior to K Mark Moseley's winning 29-yard field goal at 14:44 of OT.

****January 3, 1988 - at HOUSTON 23, Seattle 20:** Seahawks win the toss. Oilers' defense forces a Ruben Rodriguez punt. QB Warren Moon's 15-yard pass to WR Drew Hill is the long play as the Oilers drive 61 yards. K Tony Zendejas kicks the winning 42-yard field goal at 8:05 of OT.

September 4, 1988 - HOUSTON 17, at Indianapolis 14: Colts win the toss. On the opening series, QB Gary Hogeboom completes a screen pass to RB Eric Dickerson, but Oiler LB John Grimsley forces a fumble which is recovered by LB Robert Lyles on the Colts' 42-yard line. QB Cody Carlson, subbing for injured Warren Moon, completes a 21-yard pass to WR Ernest Givins for the long play prior to K Tony Zendejas' 35-yard field goal at 3:51 of OT.

September 24, 1989 - BUFFALO 47, at Houston 41: Oilers win the toss. Houston takes over on its own 19-yard line and advances to the Buffalo 20 thanks to QB Warren Moon's 32-yard completion to FB Alonzo Highsmith, plus a 17-yard run by Moon and an 11-yarder by Highsmith. K Tony Zendejas attempts a 37-yard field goal, but it is wide left. The Bills assume possession on their own 20 and move 80 yards in seven plays. A 21-yard QB Jim Kelly-to-TE Pete Metzelaars pass precedes the game-winning 28-yard TD catch by WR Andre Reed at 8:42 of OT.

****December 31, 1989 - PITTSBURGH 26, at Houston 23:** Steelers win the toss. Oilers' defense forces a Harry Newsome punt as Houston takes over on its own 45-yard line. Oiler RB Lorenzo White fumbles on the first play as CB Rod Woodson recovers for the Steelers on the Houston 46. RB Merrill Hoge's 11-yard run helps Pittsburgh advance to the Oiler 33 before Gary Anderson kicks a 50-yard field goal (his 4th of the game) to win the game at 3:26 of OT.

December 2, 1990 - at SEATTLE 13, Houston 10: Seahawks win the toss. Oilers' defense forces a Rick Donnelly punt as Houston takes over on its own 23-yard line. Oiler WR Bernard Ford fumbles on the first play as LB David Wyman recovers for the Seahawks on the Houston 27. Seattle FB John L. Williams rushes twice for a total of three yards before Norm Johnson kicks a 42-yard field goal to win the game at 4:25 of OT.

November 3, 1991 - at WASHINGTON 16, Houston 13: Washington wins the toss. Oilers' defense forces a Kelly Goodburn punt as Houston takes over on its own 31-yard line. Oiler QB Warren Moon is intercepted on the second play by CB Darrell Green with Washington taking over on Houston's 33. RB Earnest Byner carries three times for a total of nine yards before Chip Lohmiller kicks a 41-yard field goal to win the game at 4:01 of OT.

November 10, 1991 - at HOUSTON 26, Dallas 23: Oilers win the toss. Cowboys' defense forces a Greg Montgomery punt as Dallas takes over on its own 24-yard line. The Cowboys move to the Oiler 24-yard line where they have a first down following a Houston holding penalty. Dallas RB Emmitt Smith gains seven yards but fumbles after a hit by LB Lamar Lathon, with Oiler S Bo Orlando recovering at the Houston 15. The Oilers then embark on an 11-play, 80-yard drive in which QB Warren Moon completes all seven of his passes for 70 yards. On second down, K Al Del Greco kicks a 23-yard field goal at 14:31 of OT.

September 20, 1992 - at HOUSTON 23, Kansas City 20: Chiefs win the toss. On the third play of OT, Kansas City WR J.J. Birden fumbles after a hit by Houston CB Cris Dishman with DT Doug Smith recovering the ball at the Chief's 23-yard line. Oiler RB Lorenzo White runs once for two yards before K Al Del Greco boots the game-winning 39-yard field goal at 1:55 of OT.

****January 3, 1993 - at BUFFALO 41, Houston 38:** Oilers win the toss. On third-and-three from Houston's 27-yard line, QB Warren Moon is intercepted by Buffalo CB Nate Odomes, who returns the ball to the Oiler 35. On the return, Houston WR Haywood Jeffries is penalized for a face mask infraction, which moves the ball to the Oilers' 20. After a pair of Kenneth Davis runs net six yards, K Steve Christie kicks a 32-yard field goal to win the game at 3:06 of OT.

November 6, 1994 - PITTSBURGH 12, at Houston 9: Steelers win the toss. Both teams exchange five punts before the Oilers gain possession on their 12-yard line with 4:30 left in the extra period. On the first play from scrimmage, RB Gary Brown scoots up the middle for 8 yards before being hit by CB Rod Woodson. He fumbles and the Steelers take over at the Oilers 22-yard line. Two plays later, K Gary Anderson hits from 40 yards out for the winning score at 3:36 of OT.

October 8, 1995 - at MINNESOTA 23, Houston 17: Vikings win the toss. The Vikings move the ball to their 38-yard line but are forced to punt. Minnesota P Mike Saxon then pins the Oilers in at their 8-yard line with a 54-yard boot. On his third carry of overtime, RB Rodney Thomas scampers 27 yards to give the Oilers a first down at their 35. QB Will Furrer, who replaced Chris Chandler after he injured his shoulder while being sacked on the Oilers' last offensive series in the fourth quarter, is intercepted on his second pass attempt by CB Dewayne Washington (25-yard return). RB Robert Smith takes his third consecutive carry of OT 20 yards for the winning score with 7:10 gone in the extra stanza.

October 6, 1996 - HOUSTON 30, at Cincinnati 27: Bengals win the toss. The Bengals go three-and-out and are forced to punt, giving the Oilers the ball inside their own 20-yard line. On second down at the Oilers' 16-yard line, QB Chris Chandler connects with WR Willie Davis on a 37-yard pass to move into Cincinnati territory. Six plays later, K Al Del Greco hits from 49 yards out for the winning score at 4:22 of OT.



OVERTIME HISTORY

August 31, 1997 - at TENNESSEE 24, Oakland 21: Oilers win the toss. Oilers go three-and-out and are forced to punt, giving the Raiders the ball at their own 33-yard line. The Raiders also go three-and-out and punt the ball to the Oilers. Tennessee takes over the ball at its own 35-yard line. On second-and-eight, QB Steve McNair connects with Frank Wycheck for 21 yards to the Raiders 42-yard line. Again on second down, McNair finds Wycheck, this time for 10 yards to the Raiders 32-yard line. On the next play, McNair scrambles for an 11-yard gain. RB Eddie George gains six yards before Al Del Greco hits the game-winner from 33 yards away with 8:03 left on the clock in overtime. The win is the Oilers first since relocating to Tennessee from Houston.

September 7, 1997 - at MIAMI 16, Tennessee 13: Dolphins win the toss. The Oilers kick to Dolphin return man Irving Spikes, who returns the kickoff 48 yards to the Oilers 45-yard line. On second down, Dan Marino hits RB Bernie Parmalee for a 16-yard gain. Again on second down, Marino connects with Fred Barnett for a 9-yard gain. On the play, Oiler DB Tomur Barnes was flagged for an unnecessary roughness penalty which moved the ball to the Oilers 11-yard line. On the next play, Olindo Mare knocks home a 29-yard field goal with 12:45 remaining in overtime.

September 10, 2000 - at TENNESSEE 17, Kansas City 14: Titans win the toss. The Chiefs kick to Derrick Mason, who returns the kick 28 yards to the Tennessee 29-yard line. A face mask penalty moves the ball to the 34-yard line. On third-and-eight, QB Neil O'Donnell passes to Kevin Dyson for 27 yards. A 26-yard pass to Frank Wycheck on the next play is negated by a holding penalty. Eddie George then rushes 29 yards to the Kansas City 18-yard line. On the next play, Al Del Greco kicks a 36-yard field goal with 12:02 remaining in overtime.

October 14, 2001 - at TENNESSEE 31, Tampa Bay 28: Buccaneers win the toss. Tennessee's defense forces a punt. Tampa Bay kicks to Joe Walker, who returns the kick eight yards to Tampa Bay's 46. Steve McNair passes to Drew Bennett for 14 yards. Eddie George rushes for one yard. McNair pass is incomplete to Kevin Dyson. George rushes up middle for minus one yard. Joe Nedney kicks a 49-yard field goal with 13:08 remaining in overtime.

September 22, 2002 - CLEVELAND 31, at Tennessee 28: Browns win the toss. Joe Nedney kicks ball into end zone for touchback. Jamel White rushes for six yards to Cleveland 26. Tim Couch passes to Jamel White for -1 yard to Cleveland 25. Couch passes for 10 yards to Quincy Morgan to Cleveland 35. White rushes off-tackle for 12 yards to Cleveland 47. Couch passes to Andre Davis for 31 yards to Tennessee 22. White rushes off tackle for five yards, then off left guard for two yards to Tennessee 15. Phil Dawson kicks a 33-yard field goal with 10:51 remaining in overtime.

December 1, 2002 - TENNESSEE 32, at N.Y. Giants 29: Giants win toss. Joe Nedney kicks off to Delvin Joyce, who returns the kickoff 38 yards to the New York 40. Kerry Collins passes to Ron Dixon for 14 yards to Tennessee 46. Tiki Barber rushes around the left side for two yards to Tennessee 44. Collins passes for 12 yards to Tennessee 32, but offensive pass interference is called on Amani Toomer, placing ball at New York 46. Collins passes incomplete to Barber. Collins sacked by Carlos Hall at New York 46. Matt Allen punts 34 yards to Tennessee 20. Steve McNair passes for 12 yards to Drew Bennett to Tennessee 32. McNair passes incomplete to Derrick Mason. McNair passes 23 yards to John Simon to New York 45. McNair passes 12 yards to Mason to New York 33. Robert Holcombe runs off right guard for 14 yards to New York 19. Holcombe rushes off left guard for minus 1 yard. Joe Nedney kicks 38-yard field goal with 10:00 remaining in overtime.

*****January 11, 2003 - at TENNESSEE 34, Pittsburgh 31:** Titans win the toss. Jeff Reed kicks off to John Simon, who returns kickoff 21 yards to Tennessee 31. Steve McNair passes incomplete to Robert Holcombe. McNair passes for 31 yards to Justin McCareins to Pittsburgh 38. McNair passes for 22 yards to Justin McCareins to Pittsburgh 16. Holcombe rushes up the middle for three yards to Pittsburgh 13. Joe Nedney connects on 31-yard field goal, but Pittsburgh calls timeout just before ball is snapped, so play does not count. Nedney then misses 31-yard field goal wide-right, but Dewayne Washington is flagged for roughing the kicker. Nedney makes good on 26-yard field goal with 12:49 remaining in overtime.

November 14, 2004 - CHICAGO 19, at Tennessee 17: Bears win the toss and control the ball at their own 26-yard line. They advance to the Chicago 48 before punting to the Tennessee 9. Billy Volek, who started at quarterback for an injured Steve McNair (sternum), throws an incomplete pass and then is sacked for a four-yard loss. On third down, Volek is sacked in the end zone by Adewale Ogunleye and fumbles. The ball is recovered in the end zone by Titans right tackle Fred Miller, who is tackled in the end zone for a safety. It is the first overtime game to end in a safety since Nov. 5, 1989, when Minnesota beat the L.A. Rams, 23-21.

December 10, 2006 - TENNESSEE 26, at Houston 20: Titans win the toss. Kris Brown kicks off to Pacman Jones, who returns it 36 yards to Tennessee's 43. Travis Henry rushes for one yard to Tennessee 44. Vince Young passes incomplete to Drew Bennett, but Houston is penalized for defensive holding, giving Titans a first down at the Tennessee 49. Chris Brown rushes up the middle for 16 yards to Houston's 35-yard line. Chris Brown is stopped for no gain, but Tennessee is penalized for offensive holding, moving ball to Houston's 45. Chris Brown rushes for five yards to Houston's 40. Vince Young passes to Ahmard Hall for one yard to Houston's 39. On 3rd-and-14,

Vince Young drops back, then scrambles up the middle 39 yards for the game-winning touchdown with 11:24 remaining in overtime.

December 9, 2007 - SAN DIEGO 23, at Tennessee 17: Chargers win the toss. Rob Bironas kicks off into end zone for touchback. Chargers drive to their own 47-yard line. M. Scifres punts 51 yards to Tennessee 2. LenDale White carries for 3 and 5 yards, but an incompletion on third down forces a punt. Craig Hentrich punts 57 yards to San Diego 38. After consecutive Tomlinson carries, Rivers passes for 11 yards to Antonio Gates to Tennessee 31. Tomlinson runs three yards to Tennessee 28. Rivers passes for 12 yards to Vincent Jackson to Tennessee 16. Tomlinson runs for game-winning 16-yard touchdown with 7:35 remaining in overtime.

November 2, 2008 - at TENNESSEE 19, Green Bay 16: Tennessee wins the toss. Mason Crosby kicks off to Chris Carr, who returns the kickoff 23 yards to the Tennessee 22. On third-and-six from the Tennessee 26, Kerry Collins passes to Chris Johnson for 16 yards. Johnson then gains 14 yards on a carry. On third-and-four from the Green Bay 38, LenDale White rushes for seven yards. After consecutive rushes by Johnson of five and three yards to the Green Bay 23, Rob Bironas kicks a game-winning 41-yard field goal on third down.

September 9, 2009 - at PITTSBURGH 13, Tennessee 10: Pittsburgh wins the toss. Rob Bironas kicks off to Stefan Logan, who returns the kick to the 24-yard line. The Steelers pick up first downs on an 11-yard reception by Hines Ward and a two-yard run by Mewelde Moore. On third-and-one at the Tennessee 48-yard line, quarterback Ben Roethlisberger completes an 11-yard pass to Santonio Holmes. From the Tennessee 37, Roethlisberger finds Mike Wallace for a 22-yard reception. Jeff Reed makes a 33-yard field goal to win the game with 10:28 on the clock.

December 20, 2009 - at TENNESSEE 27, Miami 24: Miami wins the toss. After a 23-yard kickoff return by Ted Ginn, quarterback Chad Henne finds fullback Lousaka Polite for a four-yard completion. A pass attempt on second down falls incomplete. On third-and-six from the Miami 27, Henne's pass intended for Davone Bess is intercepted by Titans safety Michael Griffin at the Miami 45. A three-yard return is followed by a 15-yard unnecessary roughness penalty on Miami receiver Greg Camarillo. After three running plays by the Titans netting minus-one yard, Rob Bironas kicks a 46-yard field goal to win the game.

November 21, 2010 - WASHINGTON 19, at Tennessee 16: Tennessee wins the toss. Graham Gano kicks off to Marc Mariani, who returns the ball 30 yards to the 33-yard line. After a 15-yard run by Chris Johnson, Johnson is stopped for no gain, and Rusty Smith throws two incomplete passes. Brett Kern punts to Brandon Banks, who calls for fair catch at the 13-yard line. Donovan McNabb completes a 26-yard pass to Chris Cooley. On second-and-22 from the 27, McNabb is intercepted by Alterraun Verner. However, the pass is ruled incomplete after a replay review, and an unnecessary roughness penalty on Tennessee's Jason Babin is enforced, providing a first down at the 42. A roughing the passer penalty is called on Will Witherspoon. McNabb completes a 10-yard pass to Santana Moss. On second-and-nine from the Tennessee 30, Verner is called for illegal contact. Four plays later, Gano wins the game on a 43-yard field goal with 8:17 remaining in overtime.

September 23, 2012 - at TENNESSEE 44, Detroit 41: Tennessee wins the coin toss in the franchise's first overtime under the modified overtime format. From the 20-yard line, Jake Locker completes a 24-yard pass to tight end Craig Stevens. On third-and-16 from the Tennessee 38-yard line, a defensive holding penalty gives the Titans another first down. Another 24-yard reception by Stevens was reversed upon replay review, but an unnecessary roughness penalty against Detroit on the same play put the ball at Detroit's 29-yard line. After receptions of 13 and seven yards by Damian Williams, Rob Bironas makes a 26-yard field goal. On Detroit's ensuing possession, Shaun Hill completes passes of 17 yards to tight end Brandon Pettigrew and 26 yards to receiver Calvin Johnson. A nine-yard run by Jaique Bell resulted in a first down at the Tennessee 16-yard line. But on fourth-and-one from the seven-yard line, Hill was stuffed for a one-yard loss on a quarterback sneak.

October 28, 2012 - INDIANAPOLIS 19, at Tennessee 13: Indianapolis wins the toss. After a touchback on Rob Bironas' kickoff, Colts running back Donald Brown takes a handoff on six consecutive plays (first carry nullified by a Titans penalty), gaining 35 total yards. Andrew Luck then completes a 20-yard pass to wide receiver Reggie Wayne. Finally, on second-and-10 from the Tennessee 16-yard line, Luck completes a short pass to running back Vick Ballard, who dives to the front left pylon for a touchdown. A replay review upholds the ruling on the field.

September 15, 2013 - at HOUSTON 30, Tennessee 24: Houston wins the toss. Keshawn Martin returns Rob Bironas' kickoff to the Houston 22-yardline, followed by an 18-yard completion from Matt Schaub to tight end Garrett Graham. Arian Foster rushes for five yards and 16 yards on consecutive carries, and Ben Tate carries for 13 yards on the following play. Three plays later, Schaub finds rookie receiver DeAndre Hopkins for a 26-yard pass, setting up first-and-goal on the one-yard line. On third down, Schaub and Hopkins connect again, this time for the game-winning, three-yard touchdown pass. A replay review upholds the touchdown call.

December 15, 2013 - ARIZONA 37, at Tennessee 34: After the Titans score 17 points in the final four minutes of regulation to force overtime, they win the coin toss to begin



OVERTIME HISTORY

overtime. On the second play from scrimmage in the extra period, Ryan Fitzpatrick completes a 33-yard pass to receiver Nate Washington. However, on the next play, Fitzpatrick's pass is intercepted by cornerback Antoine Cason at the Arizona 30-yard line. The Cardinals then drive 31 yards, including 22 total rushing yards by Rashard Mendenhall and a nine-yard pass from Carson Palmer to tight end Jim Dray. On third-and-12 from the 33-yard line, Jay Feely makes the game-winning, 41-yard field goal.

November 8, 2015 – TENNESSEE 34, at New Orleans 28: Tennessee wins the coin toss. From the 20-yard line, Marcus Mariota completes a 14-yard pass to Dorial Green-Beckham, which is followed by a 15-yard run by Antonio Andrews. Mariota connects with tight end Craig Stevens for a 24-yard gain, and then, on third-and-two from the 17-yard line, Green-Beckham records a nine-yard catch. On second-and-goal from the five-yard line, Mariota finds tight end Anthony Fasano in the end zone for the franchise's first game-winning touchdown pass in overtime.

October 22, 2017 – TENNESSEE 12, at Cleveland 9: The Browns win the coin toss and Cleveland goes three-and-out on their first possession. The Titans take over at their own 36-yard line and pick up a first down before punting. The Tennessee defense forces another three-and-out punctuated by a 12-yard sack of Cody Kessler by Brian Orakpo and Derrick Morgan on third-and-eight. Marcus Mariota connects with Rishard Matthews for an eight-yard gain on third-and-three setting up Ryan Succop's 47-yard game-winning field goal just after the two-minute warning.

September 30, 2018 – at TENNESSEE 26, Philadelphia 23: The Eagles win the coin toss and conducted a nine-play, 56-yard drive that is punctuated by a Jake Elliott 37-yard field goal, giving the visitors a 23-20 lead. The Titans answer with a 16-play, 75-yard march that features three fourth-down conversions. Marcus Mariota finds Taywan Taylor along the sideline for a 19-yard reception on fourth-and-15. Four plays later, Nick Williams draws a pass interference penalty on fourth-and-four. With less than a minute to play in the extra stanza, Mariota connects with Dion Lewis for a 17-yard pass play down to the Philadelphia 15-yard line on fourth-and-two. A Malcolm Jenkins defensive holding call gets the Titans five yards closer. On third-and-10 with 17 seconds on the clock, Mariota finds a leaping Corey Davis in the end zone for the game-winning, 10-yard touchdown strike and a Titans' 26-23 victory.

October 18, 2020 – at TENNESSEE 42, Houston 36: After A.J. Brown hauls in his second touchdown of the day with four seconds remaining in regulation to force overtime, the Titans win the coin toss to begin the extra session. Derrick Henry takes a swing pass from Ryan Tannehill on the second play of overtime and sprints 53 yards down the right sideline to the Houston 27-yard line. On the next snap, backup running back Jeremy McNichols scampers 17 yards up the middle setting up first-and-goal for Tennessee at the Texans' 10-yard line. Three plays later, Henry lines up behind center in the "KingCat" formation and takes the direct snap five yards off left tackle for a touchdown and a Titans' 42-36 victory.

November 22, 2020 – TENNESSEE 30, at Baltimore 24: The Ravens win the coin toss, but the Titans defense forces a three-and-out that includes a Harold Landry III nine-yard sack of Lamar Jackson on second-and-eight. Tennessee takes over at their own 27-yard line following a Sam Koch 46-yard punt. Ryan Tannehill connects with Corey Davis for gains of 14 yards and 11 yards sandwiched around a Derrick Henry four-yard run. Henry rumbles again for four yards before Tannehill finds A.J. Brown for an 11-yard completion with 5:29 remaining in the extra session. Henry seals the victory on the next play by carrying the ball off left tackle and cutting it back for a 29-yard touchdown run, which caps his 133-yard rushing day and gives the Titans a 30-24 road win.

September 19, 2021 – TENNESSEE 33, at Seattle 30: The Titans win the coin toss, but their initial offensive series stalls after gaining a first down. Brett Kern booms a 53-yard punt that is fair caught at the Seahawks' 13-yard line. After two Russell Wilson incompletions, Ola Adeniyi drops Wilson for a 12-yard sack at the Seattle one-yard line and nearly ends the game with a safety. Chester Rogers returns the ensuing punt nine yards to Seahawks' 39-yard line. Derrick Henry carries the ball four times for 21 yards, setting up Randy Bullock's 36-yard field goal with 4:45 remaining in the extra session.

October 3, 2021 – at N.Y. JETS 27, Tennessee 24: The Jets win the toss. New York converts three third downs, setting up a first-and-goal at the Titans' nine-yard line. After an incompleting on first down, Zach Wilson connects on an eight-yard pass

to Tevin Coleman. On third-and-goal from the Titans' one-yard line, Denico Autry chases down Wilson and drops him for a three-yard sack. The Jets settle for a 22-yard Matt Ammendola field goal and a 27-24 lead. The Titans take possession at their own 25-yard line and quickly find themselves in a third-and-21 hole. A 20-yard pass from Ryan Tannehill to Chester Rogers sets up a fourth-and-one that Derrick Henry converts with a 13-yard run. Four plays later, Henry converts a fourth-and-two with a two-yard rumble to the New York 43-yard line. Tannehill then finds Rogers for a 12-yard completion and the Titans take a timeout with 36 seconds remaining in the extra session. An offside penalty on the Jets is sandwiched between two incompletions setting up a third-and-five from the Jets' 26-yard line. A Titans delay of game penalty makes it third-and-10. Tannehill can't connect with Jeremy McNichols over the middle. The Titans elect to try to tie the contest with a 49-yard field goal with 19 seconds on the clock, but Randy Bullock's attempt sails wide left and the Jets prevail 27-24.

October 31, 2021 – TENNESSEE 34, at Indianapolis 31: The Colts win the coin toss, but their initial offensive series amounts to a three-and-out. The Titans take over at their own 28-yard line after a 38-yard punt. The Tennessee offense quickly goes three-and-out and Brett Kern booms a 49-yard punt that lands out of bounds at the Indianapolis 15-yard line. The Colts register a first down, but on the ensuing first-and-10 Kevin Byard steps in front of a Carson Wentz pass intended for Michael Pittman and returns the interception 14 yards to the Colts' 32-yard line. An illegal block above the waist penalty on first down sets up a first-and-20 for the Titans. Following an incompleting, A.J. Brown hauls in a 13-yard pass from Ryan Tannehill and Derrick Henry rumbles for two yards to the Colts' 27-yard line. Randy Bullock nails the game-winning 44-yard field goal with 4:03 remaining in overtime to give the Titans a sweep of the season series and a commanding lead in the division.

November 6, 2022 – at KANSAS CITY 20, Tennessee 17: The Chiefs win the coin toss. Patrick Mahomes completes an 18-yard pass to Travis Kelce and connects with Noah Gray for 27 yards. The Chiefs convert a fourth-and-one at the Tennessee 13-yard line but are then forced to settle for a 28-yard field goal by Harrison Butker. The Titans take possession, but Malik Willis is sacked on consecutive downs. The offense fails to register a first down as the Chiefs clinch the victory.

September 17, 2023 – at TENNESSEE 27, L.A. Chargers 24: The Chargers win the coin toss, but their offensive series equates to a three-and-out. The Titans take possession at their own 39-yard line after a Kearis Jackson 11-yard punt return. Tyjae Spears starts the drive with a 14-yard run. Derrick Henry then rushes three times for 10 yards, including conversion on third-and-two. On the next play, Ryan Tannehill finds DeAndre Hopkins for a 14-yard reception setting up a Nick Folk game-winning 41-yard field goal three plays later.

December 3, 2023 – INDIANAPOLIS 31, at Tennessee 28: The Titans win the toss and Tyjae Spears opens the extra session with a 19-yard jaunt off right guard. Three plays later, DeAndre Hopkins draws a 14-yard pass interference penalty on second-and-20. Spears then rushes three times for nine yards before Will Levis finds Chig Okonkwo for a 12-yard catch to the Colts' 26-yard line. The Titans' drive fizzles out and Nick Folk connects on a 46-yard field goal for a 28-25 advantage. The Colts' take possession at their own 25-yard line and Gardner Minshew immediately connects with Michael Pittman for a nine-yard gain. Two plays later, Minshew finds Alec Pierce along the left sideline for 55 yards down to the Tennessee four-yard line. Two plays later, Minshew fires a four-yard touchdown strike to Michael Pittman for a 31-28 victory.

December 17, 2023 – HOUSTON 19, at Tennessee 16: The Titans win the coin toss but are unable to move into Houston territory on two overtime possessions. The Texans begin their second overtime drive at their own 20 with 1:43 on the clock. Houston quarterback Case Keenum delivers a 41-yard pass to running back Devin Singletary. Two plays later, a 34-yard touchdown run by Singletary is nullified by an offensive holding penalty. With two seconds remaining in the extra period and the Texans facing a third-and-seven from the Tennessee 36, kicker Ka'imi Fairbairn connects on the game-winning 54-yard field goal.

* AFL Championship Game

** Wild Card Playoff Game

*** AFC Divisional Playoff Game



ALL-TIME OFFENSIVE YARDS AND RANKINGS

Year	Total Plays	First Downs	Rush Yards (Rank)	Net Pass Yards (Rank)	Total Yards (Rank)	Total Points
1960	930	262	1,565 (3)	3,371 (1)	4,936 (1)	379
1961	964	293	1,896 (2)	4,392 (1)	6,288 (1)	513
1962	943	266	1,742 (4)	3,229 (2)	4,971 (2)	387
1963	870	254	1,210 (7)	3,222 (1)	4,432 (4)	302
1964	942	284	1,347 (7)	3,527 (2)	4,874 (4)	310
1965	905	227	1,178 (7)	2,813 (2)	3,991 (5)	298
1966	926	246	1,515 (5)	2,897 (4)	4,412 (7)	335
1967	828	207	2,122 (1)	1,381 (9)	3,503 (8)	258
1968	905	240	1,804 (4)	2,548 (4)	4,352 (5)	303
1969	965	256	1,706 (5)	2,825 (2)	4,531 (4)	278
1970	922	232	1,556 (19)	2,506 (7)	4,062 (10)	217
1971	815	201	1,106 (26)	2,409 (6)	3,515 (22)	251
1972	817	183	1,518 (23)	1,673 (23)	3,191 (26)	164
1973	840	193	1,388 (26)	1,919 (16)	3,307 (24)	199
1974	817	200	1,361 (26)	1,977 (20)	3,338 (24)	236
1975	900	234	2,068 (12)	1,869 (23)	3,937 (19)	293
1976	878	199	1,498 (27)	2,072 (15)	3,570 (24)	222
1977	879	228	1,989 (14)	1,875 (17)	3,864 (18)	299
1978	993	276	2,476 (6)	2,338 (18)	4,814 (16)	283
1979	1,034	268	2,571 (4)	2,256 (25)	4,827 (22)	362
1980	1,063	329	2,635 (2)	3,007 (17)	5,642 (4)	295
1981	947	241	1,734 (23)	2,777 (23)	4,511 (27)	281
1982	551	138	799 (26)	1,574 (19)	2,373 (28)	136
1983	1,033	295	1,998 (18)	2,902 (23)	4,900 (24)	288
1984	969	284	1,656 (23)	3,228 (17)	4,884 (23)	240
1985	998	270	1,570 (25)	3,082 (19)	4,652 (24)	284
1986	1,089	299	1,700 (19)	3,449 (13)	5,149 (16)	274
1987	998	294	1,923 (14)	3,300 (7)	5,223 (8)	345
1988	1,010	308	2,249 (4t)	2,956 (22)	5,205 (14)	424
1989	1,028	327	1,928 (12)	3,499 (10)	5,427 (9)	365
1990	1,006	376	1,417 (24)	4,805 (1)	6,222 (1)	405
1991	1,022	353	1,366 (23)	4,621 (1)	5,987 (2)	386
1992	958	339	1,626 (18)	4,029 (1)	5,655 (3)	352
1993	1,066	330	1,792 (12)	3,866 (3)	5,658 (3)	368
1994	1,036	278	1,682 (12)	2,799 (25)	4,481 (26)	226
1995	1,046	295	1,664 (18)	3,241 (19)	4,905 (23)	348
1996	972	287	1,950 (6)	3,098 (21)	5,048 (18)	345
1997	993	288	2,414 (3)	2,505 (29)	4,919 (18)	333
1998	1,016	308	1,970 (9)	3,291 (15)	5,261 (9)	330
1999	1,011	294	1,811 (13)	3,479 (13t)	5,290 (13)	392
2000	1,036	299	2,084 (7)	3,266 (16)	5,350 (14)	346
2001	1,026	288	1,794 (12)	3,558 (8t)	5,352 (8)	336
2002	1,032	312	1,952 (11)	3,320 (20)	5,272 (17)	367
2003	1,013	310	1,623 (26)	3,878 (5)	5,501 (8)	435
2004	1,053	308	1,871 (14)	3,616 (10)	5,487 (11)	344
2005	1,022	279	1,525 (23)	3,597 (9)	5,122 (17)	299
2006	945	261	2,214 (5)	2,596 (30)	4,810 (27)	324
2007	1,037	306	2,109 (5)	2,878 (27)	4,987 (21)	301
2008	973	268	2,199 (7)	2,819 (27)	5,018 (21)	375
2009	990	288	2,592 (2)	3,031 (23)	5,623 (12)	354
2010	907	252	1,727 (17)	3,107 (25)	4,834 (27)	356
2011	984	281	1,438 (31)	3,923 (12)	5,361 (17)	325
2012	957	260	1,687 (21)	3,323 (22)	5,010 (26)	330
2013	1,032	311	1,894 (14)	3,496 (21)	5,390 (22)	362
2014	919	258	1,447 (26)	3,412 (22)	4,859 (29)	254
2015	976	298	1,485 (25)	3,503 (25t)	4,988 (30)	299
2016	1,008	322	2,187 (3)	3,541 (25)	5,728 (11)	381
2017	974	290	1,833 (15)	3,191 (23)	5,024 (23)	334
2018	938	289	2,023 (7)	2,975 (29)	4,998 (25)	310
2019	949	317	2,223 (3)	3,582 (21)	5,805 (12)	402
2020	1,031	381	2,690 (2)	3,653 (23)	6,343 (2t)	491
2021	1,133	362	2,404 (5)	3,418 (24)	5,822 (17)	419
2022	992	277	2,131 (13)	2,914 (30)	5,045 (30)	298
2023	1,002	298	1,846 (17)	3,067 (29)	4,913 (28)	305



ALL-TIME DEFENSIVE YARDS AND RANKINGS

Year	Total Plays	First Downs	Rush Yards (Rank)	Net Pass Yards (Rank)	Total Yards (Rank)	Total Points
1960	995	282	1,027 (2)	3,874 (8)	4,901 (6)	285
1961	899	235	1,634 (6)	2,391 (2)	4,025 (2)	242
1962	880	217	1,569 (3)	2,561 (2)	4,130 (2)	270
1963	873	256	1,710 (7)	2,606 (3)	4,316 (6)	372
1964	896	267	1,961 (7)	3,280 (6)	5,241 (8)	355
1965	946	271	2,683 (8)	2,470 (2)	5,153 (8)	429
1966	881	244	1,833 (7)	3,162 (8)	4,995 (9)	396
1967	910	233	1,637 (7)	2,418 (3)	4,055 (4)	199
1968	854	198	1,704 (4)	1,671 (1)	3,375 (1)	248
1969	833	183	1,556 (5)	2,217 (2)	3,773 (2)	279
1970	840	227	1,793 (17)	2,605 (24)	4,398 (25)	352
1971	880	237	1,723 (11)	2,072 (10)	3,795 (9)	330
1972	894	263	2,591 (25)	2,143 (11)	4,734 (23)	380
1973	929	274	2,410 (23)	2,237 (20)	4,647 (24)	447
1974	919	268	2,050 (19)	2,375 (20)	4,425 (22)	282
1975	952	264	1,680 (3)	2,457 (17)	4,137 (11)	226
1976	935	226	2,072 (16)	1,915 (8)	3,987 (10)	273
1977	933	247	1,815 (10)	2,142 (20)	3,957 (14)	230
1978	1,021	292	2,072 (9)	2,842 (24)	4,914 (17t)	298
1979	1,038	304	2,225 (17)	2,765 (14)	4,990 (13)	331
1980	932	259	1,811 (8)	2,801 (4)	4,612 (5)	251
1981	1,084	325	2,411 (24)	3,315 (17)	5,726 (24)	355
1982	613	187	1,225 (23)	2,213 (25)	3,438 (28)	245
1983	1,031	332	2,787 (28)	2,845 (4)	5,632 (22)	460
1984	1,075	345	2,789 (28)	3,179 (11)	5,968 (27)	437
1985	1,091	356	2,814 (28)	3,341 (18)	6,155 (27)	412
1986	1,054	285	2,035 (20)	2,999 (8)	5,034 (13)	329
1987	976	287	1,848 (17)	3,145 (17)	4,993 (17)	349
1988	985	304	1,592 (4)	3,266 (13)	4,858 (8)	365
1989	940	314	1,669 (9)	3,542 (17)	5,211 (13)	412
1990	890	279	1,575 (8)	3,060 (14)	4,635 (11)	307
1991	984	280	1,540 (6)	3,208 (14)	4,748 (9)	251
1992	907	254	1,634 (9)	2,577 (3)	4,211 (3)	258
1993	1,003	289	1,273 (1)	3,601 (23)	4,874 (14)	238
1994	971	275	2,120 (28)	2,795 (2)	4,915 (9)	352
1995	983	267	1,526 (8)	3,125 (3)	4,651 (5)	324
1996	956	271	1,385 (2)	3,225 (13)	4,610 (6)	319
1997	992	292	1,573 (4)	3,658 (27)	5,231 (22)	310
1998	955	279	1,610 (9t)	3,511 (20)	5,121 (16)	320
1999	994	300	1,550 (10)	3,695 (25)	5,245 (17)	324
2000	908	215	1,390 (3)	2,423 (1)	3,813 (1)	191
2001	996	300	1,431 (5)	4,084 (31)	5,515 (25)	388
2002	974	297	1,424 (2)	3,540 (25)	4,964 (10)	324
2003	926	275	1,295 (1)	3,606 (30)	4,901 (12)	324
2004	977	318	1,917 (18)	3,807 (26)	5,724 (27)	439
2005	960	294	1,894 (22)	3,216 (17)	5,110 (19)	421
2006	1,062	329	2,313 (30)	3,602 (27)	5,915 (32)	400
2007	978	268	1,478 (5)	3,187 (10)	4,665 (5)	297
2008	1,022	276	1,502 (6)	3,196 (9)	4,698 (7)	234
2009	1,038	323	1,711 (10t)	4,139 (31)	5,850 (28)	402
2010	1,139	356	1,851 (20)	4,032 (29)	5,883 (26)	339
2011	1,080	324	2,053 (24)	3,629 (14)	5,682 (T-18)	317
2012	1,086	358	2,035 (24)	3,964 (26)	5,999 (27)	471
2013	1,027	329	1,795 (20)	3,612 (11)	5,407 (14)	381
2014	1,099	357	2,195 (31)	3,773 (15)	5,968 (27)	438
2015	1,003	317	1,797 (18)	3,678 (7)	5,475 (12)	423
2016	1,031	324	1,413 (2)	4,307 (30)	5,720 (20)	378
2017	1,046	323	1,420 (4)	3,828 (25)	5,248 (13)	356
2018	1,001	298	1,863 (18)	3,471 (6)	5,334 (8)	303
2019	1,056	335	1,672 (12)	4,080 (24)	5,752 (21)	331
2020	1,076	391	1,933 (19)	4,439 (29)	6,372 (28)	439
2021	1,039	331	1,438 (2)	4,169 (25)	5,607 (12)	354
2022	1,100	339	1,307 (1)	4,671 (32)	5,978 (23)	359
2023	1,096	334	1,831 (13)	3,866 (18)	5,697 (18)	367



2023 ATTENDANCE

2023 PRESEASON

Home

New England Patriots	65,175
Preseason Home Total:	65,175

Away

@ Chicago Bears	59,829
@ Minnesota Vikings	66,689
Preseason Away Total:	126,518

2023 REGULAR SEASON

Home

L.A. Chargers	67,438
Cincinnati Bengals	68,951
Baltimore Ravens*	61,011
Atlanta Falcons	68,008
Carolina Panthers	62,493
Indianapolis Colts	65,262
Houston Texans	66,219
Seattle Seahawks	60,181
Jacksonville Jaguars	63,744
Regular Season Home Total:	583,307
Regular Season Home Average:	64,812

Away

@ New Orleans Saints	70,024
@ Cleveland Browns	67,919
@ Indianapolis Colts	65,287
@ Pittsburgh Steelers	65,969
@ Tampa Bay	62,725
@ Jacksonville	67,175
@ Miami Dolphins	66,068
@ Houston Texans	71,517
Regular Season Away Total:	536,684
Regular Season Away Average:	67,086

Regular Season Total (17 games) – 1,119,991 Average – 65,882

Nissan Stadium Game Totals (8 games*) – 522,296 . . Average – 65,287

*Game vs. Baltimore Ravens was played at Tottenham Hotspur Stadium in London



ATTENDANCE RECORDS

Total Combined Regular Season

1,166,846 (2022 – 17 games)
1,137,282 (2021 – 17 games)
1,119,991 (2023 – 17 games)
1,115,265 (2010 – 16 games)
1,098,921 (2007 – 16 games)
1,097,073 (2006 – 16 games)
1,097,039 (2000 – 16 games)
1,096,866 (2014 – 16 games)
1,092,094 (2018 – 16 games)
1,089,472 (2001 – 16 games)
1,088,061 (2008 – 16 games)
1,087,279 (2003 – 16 games)
1,086,095 (2009 – 16 games)
1,077,697 (2011 – 16 games)
1,070,701 (2012 – 16 games)

Total Home Regular Season

617,102 (2021 – 9 games)
583,307 (2023 – 9 games)****
553,192 (2005 – 8 games)
553,144 (2006–2014, 8 games per season)
551,210 (2004 – 8 games)
550,472 (2003 – 8 games)
550,437 (2002 – 8 games)
550,393 (2001 – 8 games)
548,929 (2022 – 8 games)
547,524 (2000 – 8 games)

Regular Season Home Game

69,484 (vs. Kansas City, 2021)
69,459 (vs. Indianapolis, 2022)
69,441 (vs. Cincinnati, 2022)
69,419 (vs. Buffalo, 2021)
69,414 (vs. New Orleans, 2021)
69,363 (vs. New England, 2018)

Away Game

90,616 (at Dallas, 2010)
90,466 (at Dallas, 2018)
88,550 (at Washington, 2006)

Postseason Game

80,023 (at Buffalo, 1989)

Largest Nissan Stadium Attendance

69,484 (vs. Kansas City, 2021)

Largest Vanderbilt Stadium Attendance

41,121 (vs. Minnesota, 1998)

Largest Liberty Bowl Att. (Memphis)

50,677 (vs. Pittsburgh, 1997)

Largest Astrodome Att. (Houston)

64,934 (vs. Pittsburgh, 1992)
64,184 (vs. Kansas City, 1994)**

Largest Rice Stadium Att. (Houston)

52,580 (vs. N.Y. Jets, 1965)
36,375 (vs. Oakland, 1967)

Largest Jeppesen Stadium Att. (Houston)

37,981 (vs. Dallas Texans, 1962)***
37,854 (vs. San Diego, 1961)

*AFC Wild Card Game

**AFC Divisional Playoff

***AFL Championship Game

****One game in London



ALL-TIME REGULAR SEASON ATTENDANCE TOTALS

YEARLY TOTALS				HOME TOTALS				AWAY TOTALS			
Year	Attendance	Games	Average	Year	Attendance	Games	Average	Year	Attendance	Games	Average
1960	272,940	14	19,496	1960	140,136	7	20,019	1960	132,804	7	18,972
1961	316,379	14	22,599	1961	195,024	7	27,861	1961	121,355	7	17,336
1962	295,108	14	21,079	1962	200,285	7	28,612	1962	94,823	7	13,546
1963	337,235	14	24,088	1963	163,372	7	23,339	1963	173,863	7	24,838
1964	327,284	14	23,377	1964	141,777	7	20,254	1964	185,507	7	26,501
1965	450,249	14	32,161	1965	240,857	7	34,408	1965	209,392	7	29,913
1966	411,555	14	29,397	1966	177,896	7	25,414	1966	233,659	7	33,380
1967	447,385	14	31,956	1967	185,129	7	26,447	1967	262,256	7	37,465
1968	569,255	14	40,661	1968	283,383	7	40,483	1968	285,872	7	40,839
1969	599,862	14	42,847	1969	309,420	7	44,203	1969	290,442	7	41,492
1970	659,432	14	47,102	1970	294,425	7	42,061	1970	365,007	7	52,144
1971	658,611	14	47,044	1971	289,954	7	41,422	1971	368,657	7	52,665
1972	684,790	14	48,914	1972	285,851	7	40,836	1972	398,939	7	56,991
1973	593,244	14	42,375	1973	219,386	7	31,341	1973	373,858	7	53,408
1974	614,609	14	43,901	1974	237,403	7	33,915	1974	377,206	7	53,887
1975	718,775	14	51,341	1975	336,458	7	48,065	1975	382,317	7	54,617
1976	713,217	14	50,944	1976	331,895	7	47,414	1976	381,322	7	54,475
1977	721,334	14	51,524	1977	345,820	7	49,403	1977	375,514	7	53,645
1978	872,727	16	54,545	1978	411,652	8	51,457	1978	461,075	8	57,634
1979	855,514	16	53,470	1979	396,580	8	49,573	1979	458,934	8	57,367
1980	898,625	16	56,164	1980	398,699	8	49,837	1980	499,926	8	62,491
1981	845,112	16	52,280	1981	355,259	8	44,407	1981	489,853	8	61,232
1982	402,513	9	44,724	1982	200,340	5	40,068	1982	202,173	4	50,543
1983	707,215	16	44,201	1983	321,440	8	40,180	1983	385,775	8	48,222
1984	707,644	16	44,228	1984	323,533	8	40,442	1984	384,111	8	48,014
1985	734,041	16	45,878	1985	329,445	8	41,181	1985	404,596	8	50,575
1986	693,294	16	43,331	1986	303,786	8	37,973	1986	389,508	8	48,689
1987	685,703	15	45,714	1987	259,875	7	37,125	1987	425,828	8	53,229
1988	845,396	16	52,838	1988	365,981	8	45,748	1988	479,415	8	59,927
1989	889,424	16	55,589	1989	451,027	8	56,378	1989	438,397	8	54,800
1990	917,819	16	57,364	1990	449,275	8	56,159	1990	468,544	8	58,568
1991	921,346	16	57,584	1991	482,726	8	60,341	1991	438,620	8	54,828
1992	965,366	16	60,335	1992	479,428	8	59,928	1992	485,938	8	60,743
1993	944,071	16	59,004	1993	452,522	8	56,565	1993	491,549	8	61,444
1994	822,738	16	51,421	1994	353,514	8	44,189	1994	469,224	8	58,653
1995	764,253	16	47,766	1995	288,860	8	36,108	1995	475,393	8	59,424
1996	604,633	16	37,790	1996	254,600	8	31,825	1996	350,033	8	43,754
1997	683,765	16	42,735	1997	224,757	8	28,095	1997	459,008	8	57,376
1998	791,806	16	49,487	1998	299,555	8	37,444	1998	492,251	8	61,531
1999	1,017,727	16	63,608	1999	528,890	8	66,111	1999	488,837	8	61,105
2000	1,097,039	16	68,565	2000	547,524	8	68,441	2000	549,515	8	68,689
2001	1,089,472	16	68,092	2001	550,393	8	68,799	2001	539,079	8	67,385
2002	1,050,989	16	65,687	2002	550,437	8	68,805	2002	500,552	8	62,569
2003	1,087,279	16	67,955	2003	550,472	8	68,809	2003	536,807	8	67,101
2004	1,051,730	16	65,733	2004	551,210	8	68,901	2004	500,520	8	62,565
2005	1,059,178	16	66,199	2005	553,192	8	69,149	2005	505,986	8	63,248
2006	1,097,073	16	68,567	2006	553,144	8	69,143	2006	543,929	8	67,991
2007	1,098,921	16	68,683	2007	553,144	8	69,143	2007	545,777	8	68,222
2008	1,088,061	16	68,004	2008	553,144	8	69,143	2008	534,917	8	66,865
2009	1,086,095	16	67,881	2009	553,144	8	69,143	2009	532,951	8	66,619
2010	1,115,265	16	69,704	2010	553,144	8	69,143	2010	562,121	8	70,265
2011	1,077,697	16	67,356	2011	553,144	8	69,143	2011	524,553	8	65,569
2012	1,070,701	16	66,919	2012	553,144	8	69,143	2012	517,557	8	64,695
2013	1,057,807	16	66,113	2013	553,144	8	69,143	2013	504,663	8	63,083
2014	1,096,866	16	68,554	2014	553,144	8	69,143	2014	543,722	8	67,965
2015	1,045,359	16	65,335	2015	498,435	8	62,304	2015	546,924	8	68,366
2016	1,016,507	16	63,532	2016	517,273	8	63,532	2016	499,234	8	62,404
2017	1,040,119	16	65,007	2017	525,214	8	65,652	2017	514,905	8	64,363
2018	1,092,094	16	68,256	2018	516,161	8	64,520	2018	575,933	8	71,992
2019	1,047,496	16	65,469	2019	516,074	8	64,509	2019	531,422	8	66,428
2020	135,103	16	8,444	2020	84,527	8	10,566	2020	50,576	8	6,322
2021	1,137,282	17	66,899	2021	617,102	9	68,567	2021	520,180	8	65,023
2022	1,166,846	17	68,638	2022	548,929	8	68,616	2022	617,917	9	68,657
2023	1,119,991	17	65,882	2023	583,307	9*	64,812	2023	536,684	8	67,086
Totals	52,086,966	983	52,988	Totals	25,098,761	492	51,014	Totals	26,988,205	491	54,966





TENNESSEE TITANS

**PLAYOFF HISTORY
AND RECORDS**

FRANCHISE PLAYOFF GAME HISTORY

SEASON/DATE	DAY	ROUND	OPPONENT	SITE	RESULT	SCORE	
						TITANS	OPP.
1960 (10-4 regular season, 6-1 home, 4-3 road, First Place AFL East, Head Coach -- Lou Rymkus)							
01/01/61	Sunday	AFL Championship	LA CHARGERS	Houston (Jeppesen Stadium)	W	24	16
1961 (10-3-1 regular season, 6-1 home, 4-2-1 road, First Place AFL East, Head Coaches -- 5 games Lou Rymkus, 9 games Wally Lemm)							
12/24/61	Sunday	AFL Championship	at San Diego	San Diego (Balboa Stadium)	W	10	3
1962 (11-3 regular season, 6-1 home, 4-2 road, First Place AFL East, Head Coach -- Frank "Pop" Ivy)							
12/23/62	Sunday	AFL Championship	DALLAS TEXANS	Houston (Jeppesen Stadium)	L (2 OT)	17	20
1967 (9-4-1 regular season, 5-2 home, 4-2-1 road, First Place AFL East, Head Coach -- Wally Lemm)							
12/31/67	Sunday	AFL Championship	at Oakland	Oakland (Alameda County Coliseum)	L	7	40
1969 (6-6-2 regular season, 4-2-1 home, 2-4-1 road, Second Place AFL East, Head Coach -- Wally Lemm)							
12/21/69	Sunday	AFL Divisional	at Oakland	Oakland (Alameda County Coliseum)	L	7	56
1978 (10-6 regular season, 5-3 home, 5-3 road, Second Place AFC Central, Head Coach -- O.A. "Bum" Phillips)							
12/24/78	Sunday	Wild Card	at Miami	Miami (Orange Bowl)	W	17	9
12/31/78	Sunday	Divisional	at New England	New England (Schaefer Stadium)	W	31	14
01/07/79	Sunday	Conference	at Pittsburgh	Pittsburgh (Three Rivers Stadium)	L	5	34
1979 (11-5 regular season, 6-2 home, 5-3 road, Second Place AFC Central, Head Coach -- O.A. "Bum" Phillips)							
12/23/79	Sunday	Wild Card	DENVER	Houston (Astrodome)	W	13	7
12/29/79	Saturday	Divisional	at San Diego	San Diego (San Diego Stadium)	W	17	14
01/06/80	Sunday	Conference	at Pittsburgh	Pittsburgh (Three Rivers Stadium)	L	13	27
1980 (11-5 regular season, 6-2 home, 5-3 road, Tied First Place AFC Central, Head Coach -- O.A. "Bum" Phillips)							
12/28/80	Sunday	Wild Card	at Oakland	Oakland (Alameda County Coliseum)	L	7	27
1987 (9-6 regular season, 5-2 home, 4-4 road, Second Place AFC Central, Head Coach -- Jerry Glanville)							
01/03/88	Sunday	Wild Card	SEATTLE	Houston (Astrodome)	W (OT)	23	20
01/10/88	Sunday	Divisional	at Denver	Denver (Mile High Stadium)	L	10	34
1988 (10-6 regular season, 7-1 home, 3-5 road, Tied Second Place AFC Central, Head Coach -- Jerry Glanville)							
12/24/88	Saturday	Wild Card	at Cleveland	Cleveland (Cleveland Stadium)	W	24	23
01/01/89	Sunday	Divisional	at Buffalo	Buffalo (Rich Stadium)	L	10	17
1989 (9-7 regular season, 6-2 home, 3-5 road, Tied Second Place AFC Central, Head Coach -- Jerry Glanville)							
12/31/89	Sunday	Wild Card	PITTSBURGH	Houston (Astrodome)	L (OT)	23	26
1990 (9-7 regular season, 6-2 home, 3-5 road, Tied First Place AFC Central, Head Coach -- Jack Pardee)							
01/06/91	Sunday	Wild Card	at Cincinnati	Cincinnati (Riverfront Stadium)	L	14	41
1991 (11-5 regular season, 7-1 home, 4-4 road, First Place AFC Central, Head Coach -- Jack Pardee)							
12/29/91	Sunday	Wild Card	NY JETS	Houston (Astrodome)	W	17	10
01/04/92	Saturday	Divisional	at Denver	Denver (Mile High Stadium)	L	24	26
1992 (10-6 regular season, 5-3 home, 5-3 road, Second Place AFC Central, Head Coach -- Jack Pardee)							
01/03/93	Sunday	Wild Card	at Buffalo	Buffalo (Rich Stadium)	L (OT)	38	41
1993 (12-4 regular season, 7-1 home, 5-3 road, First Place AFC Central, Head Coach -- Jack Pardee)							
01/16/94	Sunday	Divisional	KANSAS CITY	Houston (Astrodome)	L	20	28
1999 (13-3 regular season, 8-0 home, 5-3 road, Second Place AFC Central, Head Coach -- Jeff Fisher)							
01/08/00	Saturday	Wild Card	BUFFALO	Tennessee (LP Field)	W	22	16
01/16/00	Sunday	Divisional	at Indianapolis	Indianapolis (RCA Dome)	W	19	16
01/23/00	Sunday	Conference	at Jacksonville	Jacksonville (Alltel Stadium)	W	33	14
01/30/00	Sunday	Super Bowl XXXIV	ST. LOUIS	Atlanta (Georgia Dome)	L	16	23
2000 (13-3 regular season, 7-1 home, 6-2 road, First Place AFC Central, Head Coach -- Jeff Fisher)							
01/07/01	Sunday	Divisional	BALTIMORE	Tennessee (LP Field)	L	10	24
2002 (11-5 regular season, 6-2 home, 5-3 road, First Place AFC South, Head Coach -- Jeff Fisher)							
01/11/03	Saturday	Divisional	PITTSBURGH	Tennessee (LP Field)	W (OT)	34	31
01/19/03	Sunday	Conference	at Oakland	Oakland (Network Associates Coliseum)	L	24	41
2003 (12-4 regular season, 7-1 home, 5-3 road, Second Place AFC South, Head Coach -- Jeff Fisher)							
01/03/04	Saturday	Wild Card	at Baltimore	Baltimore (M&T Bank Stadium)	W	20	17
01/10/04	Saturday	Divisional	at New England	New England (Gillette Stadium)	L	14	17
2007 (10-6 regular season, 5-3 home, 5-3 road, Third Place AFC South, Head Coach -- Jeff Fisher)							
01/06/08	Sunday	Wild Card	at San Diego	San Diego (Qualcomm Stadium)	L	6	17
2008 (13-3 regular season, 7-1 home, 6-2 road, First Place AFC South, Head Coach -- Jeff Fisher)							
01/10/09	Saturday	Divisional	BALTIMORE	Tennessee (LP Field)	L	10	13
2017 (9-7 regular season, 6-2 home, 3-5 road, Second Place AFC South, Head Coach -- Mike Mularkey)							
01/06/18	Saturday	Wild Card	at Kansas City	Kansas City (Arrowhead Stadium)	W	22	21
01/13/18	Saturday	Divisional	at New England	New England (Gillette Stadium)	L	14	35
2019 (9-7 regular season, 4-4 home, 5-3 road, Second Place AFC South, Head Coach -- Mike Vrabel)							
01/04/20	Saturday	Wild Card	at New England	New England (Gillette Stadium)	W	20	13
01/11/20	Saturday	Divisional	at Baltimore	Baltimore (M&T Bank Stadium)	W	28	12
01/19/20	Sunday	Conference	at Kansas City	Kansas City (Arrowhead Stadium)	L	24	35
2020 (11-5 regular season, 5-3 home, 6-2 road, First Place AFC South, Head Coach -- Mike Vrabel)							
01/10/21	Sunday	Wild Card	BALTIMORE	Tennessee (Nissan Stadium)	L	13	20
2021 (12-5 regular season, 7-2 home, 5-3 road, First Place AFC South, Head Coach -- Mike Vrabel)							
01/22/22	Saturday	Divisional	CINCINNATI	Tennessee (Nissan Stadium)	L	16	19

All-Time Playoff Record: 17-23 (6-7 home, 11-15 road, 0-1 neutral site)



ALL-TIME PLAYOFF LEADERS

CAREER RUSHING YARDS

Player	Games	Att	Yds	Avg	TD
1. Eddie George	9	206	776	3.8	5
2. Derrick Henry	7	156	732	4.7	4
3. Earl Campbell	6	135	420	3.1	4
4. Steve McNair	9	54	349	6.5	6
5. Lorenzo White	7	76	264	3.5	1
6. Allen Pinkett	6	47	219	4.7	1
7. Tim Wilson	7	54	174	3.2	0
8. Alonzo Highsmith	5	26	149	5.7	0
9. Mike Rozier	4	48	147	3.1	2
10. Billy Cannon	3	44	135	3.1	0
Rob Carpenter	4	39	135	3.5	0

CAREER RECEPTIONS

Player	Games	No	Yds	Avg	TD
1. Ernest Givins	10	60	774	12.9	8
2. Haywood Jeffires	8	41	513	12.5	3
3. Drew Hill	8	38	513	13.5	1
4. Frank Wycheck	9	37	313	8.5	1
5. Curtis Duncan	9	34	274	8.1	2
6. Derrick Mason	9	29	312	10.8	1
7. Tim Wilson	7	24	202	8.4	1
8. Eddie George	9	23	149	6.5	0
9. Mike Barber	7	16	329	20.6	2
A.J. Brown	5	16	289	18.1	2
10. Rob Carpenter	4	15	98	6.5	0
Corey Davis	6	15	166	11.1	3

CAREER PASSING YARDS

Player	Games	Att	Cmp	Pct	Yds	TD	Int	Rate
1. Warren Moon	9	351	230	65.5	2,578	15	12	87.3
2. Steve McNair	9	282	166	58.9	1,591	6	9	68.4
3. Dan Pastorini	5	116	71	61.2	954	4	8	70.1
4. Ryan Tannehill	5	110	69	62.7	754	7	5	85.2
5. George Blanda	3	117	57	48.7	722	5	10	47.0
6. Marcus Mariota	5	69	42	60.9	463	4	1	94.1
7. Pete Beathard	2	81	33	40.7	351	2	4	41.7
8. Kerry Collins	1	42	26	61.9	281	0	1	71.6
9. Ken Stabler	1	26	15	57.7	243	0	2	57.1
10. Cody Carlson	2	33	16	48.5	165	2	1	70.9
11. Vince Young	1	29	16	55.2	138	0	1	53.5
12. Gifford Nielsen	4	24	13	54.2	129	1	2	48.8

CAREER SCORING

Player	Games	TD	PAT	FG	Total
1. Al Del Greco	9	0	21	14	63
2. Ernest Givins	10	8	0	0	48
3. Steve McNair	9	6	0	0	36
Tony Zendejas	5	0	9	9	36
5. Toni Fritsch	7	0	11	8	35
6. Eddie George	5	5	0	0	30
7. Earl Campbell	4	4	0	0	24
Derrick Henry	7	4	0	0	24
8. Haywood Jeffires	8	3	0	0	18
Corey Davis	6	3	0	0	18
10. George Blanda	3	0	6	3	15
Joe Nedney	2	0	6	3	15

CAREER FIELD GOALS

Player	Games	Made	Att	Pct	Lg
1. Al Del Greco	9	14	22	63.6	53
2. Tony Zendejas	5	9	14	64.3	49
3. Toni Fritsch	7	8	10	80.0	35
4. Rob Bironas	2	3	5	60.0	44
George Blanda	3	3	6	50.0	46
Joe Nedney	2	3	4	75.0	42
7. Gary Anderson	2	2	3	66.7	46
Stephen Gostkowski	1	2	2	100.0	45

CAREER PUNTING AVERAGE

Player	Games	Punt	Yds	Avg	TB	In20	Lg
1. Brett Kern	7	34	1,570	46.2	4	17	63
2. Greg Montgomery	8	27	1,149	42.6	3	4	59
3. Ode Burrell	1	11	455	41.4	-	-	57
4. Craig Hentrich	11	51	2,090	41.0	4	17	66
5. Cliff Parsley	7	40	1,607	40.2	-	-	56
6. Jeff Gossett	2	6	239	39.8	0	1	57
7. Jim Norton	4	18	707	39.3	-	-	53
8. Charlie Milstead	1	5	170	34.0	-	-	43

CAREER KICKOFF RETURN YARDS

Player	Games	No	Yds	Avg	TD
1. Derrick Mason	9	17	492	28.9	1
2. Bobby Jancik	2	9	239	26.6	0
3. Allen Pinkett	8	13	221	17.0	0
4. John Simon	2	9	201	22.3	0
5. Justin McCareins	4	8	148	18.5	0
6. Adoree' Jackson	6	6	126	21.0	0
7. Johnnie Dirden	2	5	109	21.8	0
8. Lorenzo White	7	7	108	15.4	0
9. Robert Woods	3	5	104	20.8	0
10. Ode Burrell	2	4	89	22.3	0
11. Zeke Moore	1	3	87	29.0	0

CAREER INTERCEPTIONS

Player	Games	No	Yds	Avg	TD
1. Vernon Perry	4	6	75	12.5	1
2. Gregg Bingham	5	3	38	12.7	0
Bubba McDowell	6	3	90	30.0	1
Mike Reinfeldt	5	3	35	11.7	0
5. Richard Johnson	4	2	25	12.5	0
Samari Rolle	9	2	17	8.5	0
Greg Stemmick	5	2	0	0.0	0
8. (25 players tied with one interception including Kevin Byard and Amani Hooker)					

CAREER SACKS (SINCE 1970)

Player	No
1. Elvin Bethea	5.0
Andy Dorris	5.0
3. Harold Landry III	4.5
4. Jason Fisk	3.5
5. William Fuller	3.0
Jevon Kearse	3.0
Jeffery Simmons	3.0

CAREER TACKLES (SINCE 1974)

Player	No
1. Al Smith	55
2. Keith Bulluck	48
3. Gregg Bingham	45
4. Kevin Byard	44
5. John Grimsley	41



INDIVIDUAL PLAYOFF RECORDS: SERVICE

Most Games, Head Coach

11	Jeff Fisher, 1999-08
7	O.A. "Bum" Phillips, 1978-80
5	Jerry Glanville, 1987-89
5	Jack Pardee, 1990-93
5	Mike Vrabel, 2018-21

Most Games Won, Head Coach

5	Jeff Fisher, 1999-08
4	O.A. "Bum" Phillips, 1978-80
2	Jerry Glanville, 1987-89

2	Mike Vrabel, 2019
---	-------------------

Most Games Lost, Head Coach

6	Jeff Fisher, 1999-08
4	Jack Pardee, 1990-93
3	Jerry Glanville, 1987-89
3	O.A. "Bum" Phillips, 1978-80
3	Mike Vrabel, 2018-21

INDIVIDUAL PLAYOFF RECORDS: SCORING

POINTS

Most Points, Career

63	Al Del Greco, (21 PAT, 14 FG)
48	Ernest Givins, (8 TD)
36	Steve McNair, (6 TD)
35	Toni Fritsch, (11 PAT, 8 FG)
33	Tony Zendejas, (9 PAT, 8 FG)

Most Points, Game

13	Al Del Greco, @ Indianapolis, 1/16/00
12	Mike Barber, @ New England, 12/31/78
12	Allen Pinkett, @ Cleveland, 12/24/88
12	Ernest Givins, vs. Pittsburgh, 12/31/89
12	Ernest Givins, @ Cincinnati, 1/6/91
12	Ernest Givins, vs. NY Jets, 12/29/91
12	Haywood Jeffires, @ Buffalo, 1/3/93
12	Steve McNair, @ Jacksonville, 1/23/00
12	Steve McNair, @ Oakland, 1/19/03
12	Corey Davis, @ New England, 1/13/18

Most Points, Opponent, Game

18	Andre Reed, @ Buffalo, 1/3/93
16	George Blanda, @ Oakland, 12/31/67
14	Gary Anderson, vs. Pittsburgh, 12/31/89
13	Evan McPherson, vs. Cincinnati 1/22/22
12	James White, @ New England, 1/13/18
12	Tyreek Hill, @ Kansas City, 1/19/20

TOTAL TOUCHDOWNS

Most Touchdowns, Career

8	Ernest Givins, (8 receiving)
6	Steve McNair, (6 rushing)
5	Eddie George, (5 rushing)
4	Earl Campbell, (4 rushing)
4	Derrick Henry, (4 rushing)
3	Haywood Jeffires, (3 receiving)
3	Corey Davis, (3 receiving)

Most Touchdowns, Game

2	Mike Barber, @ New England, 12/31/78
2	Allen Pinkett, @ Cleveland, 12/24/88

2	Ernest Givins, vs. Pittsburgh, 12/31/89
2	Ernest Givins, @ Cincinnati, 1/6/91
2	Ernest Givins, vs. NY Jets, 12/29/93
2	Haywood Jeffires, @ Buffalo, 1/3/93
2	Steve McNair, @ Jacksonville, 1/23/00
2	Eddie George, vs. St. Louis, 1/30/00
2	Steve McNair, @ Oakland, 1/19/03
2	Corey Davis, @ New England, 1/13/18

Most Touchdowns, Opponent, Game

3	Andre Reed, @ Buffalo, 1/3/91
---	-------------------------------

Most Consecutive Games Scoring Touchdown

3	Ernest Givins, 1989-91
3	Eddie George, 1999-02
2	7 times, last by A.J. Brown, 2020-21

POINTS AFTER TOUCHDOWN

Most Attempts, Career

21	Al Del Greco, 1991-93, 99-00
11	Toni Fritsch, 1979-80
9	Tony Zendejas, 1987-89
9	Greg Joseph, 2019

Most Attempts, Game

5	Al Del Greco, @ Buffalo, 1/3/93
4	Toni Fritsch, @ New England, 12/31/78
4	Al Del Greco, @ Jacksonville, 1/23/00
4	Joe Nedney, vs. Pittsburgh, 1/11/03
4	Greg Joseph, @ Baltimore 1/11/20

Most Made, Career

21	Al Del Greco, 1991-93, 99-00
11	Toni Fritsch, 1978-80
9	Tony Zendejas, 1987-89
9	Greg Joseph, 2019

Most Made, Game

5	Al Del Greco, @ Buffalo, 1/3/93
4	Al Del Greco, @ Indianapolis, 1/16/00
4	Toni Fritsch, @ New England, 12/31/78
4	Al Del Greco, @ Jacksonville, 1/23/00
4	Joe Nedney, vs. Pittsburgh, 1/11/03
4	Greg Joseph, @ Baltimore 1/11/20

Most Made, Opponent, Game

8	George Blanda, @ Oakland, 12/21/69
5	Jim Breech, @ Cincinnati, 1/6/91
5	Steve Christie, @ Buffalo, 1/3/93
5	Sebastian Janikowski, @ Oakland, 1/19/03
5	Harrison Butker, @ Kansas City, 1/19/20

Most Made, No Misses, Career

21	Al Del Greco, 1991-93, 99-00
11	Toni Fritsch, 1978-80
9	Tony Zendejas, 1987-89
9	Greg Joseph, 2019

FIELD GOALS

Most Attempted, Career

22	Al Del Greco, 1991-93, 99-00
14	Tony Zendejas, 1987-89
9	Toni Fritsch, 1978-80

Most Attempted, Game

5	Tony Zendejas, vs. Seattle, 1/3/89
4	Al Del Greco, @ Indianapolis, 1/16/00
4	Al Del Greco, vs. Baltimore, 1/7/01
4	Tony Zendejas, vs. Pittsburgh, 12/31/88
4	Jeff Reed, vs. Pittsburgh, 1/11/03

Most Attempted, Opponent, Game

4	Jeff Wilkins, vs. St. Louis, 1/30/00
4	Roy Gerela, @ Pittsburgh, 1/7/79
4	Gary Anderson, vs. Pittsburgh, 12/31/89
4	Evan McPherson, vs. Cincinnati 1/22/22

Most Made, Career

14	Al Del Greco, 1991-93, 99-00
9	Tony Zendejas, 1987-89
7	Toni Fritsch, 1978-80

Most Made, Game

4	Al Del Greco, @ Indianapolis, 1/16/00
3	Al Del Greco, vs. Buffalo, 1/8/00
3	Tony Zendejas, vs Seattle, 1/3/88
3	Tony Zendejas, vs Pittsburgh, 12/31/89

Most Made, Opponent, Game

4	Roy Gerela, @ Pittsburgh, 1/7/79
---	----------------------------------



INDIVIDUAL PLAYOFF RECORDS: SCORING

4	Evan McPherson, vs. Cincinnati 1/22/22
3	Mike Vanderjagt, @ Indianapolis, 1/16/00
3	Jeff Wilkins, vs. St. Louis, 1/30/00
3	Ben Agajanian, vs. LA Chargers, 1/1/61
3	Matt Bahr, @ Cleveland, 12/24/88
3	Jeff Reed, vs. Pittsburgh, 1/11/03

Most Consecutive Games Made

9	Al Del Greco, 1991-93, 99-00
6	Toni Fritsch, 1978-80
5	Tony Zendejas, 1987-89

Longest Field Goal

53	Al Del Greco, vs. NY Jets, 12/29/91
49	Al Del Greco, @ Indianapolis, 1/16/00
49	Tony Zendejas, vs. Seattle, 1/3/88
49	Tony Zendejas, @ Cleveland, 12/24/88
49	Al Del Greco, vs. Kansas City, 1/16/94
49	Ryan Succop, @ Kansas City, 1/6/18

Highest Field Goal Percentage (5 attempts)

77.8	Toni Fritsch, 6 games (7-9)
64.3	Tony Zendejas, 5 games (9-14)
63.6	Al Del Greco, 9 games (14-22)

SAFETIES

Most, Career

1	Jevon Kearse, 1999
1	Ted Washington, 1979

Most, Game

1	Jevon Kearse, vs. Buffalo, 1/8/00
1	Ted Washington, @ Pittsburgh, 1/7/79

INDIVIDUAL PLAYOFF RECORDS: RUSHING

RUSHING ATTEMPTS

Most Attempts, Career

206	Eddie George, 9 games
156	Derrick Henry, 7 games
135	Earl Campbell, 8 games
76	Lorenzo White, 7 games
54	Steve McNair, 9 games

Most Attempts, Game

34	Derrick Henry, @ New England, 1/4/20
30	Derrick Henry, @ Baltimore, 1/11/20
29	Eddie George, vs. Buffalo, 1/8/00
28	Eddie George, vs. St. Louis, 1/30/00
27	Earl Campbell, @ New England, 12/31/78
27	Earl Campbell, @ Oakland, 12/23/80
27	Eddie George, vs. Baltimore, 1/7/01
25	Eddie George, @ Baltimore, 1/3/04
23	Derrick Henry, @ Kansas City, 1/6/18

RUSHING YARDS

Most Yards Gained, Career

776	Eddie George, 9 games
732	Derrick Henry, 7 games
420	Earl Campbell, 8 games
349	Steve McNair, 9 games
264	Lorenzo White, 7 games
219	Allen Pinkett, 6 games

Most Yards Gained, Game

195	Derrick Henry, @ Baltimore, 1/11/20
182	Derrick Henry, @ New England, 1/4/20

162	Eddie George, @ Indianapolis, 1/16/00
156	Derrick Henry, @ Kansas City, 1/6/18
118	Earl Campbell, @ New England, 12/31/78
106	Eddie George, vs. Buffalo, 1/8/00

Longest Run From Scrimmage

68t	Eddie George, @ Indianapolis, 1/16/00
66	Derrick Henry, @ Baltimore, 1/11/20
51	Steve McNair, @ Jacksonville, 1/23/00
45	D'Onta Foreman, vs. Cincinnati, 1/22/22
35	Earl Campbell, @ New England, 12/31/78
35	Derrick Henry, @ Kansas City, 1/6/18

Highest Average Gain, Career (40 carries)

6.46	Steve McNair, 9 games (54-349)
4.69	Derrick Henry, 7 games (156-732)
4.66	Allen Pinkett, 6 games (47-219)
3.77	Eddie George, 9 games (206-776)
3.47	Lorenzo White, 5 games (76-264)
3.11	Earl Campbell, 8 games (135-420)

Highest Average Gain, Game (10 carries)

6.78	Derrick Henry vs. Kansas City, 1/6/18 (23-156)
6.55	Chris Johnson, vs. Baltimore, 1/10/09 (11-72)
6.50	Derrick Henry, @ Baltimore, 1/11/20 (30-195)
6.23	Eddie George, @ Indianapolis, 1/16/00 (26-162)

5.35	Derrick Henry, @ New England, 1/4/20 (34-182)
4.37	Earl Campbell, @ New England, 12/31/78 (27-118)

RUSHING TOUCHDOWNS

Most Touchdowns, Career

6	Steve McNair, 9 games
5	Eddie George, 9 games
4	Earl Campbell, 8 games
4	Derrick Henry, 7 games
2	Mike Rozier, 4 games

Most Touchdowns, Game

2	Eddie George, vs. St. Louis, 1/30/00
2	Steve McNair, @ Jacksonville, 1/23/00
2	Steve McNair, @ Oakland, 1/19/03
1	22 times, last by Derrick Henry vs. Cincinnati, 1/22/22

Most Consecutive Games Rushing for TD's

3	Eddie George, 1999-02
2	Chris Brown, 2004
2	Steve McNair, 2002
2	Earl Campbell, 1978



INDIVIDUAL PLAYOFF RECORDS: PASSING

PASSER RATING

Passer Rating, Career (min. 100 attempts)

87.3	Warren Moon, 9 games
85.2	Ryan Tannehill, 5 games
72.3	Dan Pastorini, 5 games
68.4	Steve McNair, 9 games

PASS ATTEMPTS

Most Passes Attempted, Career

351	Warren Moon, 9 games
282	Steve McNair, 9 games
117	George Blanda, 3 games
116	Dan Pastorini, 5 games

Most Passes Attempted, Game

50	Warren Moon, @ Buffalo, 1/3/93
48	Warren Moon, vs. Pittsburgh, 12/31/89
46	George Blanda, vs. Dallas Texans, 12/23/62
46	Pete Beathard, @ Oakland, 12/21/69
46	Steve McNair, vs. Baltimore, 1/7/01

PASS COMPLETIONS

Most Completions, Career

230	Warren Moon, 9 games
166	Steve McNair, 9 games
71	Dan Pastorini, 5 games
69	Ryan Tannehill, 5 games
57	George Blanda, 3 games

Most Completions, Game

36	Warren Moon, @ Buffalo, 1/3/93
32	Warren Moon, vs. Kansas City, 1/16/94
29	Warren Moon, vs. Pittsburgh, 12/31/89

COMPLETION PERCENTAGE

Highest Completion Percentage, Career (100 att)

65.5	Warren Moon, 9 games
62.7	Ryan Tannehill, 5 games
61.2	Dan Pastorini, 5 games
58.9	Steve McNair, 9 games

Highest Completion Percentage, Game (10 att)

80.0	Dan Pastorini, @ New England, 12/31/78 (12-15)
75.0	Warren Moon, @ Denver, 1/4/92 (27-36)
74.4	Warren Moon, vs. Kansas City, 1/16/94 (32-43)

PASSING YARDS

Most Yards Gained, Career

2,578	Warren Moon, 9 games
1,591	Steve McNair, 9 games
954	Dan Pastorini, 5 games
754	Ryan Tannehill, 5 games
722	George Blanda, 3 games

Most Yards Gained, Game

371	Warren Moon, @ Buffalo, 1/3/93
338	Steve McNair, vs. Pittsburgh, 1/11/03
325	Warren Moon, @ Denver, 1/4/92
315	Warren Moon, vs. Pittsburgh, 12/31/89

Most Games, 300 or More Yards Passing, Career

4	Warren Moon, 9 games
---	----------------------

Most Consec. Games, 300 or More Yards Passing

3	Warren Moon, 1991-93
---	----------------------

Longest Pass Completion

88t	George Blanda (to Billy Cannon), vs. LA Chargers, 1/1/61
71t	Dan Pastorini (to Ken Burrough), @ N.E., 12/31/78
55	Dan Pastorini (to Mike Barber), @ Miami, 12/24/78
49t	Steve McNair (to Justin McCareins), @ Balt., 1/3/04

Highest Average Gain, Career (100 attempts)

8.22	Dan Pastorini, 5 games (116-954)
7.31	Warren Moon, 9 games (351-2578)
6.85	Ryan Tannehill, 5 games (110-754)
6.17	George Blanda, 3 games (117-722)

Highest Average Gain, Game (20 attempts)

10.55	Dan Pastorini, @ New England, 12/31/78
9.17	Ryan Tannehill, vs. Cincinnati, 1/22/22
9.03	Warren Moon, @ Denver, 1/4/92
8.53	Warren Moon, vs. Seattle, 1/3/88

TOUCHDOWN PASSES

Most Touchdown Passes, Career

15	Warren Moon, 9 games
7	Ryan Tannehill, 5 games
6	Steve McNair, 9 games
5	George Blanda, 3 games
4	Dan Pastorini, 5 games
4	Marcus Mariota, 5 games

Most Touchdown Passes, Game

4	Warren Moon, @ Buffalo, 1/3/93
3	George Blanda, vs. LA Chargers, 1/1/61
3	Dan Pastorini, @ New England, 12/31/78
3	Warren Moon, @ Denver, 1/4/92

Most Consecutive Games Touchdown Pass

5	Ryan Tannehill, 2019-21
4	Steve McNair, 2002-03
4	Warren Moon, 1991-93
3	George Blanda, 1960-62
3	Warren Moon, 1987-88

PASSES HAD INTERCEPTED

Lowest Percentage, Passes Had Intercepted, Career (100 attempts)

3.19	Steve McNair, 9 games (282-9)
3.42	Warren Moon, 9 games (351-12)
4.54	Ryan Tannehill, 5 games (110-5)
6.90	Dan Pastorini, 5 games (116-8)
8.54	George Blanda, 3 games (117-10)

Most Attempts Without Interception, Game

48	Warren Moon, vs. Pittsburgh, 12/31/89
37	Marcus Mariota, @ New England, 1/13/18
36	Steve McNair, vs. St. Louis, 1/30/99
36	Steve McNair, @ Oakland, 1/19/03
31	Ryan Tannehill, @ Kansas City, 1/19/20
29	Dan Pastorini, @ Miami, 12/24/78

Most Passes Had Intercepted, Career

12	Warren Moon, 9 games
10	George Blanda, 3 games
9	Steve McNair, 9 games
8	Dan Pastorini, 5 games
5	Ryan Tannehill, 5 games

Most Passes Had Intercepted, Game

5	George Blanda, @ San Diego, 12/25/61
5	George Blanda, vs. Dallas Texans, 12/23/62
5	Dan Pastorini, @ Pittsburgh, 1/7/79



INDIVIDUAL PLAYOFF RECORDS: RECEIVING

RECEPTIONS

Most Receptions, Career

60	Ernest Givins, 1987-93
41	Haywood Jeffires, 1988-93
38	Drew Hill, 1987-91
29	Derrick Mason, 1997-03

Most Receptions, Game

11	Ernest Givins, vs. Pittsburgh, 12/31/89
10	Frank Wycheck, vs. Pittsburgh, 1/11/03
10	Justin Gage, vs. Baltimore, 1/10/09
9	Drew Hill, vs. NY Jets, 12/29/91
9	Ernest Givins, @ Buffalo, 1/3/93
9	Haywood Jeffires, vs. Kansas City, 1/16/94

Most Consecutive Games, Pass Receptions

8	Haywood Jeffires, 1988-93
7	Frank Wycheck, 1999-2002
6	Ernest Givins, 1989-93
6	Derrick Mason, 1999-2003
	Derrick Henry, 2017-20
	Jonnu Smith, 2017-20

YARDS GAINED

Most Yards Gained, Career

774	Ernest Givins, 8 games
513	Drew Hill, 7 games
513	Haywood Jeffires, 7 games
312	Derrick Mason, 9 games

Most Yards Gained, Game

142	A.J. Brown, vs. Cincinnati, 1/22/22
136	Ernest Givins, vs. Pittsburgh, 12/31/89
135	Justin Gage, vs. Baltimore, 1/10/09
128	Billy Cannon, vs. L.A., 1/1/61
123	Frank Wycheck, vs. Pittsburgh, 1/11/03
117	Ernest Givins, @ Buffalo, 1/3/93

Most Games, 100 or More Receiving Yards, Career

3	Ernest Givins
1	Ken Burrough
1	Mike Barber
1	Frank Wycheck
1	A.J. Brown

Most Consecutive Games, 100 or More Receiving Yards

2	Ernest Givins
---	---------------

Longest Reception

88t	Billy Cannon, vs. LA Chargers, 1/1/61
71t	Ken Burrough, @ Miami, 12/24/78
55	Mike Barber, @ New England, 12/31/78
49t	Justin McCareins, @ Baltimore, 1/3/04

AVERAGE GAIN

Highest Average Gain, Career (14 receptions)

22.1	Mike Barber, (14-309)
18.4	A.J. Brown, (16-289)
13.5	Drew Hill, (38-513)
12.9	Ernest Givins, (60-774)

Highest Average Gain, Game (5 receptions)

28.4	A.J. Brown, vs. Cincinnati, 1/22/22 (5-142)
18.6	Drew Hill, @ Denver, 1/10/88 (5-93)
18.5	Ernest Givins, @ Denver, 1/4/92 (6-111)
17.2	Ken Burrough, @ Miami, 12/24/78 (6-103)
14.2	Eric Decker, @ New England, 1/13/18 (6-85)
13.8	A.J. Brown, vs. Baltimore, 1/10/21 (6-83)

TOUCHDOWNS

Most Touchdowns, Career

8	Ernest Givins, 8 games
3	Haywood Jeffires, 7 games
3	Corey Davis, 6 games
2	Billy Cannon, 2 games
2	Mike Barber, 2 games
2	Curtis Duncan, 5 games
2	Anthony Firkser, 5 games
2	A.J. Brown, 5 games

Most Touchdowns, Game

2	6 times, last by Corey Davis @ New England, 1/13/18
---	---

Most Consecutive Games with Touchdown Reception

3	Ernest Givins, 1989-91
2	Billy Cannon, 1960-61
2	Curtis Duncan, 1991-92
2	Haywood Jeffires, 1991-92
2	A.J. Brown, 2021-22

INDIVIDUAL PLAYOFF RECORDS: INTERCEPTIONS

INTERCEPTIONS

Most Interceptions, Career

5	Vernon Perry, 4 games
4	Mike Reinfeldt, 7 games
3	Bubba McDowell, 6 games
2	Samari Rolle, 9 games

Most Interceptions, Game

4*	Vernon Perry, @ San Diego, 12/29/79
2	Mike Reinfeldt, @ New England, 12/31/78
2	Bubba McDowell, vs. NY Jets, 12/29/91

INT. RETURN YARDS

Most Yards Gained, Career

90	Bubba McDowell, 6 games
75	Vernon Perry, 4 games
35	Mike Reinfeldt, 7 games

Most Yards Gained, Game

75t	Vernon Perry, @ Pittsburgh, 1/6/80
58t	Bubba McDowell, @ Buffalo, 1/3/93
32	Bubba McDowell, vs. NY Jets, 12/29/92

Longest Return

75t	Vernon Perry, @ Pittsburgh, 1/6/80
58t	Bubba McDowell, @ Buffalo, 1/3/93
31	Bubba McDowell, vs. NY Jets, 12/29/92
31	Kevin Byard, @ Baltimore, 1/11/20

INTERCEPTIONS FOR TDs

Most Touchdowns, Career

1	Vernon Perry, 1980
1	Bubba McDowell, 1993
1	Logan Ryan, 2017-19

Most Touchdowns, Game

1	Vernon Perry, @ Pittsburgh, 1/6/80
1	Bubba McDowell, @ Buffalo, 1/3/93
1	Logan Ryan, @ New England, 1/4/20

* NFL Record



INDIVIDUAL PLAYOFF RECORDS: PUNTING

PUNTS

Most Punts, Career

51	Craig Hentrich, 11 games
34	Brett Kern, 7 games
31	Cliff Parsley, 7 games
27	Greg Montgomery, 8 games

Most Punts, Game

11	Jim Norton, @ Oakland, 12/31/67
11	Ode Burrell, @ Oakland, 12/21/69
7	Craig Hentrich, vs. Buffalo, 1/8/00
7	Brett Kern, @ New England, 1/13/18
6	Cliff Parsley, @ New England, 12/31/78
6	Cliff Parsley, @ San Diego, 12/29/79
6	Greg Montgomery, @ Cincinnati, 1/6/91
6	Craig Hentrich, @ Baltimore, 1/3/04
6	Brett Kern, @ New England, 1/4/20
6	Brett Kern, @ Baltimore, 1/11/20

PUNTING YARDS

Longest Punt

66	Craig Hentrich, vs. Baltimore, 1/10/09
63	Craig Hentrich, @ Baltimore, 1/3/04
62	Brett Kern, @ New England, 1/13/18
59	Greg Montgomery, vs. Kansas City, 1/6/94
58	Brett Kern, @ New England, 1/4/20
57	Ode Burrell, @ Oakland, 12/21/69
57	Craig Hentrich, @ Indianapolis, 1/16/00
57	Brett Kern @ Kansas City, 1/6/18

Highest Average Yardage, Career (10 punts)

46.2	Brett Kern (34-1570)
42.6	Greg Montgomery (27-1149)
42.3	Ode Burrell (11-465)

Highest Average Yardage, Game (5 punts)

52.5	Brett Kern, @ Baltimore, 1/11/20 (6-315)
52.0	Craig Hentrich, @ Indianapolis, 1/16/00, (5-260)

48.6	Greg Montgomery, vs. Kansas City, 1/16/94 (5-243)
45.8	Brett Kern, @ New England, 1/4/20 (6-275)
45.6	Brett Kern, vs. Baltimore, 1/10/21 (5-228)
45.1	Brett Kern, @ New England, 1/13/18 (7-316)
44.7	Craig Hentrich, @ Baltimore, 1/3/04 (6-268)
44.6	Greg Montgomery, @ Buffalo, 1/1/89 (5-223)

INDIVIDUAL PLAYOFF RECORDS: PUNT RETURNS

PUNT RETURNS

Most Punt Returns, Career

21	Derrick Mason, 9 games
9	Richard Ellender, 3 games
5	Kenny Johnson, 2 games
5	Robert Woods, 2 games

Most Punt Returns, Game

6	Derrick Mason, @ Baltimore, 1/3/04
5	Derrick Mason, vs. Buffalo, 1/8/00
5	Richard Ellender, @ Denver, 12/23/79
4	Kenny Johnson, vs. Seattle, 1/3/88

PUNT RETURN YARDS

Most Yards Gained, Career

173	Derrick Mason, 9 games
75	Richard Ellender, 3 games
27	Kenny Johnson, 2 games
27	Bobby Gordon, 1 game

Most Yards Gained, Game

70	Derrick Mason, @ Baltimore, 1/3/04
49	Derrick Mason, @ Indianapolis, 1/16/00
42	Richard Ellender, @ Denver, 12/23/79
27	Bobby Gordon, vs. LA Chargers, 1/1/61
27	Kenny Johnson, vs. Seattle, 1/3/88

Longest Return

27	Bobby Gordon, vs. LA Chargers, 1/1/61
25	Richard Ellender, @ San Diego, 12/29/79
19	Derrick Mason, @ Indianapolis, 1/16/00
19	Gerald McNeil, @ Cincinnati, 1/6/91

Highest Average Gain, Career (5 returns)

8.3	Richard Ellender (9-75)
8.2	Derrick Mason (21-173)
5.4	Kenny Johnson (5-27)

Highest Average Gain, Game (3 returns)

16.3	Derrick Mason, @ Indianapolis, 1/16/00 (3-49)
11.7	Derrick Mason, @ Baltimore, 1/3/04 (6-70)
8.5	Richard Ellender, @ Denver, 12/23/79 (5-42)
6.8	Kenny Johnson, vs. Seattle, 1/3/88 (4-27)

INDIVIDUAL PLAYOFF RECORDS: KICKOFF RETURNS

KICKOFF RETURNS

Most Kickoff Returns, Career

17	Derrick Mason, 7 games
13	Allen Pinkett, 8 games
9	Bobby Jancik, 3 games
9	John Simon, 2 games
8	Justin McCareins, 4 games
7	Lorenzo White, 6 games

Most Kickoff Returns, Game

5	Derrick Mason, vs. St. Louis, 1/30/00
5	Bobby Jancik, vs. Dallas Texans, 12/23/62
5	John Simon, @ Oakland, 1/19/03
4	Adoree' Jackson, @ New England, 1/13/18

KICKOFF RETURN YARDS

Most Yards Gained, Career

492	Derrick Mason, 7 games
239	Bobby Jancik, 2 games
221	Allen Pinkett, 6 games

Most Yards Gained, Game

174	Derrick Mason, @ Jacksonville, 1/23/00
122	Derrick Mason, vs. St. Louis, 1/30/00



INDIVIDUAL PLAYOFF RECORDS: KICKOFF RETURNS

115 John Simon, @ Oakland, 1/19/03
 100 Bobby Jancik, @ Oakland, 12/31/67
 83 Adoree' Jackson, @ New England, 1/13/18

Longest Return

80t Derrick Mason, @ Jacksonville, 1/23/00
 48 Bobby Jancik, vs. Dallas Texans, 12/23/62
 47 Derrick Mason, @ Indianapolis, 1/16/00

Highest Average Gain, Career (5 returns)

28.9 Derrick Mason, 7 games
 26.6 Bobby Jancik, 2 games
 22.3 John Simon, 2 games
 21.0 Adoree' Jackson, 6 games
 20.8 Robert Woods, 3 games

Highest Average Gain, Game (3 returns)

43.5 Derrick Mason, @ Jacksonville, 1/23/00 (4-174)
 31.3 Derrick Mason, vs. Buffalo, 1/8/2000 (3-94)
 29.0 Zeke Moore @ Oakland 12/31/67 (3-87)

TEAM PLAYOFF RECORDS: SCORING

TEAM POINTS

Most Points in a Game

38 @ Buffalo, 1/3/93 (Buffalo 41, Oilers 38)
 34 vs. Pittsburgh, 1/11/03 (Titans 34, Steelers 31, OT)
 33 @ Jacksonville, 1/23/00 (Titans 33, Jac 14)
 31 @ New England, 12/31/78 (Oilers 31, New England 14)

Most Points in a Game, Opponent

56 @ Oakland, 12/21/69 (Oakland 56, Oilers 7)
 41 @ Buffalo, 1/3/93 (Buffalo 41, Oilers 38 OT)
 41 @ Cincinnati, 1/6/91 (Cincinnati 41, Oilers 14)
 41 @ Oakland, 1/19/03 (Raiders 41, Titans 24)

Fewest Points in a Game

5 @ Pittsburgh, 1/7/79 (Pittsburgh 34, Oilers 5)
 6 @ San Diego, 1/6/08 (SD 17, Titans 6)
 7 Three times, last @ Oakland, 12/28/80 (Oakland 27, Oilers 7)

Fewest Points in a Game, Opponent

3 @ San Diego, 12/24/61 (Oilers 10, San Diego 3)
 7 vs. Denver, 12/23/79 (Oilers 13, Denver 7)
 9 @ Miami, 12/24/78 (Oilers 17, Miami 9)

Most Decisive Win

19 @ Jacksonville, 1/23/00 (Titans 33, Jacksonville 14)

17 @ New England, 12/31/78 (Oilers 31, N.E. 14)
 16 @ Baltimore, 1/11/20 (Titans 28, Baltimore 12)
 8 @ Miami, 12/24/78 (Oilers 17, Miami 9)
 8 vs. LA Chargers, 1/1/61 (Oilers 24, LA Chargers 16)

Most Decisive Loss

49 @ Oakland, 12/21/69 (Oakland 56, Oilers 7)
 33 @ Oakland, 12/31/67 (Oakland 40, Oilers 7)
 29 @ Pittsburgh, 1/7/79 (Pittsburgh 34, Oilers 5)
 21 @ New England, 1/13/18 (Patriots 35, Titans 14)

Most Points in a Game, Both Teams

79 @ Buffalo, 1/3/93 (Buffalo 41, Oilers 38 OT)
 65 @ Oakland, 1/19/03 (Raiders 41, Titans 24)
 65 vs. Pittsburgh, 1/11/03 (Titans 34, Steelers 31)
 63 @ Oakland, 12/21/69 (Oakland 56, Oilers 7)
 55 @ Cincinnati, 1/6/91 (Cincinnati 41, Oilers 14)
 49 @ New England, 1/13/18 (Patriots 35, Titans 14)

Most Points, Each Half

1st 28, @ Buffalo, 1/3/93
 2nd 23, @ Jacksonville, 1/23/00

Most Points, Each Half, Opponent

1st 35, @ Oakland, 12/21/69
 2nd 35, @ Buffalo, 1/3/93

Most Points, Each Quarter

1st 14, @ Denver, 1/4/92, vs. Pittsburgh, 1/11/03
 2nd 21, @ Buffalo, 1/3/93
 21, @ New England, 12/31/78
 3rd 16, @ Jacksonville, 1/23/00
 4th 14, vs Pittsburgh, 12/31/89
 OT 3, vs. Pittsburgh, 1/11/03

Most Points, Each Quarter, Opponent

1st 28 @ Oakland, 12/21/69
 2nd 21, @ New England, 1/13/18
 3rd 28, @ Buffalo, 1/3/93
 4th 21, vs Kansas City, 1/16/94

TEAM TOUCHDOWNS

Most Touchdowns in a Game

5 @ Buffalo, 1/3/93

Most Touchdowns in a Game, Opponent

8 @ Oakland, 12/21/69

Most Touchdowns in a Game, Both Teams

10 @ Buffalo, 1/3/93 (Buffalo 5, Oilers 5)

Fewest Touchdowns in a Game, Both Teams

1 @ San Diego, 12/21/61 (Oilers 1, San Diego 0)



TEAM PLAYOFF RECORDS: FIRST DOWNS

Most First Downs in a Game

29	vs. Pittsburgh, 1/11/03
28	@ Oakland, 1/19/03
27	vs. St. Louis, 1/30/00
27	@ Buffalo, 1/3/93
27	vs. Seattle, 1/3/88

Most First Downs in a Game, Opponent

31	@ New England, 1/13/18
29	@ Baltimore, 1/11/20
26	@ Denver, 1/4/92
25	@ San Diego, 12/29/79
25	@ Oakland, 1/19/03
24	@ Cincinnati, 1/6/91

Most First Downs in a Game, Both Teams

53	@ Oakland, 1/19/03 (Titans 28, Raiders 25)
50	vs. St. Louis, 1/30/00 (Titans 27, St. Louis 23)
50	vs. Pittsburgh, 1/11/03 (Titans 29, Steelers 21)
49	@ Denver, 1/4/92 (Denver 26, Oilers 23)
46	@ Buffalo, 1/3/93 (Oilers 27, Buffalo 19)
46	@ New England, 1/13/18 (Patriots 35, Titans 14)

Fewest First Downs in a Game

10	@ Pittsburgh, 1/7/79
11	@ Pittsburgh, 1/6/80
11	@ Oakland, 12/31/67
12	vs. Baltimore, 1/10/21

Fewest First Downs in a Game, Opponent

6	vs. Baltimore, 1/7/01
9	vs. Baltimore, 1/10/09
11	vs. Seattle, 1/3/88
12	@ Oakland, 12/28/80

Fewest First Downs in a Game, Both Teams

28	@ Oakland, 12/31/67 (Oakland 18, Oilers 10)
28	@ Baltimore, 1/3/04 (Titans 16, Ravens 12)
29	vs. Baltimore, 1/7/01 (Titans 23, Ravens 6)
29	vs. Buffalo, 1/8/00 (Titans 16, Bills 13)
30	vs. Baltimore, 1/10/09 (Titans 21, Ravens 9)

Most First Downs in a Game, Rushing

13	@ New England, 1/4/20
12	vs. St. Louis, 1/30/00

Most First Downs in a Game, Rushing, Opponent

15	@ Cincinnati, 1/6/91
----	----------------------

Most First Downs in a Game, Rushing, Both Teams

19	@ Cincinnati, 1/6/91 (Cincinnati 15, Oilers 4)
19	@ New England, 1/4/20 (Tennessee 13, New England 6)
19	@ Baltimore, 1/11/20 (Tennessee 9, Baltimore 10)

Fewest First Downs in a Game, Rushing

1	@ Oakland, 12/21/69
	vs. Baltimore, 1/10/21
3	@ New England, 1/13/18

Fewest First Downs in a Game, Rushing, Opponent

1	@ Baltimore, 1/3/04
1	vs. St. Louis, 1/30/00
1	vs. Seattle, 1/3/88

Fewest First Downs in a Game, Rushing, Both Teams

6	@ Oakland, 12/21/69 (Oakland 5, Oilers 1)
---	---

Most First Downs in a Game, Passing

18	@ Buffalo, 1/3/93
18	vs. Pittsburgh, 12/31/89
18	vs. Seattle, 1/3/88
18	vs. Pittsburgh, 1/11/03

Most First Downs in a Game, Passing, Opponent

20	@ New England, 1/13/18
18	vs. St. Louis, 1/30/00
18	@ Baltimore, 1/11/20
17	@ San Diego, 12/29/79

Most First Downs in a Game, Passing, Both Teams

31	vs. St. Louis, 1/30/00 (St. Louis 18, Titans 13)
31	@ Buffalo, 1/3/93 (Oilers 18, Buffalo 13)

31	@ New England, 1/13/18 (Patriots 20, Titans 11)
----	---

Fewest First Downs in a Game, Passing

3	@ Pittsburgh, 1/7/79
---	----------------------

Fewest First Downs in a Game, Passing, Opponent

4	vs. Baltimore, 1/7/01
5	vs. Dallas Texans, 12/23/62
5	vs. Baltimore, 1/10/09

Fewest First Downs in a Game, Passing, Both Teams

11	vs. Buffalo, 1/8/00 (Buffalo 6, Titans 5)
11	@ Oakland, 12/31/67 (Oakland 6, Oilers 5)

Most First Downs in a Game, Penalty

7	@ Oakland, 1/19/03
4	@ San Diego, 12/24/61

Most First Downs in a Game, Penalty, Opponent

5	vs. Pittsburgh, 1/11/03
4	vs. St. Louis, 1/30/00
4	@ Cleveland, 12/24/88
4	vs. Dallas Texans, 12/23/62

Most First Downs in a Game, Penalty, Both Teams

10	@ Oakland, 1/19/03 (Titans 7, Raiders 3)
6	vs. St. Louis, 1/30/00 (St. Louis 4, Titans 2)
6	vs. Pittsburgh, 1/11/03 (Steelers 5, Titans 1)
5	@ Buffalo, 1/1/89 (Buffalo 3, Oilers 2)
5	@ San Diego, 12/23/61 (Oilers 4, San Diego 1)

Fewest First Downs in a Game, Penalty, Both Teams

0	vs. Seattle, 1/3/88
0	@ Baltimore, 1/3/04
0	vs. Cincinnati, 1/22/22

TEAM PLAYOFF RECORDS: NET YARDS GAINED RUSHING AND PASSING

Most Yards Gained in a Game

437	vs. Seattle, 1/3/88
430	vs. Pittsburgh, 1/11/03
429	@ Buffalo, 1/3/93
422	@ Denver, 1/4/92

Most Yards Gained in a Game, Opponent

530	@ Baltimore, 1/11/20
438	@ New England, 1/13/18
436	vs. St. Louis, 1/30/00
418	@ Denver, 1/4/92
412	@ Oakland, 12/21/69

Most Yards Gained in a Game, Both Teams

840	@ Denver, 1/4/92
830	@ Baltimore, 1/11/20
803	vs. St. Louis, 1/30/00
795	@ Buffalo, 1/3/93

Fewest Yards Gained in a Game

142	@ Pittsburgh, 1/7/79
146	@ Oakland, 12/31/67
197	@ Oakland, 12/21/69

Fewest Yards Gained in a Game, Opponent

134	vs. Baltimore, 1/7/01
-----	-----------------------

209	@ Miami, 12/24/78
211	vs. Baltimore, 1/10/09
216	vs. Denver, 12/23/79

Fewest Yards Gained in a Game, Both Teams

413	vs. Buffalo, 1/8/00
451	vs. Baltimore, 1/7/01
498	vs. Denver, 12/23/79
510	@ Oakland, 12/31/67



TEAM PLAYOFF RECORDS: RUSHING

TEAM RUSHING ATTEMPTS

Most Rushing Attempts in a Game

54	@ New England, 12/31/78
50	vs. Seattle, 1/3/88
45	@ Miami, 12/24/78

Most Rushing Attempts in a Game, Opponent

54	vs. Dallas Texans, 12/23/62
48	@ Oakland, 12/31/67
47	@ Pittsburgh, 1/7/79

Fewest Rushing Attempts in a Game

13	@ Cincinnati, 1/6/91
16	@ New England, 1/13/18
19	@ Denver, 1/4/92
19	@ Oakland, 12/21/69

Fewest Rushing Attempts in a Game, Opponent

11	vs. Seattle, 1/3/88
13	vs. St. Louis, 1/30/00
16	@ Baltimore, 1/3/04
16	@ Kansas City, 1/6/18
17	@ Oakland, 1/19/03
18	vs. Cincinnati, 1/22/22

TEAM RUSHING YARDS

Most Yards Gained in a Game Rushing

217	@ Baltimore, 1/11/20
202	@ Kansas City, 1/6/18
201	@ New England, 1/4/20
197	@ Indianapolis, 1/16/00
178	vs. Seattle, 1/3/88
177	@ Jacksonville, 1/23/00
165	@ Baltimore, 1/3/04

Most Yards Gained in a Game Rushing, Opponent

263	@ Oakland, 12/31/67
236	vs. Baltimore, 1/10/21
199	vs. Dallas Texans, 12/23/62
187	@ Cincinnati, 1/6/91

Most Yards Gained in a Game Rushing, Both Teams

402	@ Baltimore, 1/11/20 (Titans 217, Ravens 185)
321	@ Jacksonville, 1/23/00 (Titans 177, Jaguars 144)
301	@ Oakland, 12/31/67 (Oakland 263, Oilers 38)
299	@ New England, 1/4/20 (Tennessee 201, New England 98)
297	vs. Dallas Texans, 12/23/62 (Dallas 199, Oilers 98)

Fewest Yards Gained in a Game Rushing

24	@ Pittsburgh, 1/6/80
28	@ Oakland, 12/21/69
38	@ Oakland, 12/31/67
51	vs. Baltimore, 1/10/21
65	@ New England, 1/13/18

Fewest Yards Gained in a Game Rushing, Opponent

29	vs. St. Louis, 1/30/00
29	vs. Seattle, 1/3/88
49	vs. Baltimore, 1/7/01
50	vs. Baltimore, 1/10/09
54	@ Baltimore, 1/3/04
61	@ Denver, 1/10/88
65	vs. Cincinnati, 1/22/22

Fewest Yards Gained in a Game Rushing, Both Teams

110	vs. Kansas City, 1/16/94 (K.C. 71, Oilers 39)
134	@ Denver, 1/10/88 (Oilers 73, Denver 61)
138	@ Oakland, 12/21/69 (Oakland 37, Oilers 19)

Highest Average Gain in a Game

6.5	@ Kansas City, 1/6/18
6.0	@ Indianapolis, 1/16/00
5.9	@ Baltimore, 1/11/20
5.2	@ Cincinnati, 1/6/91
5.2	vs. Cincinnati, 1/22/22

Highest Average Gain in a Game, Opponent

6.7	vs. Baltimore, 1/10/21
6.4	@ Baltimore, 1/11/20
6.3	vs. Jacksonville, 1/23/00
5.9	vs. Pittsburgh, 12/31/89

Lowest Average Gain in a Game

1.1	@ Pittsburgh, 1/6/80
-----	----------------------

Lowest Average Gain in a Game, Opponent

1.7	vs. Baltimore, 1/10/09
2.1	vs. Baltimore, 1/7/01
2.1	@ Denver, 1/10/88
2.1	@ San Diego, 1/6/08

TEAM PLAYOFF RECORDS: PASSING

TEAM PASSING ATTEMPTS

Most Passes Attempted in a Game

50	@ Buffalo, 1/3/93
47	vs. Baltimore, 1/7/01
46	@ Oakland, 12/21/69
46	vs. Dallas Texans, 12/23/62

Most Passes Attempted in a Game, Opponent

59	@ Baltimore, 1/11/20
53	@ New England, 1/13/18
47	@ San Diego, 12/29/79
45	vs. St. Louis, 1/30/00
43	@ Indianapolis, 1/16/00

Most Passes Attempted in a Game, Both Teams

90	@ New England, 1/13/18 (Patriots 53, Titans 37)
87	vs. Pittsburgh, 1/11/03 (Titans 45, Steelers 42)
84	@ Buffalo, 1/3/93 (Oilers 50, Buffalo 34)
81	vs. St. Louis, 1/30/00 (St. Louis 45, Titans 36)

81	vs. Kansas City, 1/16/94 (Oilers 43, K.C. 38)
81	vs. Pittsburgh, 12/31/89 (Oilers 48, Pitt 33)

Fewest Passes Attempted in a Game

15	@ Baltimore, 1/11/20
15	@ New England, 12/31/78
16	@ New England, 1/4/20
19	@ San Diego, 12/29/79
22	vs. Denver, 12/23/79
23	@ Baltimore, 1/3/04

Fewest Passes Attempted in a Game, Opponent

14	vs. Dallas Texans, 12/23/62
17	vs. Baltimore, 1/7/01
19	@ Pittsburgh, 1/7/79
22	@ Oakland, 12/21/69
22	vs. Baltimore, 1/10/09

Fewest Passes Attempted in a Game, Both Teams

45	@ Pittsburgh, 1/7/79 (Oilers 26, Pittsburgh 19)
----	---

46	vs. Buffalo, 1/8/00 (Titans 24, Buffalo 22)
49	vs. Denver, 12/23/79 (Denver 27, Oilers 22)
50	vs. Baltimore, 1/10/21 (Titans 26, Baltimore 24)

TEAM PASS COMPLETIONS

Most Passes Completed in a Game

36	@ Buffalo, 1/3/93
32	vs. Kansas City, 1/16/94
29	vs. Pittsburgh, 12/31/89

Most Passes Completed in a Game, Opponent

35	@ New England, 1/13/18
31	@ Baltimore, 1/11/20
29	@ Oakland, 1/19/03
28	vs. Cincinnati, 1/22/22
25	@ San Diego, 12/29/79
24	vs. St. Louis, 1/30/00
24	@ Kansas City, 1/6/18



Most Passes Completed in a Game, Both Teams

57	@ Buffalo, 1/3/93 (Oilers 36, Buffalo 21)
57	@ New England, 1/13/18 (Patriots 35, Mariota 22)
54	vs. Kansas City, 1/16/94 (Oilers 32, K.C. 22)
50	@ Oakland, 1/19/03 (Raiders 29, Titans 21)
49	vs. NY Jets, 12/29/91 (Oilers 28, NY Jets 21)

Fewest Passes Completed in a Game

7	@ Baltimore, 1/11/20
9	@ New England, 1/4/20
10	@ San Diego, 12/29/79
10	vs. Denver, 12/23/79
12	Twice, last @ Pittsburgh, 1/7/79

Fewest Passes Completed in a Game, Opponent

5	vs. Baltimore, 1/7/01
8	@ Oakland, 12/28/80
9	vs. Dallas Texans, 12/23/62
10	vs. Buffalo, 1/8/00
10	@ Oakland, 12/31/67

Fewest Passes Completed in a Game, Both Teams

23	vs. Buffalo, 1/8/00 (Titans 13, Buffalo 10)
23	@ Oakland, 12/28/80 (Oilers 15, Oakland 8)
23	@ Pittsburgh, 1/7/79 (Oilers 12, Pittsburgh 11)

24	vs. Denver, 12/23/79 (Denver 14, Oilers 10)
----	---

Highest Completion Percentage in a Game (20 attempts)

75.0	@ Denver, 1/4/92
------	------------------

Highest Completion Percentage in a Game, Opponent (20 att.)

75.7	vs. Cincinnati, 1/22/22
72.7	@ Kansas City, 1/6/18
70.8	vs. Baltimore, 1/10/21
70.7	@ Oakland, 1/19/03

Lowest Completion Percentage in a Game (20 attempts)

39.1	@ Oakland, 12/21/69
------	---------------------

Lowest Completion Percentage in a Game, Opponent (20 att.)

34.5	@ Oakland, 12/28/80
------	---------------------

TEAM PASSING YARDS**Most Yards Gained in a Game, Passing**

347	@ Buffalo, 1/3/93
338	@ Pittsburgh, 1/11/03
325	vs. Denver, 1/4/92
315	vs. Pittsburgh, 12/31/89

Most Yards Gained in a Game, Passing, Opponent

407	vs. St. Louis, 1/30/00
349	@ San Diego, 12/29/79
345	@ Baltimore, 1/11/20
337	@ New England, 1/13/18

317	vs. Denver, 12/23/79
-----	----------------------

Fewest Yards Gained in a Game, Passing

55	vs. Buffalo, 1/8/00
70	@ Pittsburgh, 1/7/79
71	@ New England, 1/4/20
83	@ Baltimore, 1/11/20
108	@ Oakland, 12/31/67

Fewest Yards Gained in a Game, Passing, Opponent

38	vs. Dallas Texans, 12/23/62
96	vs. Buffalo, 1/8/00
101	@ Oakland, 12/31/67

Fewest Yards Gained in a Game, Passing, Both Teams

151	vs. Buffalo, 1/8/00 (Buffalo 96, Titans 55)
209	@ Oakland, 12/31/67 (Oilers 108, Oakland 101)
251	vs. Denver, 12/23/79 (Oilers 147, Denver 104)

TEAM PLAYOFF RECORDS: SACKS**Most Sacks in a Game**

9	vs. Cincinnati, 1/22/22
6	vs. Denver, 12/23/79
6	vs. Dallas Texans, 12/23/62
6	@ San Diego, 12/24/61
6	vs. Buffalo, 1/8/00
5	vs. Baltimore, 1/10/21
4	Three times, last at Baltimore, 1/11/20

Most Sacks in a Game, Opponent

9	vs. Kansas City, 1/16/94
8	@ New England, 1/13/18
7	@ Oakland, 12/28/80
6	@ Oakland, 12/21/69

Most Sacks in a Game, Both Teams

11	vs. Kansas City, 1/16/94 (Oilers 9, Kansas City 2)
10	@ San Diego, 12/24/61 (Oilers 6, San Diego 4)
10	vs. Cincinnati, 1/22/22 (Titans 9, Cincinnati 1)
7	@ Pittsburgh, 1/7/79 (Oilers 5, Pittsburgh 2)
6	@ Kansas City, 1/6/18 (Titans 4, Kansas City 2)
6	vs. Baltimore, 1/10/21 (Titans 5, Baltimore 1)

Fewest Sacks in a Game, Both Teams

0	@ Denver, 1/4/92
---	------------------

TEAM PLAYOFF RECORDS: PUNTING**PUNTS****Most Punts in a Game**

11	@ Oakland, 12/21/69
11	@ Oakland, 12/31/67
9	@ Oakland, 12/28/80

Most Punts in a Game, Opponent

9	@ Oakland, 12/28/80
8	vs. Baltimore, 1/10/09
8	@ Baltimore, 1/3/04

8	vs. Baltimore, 1/7/01
8	vs. Buffalo, 1/8/00
8	vs. Dallas Texans, 12/23/62
7	@ Indianapolis, 1/16/00
7	vs. Seattle, 1/3/88

Most Punts in a Game, Both Teams

18	@ Oakland, 12/28/80 (Oilers 9, Oakland 9)
16	@ Oakland, 12/21/69 (Oilers 11, Oakland 5)

15	vs. Buffalo, 1/8/00 (Buffalo 8, Titans 7)
15	@ Oakland, 12/31/67 (Oilers 11, Oakland 4)
14	@ Baltimore, 1/3/04 (Titans 6, Ravens 8)



TEAM PLAYOFF RECORDS: PUNTING

TEAM PUNTING AVERAGE

Highest Average Distance in a Game (4 Punts)

53.3	vs. Baltimore, 1/10/09
52.5	@ Baltimore, 1/11/20
52.0	@ Indianapolis, 1/16/00
45.8	@ New England, 1/4/20
45.6	vs. Baltimore, 1/10/21

45.1	@ New England, 1/13/18
44.3	@ Baltimore, 1/3/04
44.0	@ Oakland, 12/28/80

Highest Average Distance in a Game, Opponent (4 punts)

50.0	@ Kansas City, 1/6/18
48.8	@ Baltimore, 1/3/04
48.6	@ Indianapolis, 1/16/00

46.0	@ New England, 1/4/20
45.3	@ Jacksonville, 1/23/00
45.2	vs. Denver, 12/23/79

TEAM PLAYOFF RECORDS: INTERCEPTIONS

Most Interceptions in a Game

6	@ San Diego, 12/24/61
5	@ Pittsburgh, 1/7/79
5	vs. Dallas Texans, 12/23/62

Most Interceptions in a Game, Opponent

5	@ San Diego, 12/29/79
4	@ San Diego, 12/24/61
3	Six times, last vs. Cincinnati, 1/22/22

Most Interceptions in a Game, Both Teams

10	@ San Diego, 12/24/61 (Oilers 6, San Diego 4)
7	@ Pittsburgh, 1/7/79 (Oilers 5, Pittsburgh 2)
6	Twice, last @ San Diego, 12/29/79 (San Diego 5, Oilers 1)
5	@ Baltimore, 1/3/04 (Titans 3, Ravens 2)

Fewest Interceptions in a Game

0	11 times, last @ New England, 1/13/18
---	---------------------------------------

Fewest Interceptions in a Game, Opponents

0	11 times, last @ Baltimore, 1/11/20
---	-------------------------------------

Fewest Interceptions in a Game, Both Teams

0	Five times, last @ New England 1/13/18
1	Seven times, last @ Kansas City, 1/6/18

TEAM PLAYOFF RECORDS: FUMBLES

TEAM FUMBLES

Most Fumbles in a Game

7	vs. Kansas City, 1/16/94
6	@ Pittsburgh, 1/7/79
5	Four times, last vs. Baltimore, 1/10/09

Most Fumbles in a Game, Opponent

6	@ Pittsburgh, 1/7/79
5	@ Jacksonville, 1/23/00
3	@ Denver, 1/4/92
3	@ Oakland, 12/21/69
3	@ Oakland, 1/19/03

Most Fumbles in a Game, Both Teams

12	@ Pittsburgh, 1/7/79 (Oilers 6, Pittsburgh 6)
----	---

10	@ Jacksonville, 1/23/00 (Titans 5, Jacksonville 5)
7	vs. Baltimore, 1/10/09 (Titans 5, Baltimore 2)
7	vs. Kansas City, 1/16/94 (Oilers 7, Kansas City 0)
7	vs. San Diego, 12/24/61 (Oilers 5, San Diego 2)

TEAM FUMBLES LOST

Most Fumbles Lost in a Game

4	@ Pittsburgh, 1/7/79
3	@ Jacksonville, 1/23/00
2	Nine times, last vs. Baltimore, 1/10/09

Most Fumbles Lost in a Game, Opponent

4	@ Jacksonville, 1/23/00
---	-------------------------

3	@ Pittsburgh, 1/7/79
2	@ Miami, 12/24/78
2	vs. San Diego, 12/24/61

Most Fumbles Lost in a Game, Both Teams

7	@ Pittsburgh, 1/7/79 (Oilers 4, Pittsburgh 3)
7	@ Jacksonville, 1/23/00 (Jacksonville 4, Titans 3)
3	Six times, last @ Oakland, 1/19/03



TEAM PLAYOFF RECORDS: PENALTIES

PENALTIES

Most Penalties in a Game

13	@ Denver, 1/4/92
12	vs. Baltimore, 1/10/09
11	@ Cleveland, 12/24/88
10	@ New England, 1/13/18

Most Penalties in a Game, Opponent

14	@ Oakland, 12/28/80
14	@ Oakland, 1/19/03
10	vs. Buffalo, 1/8/00
10	@ San Diego, 12/24/61

Most Penalties in a Game, Both Teams

22	@ Oakland, 12/28/80 (Oakland 14, Oilers 8)
21	@ Oakland, 1/19/03 (Oakland 14, Titans 7)
20	@ Cleveland, 12/24/88 (Oilers 11, Cleveland 9)
20	vs. Baltimore, 1/10/09 (Titans 12, Baltimore 8)

Fewest Penalties in a Game

2	vs. Cincinnati, 1/22/22
2	vs. Baltimore, 1/10/21
2	vs. Buffalo, 1/8/00
2	@ Pittsburgh, 1/6/80
2	vs. Denver, 12/23/79
2	@ New England, 12/31/78

Fewest Penalties in a Game, Opponent

1	@ Miami, 12/24/78
2	@ New England, 1/10/04
3	@ New England, 1/4/20
3	vs. Seattle, 1/3/88
3	vs. LA Chargers, 1/1/61

Fewest Penalties in a Game, Both Teams

6	@ Miami, 12/24/78 (Oilers 5, Miami 1)
7	Four times, last vs. Baltimore, 1/10/21 (Titans 2, Baltimore 5)

YARDS PENALIZED

Most Yards Penalized in a Game

118	@ Cleveland, 12/24/88
92	vs. Pittsburgh, 1/11/03
89	vs. Baltimore, 1/10/09
85	@ Denver, 1/4/92

Most Yards Penalized in a Game, Opponent

127	@ Oakland, 1/19/03
106	@ San Diego, 12/24/61
100	@ Jacksonville, 1/23/00
92	@ New England, 12/24/78

Most Yards Penalized in a Game, Both Teams

193	@ Cleveland, 12/24/88 (Oilers 118, Cleveland 75)
-----	--

187	@ Oakland, 1/19/03 (Raiders 127, Titans 60)
174	@ San Diego, 12/24/61 (San Diego 106, Oilers 68)
155	Twice, last @ Denver, 1/4/92 (Oilers 85, Den. 70)

Fewest Yards Penalized in a Game

10	vs. Baltimore, 1/10/21
10	@ Pittsburgh, 1/6/80
12	vs. Buffalo, 1/8/00
15	vs. Cincinnati, 1/22/22
19	vs. Denver, 12/23/79

Fewest Yards Penalized in a Game, Opponent

5	@ Miami, 12/24/78
14	@ New England, 1/10/04
15	vs. LA Chargers, 1/1/61
20	vs. Seattle, 1/3/88

Fewest Yards Penalized in a Game, Both Teams

42	@ Miami, 12/24/78 (Oilers 37, Miami 5)
44	@ Pittsburgh, 1/6/80 (Pittsburgh 34, Oilers 10)
45	vs. Seattle, 1/3/88 (Oilers 25, Seattle 20)

BIG DAYS/PLAYOFFS (300 YDS PASSING, 100 YDS RUSHING, 100 YDS RECEIVING)

PASSING

371	Warren Moon @ Buffalo	Jan. 3, 1993	(36 of 50)
338	Steve McNair vs. Pittsburgh	Jan. 11, 2003	(27 of 44)
325	Warren Moon @ Denver	Jan. 4, 1992	(27 of 36)
315	Warren Moon vs. Pittsburgh	Dec. 31, 1989	(29 of 48)
306	Dan Pastorini @ Miami	Dec. 24, 1978	(20 of 29)
306	Warren Moon vs. Kansas City	Jan. 16, 1994	(32 of 43)
301	George Blanda vs. Los Angeles	Jan. 1, 1961	(16 of 32)

RUSHING

195	Derrick Henry @ Baltimore	Jan. 11, 2020	(30 carries)
182	Derrick Henry @ New England	Jan. 4, 2020	(34 carries)
162	Eddie George @ Indianapolis	Jan. 16, 2000	(26 carries)
156	Derrick Henry @ Kansas City	Jan. 6, 2018	(23 carries)
118	Earl Campbell @ New England	Dec. 31, 1978	(27 carries)
106	Eddie George vs. Buffalo	Jan. 8, 2000	(29 carries)

RECEIVING

142	A.J. Brown vs. Cincinnati	Jan. 22, 2022	(5 receptions)
136	Ernest Givins vs. Pittsburgh	Dec. 31, 1989	(11 receptions)
135	Justin Gage vs. Baltimore	Jan. 10, 2009	(10 receptions)
128	Billy Cannon vs. Los Angeles	Jan. 1, 1961	(3 receptions)
123	Frank Wycheck vs. Pittsburgh	Jan. 11, 2003	(10 receptions)
117	Ernest Givins @ Buffalo	Jan. 3, 1993	(9 receptions)
112	Mike Barber @ Miami	Dec. 24, 1978	(4 receptions)
111	Ernest Givins @ Denver	Jan. 4, 1992	(6 receptions)
103	Ken Burrough @ Miami	Dec. 24, 1978	(6 receptions)

CAREER 300-YARD PASSING PLAYOFF GAMES

No.	Player	W-L
4	Warren Moon	0-4
1	George Blanda	1-0
1	Dan Pastorini	1-0
1	Steve McNair	1-0

CAREER 100-YARD RUSHING PLAYOFF GAMES

No.	Player	W-L
3	Derrick Henry	3-0
2	Eddie George	2-0
1	Earl Campbell	1-0

CAREER 100-YARD RECEIVING PLAYOFF GAMES

No.	Player	W-L
3	Ernest Givins	0-3
1	Mike Barber	1-0
1	A.J. Brown	0-1
1	Ken Burrough	1-0
1	Billy Cannon	1-0
1	Justin Gage	0-1
1	Frank Wycheck	1-0



PLAYOFF GAME SUMMARIES

AFL CHAMPIONSHIP GAME – 1960
Houston 24, Los Angeles Chargers 16
January 1, 1961 • Jeppesen Stadium

One sensational play by rookie halfback Billy Cannon, the previous season's Heisman Trophy winner, was the difference, as the Houston Oilers defeated the Los Angeles Chargers 24-16 in the first AFL Championship game. The Chargers took the early lead on two field goals by Ben Agajanian, but QB George Blanda brought the Oilers back, throwing a 17-yard touchdown pass to Dave Smith and kicking an 18-yard field goal, which put Houston ahead 10-9 at halftime. The teams exchanged touchdowns in the third quarter, with Blanda throwing a seven-yard scoring pass to Bill Groman and Chargers halfback Paul Lowe pounding over from the 2. Protecting a one-point lead in the fourth quarter and facing a third-and-nine at the Houston 12, Blanda threw a short pass to Cannon, who broke a tackle and outran the Chargers' secondary to complete an 88-yard scoring play. In the final minute of the game, the Chargers drove down the field, reaching the Houston 22. However, the Oilers held on fourth down for the title.

Los Angeles	6	3	7	0	16
Houston	0	10	7	7	24

TEAM	SCORING PLAY	QTR-INTO
Chargers	Agajanian 38 yd. field goal	1-10:58
Chargers	Agajanian 22 yd. field goal	1-6:44
Oilers	Smith 17 yd. pass from Blanda (Blanda kick)	2-11:09
Oilers	Blanda 18 yd. field goal	2-5:15
Chargers	Agajanian 27 yd. field goal	2-0:09
Oilers	Groman 7 yd. pass from Blanda (Blanda kick)	3-N/A
Chargers	Lowe 2 yd. run (Agajanian, kick)	3-N/A
Oilers	Cannon 88 yd. pass from Blanda (Blanda kick)	4-N/A

Missed FG: N/A
 Attendance: 32,183

	Chargers	Oilers
First downs	21	17
Total yards	333	401
Rushing yards	162	100
Passing yards	171	301
Passes-comp.-Int.	41-21-2	32-16-0
Punts-avg.	4-41.0	5-34.0
Punt return yards	2-42	0-0
Kickoff return yards	5-123	5-128
Fumbles-lost	2-0	0-0
Penalties-yards	3-15	4-54

RUSHING									
OILERS	Att	Yds	Lg	TD	CHARGERS	Att	Yds	Lg	TD
Cannon	18	50	NA	0	Lowe	21	165	NA	1
Smith	19	45	NA	0	Kemp	6	19	NA	0
Hall	3	5	NA	0	Ferguson	4	14	NA	0
					Ford	2	5	NA	0
TOTALS	40	100	NA	0	TOTALS	35	162	NA	1

PASSING									
OILERS	Att	Cmp	Yds	TD-I	CHARGERS	Att	Cmp	Yds	TD-I
Blanda	31	16	301	3-0	Kemp	41	21	171	0-2
Cannon	1	0	0	0-0					
TOTALS	32	16	301	3-0	TOTALS	41	21	171	0-2

RECEIVING									
OILERS	Rec	Yds	Lg	TD	CHARGERS	Rec	Yds	Lg	TD
Smith	5	52	NA	1	Norton	6	55	NA	0
Cannon	3	128	NA	1	Lowe	3	35	NA	0
Carson	1	13	NA	0	Womble	6	23	NA	0
Hennigan	4	71	NA	0	Kocourek	3	57	NA	0
Groman	3	37	NA	1	Ferguson	2	29	NA	0
					Flowers	1	6	NA	0
TOTALS	16	301	NA	3	TOTALS	21	171	NA	0

AFL CHAMPIONSHIP GAME – 1961
Houston 10, San Diego Chargers 3
Dec. 24, 1961 • Balboa Stadium

The Houston Oilers defeated the San Diego Chargers 10-3 to win their second consecutive AFL title. In a game marked by turnovers, Houston had seven and San Diego six. The only score of the first half came on a 46-yard field goal by George Blanda, which followed a nine-yard San Diego punt. In the third quarter, the Oilers put together the only sustained drive of the game, moving 80 yards. With a third-and-five at the San Diego 35, Blanda rolled to his right and found Billy Cannon open at the 17. Cannon jumped to make the catch, shrugged off a would-be tackler, and motored into the end zone for a touchdown that put Houston up 10-0. The Chargers scored early in the fourth quarter on a 12-yard field goal by George Blair, but they could not get on the scoreboard again.

San Diego	0	0	0	3	3
Houston	0	3	7	0	10

TEAM	SCORING PLAY	QTR
Oilers	Blanda 46 yd. field goal	2
Oilers	Cannon 35 yd. pass from Blanda (Blanda kick)	3
Chargers	Blair 12 yd. field goal	4

Missed FG: N/A
 Attendance: 29,556

	Chargers	Oilers
First downs	15	18
Total yards	482	416
Rushing yards	79	96
Passing yards	177	160
Passes-comp.-Int.	31-17-4	41-18-6
Punts-avg.	6-33.3	4-41.5
Punt return yards	1-16	0-0
Kickoff return yards	2-50	0-0
Fumbles-lost	2-2	5-1
Penalties-yards	10-106	5-68
Field goals made-att	1-1	1-1

RUSHING											
OILERS	Att	Yds	Lg	TD	CHARGERS	Att	Yds	Lg	TD		
Cannon	15	48	22	0	Lincoln	3	7	4	0		
Tolar	16	52	20	0	Lowe	5	30	12	0		
Blanda	2	4	1	0	Roberson	8	37	23	0		
					Kemp	4	5	17	0		
TOTALS	33	96	22	0	TOTALS	20	79	23	0		

PASSING											
OILERS	Att	Cmp	Yds	TD-I	CHARGERS	Att	Cmp	Yds	TD-I		
Blanda	40	18	160	1-5	Kemp	32	17	226	0-4		
Groman	1	0	0	0-1							
TOTALS	41	18	160	1-6	TOTALS	32	17	226	0-4		

RECEIVING											
OILERS	Rec	Yds	Lg	TD	CHARGERS	Rec	Yds	Lg	TD		
Cannon	5	53	35	1	Lincoln	1	3	3	0		
Tolar	2	2	8	0	Roberson	1	11	11	0		
Groman	3	32	19	0	Kocourek	7	123	40	0		
Hennigan	5	43	14	0	Norton	3	48	28	0		
Dewveall	2	10	11	0	Flowers	2	17	9	0		
McLeod	1	20	20	0	Scarpitto	1	9	9	0		
					Hayes	1	5	5	0		
TOTALS	18	160	35	1	TOTALS	17	226	40	0		

* Some game summaries in this section from *Total Football* and *NFL Record & Fact Book*.



PLAYOFF GAME SUMMARIES

AFL CHAMPIONSHIP GAME – 1962
Dallas 20, Houston 17 (2 OT)
Dec. 23, 1962 • Jeppesen Stadium

In what was at the time the longest game in the history of professional football, the Dallas Texans dethroned the two-time defending AFL champion Houston Oilers when Tommy Brooker kicked a 25-yard field goal after 2:54 of the sixth quarter, or 17:54 of sudden-death overtime. The Texans led 17-0 after two quarters, but the Oilers, tied it up with 17 second-half points. The overtime started with a potentially damaging gaffe by Dallas captain Abner Haynes, who had already scored twice, but who won the toss and then elected to 'kick to the clock'. What Haynes wanted was the strong wind behind his team, but, by saying kick first, it gave the Oilers the chance to decide which end to take, and they, needless to say, chose to have the wind behind them. As it turned out, it didn't matter. After an interception near the end of the first overtime period, the Texans took over. Two big plays by fullback Jack Spikes put the ball at the Houston 19, and, on fourth-and-nine, Brooker ended the contest.

Dallas 3	14	0	0	0	3	20
Houston 0	0	7	10	0	0	17

TEAM	SCORING PLAY	QTR-INTO
Dallas	Brooker 16 yd. field goal	1-4:21
Dallas	Haynes 28 yd. pass from Dawson (Brooker kick)	2-14:31
Dallas	Haynes 2 yd. run (Brooker, kick)	2-3:31
Houston	Dewveall 15 yd. pass from Blanda (Blanda kick)	3-11:51
Houston	Blanda 31 yd. field goal	4-11:09
Houston	Tolar 1 yd. run (Blanda kick)	4-5:51
Dallas	Brooker 25 yd. field goal	6-12:05

Attendance: 37,081

	Texans	Oilers
First downs	19	21
Total yards	287	359
Rushing yards	199	98
Passing yards	88	261
Passes-comp.-Int.	14-9-0	46-23-5
Punts-avg.	8-31.2	3-39.3
Punt return yards	1-0	1-0
Kickoff return yards	4-86	5-139
Fumbles-lost	1-1	1-1
Penalties-yards	10-73	5-47
Field goals made-att	2-1	0-0

RUSHING									
OILERS	Att	Yds	Lg	TD	TEXANS	Att	Yds	Lg	TD
Tolar	17	58	12	1	Spikes	11	77	33	0
Cannon	11	37	7	0	McClinton	24	70	8	0
Smith	2	3	4	0	Dawson	5	26	11	0
					Haynes	14	26	14	0
TOTALS	30	98	12	1	TOTALS	54	199	33	0

PASSING									
OILERS	Att	Cmp	Yds	TD-I	TEXANS	Att	Cmp	Yds	TD-I
Blanda	46	23	261	1-5	Dawson	14	9	88	1-0
TOTALS	46	23	261	1-5	TOTALS	14	9	88	1-0

RECEIVING									
OILERS	Rec	Yds	Lg	TD	TEXANS	Rec	Yds	Lg	TD
Hennigan	3	37	19	0	Haynes	3	45	28	1
Tolar	1	8	8	0	Spikes	2	24	14	0
McLeod	5	70	21	0	Arbanas	2	21	12	0
Cannon	6	54	21	0	Bishop	1	0	0	0
Dewveall	6	95	24	1	McClinton	1	4	4	0
Jamison	1	9	9	0					
Smith	1	6	6	0					
TOTALS	23	261	24	1	TOTALS	9	88	28	1

AFL CHAMPIONSHIP GAME – 1967
Oakland 40, Houston 7
Dec. 31, 1967 • Alameda County Coliseum

Big plays before and after halftime broke open a tight game, as the Raiders won their first AFL title with a 40-7 victory against Houston. The Raiders led 10-0 in the final minutes of the half, the big play a 69-yard touchdown run by Hewritt Dixon. The Raiders lined up for a field goal attempt from the Houston 17, but instead quarterback Daryle Lamonica took the snap and threw to a wide open Dave Kocourek for a touchdown with 18 seconds remaining to build the lead to 17-0. The Oilers hoped for a big play to open the second half, and they got it, but it was in favor of the Raiders. Zeke Moore fumbled the kickoff and Oakland recovered deep in Houston territory, leading to Lamonica's one-yard quarterback sneak. In the next two quarters, George Blanda kicked three field goals, to give him 16 points for the day, and Lamonica threw a touchdown pass to Bill Miller.

Oakland 3	14	10	13	40
Houston 0	0	0	7	7

TEAM	SCORING PLAY	QTR
Oakland	Blanda 37 yd. field goal	1
Oakland	Dixon 69 yd. run (Blanda kick)	2
Oakland	Kocourek 17 yd. pass from Lamonica (Blanda kick)	2
Oakland	Lamonica 1 yd. run (Blanda kick)	3
Oakland	Blanda 40 yd field goal	3
Oakland	Blanda 42 yd. field goal	4
Houston	Frazier 5 yd. pass from Beathard (Wittenborn kick)	4
Oakland	Blanda 36 yd. field goal	4
Oakland	Miller 12 yd. pass from Lamonica (Blanda kick)	4

Attendance: 53,330

	Raiders	Oilers
First downs	18	11
Total yards	364	146
Rushing yards	263	38
Passing yards	101	108
Passes-comp.-Int.	26-10-0	35-15-1
Punts-avg.	4-44.3	11-38.6
Fumbles-lost	0-0	4-2
Penalties-yards	4-69	7-45

RUSHING									
OILERS	Att	Yds	Lg	TD	RAIDERS	Att	Yds	Lg	TD
Granger	14	19	NA	0	Dixon	21	144	NA	1
Campbell	6	15	NA	0	Banaszak	15	116	NA	0
Blanks	1	6	6	0	Lamonica	5	22	NA	1
Beathard	1	-2	-2	0	Hagberg	2	-1	NA	0
TOTALS	22	38	NA	0	TOTALS	43	281	NA	2

PASSING									
OILERS	Att	Cmp	Yds	TD-I	RAIDERS	Att	Cmp	Yds	TD-I
Beathard	35	15	142	1-1	Lamonica	24	10	111	2-0
					Blanda	2	0	0	0-0
TOTALS	35	15	142	1-1	TOTALS	26	10	111	2-0

RECEIVING									
OILERS	Rec	Yds	Lg	TD	RAIDERS	Rec	Yds	Lg	TD
Frazier	7	81	NA	1	Miller	3	32	NA	1
Reed	4	60	NA	0	Cannon	2	31	NA	0
Campbell	2	5	NA	0	Biletnikoff	2	19	NA	0
Taylor	1	6	NA	0	Kocourek	1	17	17	1
TOTALS	14	151	NA	1	TOTALS	8	99	17	2



PLAYOFF GAME SUMMARIES

AFL PLAYOFF GAME – 1969
Oakland 56, Houston 7
Dec. 21, 1969 • Alameda County Coliseum

Oakland scored four touchdowns in 4:22 of the first quarter, as the Raiders jumped to a quick 28-0 lead on the way to a 56-7 victory over the Oilers. The key figure was quarterback Daryle Lamonica, who threw six touchdown passes. On their second possession, the Raiders moved 50 yards in five plays, with Lamonica throwing a 13-yard scoring pass to Fred Biletnikoff. On the first play after the kickoff, George Atkinson intercepted Pete Beathard's pass and returned it 57 yards for a score. The Oilers again lost the ball the first play after the kickoff, as Hoyle Granger fumbled and Carleton Oats recovered at the Houston 24. On first down, Lamonica hit Rod Sherman for a touchdown. Following the next kickoff, Houston again fumbled - this time by Beathard on the fourth play - and Tom Keating recovered. Again it took the Raiders one play to score, Lamonica finding Biletnikoff for the touchdown.

Oakland	25	7	14	7	56
Houston	0	0	0	7	7

TEAM	SCORING PLAY	QTR-INTO
Raiders	Biletnikoff 13 yd. pass from Lamonica (Blanda kick)	1-6:33
Raiders	Atkinson 57 yd. interception return (Blanda kick)	1-7:26
Raiders	Sherman 24 yd. pass from Lamonica (Blanda kick)	1-8:32
Raiders	Biletnikoff 31 yd. pass from Lamonica (Blanda kick)	1-10:55
Raiders	Smith 60 yd. pass from Lamonica (Blanda kick)	2-9:12
Raiders	Sherman 23 yd. pass from Lamonica (Blanda kick)	3-9:49
Raiders	Cannon 3 yd. pass from Lamonica (Blanda kick)	3-14:49
Oilers	Reed 8 yd. pass from Beathard (Gerela kick)	4-6:17
Raiders	Hubbard 4 yd. run (Blanda kick)	4-12:35

Missed FG: None
Attendance: 53,539

	Raiders	Oilers
First downs	17	14
Total yards	412	197
Rushing yards	110	28
Passing yards	302	169
Passes-comp.-Int.	22-14-3	46-18-3
Punts-avg.	5-42.0	11-41.4
Punt return yards	3-27	2-4
Kickoff return yards	2-64	7-130
Fumbles-lost	3-1	3-2
Penalties-yards	7-63	3-48

RUSHING									
OILERS	Att	Yds	Lg	TD	RAIDERS	Att	Yds	Lg	TD
Granger	14	29	9	0	Dixon	13	48	17	0
Campbell	1	0	0	0	Smith	8	3	3	0
Levias	1	4	4	0	Hubbard	6	19	5	1
Beathard	3	-5	3	0	Todd	8	31	30	0
					Hagberg	2	9	5	0
TOTALS	19	28	9	0	TOTALS	37	110	30	1

PASSING									
OILERS	Att	Cmp	Yds	TD-I	RAIDERS	Att	Cmp	Yds	TD-I
Beathard	46	18	209	1-3	Lamonica	17	13	276	6-1
					Blanda	5	1	33	0-2
TOTALS	46	18	209	1-3	TOTALS	22	14	309	6-3

RECEIVING									
OILERS	Rec	Yds	Lg	TD	RAIDERS	Rec	Yds	Lg	TD
Bierne	5	48	12	0	Biletnikoff	3	70	31	2
Reed	7	81	18	1	Sherman	4	60	24	2
Granger	3	31	24	0	Smith	4	103	60	1
Haik	2	42	29	0	Todd	1	40	40	0
Levias	1	7	7	0	Hubbard	1	33	33	0
					Cannon	1	3	3	1
TOTALS	18	209	29	1	TOTALS	14	309	60	6

AFC WILD CARD GAME – 1978
Houston 17, Miami 9
Dec. 24, 1978 • Orange Bowl

The Oilers, making their first postseason appearance since 1969, advanced to the divisional playoffs on a brilliant passing performance by Dan Pastorini, who completed 20 of 29 passes for 306 yards and one touchdown. The two AFC wild card teams were locked in a 7-7 tie until midway through the fourth quarter. But Pastorini then completed all four of his passes in a 53-yard drive that set up Toni Fritsch's 35-yard field goal for a 10-7 lead with 7:25 left. One play after the ensuing kickoff, Gregg Bingham intercepted a Bob Griese pass and the Oilers drove 50 yards in 10 plays (9 on the ground) for Earl Campbell's clinching touchdown from the one-yard line. Griese completed 11 of 28 passes. Campbell, the NFL's leading rusher during regular season with 1,450 yards, gained 84 yards on 26 carries.

Miami	7	0	0	2	9
Houston	7	0	0	10	17

TEAM	SCORING PLAY	QTR-INTO
Dolphins	Tollman 13 yd. pass from Griese (Yepremian kick)	1-9:58
Oilers	Wilson 13 yd. pass from Pastorini (Fritsch kick)	1-14:57
Oilers	Fritsch 27 yd. field goal	4-5:18
Oilers	Campbell 1 yd. run (Fritsch kick)	4-5:10
Dolphins	Safety	4-14:49

Missed FG: Yepremian missed FG, Bokamper FG blocked
Attendance: 70,036

	Dolphins	Oilers
First downs	14	23
3rd-down conversion-att	5-12-42%	8-16-50%
Total yards	209	455
Rushing yards	91	165
Passing yards	118	290
Passes-comp.-Int.	30-12-3	30-20-0
Punts-avg.	5-48.6	5-44.0
Punt return yards	1-24	3-11
Kickoff return yards	5-109	2-55
Fumbles-lost	2-2	3-1
Penalties-yards	1-5	5-37
Field goals made-att	0-1	1-2
Time of possession	24:17	35:43

RUSHING									
OILERS	Att	Yds	Lg	TD	DOLPHINS	Att	Yds	Lg	TD
Campbell	26	84	20	1	Williams	13	41	9	0
Wilson	14	76	21	0	Harris	9	43	9	0
Coleman	1	2	2	0	Bulaich	2	0	0	0
Poole	1	12	12	0	Moore	1	7	7	0
Pastorini	3	-9	-3	0					
TOTALS	45	165	21	1	TOTALS	25	91	9	0

PASSING									
OILERS	Att	Cmp	Yds	TD-I	DOLPHINS	Att	Cmp	Yds	TD-I
Pastorini	29	20	306	1-0	Griese	28	1	114	1-2
Barber	1	0	0	0-0	Strock	2	1	23	0-1
TOTALS	30	20	306	1-0	TOTALS	30	12	137	1-3

RECEIVING									
OILERS	Rec	Yds	Lg	TD	DOLPHINS	Rec	Yds	Lg	TD
Wilson	5	40	13	1	Harris	4	42	19	0
Caster	1	11	11	0	Williams	1	8	8	0
Barber	4	112	55	0	Tillman	2	24	13	1
Burrough	6	103	53	0	Harris	1	21	21	0
Coleman	1	5	5	0	Bulaich	2	14	9	0
Woods	2	22	16	0	Moore	2	28	23	0
Campbell	1	13	13	0					
TOTALS	20	306	55	1	TOTALS	12	137	23	1

INDIVIDUAL DEFENSE (press box stats)

OILERS – Leading Tackler: Currier 6-2-8, Kiner 5-3-8. Sacks: Washington 1, Bethea 1. Int.: Stemrick 1, Reinfeldt 1, Bingham 1. FR: Washington 1.
DOLPHINS – Leading Tackler: Babb 7-4-11, Baumhower 8-3-11. Sacks: Bokamper 2. Int.: None. FR: Rhone 1.



PLAYOFF GAME SUMMARIES

AFC DIVISIONAL PLAYOFF GAME – 1978
Houston 31, New England 14
December 31, 1978 • Schaefer Stadium

Houston captured its second straight postseason road victory and advanced into its first AFC championship game with an impressive win over New England, the AFC East champion. Houston quarterback Dan Pastorini completed 10 of 13 passes for 184 yards and three touchdowns as the Oilers jumped to a 21-0 halftime lead. After a scoreless first period, Pastorini hit wide receiver Ken Burrough on a 71-yard touchdown pass and connected with tight end Mike Barber on 19- and 13-yard touchdown strikes. New England narrowed the gap to 24-14 early in the final quarter on two scoring passes- a 24-yard option toss from running back Andy Johnson to wide receiver Harold Jackson and another 24-yard pass from backup quarterback Tom Owen to tight end Russ Francis. Linebacker Gregg Bingham's 19-yard interception return to New England's 18-yard line with 5:07 remaining stopped the Patriots' rally and set up running back Earl Campbell's two-yard touchdown run three plays later.

New England 0	0	7	7	14
Houston 0	21	3	7	31

TEAM	SCORING PLAY	QTR-INTO
Oilers	Burrough 71 yd. pass from Pastorini (Fritsch kick)	2-1:35
Oilers	Barber 19 yd. pass from Pastorini (Fritsch kick)	2-8:12
Oilers	Barber 13 yd. pass from Pastorini (Fritsch kick)	2-14:35
Oilers	Fritsch 30 yd. field goal	3-7:56
Patriots	Jackson 24 yd. pass from Johnson (Posey kick)	3-14:43
Patriots	Francis 24 yd. pass from Owen (Posey kick)	4-5:43
Oilers	Campbell 2 yd. run (Fritsch kick)	4-11:19

Missed FG: Posey 43WR
Attendance: 60,881

	Patriots	Oilers
First downs	15	21
3rd-down conversion-att	6-13-46%	11-17-65%
Total yards	263	344
Rushing yards	83	174
Passing yards	180	170
Passes-comp.-Int.	35-16-3	15-12-1
Punts-avg.	4-43.3	5-34.8
Punt return yards	3-6	3-6
Kickoff return yards	5-136	3-53
Fumbles-lost	2-0	1-0
Penalties-yards	8-92	2-25
Field goals made-att	0-1	1-1
Time of possession	26:04	33:06

RUSHING									
OILERS	Att	Yds	Lg	TD	PATRIOTS	Att	Yds	Lg	TD
Campbell	27	118	35	1	Cunningham	10	42	8	0
Wilson	14	26	8	0	Grogan	1	16	16	0
Coleman	7	19	12	0	Johnson	6	14	4	0
Duncan	2	7	5	0	Ivory	3	11	6	0
Poole	3	7	4	0					
Nielson	1	-3	-3	0					
TOTALS	54	174	35	1	TOTALS	20	83	16	0

PASSING									
OILERS	Att	Cmp	Yds	TD-I	PATRIOTS	Att	Cmp	Yds	TD-I
Pastorini	15	12	200	3-1	Grogan	12	3	38	0-2
					Owen	22	12	144	1-1
					Johnson	1	1	24	1-0
TOTALS	15	12	200	3-1	TOTALS	35	16	206	2-3

RECEIVING									
OILERS	Rec	Yds	Lg	TD	PATRIOTS	Rec	Yds	Lg	TD
Barber	5	83	22	2	Francis	8	101	24	1
Burrough	3	91	71	1	Cunningham	3	28	15	0
Carter	2	12	7	0	Morgan	2	37	19	0
Campbell	1	10	10	0	Johnson	2	16	11	0
Woods	1	4	4	0	Jackson	1	24	24	1
TOTALS	12	200	71	3	TOTALS	16	206	24	2

INDIVIDUAL DEFENSE (press box stats)

OILERS – Leading Tackler: Bingham 6-2-8. Sacks: Brazile 1, Washington 1, Bethea 1, Young 1. Int.: Reinfeldt 2, Bingham 1. FR: Pastorini 1.
PATRIOTS – Leading Tackler: Beaudoin 8-7-15. Sacks: Beaudoin 1.0, Bishop 1.0, Zabel 0.5. Int.: Fox 1. FR: Gray 1, Westbrook 1.

AFC CHAMPIONSHIP GAME – 1978
Pittsburgh 34, Houston 5
January 7, 1979 • Three Rivers Stadium

Playing in their first championship game since 1962, the Oilers were unable to unseat a strong Pittsburgh team, dropping a 34-5 contest at Three Rivers Stadium. The Steelers, striking through cold, steady rain for 31 first half points, won their third AFC championship in five years behind their usual solid defense and spectacular performances by Terry Bradshaw and Lynn Swann. Seventeen of the points, came during a 48-second span in the last minute of the half as Pittsburgh capitalized on two fumbles by Ronnie Coleman and one by Johnnie Dirden. Despite the playing conditions that contributed to a postseason record 12 fumbles, Bradshaw completed 11 of 19 passes for 200 yards and touchdowns to John Stallworth and Swann, who caught four passes for 98 yards. Both touchdown passes and one of Roy Gerela's two field goals made up the 17-point burst between 14:08 and 14:56 of the second quarter after Pittsburgh had built a 14-3 lead on scoring runs by Franco Harris and Rocky Bleier.

Pittsburgh 14	17	3	0	34
Houston 0	3	2	0	5

TEAM	SCORING PLAY	QTR-INTO
Steelers	Harris 7 yd. run (Gerela kick)	1-4:58
Steelers	Bleier 17 yd. run (Gerela kick)	1-13:51
Oilers	Fritsch 19 yd. field goal	2-5:21
Steelers	Swan 29 yd. pass from Bradshaw (Gerela kick)	2-14:08
Steelers	Stallworth 17 yd. pass from Bradshaw (Gerela kick)	2-14:27
Steelers	Gerela 37 yd. field goal	2-14:56
Steelers	Gerela 22 yd. field goal	3-7:14
Oilers	Washington safety	3-11:10

Missed FG: Gerela 40, 40
Attendance: 49,417

	Steelers	Oilers
First downs	21	10
3rd-down conversion-att	1-9-11%	1-11-9%
Total yards	379	142
Rushing yards	179	72
Passing yards	200	70
Passes-comp.-Int.	19-11-2	26-12-5
Punts-avg.	1-53.0	6-39.5
Punt return yards	6-91	0-0
Kickoff return yards	2-36	8-179
Fumbles-lost	6-3	6-4
Penalties-yards	4-32	5-48
Field goals made-att	2-4	1-1
Time of possession	33:10	18:15

RUSHING									
OILERS	Att	Yds	Lg	TD	STEELERS	Att	Yds	Lg	TD
Campbell	22	62	11	0	Harris	20	51	9	1
Woods	1	9	9	0	Bleier	10	45	15	1
Coleman	1	-5	-5	0	Bradshaw	7	29	13	0
Wilson	2	6	4	0	Delophaime	3	28	23	0
					Thornton	3	22	14	0
					Moser	3	7	5	0
					Kruczek	1	-3	-3	0
TOTALS	26	72	11	0	TOTALS	47	179	23	2

PASSING									
OILERS	Att	Cmp	Yds	TD-I	STEELERS	Att	Cmp	Yds	TD-I
Pastorini	26	12	96	0-5	Bradshaw	19	11	200	2-2
					Kruczek	0	0	0	0-0
TOTALS	26	12	96	0-5	TOTALS	19	11	200	2-2

RECEIVING									
OILERS	Rec	Yds	Lg	TD	STEELERS	Rec	Yds	Lg	TD
Caster	5	44	21	0	Swann	4	98	34	1
Wilson	5	33	8	0	Grossman	2	43	29	0
Coleman	1	15	15	0	Bleier	4	42	16	0
Campbell	1	4	4	0	Stallworth	1	17	17	1
TOTALS	12	96	21	0	TOTALS	11	200	34	2

INDIVIDUAL DEFENSE (press box stats)

OILERS – Leading Tackler: Knoff 9-1-10. Sacks: None. Int.: Knoff 1. FR: Pastorini 1.
STEELERS – Leading Tackler: Lambert 15-5-20. Sacks: None. Int.: None. FR: Shell 1, Davis 1, Pinney 1.



PLAYOFF GAME SUMMARIES

AFC WILD CARD PLAYOFF GAME – 1979
Houston 13, Denver 7
December 23, 1979 • Astrodome

The Oilers, playing a postseason game at home for the first time in 17 years, advanced to the divisional playoffs by shutting out the Broncos over the last three quarters of play. Denver marched 80 yards for a touchdown and a 7-3 lead on its first possession, but Earl Campbell's three-yard scoring run gave Houston a 10-7 halftime margin. Campbell and Oilers quarterback Dan Pastorini both missed second half action with groin injuries but Rob Carpenter and second year quarterback Gifford Nielsen played well in relief during their initial NFL playoff competition. Linebacker Gregg Bingham's 15-yard interception return set up Toni Fritsch's second field goal- a 20-yarder with 4:18 remaining to give Houston a 13-7 edge. The Oilers' defense, which recorded six sacks overall, held the Broncos on the final two series with Curley Culp's third-down sack and Vernon Perry's fourth-down pass deflection the key plays.

Denver	7	0	0	0	7
Houston	3	7	0	3	13

TEAM	SCORING PLAY	QTR-INTO
Oilers	Fritsch 31 yd. field goal	1-4:58
Broncos	Preston 7 yd. pass from Morton (Turner kick)	1-11:33
Oilers	Campbell 3 yd. run (Fritsch kick)	2-14:14
Oilers	Fritsch 20 yd. field goal	4-10:42

Missed FG: Steinfort 50
Attendance: 48,776

	Broncos	Oilers
First downs	17	15
3rd-down conversion-att	4-13-31%	7-17-40%
Total yards	216	282
Rushing yards	112	135
Passing yards	104	147
Passes-comp.-Int.	27-14-1	22-10-2
Punts-avg.	5-45.2	5-43.2
Punt return yards	2-25	5-42
Kickoff return yards	4-83	1-26
Fumbles-lost	1-0	0-0
Penalties-yards	7-70	2-19
Field goals made-att	0-1	2-2
Time of possession	27:38	32:22

RUSHING									
OILERS	Att	Yds	Lg	TD	BRONCOS	Att	Yds	Lg	TD
Campbell	16	50	9	1	Armstrong	12	51	15	0
Wilson	8	21	5	0	Preston	9	24	7	0
Coleman	2	5	4	0	Jensen	4	5	3	0
Carpenter	16	59	9	0	Canada	4	29	13	0
					Upchurch	1	3	3	0
					Morton	2	0	0	0
TOTALS	42	135	9	1	TOTALS	32	112	15	0

PASSING									
OILERS	Att	Cmp	Yds	TD-I	BRONCOS	Att	Cmp	Yds	TD-I
Pastorini	18	8	149	0-1	Morton	27	14	144	1-1
Nielsen	4	2	9	0-1					
TOTALS	22	10	158	0-2	TOTALS	27	14	144	1-1

RECEIVING									
OILERS	Rec	Yds	Lg	TD	BRONCOS	Rec	Yds	Lg	TD
Coleman	1	41	41	0	Armstrong	2	22	13	0
Carpenter	3	26	13	0	Egloff	1	17	17	0
Barber	1	31	31	0	Preston	4	40	12	1
Wilson	4	53	20	0	Moses	3	47	25	0
Campbell	1	7	7	0	Jensen	1	11	11	0
					Canada	1	4	4	0
					Odom	2	3	3	0
TOTALS	10	158	41	0	TOTALS	14	144	25	0

INDIVIDUAL DEFENSE (press box stats)

OILERS – Leading Tackler: Bingham 7-3-10. Sacks: Dorris 3, Culp 2, Kennard 1. Int.: Bingham 1. FR: None.
BRONCOS – Leading Tackler: Gradishar 12-1-13. Sacks: Chavous 1. Int.: Thompson 1. FR: None.

AFC DIVISIONAL PLAYOFF GAME – 1979
Houston 17, San Diego 14
December 29, 1979 • San Diego Stadium

The Oilers advanced into their second consecutive AFC Championship Game on the strength of an opportunistic defense and a near-flawless performance by the offensive unit. First-year strong safety Vernon Perry set up 10 of the Oilers' 17 points with a postseason game record of four interceptions in addition to a 57-yard blocked field goal return. Second-year quarterback Gifford Nielsen and third-year running back Rob Carpenter started for regulars Dan Pastorini and Earl Campbell, who were sidelined with groin injuries. The Oilers intercepted AFC passing leader Dan Fouts five times. Nielsen, making his first NFL postseason start, completed a 47-yard scoring pass to Mike Renfro with 12:55 elapsed in the third period to provide the winning margin.

San Diego	7	0	7	0	14
Houston	0	10	7	0	17

TEAM	SCORING PLAY	QTR-INTO
Chargers	C. Williams 1 yd. run (Wood kick)	1-10:11
Oilers	Fritsch 26 yd. field goal	2-10:58
Oilers	Clark 1 yd. run (Fritsch kick)	2-14:41
Chargers	Mitchell 8 yd. run (Wood kick)	3-1:52
Oilers	Renfro 47 yd. pass from Nielson (Fritsch kick)	3-12:55

Missed FG: Wood 26 blocked
Attendance: 51,192

	Chargers	Oilers
First downs	25	15
3rd-down conversion-att	7-13-54%	8-16-50%
Total yards	380	259
Rushing yards	19	40
Passing yards	317	111
Passes-comp.-Int.	47-25-5	19-10-1
Punts-avg.	2-32.0	6-40.7
Punt return yards	2-25	1-25
Kickoff return yards	5-88	3-53
Fumbles-lost	0-0	0-0
Penalties-yards	6-30	5-45
Field goals made-att	0-1	1-1
Time of possession	29:54	30:06

RUSHING									
OILERS	Att	Yds	Lg	TD	CHARGERS	Att	Yds	Lg	TD
Wilson	11	39	14	0	Mitchell	8	33	8	1
Carpenter	18	67	11	0	Williams	11	30	8	1
Clark	9	30	11	1					
Nielsen	2	12	14	0					
TOTALS	40	148	14	1	TOTALS	19	63	8	2

PASSING									
OILERS	Att	Cmp	Yds	TD-I	CHARGERS	Att	Cmp	Yds	TD-I
Nielsen	19	10	111	1-1	Fouts	47	25	333	0-5
TOTALS	19	10	111	1-1	TOTALS	47	25	333	0-5

RECEIVING									
OILERS	Rec	Yds	Lg	TD	CHARGERS	Rec	Yds	Lg	TD
Barber	1	12	12	0	Mitchell	4	26	9	0
Carpenter	4	23	7	0	McCrary	1	34	34	0
Wilson	3	16	10	0	Jefferson	4	70	21	0
Renfro	1	47	47	1	Williams	4	30	12	0
Coleman	1	13	13	0	Joiner	4	81	30	0
					Floyd	3	51	23	0
					Klein	5	41	16	0
TOTALS	10	111	47	1	TOTALS	25	333	34	0

INDIVIDUAL DEFENSE (press box stats)

OILERS – Leading Tackler: Perry 6-2-8. Sacks: Bethea 1, Dorris 1. Int.: Perry 4, Wilson 1. FR: None.
CHARGERS – Leading Tackler: Johnson 4-6-10, Fuller 8-2-10. Sacks: None. Int.: Williams 1. FR: None.



PLAYOFF GAME SUMMARIES

AFC CHAMPIONSHIP GAME – 1979
Pittsburgh 27, Houston 13
January 6, 1980 • Three Rivers Stadium

The Steelers held the Oilers to only 24 rushing yards but were also aided by a controversial non-touchdown call to come away with a 27-13 win. Houston jumped to a 7-0 lead just 2:30 into the game when Vernon Perry returned an interception 75 yards for a touchdown. Then after both teams exchanged field goals, Terry Bradshaw completed two touchdown passes, a 16-yarder to tight end Billy Cunningham and a 20-yard score to wide receiver John Stallworth. With the Steelers leading 17-10, the controversial play occurred during the last seconds of the third quarter. Quarterback Dan Pastorini threw a pass to Mike Renfro at the back of the end zone, and Renfro appeared to have caught it for a touchdown with both feet in bounds before he fell out of the end zone. However, the officials ruled the pass incomplete. Although the Oilers protested, and replays would later show that it was inconclusive, they had to settle for a 23-yard field goal. The Steelers would then score 10 unanswered points in the fourth quarter to clinch the victory.

Pittsburgh	3	14	0	10	27
Houston	7	3	0	3	13

TEAM	SCORING PLAY	QTR-INTO
Oilers	Perry 75 yd. interception return (Fritsch kick)	1-2:30
Steelers	Bahr 21 yd. field goal	1-11:05
Oilers	Fritsch 27 yd. field goal	2-0:48
Steelers	Cunningham 16 yd. pass from Bradshaw (Bahr kick)	2-5:27
Steelers	Stallworth 20 yd. pass from Bradshaw (Bahr kick)	2-12:26
Oilers	Fritsch 23 yd. field goal	4-0:03
Steelers	Bahr 39 yd. field goal	4-5:10
Steelers	Bleier 4 yd. run (Bahr kick)	4-14:06

Missed FG: Bahr 40W/L
Attendance: 50,475

	Steelers	Oilers
First downs	22	11
3rd-down conversion-att	13-19-68%	3-11-27%
Total yards	358	227
Rushing yards	161	24
Passing yards	197	203
Passes-comp.-Int.	30-18-1	29-20-1
Punts-avg.	3-51	4-30
Punt return yards	3-8	2-8
Kickoff return yards	4-82	6-64
Fumbles-lost	1-1	4-2
Penalties-yards	5-34	2-10
Field goals made-att	2-3	2-2
Time of possession	32:56	27:04

RUSHING									
OILERS	Att	Yds	Lg	TD	STEELERS	Att	Yds	Lg	TD
Campbell	17	15	7	0	Harris	21	85	13	0
Wilson	4	9	3	0	Bleier	13	52	8	1
Caster	1	0	0	0	Bradshaw	1	25	25	0
					Thornton	1	-1	-1	0
TOTALS	22	24	7	0	TOTALS	36	161	25	1

PASSING									
OILERS	Att	Cmp	Yds	TD-I	STEELERS	Att	Cmp	Yds	TD-I
Pastorini	28	19	203	0-1	Bradshaw	30	18	219	2-1
Nielsen	1	1	9	0-0					
TOTALS	29	20	212	0-1	TOTALS	30	18	219	2-1

RECEIVING									
OILERS	Rec	Yds	Lg	TD	STEELERS	Rec	Yds	Lg	TD
Wilson	7	60	41	0	Stallworth	3	52	20	1
Coleman	2	46	32	0	Swann	4	64	21	0
Carpenter	5	23	14	0	Harris	6	50	15	0
Renfro	3	52	19	0	Bleier		39	20	0
Campbell	1	11	11	0	Cunningham	2	14	16	1
Merkens	1	12	12	0					
Barber	1	8	8	0					
TOTALS	20	212	41	0	TOTALS	18	219	21	2

INDIVIDUAL DEFENSE (press box stats)

OILERS – Leading Tackler: Stringer 11-2-13. Sacks: Bethea 1, Stensrud 1, Dorris 1. Int.: Perry 1. FR: Carter 1, Renfro 1.

STEELERS – Leading Tackler: Lambert 7-4-11. Sacks: Greenwood 1. Int.: Woodruff 1. FR: Shell 1, Blount 1.

AFC WILD CARD GAME – 1980
Oakland 27, Houston 7
December 28, 1980 • Alameda County Coliseum

The Raiders advanced to the divisional playoffs by shutting out the Oilers over the final three quarters. Oakland converted Earl Campbell's fumble on the first play of the game into Chris Bahr's 47-yard field goal, but Campbell came back to score on a one-yard plunge to give Houston a 7-3 lead. Jim Plunkett's one-yard touchdown pass to Todd Christensen early in the second quarter put the Raiders ahead to stay 10-7. Plunkett added another touchdown on a 44-yard pass to Arthur Whittington on the first play of the final period. Kenny King's 31-yard run set up Bahr's 37-yard field goal that gave Oakland a 20-7 edge. Lester Hayes added two interceptions to his NFL-leading 13 during the regular season. He picked off Ken Stabler's pass in the end zone to end a Houston scoring threat in the third period. In the fourth quarter Hayes' 20-yard interception return capped the Raiders' scoring.

Oakland	3	7	0	17	27
Houston	7	0	0	0	7

TEAM	SCORING PLAY	QTR-INTO
Raiders	Bahr 47 yd. field goal	1-1:45
Oilers	Campbell 1 yd. run (Fritsch kick)	1-13:15
Raiders	Christensen 1 yd. pass from Plunkett (Bahr kick)	2-9:25
Raiders	Whittington 44 yd. pass from Plunkett (Bahr kick)	4-0:07
Raiders	Bahr 37 yd. field goal	4-8:35
Raiders	Hayes 20 yd. interception return (Bahr kick)	4-9:31

Missed FG: Fritsch 45 short, 37 blocked
Attendance: N/A

	Raiders	Oilers
First downs	12	18
3rd-down conversion-att	3-15-20%	2-15-13%
Total yards	250	275
Rushing yards	111	97
Passing yards	139	178
Passes-comp.-Int.	23-8-1	21-15-2
Punts-avg.	9-51.1	9-44.0
Punt return yards	6-29	7-84
Kickoff return yards	2-47	6-118
Fumbles-lost	2-0	1-1
Penalties-yards	14-91	8-64
Field goals made-att	2-2	0-2
Time of possession	27:56	32:04

RUSHING									
OILERS	Att	Yds	Lg	TD	RAIDERS	Att	Yds	Lg	TD
Campbell	27	91	14	1	King	13	55	27	0
Carpenter	5	9	4	0	Van Eeghen	14	46	9	0
Wilson	1	-3	-3	0	Whittington	5	11	7	0
					Jensen	2	0	0	0
					Plunkett	1	-1	-1	0
TOTALS	29	97	22	0	TOTALS	35	111	27	0

PASSING									
OILERS	Att	Cmp	Yds	TD-I	RAIDERS	Att	Cmp	Yds	TD-I
Stabler	26	15	243	0-2	Plunkett	23	8	168	2-1
Campbell	1	0	0	0-0					
TOTALS	27	15	243	0-2	TOTALS	23	8	168	2-1

RECEIVING									
OILERS	Rec	Yds	Lg	TD	RAIDERS	Rec	Yds	Lg	TD
Barber	4	83	33	0	Whittington	2	64	44	1
Renfro	3	69	39	0	Chester	2	12	10	0
Casper	3	31	12	0	King	1	37	37	0
Carpenter	3	26	14	0	Branch	1	33	33	0
Coleman	1	23	23	0	Van Eeghen	1	21	21	0
B. Johnson	1	11	11	0	Christensen	1	1	1	1
TOTALS	15	243	39	0	TOTALS	8	168	44	2

INDIVIDUAL DEFENSE (press box stats)

OILERS – Leading Tackler: Brazile 9-2-11. Sacks: Bethea 2.0, Bingham 1.0. Int.: Perry 1. FR: None.

RAIDERS – Leading Tackler: Kinlaw 8-2-10. Sacks: Davis 2.0, Hayes 2.0, Browning 1.0, Hendricks 1.0, Jones 1.0. Int.: Hayes 2. FR: McKinney 1, Davis 1.



PLAYOFF GAME SUMMARIES

AFC WILD CARD PLAYOFF GAME – 1987
Houston 23, Seattle 20 (OT)
January 3, 1988 • Astrodome

Oilers kicker Tony Zendejas atoned for a fourth-quarter 29-yard field goal miss by converting a 42-yarder 8:05 into overtime to help Houston advance to the divisional playoffs for the first time since 1980. Quarterback Warren Moon completed 21 of 32 passes for 273 yards and one touchdown in his initial NFL playoff game. Drew Hill and Ernest Givins combined for 13 catches for 173 yards, including six for 71 on third downs. Wide receiver Willie Drewrey's first NFL touchdown catch, a 29-yarder, gave the Oilers a 20-13 lead in the third quarter. However, Seattle quarterback Dave Krieg hit wide receiver Steve Largent on a 12-yard scoring pass in the final 1:47 to tie the score and send the game into overtime. Houston held a 47:44 to 20:21 time-of-possession advantage over Seattle and outgained the Seahawks 437 yards to 250.

Seattle	7	3	3	7	0	20
Houston	3	10	7	0	3	23

TEAM	SCORING PLAY	QTR-INTO
Seahawks	Largent 20 yd. pass from Krieg (Johnson kick)	1-3:16
Oilers	Zendejas 47 yd. field goal	1-10:16
Oilers	Rozier 1 yd. run (Zendejas kick)	2-1:43
Oilers	Zendejas 49 yd. field goal	2-8:11
Seahawks	Johnson 33 yd. field goal	2-11:50
Seahawks	Johnson 41 yd. field goal	3-6:37
Oilers	Drewrey 29 yd. pass from Moon (Zendejas kick)	3-12:26
Seahawks	Largent 12 yd. pass from Krieg (Johnson kick)	4-14:34
Oilers	Zendejas 42 yd. field goal	5-8:05

Missed FG: Zendejas 52R, 29L
Attendance: 49,622

	Seahawks	Oilers
First downs	11	27
3rd-down conversion-att	2-12-16%	10-18-55%
4th-down conversion-att	1-1-100%	0-0-0%
Total yards	250	437
Rushing yards	29	178
Passing yards	221	259
Passes-comp.-Int.	39-16-0	32-21-1
Punts-avg.	7-44.3	3-35.0
Punt return yards	2-66	4-27
Kickoff return yards	6-132	4-65
Fumbles-lost	1-1	2-1
Penalties-yards	3-20	4-25
Field goals made-att	2-2	3-5
Time of possession	20:21	47:44

RUSHING									
OILERS	Att	Yds	Lg	TD	SEAHAWKS	Att	Yds	Lg	TD
Rozier	21	66	11	1	Williams	7	27	10	0
Highsmith	12	74	16	0	Morris	4	2	4	0
Pinkett	11	29	5	0					
Moon	4	-2	0	0					
Wallace	2	11	9	0					
TOTALS	50	178	16	1	TOTALS	11	29	10	0

PASSING									
OILERS	Att	Cmp	Yds	TD-I	SEAHAWKS	Att	Cmp	Yds	TD-I
Moon	32	21	273	1-1	Krieg	38	16	237	2-0
					Williams	1	0	0	0-0
TOTALS	32	21	273	1-1	TOTALS	39	16	237	2-0

RECEIVING									
OILERS	Rec	Yds	Lg	TD	SEAHAWKS	Rec	Yds	Lg	TD
Rozier	1	7	7	0	Largent	7	132	33	2
Hill	6	84	15	0	Butler	3	73	32	0
Givins	7	89	19	0	Williams	2	5	3	0
Pinkett	1	3	3	0	Skansi	2	13	7	0
Highsmith	2	17	11	0	Morris	1	6	6	0
Drewrey	3	62	29	1	Tice	1	8	8	0
Wallace	1	11	11	0					
TOTALS	21	273	29	1	TOTALS	16	237	33	2

INDIVIDUAL DEFENSE (press box stats)

OILERS – Leading Tackler: Bostic 2-3-5. Sacks: Childress 1.0, Meads 0.5, Lyles 0.5. Int.: Brown 1. FR: Bostic 1, Fuller 1.

SEAHAWKS – Leading Tackler: Bosworth 9-8-17. Sacks: Gaines 1, Bryant 1. Int.: Jenkins 1. FR: Young 1.

AFC DIVISIONAL PLAYOFF GAME – 1987
Denver 34, Houston 10
January 10, 1988 • Mile High Stadium

John Elway passed for two touchdowns and ran for a third as the Broncos defeated the Oilers 34-10 to become the first AFC West team since the San Diego Chargers of 1980 and 1981 to play in consecutive AFC Championship Games. Denver capitalized on two Houston turnovers to take a 14-0 first quarter lead. Safety Steve Wilson recovered Warren Moon's lateral to Mike Rozier at the Oilers' 1-yard line to set up Gene Lang's one-yard run. Karl Mecklenburg's interception on Houston's next possession led to Elway's first touchdown pass, a 27-yarder to Clarence Kay. Kay also caught a one-yarder in the second quarter for the first two-touchdown game of his four-year career. Elway, who completed 14 of 25 passes for 259 yards, scored on a three-yard run with 4:23 remaining to seal the win.

Denver	14	10	3	7	34
Houston	0	3	0	7	10

TEAM	SCORING PLAY	QTR-INTO
Broncos	Lang 1 yd. run (Karlis kick)	1-6:19
Broncos	Kay 27 yd. pass from Elway (Karlis kick)	1-13:34
Broncos	Karlis 43 yd. field goal	2-3:20
Oilers	Zendejas 46 yd. field goal	2-9:03
Broncos	Kay 1 yd. pass from Elway (Karlis kick)	2-13:08
Broncos	Karlis 23 yd. field goal	3-2:29
Oilers	Givins 19 yd. pass from Moon (Zendejas kick)	4-6:38
Broncos	Elway 3 yd. run (Karlis kick)	4-10:33

Missed FG: None
Attendance: 75,968

	Broncos	Oilers
First downs	19	20
3rd-down conversion-att	4-9-44%	8-16-50%
4th-down conversion-att	2-4-50%	1-1-100%
Total yards	316	337
Rushing yards	61	73
Passing yards	255	264
Passes-comp.-Int.	25-14-1	43-24-2
Punts-avg.	2-46.0	3-44.7
Punt return yards	2-15	0-0
Kickoff return yards	2-28	3-62
Fumbles-lost	0-0	2-1
Penalties-yards	4-35	10-73
Field goals made-att	2-2	1-1
Time of possession	27:27	32:33

RUSHING											
OILERS	Att	Yds	Lg	TD	BRONCOS	Att	Yds	Lg	TD		
Rozier	9	25	8	0	Winder	13	46	8	0		
Pinkett	6	20	8	0	Sewell	5	9	5	0		
Moon	5	15	7	0	Elway	4	8	4	1		
Highsmith	5	13	11	0	Bell	2	7	5	0		
Givins	1	0	0	0	Kubiak	2	-3	-1	0		
					Lang	3	-6	1	1		
TOTALS	26	73	11	0	TOTALS	29	61	8	2		

PASSING											
OILERS	Att	Cmp	Yds	TD-I	BRONCOS	Att	Cmp	Yds	TD-I		
Moon	43	24	264	1-2	Elway	25	14	259	2-1		
TOTALS	43	24	264	1-2	TOTALS	25	14	259	2-1		

RECEIVING											
OILERS	Rec	Yds	Lg	TD	BRONCOS	Rec	Yds	Lg	TD		
Hill	5	93	24	0	Johnson	4	105	55	0		
Givins	6	84	19	1	Kay	3	57	29	2		
Duncan	4	32	13	0	Sewell	3	41	25	0		
Highsmith	4	20	16	0	Lang	1	25	25	0		
Drewrey	2	17	9	0	Boddie	1	15	15	0		
Williams	1	7	7	0	Mobley	1	9	9	0		
Rozier	1	6	6	0	Nattiel	1	7	7	0		
Pinkett	1	5	5	0							
TOTALS	24	264	24	1	TOTALS	14	259	55	2		

INDIVIDUAL DEFENSE (press box stats)

OILERS – Leading Tackler: Donaldson 7-1-8. Sacks: Martin 1. Int.: Allen 1. FR: None.

BRONCOS – Leading Tackler: Dennison 6-2-8. Sacks: None. Int.: Haynes 1, Mecklenburg 1. FR: Wilson 1.



PLAYOFF GAME SUMMARIES

AFC WILD CARD PLAYOFF GAME – 1988
Houston 24, Cleveland 23
December 24, 1988 • Cleveland Stadium

The Oilers advanced to the AFC divisional round of the playoffs for the second straight year with a 24-23 win over the Browns. Allen Pinkett scored two touchdowns within a 15-second span of the second quarter, and Warren Moon rallied Houston with 10 fourth-quarter points for the win. Moon's 14-yard scoring pass to Pinkett seven seconds into the second quarter capped a 17-play, 91-yard drive and gave Houston a 7-3 lead. Nose tackle Richard Byrd recovered Don Strock's fumble on the Browns' next play from scrimmage, and Pinkett scored one play later on a 16-yard run for a 14-9 halftime lead. Mike Pagel replaced the injured Strock and completed a 14-yard touchdown pass to Webster Slaughter late in the third quarter for Cleveland's last lead of the day 16-14. Moon directed a 76-yard drive capped by Lorenzo White's one-yard run as Houston regained the lead 21-16. Richard Johnson's interception on the Browns' next possession led to Tony Zendejas's game-winning 49-yard field goal with 1:54 to play.

Cleveland	3	6	7	7	23
Houston	7	7	0	10	24

TEAM	SCORING PLAY	QTR-INTO
Browns	Bahr 33 yd. field goal	1-5:17
Oilers	Pinkett 14 yd. pass from Moon (Zendejas kick)	2-0:07
Oilers	Pinkett 16 yd. run (Zendejas kick)	2-0:22
Browns	Bahr 26 yd. field goal	2-6:27
Browns	Bahr 28 yd. field goal	2-11:41
Brwns	Slaughter 14 yd. pass from Pagel (Bahr kick)	3-12:24
Oilers	White 1 yd. run (Zendejas kick)	4-2:35
Oilers	Zendejas 49 yd. field goal	4-13:06
Browns	Slaughter 2 yd. pass from Pagel (Bahr kick)	4-14:29

Missed FG: None
Attendance: 74,977

	Browns	Oilers
First downs	19	19
3rd-down conversion-att	5-12-41%	8-14-57%
4th-down conversion-att	0-0-0%	0-0-0%
Total yards	260	334
Rushing yards	68	129
Passing yards	192	205
Passes-comp.-Int.	28-19-1	26-16-3
Punts-avg.	3-35.3	3-37.7
Punt return yards	3-27	0-0
Kickoff return yards	3-75	5-72
Fumbles-lost	1-1	2-0
Penalties-yards	9-75	13-118
Field goals made-att	3-3	1-1
Time of possession	26:36	33:24

RUSHING									
OILERS	Att	Yds	Lg	TD	BROWNS	Att	Yds	Lg	TD
Pinkett	14	82	27	1	Mack	12	14	7	0
Highsmith	2	3	3	0	Byner	9	57	16	0
White	12	30	5	1	Strock	1	0	0	0
Moon	6	16	12	0	Pagel	1	-1	-1	0
Givins	1	-2	-2	0	Fonteno	3	-2	5	0
TOTALS	35	129	27	2	TOTALS	26	68	16	0

PASSING									
OILERS	Att	Cmp	Yds	TD-I	BROWNS	Att	Cmp	Yds	TD-I
Moon	26	16	213	1-3	Strock	3	2	13	0-0
					Pagel	25	17	179	2-1
TOTALS	26	16	213	1-3	TOTALS	28	19	192	2-1

RECEIVING									
OILERS	Rec	Yds	Lg	TD	BROWNS	Rec	Yds	Lg	TD
Pinkett	2	24	14	1	Mack	1	6	6	0
White	1	1	1	0	Slaughter	5	58	18	2
Hill	5	73	22	0	Byner	3	10	8	0
Highsmith	1	8	8	0	Langhorne	6	57	17	0
Duncan	2	33	18	0	Weathers	2	27	18	0
Jeffires	3	52	35	0	Brennan	2	34	25	0
Givins	1	8	8	0					
Williams	1	14	14	0					
TOTALS	16	213	35	1	TOTALS	19	192	25	2

INDIVIDUAL DEFENSE (press box stats)

OILERS – Leading Tackler: Allen 7-1-8. Sacks: None. Int.: Johnson 1. FR: Byrd 1.
BROWNS – Leading Tackler: Golic 5-4-9. Sacks: Johnson 1.0. Int.: Wright 2, Harper 1. FR: None.

AFC DIVISIONAL PLAYOFF GAME – 1988
Buffalo 17, Houston 10
January 1, 1989 • Rich Stadium

Buffalo's special teams blocked a punt and a field goal, and the defense registered an interception and a fumble recovery in the fourth quarter, as the Bills advanced to their first-ever AFC Championship Game. Quarterback Jim Kelley completed a team-playoff record 19 of 33 passes for 244 yards with one interception. Rookie running back Thurman Thomas led all rushers with 75 yards on seven carries, including an 11-yard touchdown run that gave Buffalo a 14-3 lead in the third quarter. Robb Riddick's one-yard scoring run followed a blocked punt by safety Leonard Smith. Safety Mark Kelso intercepted a Warren Moon pass on the Oilers' second play of the fourth quarter. Derrick Burroughs's fumble recovery on Houston's next possession helped Buffalo preserve the win in their first-ever playoff game at Rich Stadium.

Buffalo	0	7	7	3	17
Houston	0	3	0	7	10

TEAM	SCORING PLAY	QTR-INTO
Bills	Riddick 1 yd. run (Norwood kick)	2-4:25
Oilers	Zendejas 35 yd. field goal	2-10:28
Bills	Thomas 11 yd. run (Norwood kick)	3-12:02
Bills	Norwood 27 yd. field goal	4-3:25
Oilers	Rozier 1 yd. run (Zendejas kick)	4-9:48

Missed FG: Zendejas 37 blocked, 31WL, Norwood 50, 36WL
Attendance: 79,532

	Bills	Oilers
First downs	18	20
3rd-down conversion-att	3-14-21%	3-12-25%
4th-down conversion-att	0-2-0%	0-0-0%
Total yards	372	351
Rushing yards	135	125
Passing yards	237	226
Passes-comp.-Int.	33-19-1	33-17-1
Punts-avg.	4-39.3	6-37.2
Punt return yards	4-56	1-6
Kickoff return yards	3-57	4-48
Fumbles-lost	1-0	5-2
Penalties-yards	8-57	8-60
Field goals made-att	1-3	1-3
Time of possession	28:53	31:07

RUSHING											
OILERS	Att	Yds	Lg	TD	BILLS	Att	Yds	Lg	TD		
Highsmith	5	57	31	0	Thomas	7	75	40	1		
Rozier	13	44	8	0	Mueller	7	24	14	0		
Moon	5	11	5	0	Kelly	3	18	10	0		
Pinkett	3	13	10	0	Riddick	9	12	5	1		
					Reed	1	-1	-1	0		
					Harmon	1	7	7	0		
					Byrum	1	0	0	0		
TOTALS	26	125	31	1	TOTALS	29	135	40	2		

PASSING											
OILERS	Att	Cmp	Yds	TD-I	BILLS	Att	Cmp	Yds	TD-I		
Moon	33	17	240	0-1	Kelly	33	19	244	0-1		
TOTALS	33	17	240	0-1	TOTALS	33	19	244	0-1		

RECEIVING											
OILERS	Rec	Yds	Lg	TD	BILLS	Rec	Yds	Lg	TD		
Hill	4	62	21	0	Reed	6	91	53	0		
Highsmith	2	3	7	0	Metzelaars	1	7	7	0		
Jeffires	5	78	27	0	Burkett	3	55	26	0		
Givins	1	23	23	0	Johnson	3	31	18	0		
Duncan	1	9	9	0	Harmon	5	58	17	0		
Pinkett	2	21	15	0	Mueller	1	2	2	0		
Harris	2	44	29	0							
TOTALS	17	240	29	0	TOTALS	19	244	53	0		

INDIVIDUAL DEFENSE (press box stats)

OILERS – Leading Tackler: Brown 8-1-9, Grimsley 9-0-9. Sacks: Childress 1. Int.: Eaton 1. FR: Highsmith 1, Pinkett 1.
BILLS – Leading Tackler: Talley 7-0-7, Still 5-2-7. Sacks: Talley 1, Smith 1. Int.: Kelso 1. FR: Smith 1, Bennett 1.



PLAYOFF GAME SUMMARIES

AFC WILD CARD PLAYOFF GAME – 1989
Pittsburgh 26, Houston 23 (OT)
December 31, 1989 • Astrodome

Gary Anderson kicked a 50-yard field goal 3:26 into overtime to cap Pittsburgh's 26-23 comeback win over the Oilers and earn its first playoff victory since 1984. The Steelers, despite being outgained by Houston 380 to 289 total yards, led the game for more than three quarters. Rookie running back Tim Worley converted a fourth-and-one play into a nine-yard touchdown run and Anderson kicked field goals of 25, 30, and 48 yards for a 16-9 fourth-quarter lead. Warren Moon tied the score with an 18-yard touchdown pass to Ernest Givins and gave the Oilers their only lead, 23-16, when he found Givins on a nine-yard scoring pass with six minutes to play. Pittsburgh's Buddy Brister countered with an 82-yard, 11-play drive capped by Merrill Hoge's one-yard touchdown plunge with 46 seconds remaining. Anderson's extra point tied the score and sent the game into overtime. Rod Woodson recovered Lorenzo White's fumble on the Oilers' first play in overtime to set up Anderson's decisive field goal.

Pittsburgh	7	3	3	10	3	26
Houston	0	6	3	14	0	23

TEAM	SCORING PLAY	QTR-INTO
Steelers	Worley 9 yd. run (Anderson kick)	1-12:07
Oilers	Zendejas 26 yd. field goal	2-5:53
Oilers	Zendejas 35 yd. field goal	2-8:50
Steelers	Anderson 25 yd. field goal	2-13:03
Oilers	Zendejas 26 yd. field goal	3-3:30
Steelers	Anderson 30 yd. field goal	3-11:55
Steelers	Anderson 48 yd. field goal	4-0:30
Oilers	Givins 18 yd. pass from Moon (Zendejas kick)	4-5:46
Oilers	Givins 9 yd. pass from Moon (Zendejas kick)	4-8:58
Steelers	Hoge 2 yd. run (Anderson kick)	4-14:14
Steelers	Anderson 50 yd. field goal	5-3:26

Missed FG: Zendejas 55 Short
Attendance: 58,306

	Steelers	Oilers
First downs	17	22
3rd-down conversion-att	3-14-21%	8-18-44%
4th-down conversion-att	1-1-100%	0-0-0%
Total yards	289	380
Rushing yards	177	65
Passing yards	112	315
Passes-comp.-Int.	33-15-0	48-29-0
Punts-avg.	6-25.3	4-33.0
Punt return yards	2-20	1-0
Kickoff return yards	6-99	2-27
Fumbles-lost	1-1	3-1
Penalties-yards	5-40	8-45
Field goals made-att	4-4	3-4
Time of possession	27:42	35:44

RUSHING									
OILERS	Att	Yds	Lg	TD	STEELERS	Att	Yds	Lg	TD
Highsmith	2	2	4	0	Hoge	17	100	49	1
Rozier	5	12	3	0	Worley	11	54	12	1
White	7	13	5	0	Brister	1	1	1	0
Pinkett	8	26	6	0	Stone	1	22	22	0
Moon	3	12	5	0					
TOTALS	25	65	6	0	TOTALS	30	177	49	2

PASSING									
OILERS	Att	Cmp	Yds	TD-I	STEELERS	Att	Cmp	Yds	TD-I
Moon	48	29	315	2-0	Brister	33	15	127	0-0
TOTALS	48	29	315	2-0	TOTALS	33	15	127	0-0

RECEIVING									
OILERS	Rec	Yds	Lg	TD	STEELERS	Rec	Yds	Lg	TD
Givins	11	136	30	2	Mularkey	3	40	20	0
Hill	6	98	32	0	Stock	1	7	7	0
Rozier	1	5	5	0	Worley	4	23	10	0
Jeffires	3	16	7	0	Hoge	3	26	17	0
Pinkett	3	24	12	0	Lipps	3	24	10	0
Duncan	2	15	9	0	Hill	1	7	7	0
Highsmith	3	21	11	0					
TOTALS	29	315	32	2	TOTALS	15	127	20	0

INDIVIDUAL DEFENSE (press box stats)

OILERS – Leading Tackler: Meads 6-4-10. Sacks: Fairs 1.0. Int.: None. FF: Brown 1. FR: McDowell 1, Moon 1, Pinkett 1.

STEELERS – Leading Tackler: Woodson 6-2-8, Lake 4-4-8. Sacks: None. Int.: None. FF: Woodson 1, Stone 1. FR: Woodson 1.

AFC WILD CARD PLAYOFF GAME – 1990
Cincinnati 41, Houston 14
January 6, 1991 • Riverfront Stadium

Boomer Esiason completed two touchdown passes and ran for a third in the Bengals' victory over the Oilers. Cincinnati built a 20-0 halftime lead as Ickey Woods ran one yard for a touchdown. Esiason flipped a two-yard scoring pass to Harold Green, and Jim Breech kicked two field goals (27 and 30 yards) in the first half. Cincinnati increased its lead to 34-0 in the third quarter when Eric Ball ran three yards for a touchdown and Esiason scored on a 10-yard keeper following James Francis's fumble recovery at Houston's 10-yard line. The Oilers scored on two touchdown passes from Cody Carlson to Ernest Givins (16 and 5 yards). Cincinnati held a 39:45 to 20:15 time-of-possession advantage.

Cincinnati	10	10	14	7	41
Houston	0	0	7	7	14

TEAM	SCORING PLAY	QTR-INTO
Bengals	Woods 1 yd. run (Breech kick)	1-6:24
Bengals	Breech 27 yd. field goal	1-13:50
Bengals	Green 2 yd. pass from Esiason (Breech kick)	2-5:42
Bengals	Breech 30 yd. field goal	2-14:17
Bengals	Ball 3 yd. run (Breech kick)	3-3:26
Bengals	Esiason 10 yd. run (Breech kick)	3-3:51
Oilers	Givins 16 yd. pass from Carlson (Garcia kick)	3-9:45
Bengals	Kattus 9 yd. pass from Esiason (Breech kick)	4-0:51
Oilers	Givins 5 yd. pass from Carlson (Garcia kick)	4-8:01

Missed FG: None
Attendance: 60,012

	Bengals	Oilers
First downs	24	13
3rd-down conversion-att	4-13-30%	2-9-22%
4th-down conversion-att	2-2-100%	0-0-0%
Total yards	349	226
Rushing yards	187	67
Passing yards	162	165
Passes-comp.-Int.	25-15-1	33-16-1
Punts-avg.	3-45.0	6-42.6
Punt return yards	3-42	1-19
Kickoff return yards	3-58	6-114
Fumbles-lost	1-0	2-1
Penalties-yards	4-40	5-33
Field goals made-att	2-2	0-0
Time of possession	39:45	20:15

RUSHING											
OILERS	Att	Yds	Lg	TD	BENGALS	Att	Yds	Lg	TD		
White	4	2	5	0	Woods	6	11	4	1		
Carlson	4	22	12	0	Brooks	6	17	14	0		
Pinkett	5	43	16	0	Esiason	5	57	14	1		
					Ball	7	33	14	1		
					Green	11	55	12	0		
					Jennings	6	16	10	0		
					Wilhelm	3	-2	0	0		
TOTALS	13	67	16	0	TOTALS	44	187	14	3		

PASSING									
OILERS	Att	Cmp	Yds	TD-I	BENGALS	Att	Cmp	Yds	TD-I
Carlson	33	16	165	2-1	Esiason	20	14	150	2-0
					Wilhelm	5	1	12	0-0
TOTALS	33	16	165	2-1	TOTALS	25	15	162	2-0

RECEIVING											
OILERS	Rec	Yds	Lg	TD	BENGALS	Rec	Yds	Lg	TD		
White	1	5	5	0	Jennings	2	15	12	0		
Hill	1	5	5	0	Holman	2	51	46	0		
Jeffires	2	33	23	0	Woods	2	13	9	0		
Duncan	1	15	15	0	McGee	2	23	19	0		
Harris	4	37	17	0	Green	2	15	13	1		
Givins	6	60	16	2	Brown	2	14	9	0		
Pinkett	1	10	10	0	Kattus	2	19	10	1		
					Barber	1	12	12	0		
TOTALS	16	165	23	2	TOTALS	12	152	46	2		

INDIVIDUAL DEFENSE (press box stats)

OILERS – Leading Tackler: Kinard 8-4-12. Sacks: None. Int.: None. FF: None. FR: None.

BENGALS – Leading Tackler: Thomas 6-1-7. Sacks: None. Int.: Fulcher 1. FF: None. FR: Francis 1, Jennings 1.



PLAYOFF GAME SUMMARIES

AFC WILD CARD PLAYOFF GAME – 1991 Houston 17, N.Y. Jets 10 December 29, 1991 • Astrodome

Warren Moon threw a pair of touchdown passes to Ernest Givins and the Oilers' defense stopped the Jets inside Houston's 5-yard line twice in the second half to preserve the victory. The Oilers led 14-10 entering the third quarter, when the Jets took the second-half kickoff and consumed more than eight minutes while driving to the Houston 8-yard line. On third down, Ken O'Brien's pass was intercepted by safety Bubba McDowell at the 2. After Al Del Greco's 53-yard field goal put the Oilers ahead 17-10 early in the fourth quarter, New York drove to the Houston 3. But on third down, Al Smith stopped Brad Baxter for no gain. The Jets had one more chance after recovering Moon's fumble at the Oilers' 26 with 4:59 left in the game, but New York could not convert a first down. For Houston, Moon completed 28 of 40 passes for 271 yards, and Drew Hill had nine catches for 77 yards.

New York	0	10	0	0	10
Houston	7	7	0	3	17

TEAM	SCORING PLAY	QTR-INTO
Oilers	E. Givins 5 yd. pass from Moon (Del Greco kick)	1-9:16
Jets	A. Toon 10 yd. pass from O'Brien (Allegre kick)	2-2:44
Oilers	E. Givins 20 yd. pass from Moon (Del Greco kick)	2-11:04
Jets	Allegre 33 yd. field goal	2-14:56
Oilers	Del Greco 53 yd. field goal	4-1:31

Missed FG: Greco 46WR
Attendance: 61,485

	Jets	Oilers
First downs	18	21
3rd-down conversion-att	6-12-50%	8-14-57%
4th-down conversion-att	0-2-0%	0-0-0%
Total yards	285	303
Rushing yards	71	71
Passing yards	214	232
Passes-comp.-Int.	31-21-3	40-28-1
Punts-avg.	2-36	2-44.5
Punt return yards	0-0	0-0
Kickoff return yards	3-54	1-0
Fumbles-lost	0-0	3-1
Penalties-yards	5-45	8-55
Field goals made-att	1-1	1-2
Time of possession	26:20	33:40

RUSHING									
OILERS	Att	Yds	Lg	TD	JETS	Att	Yds	Lg	TD
L. White	17	65	12	0	J. Hector	11	43	8	0
W. Moon	3	6	7	0	B. Baxter	5	14	5	0
					K. O'Brien	2	10	8	0
					F. McNeil	5	4	5	0
TOTALS	20	71	12	0	TOTALS	23	71	8	0

PASSING									
OILERS	Att	Cmp	Yds	TD-I	JETS	Att	Cmp	Yds	TD-I
W. Moon	40	28	271	2-1	K. O'Brien	31	21	221	1-3
TOTALS	40	28	271	2-1	TOTALS	31	21	221	1-3

RECEIVING									
OILERS	Rec	Yds	Lg	TD	JETS	Rec	Yds	Lg	TD
E. Givins	6	83	35	2	A. Toon	8	96	22	1
D. Hill	9	77	20	0	R. Moore	4	70	31	0
H. Jeffries	4	49	24	0	F. McNeil	4	23	10	0
L. White	4	31	17	0	M. Boyer	3	20	11	0
C. Duncan	4	24	8	0	T. Mathis	2	12	6	0
L. Harris	1	7	7	0					
TOTALS	28	271	35	2	TOTALS	21	221	31	1

INDIVIDUAL DEFENSE (press box stats)

OILERS – Leading Tackler: Lathon 4-7-11. Sacks: Williams 1. Int.: McDowell 2, Orlando 1. FF: None. FR: Moon 2.

JETS – Leading Tackler: Clifton 5-6-11, Stargell 8-3-11. Sacks: Lewis 2.0, Lageman 1.0, Young 1.0. Int.: McMillan 1. FF: Young 1, Lageman 1. FR: Stargell 1.

AFC DIVISIONAL PLAYOFF GAME – 1991 Denver 26, Houston 24 January 4, 1992 • Mile High Stadium

David Treadwell's 28-yard field goal with 16 seconds remaining capped a dramatic 87-yard drive in the closing moments to lift the Broncos over the Oilers. Treadwell's winning kick came shortly after John Elway's 44-yard completion to Vance Johnson on fourth-and-10 from the Denver 35-yard line. Earlier on the drive, Elway scrambled seven yards for a first down on fourth-and-6 from the 28. And it was Elway's 22-yard completion to Michael Young that got the Broncos out of a hole at their own 2-yard line. Denver started the winning drive there with no time outs left after Houston's Greg Montgomery dropped his punt out of bounds with 2:07 left in the game. Warren Moon passed for three touchdowns as Houston built first half leads of 14-0 and 21-6. But the Broncos defense stiffened, allowing only a field goal in the second half.

Denver	6	7	3	10	26
Houston	14	7	0	3	24

TEAM	SCORING PLAY	QTR-INTO
Oilers	H. Jeffries 15 yd. pass from Moon (Del Greco kick)	1-1:46
Oilers	D. Hill 9 yd. pass frm Moon (Del Greco kick)	1-9:44
Broncos	V. Johnson 10 yd. pass from Elway (kick no good)	1-13:43
Oilers	C. Duncan 6 yd. pass from Moon (Del Greco kick)	2-4:05
Broncos	G. Lewis 1 yd. run (Treadwell kick)	2-14:21
Broncos	D. Treadwell 49 yd. field goal	3-13:02
Oilers	A. Del Greco 25 yd. field goal	4-1:35
Broncos	G. Lewis 1 yd. run (Treadwell kick)	4-8:07
Broncos	D. Treadwell 28 yd. field goal	4-14:44

Missed FG: Del Greco 33WR
Attendance: 75,301

	Broncos	Oilers
First downs	26	23
3rd-down conversion-att	5-11-45%	5-8-63%
4th-down conversion-att	3-3-100%	0-0-0%
Total yards	418	422
Rushing yards	151	97
Passing yards	267	325
Passes-comp.-Int.	34-20-1	36-27-1
Punts-avg.	2-40.5	1-44
Punt return yards	0-0	0-0
Kickoff return yards	4-88	6-82
Fumbles-lost	3-0	0-0
Penalties-yards	6-70	13-85
Field goals made-att	2-2	1-2
Time of possession	29:34	30:26

RUSHING									
OILERS	Att	Yds	Lg	TD	BRONCOS	Att	Yds	Lg	TD
L. White	17	79	10	0	G. Green	17	59	14	0
W. Moon	2	18	15	0	J. Elway	6	39	15	0
					R. Rivers	1	3	3	0
					G. Lewis	3	2	1	2
					S. Sewell	4	48	19	0
TOTALS	19	97	15	0	TOTALS	31	151	19	2

PASSING									
OILERS	Att	Cmp	Yds	TD-I	BRONCOS	Att	Cmp	Yds	TD-I
W. Moon	36	27	325	3-1	J. Elway	33	19	257	1-1
					S. Sewell	1	1	10	0-0
TOTALS	36	27	325	3-1	TOTALS	34	20	267	1-1

RECEIVING									
OILERS	Rec	Yds	Lg	TD	BRONCOS	Rec	Yds	Lg	TD
H. Jeffries	7	99	49	1	C. Kay	1	8	8	0
L. White	5	35	10	0	V. Johnson	5	78	44	1
E. Givins	6	111	29	0	D. Russell	1	20	20	0
D. Hill	2	21	12	1	S. Sharpe	3	20	7	0
C. Duncan	6	40	11	1	M. Young	4	85	32	0
T. Jones	1	19	19	0	R. Nattiel	2	27	23	0
					S. Sewell	3	28	16	0
					G. Green	1	1	1	0
TOTALS	27	325	49	3	TOTALS	20	267	44	1

INDIVIDUAL DEFENSE (press box stats)

OILERS – Leading Tackler: A. Smith 6-1-7, L. Lathon 6-1-7. Sacks: None. Int.: R. Johnson 1. FF: B. Orlando 1, A. Smith 1. FR: None.

BRONCOS – Leading Tackler: C. Dimry 9-0-9, M. Brooks 7-2-9. Sacks: None. Int.: S. Atwater 1. FF: None. FR: J. Davidson 1.



PLAYOFF GAME SUMMARIES

AFC WILD CARD PLAYOFF GAME – 1992
Buffalo 41, Houston 38 (OT)
 January 3, 1993 • Rich Stadium

Warren Moon threw for 220 yards and four touchdowns in the first half as Houston jumped out to a 28-3 lead. Early in the third quarter, Oilers defensive back Bubba McDowell intercepted Frank Reich's first pass of the second half and returned it 58 yards for a touchdown as the Oilers took a commanding 32-point lead, 35-3. Then, Buffalo started the comeback, advancing 50 yards to score on Davis' 1-yard touchdown run to cut the deficit to 35-10. After a recovered onside kick by the Bills which led to a touchdown, and a 26-yard touchdown pass to wide receiver Andre Reed, the lead was trimmed to 35-24. On the Oilers' ensuing possession, Bills safety Henry Jones intercepted a pass from Moon which led to another touchdown pass from Reich to Reed. Kicker Al Del Greco attempted a field goal to increase the Oilers' lead, but the snap was fumbled. The Bills then scored on a 17-yard touchdown pass, taking the lead 38-35 with three minutes remaining in the game. A last minute drive ending in a 26-yard field goal from Del Greco would send the game into overtime. Early in overtime, Bills defensive back Nate Odomes intercepted a pass from Moon, setting up Steve Christie's 32-yard game-winning field goal.

Buffalo	3	0	28	7	3	41
Houston	7	21	7	3	0	38

TEAM	SCORING PLAY	QTR-LEFT
Oilers	H. Jeffries 3 pass from W. Moon (A. Del Greco kick)	1-5:51
Bills	S. Christie 36 field goal	1-1:24
Oilers	W. Slaughter 7 pass from W. Moon (A. Del Greco kick)	2-8:59
Oilers	C. Duncan 26 pass from W. Moon (A. Del Greco kick)	2-4:09
Oilers	H. Jeffries 27 pass from W. Moon (A. Del Greco kick)	2-0:14
Oilers	B. McDowell 58 INT return (A. Del Greco kick)	3-13:19
Bills	K. Davis 1 run (D. Christie, kick)	3-8:52
Bills	D. Beebe 38 pass from F. Reich (D. Christie kick)	3-7:56
Bills	A. Reed 26 pass from F. Reich (D. Christie kick)	3-4:21
Bills	A. Reed 18 pass from F. Reich (D. Christie kick)	3-2:00
Bills	A. Reed 17 pass from F. Reich (D. Christie kick)	4-3:08
Oilers	A. Del Greco 26 field goal	4-0:12
Bills	D. Christie 32 field goal	5-11:54

Missed FG: None
Attendance: 75,141

	Bills	Oilers
First downs	19	27
3rd-down conversion-att	8-15-53%	6-14-43%
4th-down conversion-att	2-3-67%	2-3-67%
Total yards	366	429
Rushing yards	98	82
Passing yards	268	347
Passes-comp.-Int.	34-21-1	50-36-2
Punts-avg.	2-35	2-24.5
Punt return yards	0-0	1-7
Kickoff return yards	5-55	4-27
Fumbles-lost	0-0	2-0
Penalties-yards	4-30	4-30
Field goals made-att	2-2	1-1
Time of possession	25:27	37:39

OILERS		RUSHING				BILLS			
Att	Yds	Lg	TD	Att	Yds	Lg	TD		
W. Moon	2	7	5	0	T. Thomas	11	26	6	0
L. White	19	75	14	0	K. Davis	13	68	35	1
Montgomery	1	0	0	0	C. Gardner	1	5	5	0
					F. Reich	1	-1	-1	0
TOTALS	22	82	14	0	TOTALS	26	98	35	1

OILERS		PASSING				BILLS			
Att	Cmp	Yds	TD-I	Att	Cmp	Yds	TD-I		
W. Moon	50	36	371	4-2	F. Reich	34	21	289	4-1
TOTALS	50	36	371	4-2	TOTALS	34	21	289	4-1

OILERS		RECEIVING				BILLS			
Rec	Yds	Lg	TD	Rec	Yds	Lg	TD		
C. Duncan	8	57	26	1	P. Metzelaars	3	43	2	0
W. Slaughter	8	73	18	1	A. Reed	8	136	27	3
H. Jeffries	8	98	32	2	T. Thomas	2	-3	1	0
E. Givins	9	117	27	0	D. Beebe	4	64	38	1
L. Harris	2	15	9	0	J. Lofton	2	24	18	0
L. White	1	11	11	0	K. Davis	2	25	19	0
TOTALS	36	371	32	4	TOTALS	21	289	38	4

INDIVIDUAL DEFENSE (press box stats)

OILERS – Leading Tackler: A. Smith 4-3-7. Sacks: W. Fuller 2.0, S. Jones 1.0. Int.: B. McDowell 1. FF: None. FR: None.

BILLS – Leading Tackler: P. Hansen 10-0-10. Sacks: J. Wright 2.0, P. Hansen 1.0, D. Talley 1.0. Int.: H. Jones 1, N. Odomes 1. FF: D. Talley 1. FR: None.

AFC DIVISIONAL PLAYOFF GAME – 1993
Kansas City 28, Houston 20
 January 16, 1994 • Astrodome

Joe Montana threw three second-half touchdown passes, including two just 54 seconds apart in the fourth quarter, to rally the Chiefs past the Oilers. Houston, which entered the game with an 11-game winning streak, jumped out to a 10-0 lead in the opening quarter and still led 13-7 after Al Del Greco's 43-yard field goal with 9:37 remaining in the fourth quarter. But Kansas City marched 71 yards in only 59 seconds, the key play a 38-yard pass interference penalty against Oilers cornerback Cris Dishman, to take the lead for the first time on Montana's 11-yard touchdown pass to J.J. Birden. On the next play from scrimmage, Chiefs linebacker Derrick Thomas sacked Warren Moon, forcing a fumble that defensive tackle Dan Saleaumua recovered at the Oilers' 12-yard line. On third down, Montana's 18-yard touchdown pass to Willie Davis put Kansas City ahead 21-13 with 7:44 left. Houston drove 80 yards to a touchdown to pull within one point with 3:45 to go, but Marcus Allen's 21-yard touchdown run at the 1:55 mark sealed the Oilers' fate.

Kansas City	0	0	7	21	28
Houston	10	0	0	10	20

TEAM	SCORING PLAY	QTR-LEFT
Oilers	A. Del Greco 49 field goal	1-11:10
Oilers	C. Brown 2 run (A. Del Greco kick)	1-1:59
Chiefs	K. Cash 7 pass from J. Montana (N. Lowery kick)	3-10:19
Oilers	A. Del Greco 43 field goal	4-9:37
Chiefs	J. Birden 11 pass from J. Montana (N. Lowery kick)	4-8:38
Chiefs	W. Davis 18 pass from J. Montana (N. Lowery kick)	4-7:44
Oilers	E. Givins 7 pass from W. Moon (A. Del Greco kick)	4-3:35
Chiefs	M. Allen 21 run (N. Lowery kick)	4-1:55

Missed FG: None
Attendance: 64,011

	Chiefs	Oilers
First downs	18	19
3rd-down conversion-att	6-12-50%	7-15-47%
4th-down conversion-att	0-1-0%	0-1-0%
Total yards	354	277
Rushing yards	71	39
Passing yards	283	238
Passes-comp.-Int.	38-22-2	43-32-1
Punts-avg.	3-45	5-48.6
Punt return yards	4-44	1-12
Kickoff return yards	2-38	3-50
Fumbles-lost	0-0	7-2
Penalties-yards	7-51	3-63
Field goals made-att	0-0	2-2
Time of possession	24:18	35:42

OILERS		RUSHING				CHIEFS			
Att	Yds	Lg	TD	Att	Yds	Lg	TD		
W. Moon	3	22	17	0	M. Allen	14	74	21	1
G. Brown	11	17	5	1	D. Krieg	2	-2	-1	0
					K. Anders	1	0	0	0
					J. Montana	1	-1	-1	0
TOTALS	14	39	17	1	TOTALS	18	71	21	1

OILERS		PASSING				CHIEFS			
Att	Cmp	Yds	TD-I	Att	Cmp	Yds	TD-I		
W. Moon	43	32	306	1-1	J. Montana	38	22	299	3-2
TOTALS	43	32	306	1-1	TOTALS	38	22	299	3-2

OILERS		RECEIVING				CHIEFS			
Rec	Yds	Lg	TD	Rec	Yds	Lg	TD		
H. Jeffries	9	88	28	0	J. Birden	6	60	14	1
E. Givins	7	63	15	1	W. Davis	5	96	36	1
G. Wellman	6	80	30	0	K. Cash	4	80	41	1
C. Duncan	6	49	14	0	T. Barnett	2	24	14	0
G. Brown	4	26	12	0	T. McNair	2	9	9	0
					M. Allen	1	12	12	0
					J. Hayes	1	9	9	0
					F. Jones	1	9	9	0
TOTALS	32	306	30	1	TOTALS	22	299	41	3

INDIVIDUAL DEFENSE (press box stats)

OILERS – Leading Tackler: B. Orlando 8-2-10. Sacks: W. Fuller 1.0, L. Lathon 1.0. Int.: S. Jackson 1, T. Hoage 1. FF: None. FR: None.

CHIEFS – Leading Tackler: A. Lewis 8-0-8, M. Bayless 6-2-8, C. Mincy 6-2-8. Sacks: A. Lewis 2.0, D. Thomas 2.0, B. Thompson 2.0, N. Smith 1.0, J. Phillips 1.0. Int.: C. Mincy 1. FF: None. FR: Saleaumua 1.

PLAYOFF GAME SUMMARIES



AFC Wild Card Game: Titans 22, Bills 16 Sunday, Jan. 9, 2000 • 11:30 a.m. CST • Adelphia Coliseum



GAME RECAP

One of the most memorable finishes in NFL playoff history gave the Titans the franchise's first playoff win since 1991, a 22-16 stunner over the visiting Buffalo Bills. After Steve Christie kicked a 41-yard field goal to give Buffalo a 16-15 lead with 16 seconds remaining, Kevin Dyson returned a Frank Wycheck lateral on the ensuing kickoff 75 yards for a touchdown with three seconds left in the game. The play, quickly dubbed as the "Music City Miracle," gave Tennessee a 22-16 lead that turned into a victory after Buffalo's last-ditch hopes for a matching return touchdown were thwarted. Eddie George paced Tennessee's offense with a 29-carry, 106-yard performance. The victory, in front of a franchise-record crowd at Adelphia Coliseum, allowed the franchise to advance to the AFC Divisional Playoffs for the first time since 1993. The Titans took a 12-0 lead into intermission, but the Bills stormed back behind two touchdowns from Antowain Smith that gave Buffalo a 13-12 lead with 11:08 remaining. Al Del Greco's 36-yard field goal gave the Titans a 15-13 lead with 1:48 remaining, setting up the game's final dramatic moments.

SCORING

	1	2	3	4	Final
Buffalo	0	0	7	9	16
Tennessee	0	12	0	10	22

TEAM	SCORING PLAY	TIME
Titans	R. Johnson sacked by J. Kearse for safety	2-11:19
Titans	S. McNair 1 run (A. Del Greco kick)	2-7:55
Titans	A. Del Greco 40 field goal	2-0:00
Bills	A. Smith 4 run (S. Christie kick)	3-12:28
Bills	A. Smith 1 run (Two-pt. attempt failed)	4-11:08
Titans	A. Del Greco 36 field goal	4-1:48
Bills	S. Christie 41 field goal	4-0:16
Titans	K. Dyson 75 kickoff return (A. Del Greco kick)	4-0:03

Missed FGs: A. Del Greco 43W

Attendance: 66,782

Time of Game: 3:19

Weather: 40°, Wind 3 mph

Referee: Johnny Grier



TEAM STATISTICS

	Bills	Titans
TOTAL FIRST DOWNS	13	16
THIRD DOWN EFFICIENCY	5-13-38%	4-16-25%
FOURTH DOWN EFFICIENCY	0-0-0%	0-0-0%
TOTAL NET YARDS	220	194
Plays - Avg.	55-4.0	66-2.9
NET YARDS RUSHING	123	139
Rushes - Avg.	27-4.6	39-3.6
NET YARDS PASSING	97	55
Sacks - Yards Lost	6-34	3-21
PASS ATT-COMP-INT	22-10-0	24-13-1
PUNTS - Avg.	8-38.5	7-41.0
PUNT RETURNS - Yards	3-10	6-32
KICKOFF RETURNS - Yards	4-73	5-193
INTERCEPTIONS - Yards	1-8	0-0
PENALTIES Number and Yards	10-59	2-12
FUMBLES - Lost	2-1	2-1
TOUCHDOWNS	2	2
FIELD GOALS Made-Attempts	1-1	2-3
RED ZONE EFFICIENCY	2-2-100%	1-2-50%
GOAL TO GO EFFICIENCY	2-2-100%	1-1-100%
SAFETIES	0	1
GIVEAWAYS	1	2
TAKEAWAYS	2	1
TIME OF POSSESSION	24:54	35:06

BILLS STARTERS

OFFENSE

WR 80	E.Moulds
LT 70	J.Fina
LG 79	R.Brown
C 60	J.Ostroski
RG 61	D.Zeigler
RT 69	M.Spriggs
TE 85	J.Riemersma
WR 83	A.Reed
QB 11	R.Johnson
WR 82	Kev.Williams
RB 34	T.Thomas

DEFENSE

LE 90	P.Hansen
NT 92	T.Washington
RE 78	B.Smith
LOBL 59	S.Rogers
LILB 52	J.Holecek
RILB 56	S.Cowart
ROLB 99	G.Northern
LCB 26	A.Winfield
RCB 28	T.Smith
SS 20	H.Jones
FS 24	K.Schulz

TITANS STARTERS

OFFENSE

WR 87	K.Dyson
LT 72	B.Hopkins
LG 74	B.Matthews
C 60	K.Long
RG 75	B.Olson
RT 69	J.Runyan
TE 89	F.Wycheck
WR 82	Y.Thigpen
QB 9	S.McNair
FB 41	L.Neal
RB 27	E.George

DEFENSE

LE 90	J.Kearse
LT 91	J.Evans
RT 97	J.Fisk
RE 99	K.Holmes
LLB 55	E.Robinson
MLB 52	B.Wortham
RLB 58	J.Bowden
LCB 25	D.Walker
RCB 21	S.Rolle
SS 23	B.Bishop
FS 31	M.Robertson

BILLS INDIVIDUAL STATISTICS

Rushing	Att	Yds	Avg	Lg	TD
A.Smith	14	79	5.6	44	2
J.Linton	5	25	5.0	12	0
T.Thomas	5	10	2.0	9	0
R.Johnson	3	9	3.0	4	0
Total	27	123	4.6	44	2

Passing	Att	Cmp	Yds	TD	Lg	IN	Rt
R.Johnson	22	10	131	0	37	0	64.8
Total	22	10	131	0	37	0	64.8

Receiving	No	Yds	Avg	Lg	TD
P.Price	5	62	12.4	15	0
E.Moulds	3	62	20.7	37	0
S.Gash	1	6	6.0	6	0
B.Collins	1	1	1.0	1	0
Total	10	131	13.1	37	0

Interceptions	No	Yds	Avg	Lg	TD
A.Winfield	1	8	8.0	8	0
Total	1	8	8.0	8	0

Leading Tacklers (Press Box Totals)

J.Holecek 13-10-3; S.Cowart 11-6-5

Sacks: B.Smith 2.5; P.Hansen 0.5

FF: K.Schulz 1

FR: P.Hansen 1

TITANS INDIVIDUAL STATISTICS

Rushing	Att	Yds	Avg	Lg	TD
E.George	29	106	3.7	9	0
S.McNair	6	19	3.2	10	1
R.Thomas	4	14	3.5	13	0
Total	39	139	3.6	13	1

Passing	Att	Cmp	Yds	TD	Lg	IN	Rt
S.McNair	24	13	76	0	14	1	43.1
Total	24	13	76	0	14	1	43.1

Receiving	No	Yds	Avg	Lg	TD
F.Wycheck	4	29	7.3	14	0
J.Harris	4	20	5.0	10	0
E.George	2	4	2.0	3	0
C.Sanders	1	11	11.0	11	0
Y.Thigpen	1	8	8.0	8	0
K.Dyson	1	4	4.0	4	0
Total	13	76	5.8	14	0

Interceptions	No	Yds	Avg	Lg	TD
None					

Leading Tacklers (Press Box Totals)

B.Bishop 7-6-1; E.Robinson 6-4-2

Sacks: J.Kearse 2; J.Fisk 1; S.Rolle 1; J.Evans 1;

K.Holmes 1

FF: J.Kearse 2

FR: B.Wortham 1



PLAYOFF GAME SUMMARIES



AFC Divisional Game: Titans 19, Indianapolis 16 Sunday, Jan. 16, 2000 • 4:05 p.m. EST • RCA Dome



GAME RECAP

Eddie George ran for a franchise playoff-record 162 yards and a touchdown as the Tennessee Titans advanced to their first AFC Championship Game since 1979 with a 19-16 victory over the Indianapolis Colts at the RCA Dome. George's 68-yard touchdown run on the first drive of the third quarter gave the Titans the lead for good, and Tennessee's defense held rookie standout Edgerrin James to only 56 yards rushing on 20 carries. Al Del Greco set franchise post-season records for field goals in a game and a career, kicking two of his four field goals in each half to give him 11 for his career. Indiana native Blaine Bishop led the inspired Tennessee defense with 11 tackles and two passes defensed, and the defensive unit as a whole held Peyton Manning in check, with the second-year signal caller completing only 19 of 43 passes for 227 yards in the loss. The Colts pulled within three points with 1:51 remaining on Manning's 15-yard TD run, but Yancey Thigpen sealed Tennessee's victory by recovering Danny Kight's ensuing onside kick.

SCORING

	1	2	3	4	Final
Tennessee	0	6	7	6	19
Indianapolis	3	6	0	7	16

TEAM	SCORING PLAY	TIME
Colts	M. Vanderjagt 40 field goal	1-7:13
Titans	A. Del Greco 49 field goal	2-14:56
Colts	M. Vanderjagt 40 field goal	2-5:38
Titans	A. De lGreco 37 field goal	2-3:15
Colts	M.Vanderjagt 34 field goal	2-0:01
Titans	E. George 68 run (A. Del Greco kick)	3-13:19
Titans	A. Del Greco 25 field goal	4-12:57
Titans	A. Del Greco 43 field goal	4-4:19
Colts	P. Manning 15 run (M. Vanderjagt kick)	4-1:51

Missed FGs: None

Attendance: 57,097

Time of Game: 3:20

Weather: Indoor

Referee: Johnny Grier



TEAM STATISTICS

	Titans	Colts
TOTAL FIRST DOWNS	13	19
THIRD DOWN EFFICIENCY	3-14-21%	5-15-33%
FOURTH DOWN EFFICIENCY	0-0-0%	0-1-0%
TOTAL NET YARDS	309	305
Plays - Avg.	57-5.4	65-4.7
NET YARDS RUSHING	197	78
Rushes - Avg.	33-6.0	23-3.4
NET YARDS PASSING	112	227
Sacks - Yards Lost	0-0	0-0
PASS ATT-COMP-INT	24-13-0	42-19-0
PUNTS - Avg.	5-52.0	7-48.6
PUNT RETURNS - Yards	3-49	2-24
KICKOFF RETURNS - Yards	2-47	6-87
INTERCEPTIONS - Yards	0-0	0-0
PENALTIES Number and Yards	9-78	7-60
FUMBLES - Lost	1-1	1-0
TOUCHDOWNS	1	1
FIELD GOALS Made-Attempts	4-4	3-3
RED ZONE EFFICIENCY	0-2-0%	1-2-50%
GOAL TO GO EFFICIENCY	0-1-0%	0-0-0%
SAFETIES	0	0
GIVEAWAYS	1	0
TAKEAWAYS	0	1
TIME OF POSSESSION	31:14	28:46

TITANS STARTERS

OFFENSE

WR 87	K.Dyson
LT 72	B.Hopkins
LG 74	B.Matthews
C 60	K.Long
RG 75	B.Olson
RT 69	J.Runyan
TE 89	F.Wycheck
WR 82	Y.Thigpen
QB 9	S.McNair
FB 41	L.Neal
RB 27	E.George

DEFENSE

LE 90	J.Kearse
LT 91	J.Evans
RT 97	J.Fisk
RE 99	K.Holmes
LLB 55	E.Robinson
MLB 52	B.Wortham
RLB 58	J.Bowden
LCB 25	D.Walker
RCB 21	S.Rolle
SS 23	B.Bishop
FS 31	M.Robertson

COLTS STARTERS

OFFENSE

WR 84	E.Green
LT 78	T.Glenn
LG 76	S.McKinney
C 50	L.Moore
RG 74	W.Jackson
RT 73	A.Meadows
WR 88	M.Harrison
TE 85	K.Dilger
QB 18	P.Manning
HB 81	M.Pollard
RB 32	E.James

DEFENSE

LT 95	B.Whittington
LE 90	M.Thomas
RT 62	E.Johnson
RE 92	C.Bratzke
LLB 57	B.Berry
MLB 53	M.Barber
RLB 52	M.Peterson
LCB 20	J.Burris
RCB 38	T.Poole
SS 37	C.Cota
FS 29	J.Belser

TITANS INDIVIDUAL STATISTICS

Rushing	Att	Yds	Avg	Lg	TD
E.George	26	162	6.2	68	1
S.McNair	7	35	5.0	29	0
Total	33	197	6.0	68	1

Passing	Att	Cmp	Yds	TD	Lg	IN	Rt
S.McNair	24	13	112	0	26	0	66.7
Total	24	13	112	0	26	0	66.7

Receiving	No	Yds	Avg	Lg	TD
Y.Thigpen	3	19	6.3	7	0
F.Wycheck	3	16	5.3	6	0
E.George	3	14	4.7	6	0
C.Sanders	2	38	19.0	26	0
K.Dyson	2	25	12.5	15	0
Total	13	112	8.6	26	0

Interceptions	No	Yds	Avg	Lg	TD
None					

Leading Tacklers (Coaching Totals)

B.Bishop 7-6-1; M.Robertson 6-6-0

Sacks: None

FF: D.Sidney 1

FR: None

COLTS INDIVIDUAL STATISTICS

Rushing	Att	Yds	Avg	Lg	TD
E.James	20	56	2.8	14	0
P.Manning	3	22	7.3	15	1
Total	23	78	3.4	15	1

Passing	Att	Cmp	Yds	TD	Lg	IN	Rt
P.Manning	42	19	227	0	33	0	62.3
Total	42	19	227	0	33	0	62.3

Receiving	No	Yds	Avg	Lg	TD
M.Harrison	5	65	13.0	25	0
J.Pathon	5	44	8.8	13	0
T.Wilkins	4	55	13.8	23	0
K.Dilger	2	12	6.0	7	0
E.Green	1	33	33.0	33	0
M.Pollard	1	10	10.0	10	0
E.James	1	8	8.0	8	0
Total	19	227	11.9	33	0

Interceptions	No	Yds	Avg	Lg	TD
None					

Leading Tacklers (Press Box Totals)

M.Barber 10-9-1; M.Peterson 8-4-4

Sacks: None

FF: None

FR: M.Thomas 1



PLAYOFF GAME SUMMARIES



AFC Championship Game: Titans 33, Jacksonville 14 Sunday, Jan. 23, 2000 • 12:40 p.m. EST • Alltel Stadium



GAME RECAP

The Titans advanced to the Super Bowl for the first time in franchise history by defeating the Jacksonville Jaguars for the third time in the same season, 33-14, at Alltel Stadium. Steve McNair ran for 91 yards and two second-half touchdowns, combining with Eddie George for 177 yards rushing on the afternoon. The Titans' defense turned in a dominant performance, forcing six Jacksonville turnovers, including two fumbles and two interceptions from Mark Brunell. Jacksonville led 14-7 on a 33-yard TD run by James Stewart. But the Titans then scored 26 unanswered points, including an Al Del Greco 34-yard field goal that cut the Jaguar lead to 14-10 at halftime. McNair scored on a 1-yard run with 9:24 remaining in the third quarter, and after Mark Brunell was dropped for a safety, Derrick Mason ran the ensuing free kick 80 yards for a touchdown. McNair scored his second touchdown of the game with seven minutes remaining, sealing the 33-14 outcome. The win gave the Titans their first AFC Championship since the AFL-NFL merger, and advanced them to Super Bowl XXXIV against St. Louis.

SCORING

	1	2	3	4	Final
Tennessee	7	3	16	7	33
Jacksonville	7	7	0	0	14

TEAM	SCORING PLAY	TIME
Jaguars	K. Brady 7 pass from M. Brunell (M. Hollis kick)	1-11:20
Titans	Y. Thigpen 9 pass from S. McNair (A. Del Greco kick)	1-5:30
Jaguars	J. Stewart 33 run (M. Hollis kick)	2-4:36
Titans	A. Del Greco 34 field goal	2-0:20
Titans	S. McNair 1 run (A. Del Greco kick)	3-9:24
Titans	M. Brunell sacked by J. Evans & J. Fisk for safety	3-5:13
Titans	D. Mason 80 kickoff return (A. Del Greco kick)	3-4:56
Titans	S. McNair 1 run (A. Del Greco kick)	4-6:59

Missed FGs: None

Attendance: 75,206

Time of Game: 2:19

Weather: 68°, Wind SW 12 mph

Referee: Bernie Kukar



TEAM STATISTICS

	Titans	Jaguars
TOTAL FIRST DOWNS	18	19
THIRD DOWN EFFICIENCY	3-10-30%	3-10-30%
FOURTH DOWN EFFICIENCY	0-0-0%	0-2-0%
TOTAL NET YARDS	289	360
Plays - Avg.	58-5.0	64-5.6
NET YARDS RUSHING	177	144
Rushes - Avg.	34-5.2	23-6.3
NET YARDS PASSING	112	216
Sacks - Yards Lost	1-0	3-10
PASS ATT-COMP-INT	23-14-1	38-19-2
PUNTS - Avg.	5-40.2	3-45.3
PUNT RETURNS - Yards	2-14	3-6
KICKOFF RETURNS - Yards	4-174	6-80
INTERCEPTIONS - Yards	2-0	1-1
PENALTIES Number and Yards	5-39	9-100
FUMBLES - Lost	5-3	5-4
TOUCHDOWNS	4	2
FIELD GOALS Made-Attempts	1-1	0-0
RED ZONE EFFICIENCY	3-5-60%	1-3-33%
GOAL TO GO EFFICIENCY	2-3-67%	0-1-0%
SAFETIES	1	0
GIVEAWAYS	4	6
TAKEAWAYS	6	4
TIME OF POSSESSION	31:36	28:24

TITANS STARTERS

OFFENSE		DEFENSE	
WR 87	K. Dyson	LE 90	J. Kearse
LT 72	B. Hopkins	LT 91	J. Evans
LG 74	B. Matthews	RT 97	J. Fisk
C 60	K. Long	RE 99	K. Holmes
RG 75	B. Olson	LLB 55	E. Robinson
RT 69	J. Runyan	MLB 52	B. Wortham
TE 89	F. Wycheck	RLB 58	J. Bowden
WR 82	Y. Thigpen	LCB 25	D. Walker
QB 9	S. McNair	RCB 21	S. Rolle
TE 88	J. Harris	SS 23	B. Bishop
RB 27	E. George	FS 31	M. Robertson

JAGUARS STARTERS

OFFENSE		DEFENSE	
WR 82	J. Smith	LE 97	R. Wynn
LT 62	B. Coleman	LT 96	G. Walker
LG 76	R. Tylski	RT 91	S. Payne
C 66	J. Wade	RE 90	T. Brackens
RG 77	Z. Wiegert	SLB 95	B. Paup
RT 72	L. Searcy	MLB 56	L. Marts
TE 80	K. Brady	WLB 51	K. Hardy
WR 87	K. McCardell	LCB 25	F. Bryant
QB 8	M. Brunell	RCB 21	A. Beasley
RB 28	F. Taylor	SS 20	D. Darius
TE 88	D. Jones	FS 37	C. Lake

TITANS INDIVIDUAL STATISTICS

Rushing	Att	Yds	Avg	Lg	TD
S. McNair	9	91	10.1	51	2
E. George	25	86	3.4	20	0
Total	34	177	5.2	51	2

Passing	Att	Cmp	Yds	TD	Lg	IN	Rt
S. McNair	23	14	112	1	15	1	69.5
Total	23	14	112	1	15	1	69.5

Receiving	No	Yds	Avg	Lg	TD
J. Harris	3	33	11.0	15	0
E. George	3	19	6.3	15	0
I. Byrd	2	19	9.5	11	0
Y. Thigpen	2	16	8.0	9	1
F. Wycheck	2	12	6.0	8	0
K. Dyson	1	12	12.0	12	0
L. Neal	1	1	1.0	1	0
Total	14	112	8.0	15	1

Interceptions	No	Yds	Avg	Lg	TD
M. Robertson	1	0	0.0	0	0
D. Mitchell	1	0	0.0	0	0
Total	2	0	0.0	0	0

Leading Tacklers (Coaching Totals)

E. Robinson 7-6-1

Sacks: B. Bishop 1.0; K. Holmes 1.0; J. Evans 0.5; J. Fisk 0.5

FF: E. Robinson 2; B. Bishop 1; K. Holmes 1

FR: J. Fisk 1; J. Kearse 1; D. Walker 1

JAGUARS INDIVIDUAL STATISTICS

Rushing	Att	Yds	Avg	Lg	TD
F. Taylor	19	110	5.8	31	0
J. Stewart	3	35	11.7	33	1
M. Brunell	1	-1	-1.0	-1	0
Total	23	144	6.3	33	1

Passing	Att	Cmp	Yds	TD	Lg	IN	Rt
M. Brunell	38	19	226	1	37	2	55.4
Total	38	19	226	1	37	2	55.4

Receiving	No	Yds	Avg	Lg	TD
K. McCardell	6	67	11.2	18	0
J. Smith	5	92	18.4	37	0
K. Brady	5	44	8.8	17	1
F. Taylor	2	16	8.0	9	0
D. Jones	1	7	7.0	7	0
Total	19	226	11.9	37	1

Interceptions	No	Yds	Avg	Lg	TD
F. Bryant	1	1	1.0	1	0
Total	1	1	1.0	1	0

Leading Tacklers (Press Box Totals)

K. Hardy 10-6-4; L. Marts 8-6-2

Sacks: T. Brackens 1.0

FF: K. Hardy 1; L. Marts 1; T. Brackens 1

FR: L. Marts 1; T. Brackens 1



PLAYOFF GAME SUMMARIES



SUPER BOWL XXXIV: Titans 16, Rams 23 Sunday, Jan. 30, 2000 • 6:25 p.m. EST • Georgia Dome



GAME RECAP

The Titans' magical season ended at the Georgia Dome, as receiver Kevin Dyson was stopped just short of the goal line on the game's last play by Rams linebacker Mike Jones in a 23-16 St. Louis victory. The play ended an inspired two-minute drive led by Steve McNair, who broke Super Bowl records for rushing yards by a quarterback in both one game and one play for the Titans. The Rams held a 9-0 lead at halftime, extending their lead to 16-0 on a nine yard TD reception by Torry Holt with 7:20 left in the third quarter. The Titans charged back on two touchdown runs by Eddie George, and tied the score at 16 on a 43-yard Al Del Greco field goal with 2:12 remaining. On the first play of the ensuing drive, Isaac Bruce broke free and scored on a 73-yard touchdown pass from Kurt Warner, giving the Rams a seven-point advantage. McNair then led a 12-play, 87-yard drive that culminated in the completion to Dyson. McNair's prolific day included 64 yards rushing. George, meanwhile, rushed for 95 yards to become the Titans' career playoff rushing leader.

SCORING

	1	2	3	4	Final
St. Louis	3	6	7	7	23
Tennessee	0	0	6	10	16

TEAM	SCORING PLAY	TIME
Rams	J. Wilkins 27 yd. field goal	1-3:00
Rams	J. Wilkins 29 yd. field goal	2-4:16
Rams	J. Wilkins 28 yd. field goal	2-0:15
Rams	T. Holt 9 yd. pass from K. Warner (J. Wilkins kick)	3-7:20
Titans	E. George 1 yd. run (two-pt attempt failed)	3-0:14
Titans	E. George 2 yd. run (A. Del Greco kick)	4-7:21
Titans	Del Greco 43 yd. field goal	4-2:12
Rams	I. Bruce 73 yd. pass from K. Warner (J. Wilkins kick)	4-1:54

Missed FGs: J.Wilkins 34WR, A.Del Greco 47WL, 47B

Attendance: 72,625

Time of Game: 3:28

Weather: Indoor

Referee: Bob McElwee



TEAM STATISTICS

	Rams	Titans
TOTAL FIRST DOWNS	23	27
THIRD DOWN EFFICIENCY	5-12-42%	6-13-46%
FOURTH DOWN EFFICIENCY	0-1-0%	1-1-100%
TOTAL NET YARDS	436	367
Plays - Avg.	60-7.3	73-5.0
NET YARDS RUSHING	29	159
Rushes - Avg.	13-2.2	36-4.4
NET YARDS PASSING	407	208
Sacks - Yards Lost	2-7	1-6
PASS ATT-COMP-INT	45-24-0	36-22-0
PUNTS - Avg.	2-38.5	3-43.0
PUNT RETURNS - Yards	2-8	1-1
KICKOFF RETURNS - Yards	4-55	5-122
INTERCEPTIONS - Yards	0-0	0-0
PENALTIES Number and Yards	8-60	7-45
FUMBLES - Lost	2-0	1-0
TOUCHDOWNS	2	2
FIELD GOALS Made-Attempts	3-4	1-3
RED ZONE EFFICIENCY	1-6-17%	2-3-67%
GOAL TO GO EFFICIENCY	1-2-50%	2-3-67%
SAFETIES	0	0
GIVEAWAYS	0	0
TAKEAWAYS	0	0
TIME OF POSSESSION	23:34	36:26

RAMS STARTERS

OFFENSE

WR 88	T.Holt
LT 76	O.Pace
LG 61	T.Nutten
C 60	M.Gruttadauria
RG 62	A.Timmerman
RT 73	F.Miller
TE 86	R.Williams
WR 80	I.Bruce
QB 13	K.Warner
RB 28	M.Faulk
FB 25	R.Holcombe

DEFENSE

LE 93	K.Carter
LT 99	R.Agnew
RT 75	D.Farr
RE 98	G.Wistrom
LLB 52	M.Jones
MLB 59	L.Fletcher
RLB 54	T.Collins
LCB 41	T.Lyght
RCB 21	D.McCleon
SS 22	B.Jenkins
FS 35	K.Lyle

TITANS STARTERS

OFFENSE

WR 87	K.Dyson
LT 72	B.Hopkins
LG 74	B.Matthews
C 60	K.Long
RG 75	B.Olson
RT 69	J.Runyan
TE 89	F.Wycheck
WR 83	I.Byrd
QB 9	S.McNair
TE 88	J.Harris
RB 27	E.George

DEFENSE

LE 90	J.Kearse
LT 91	J.Evans
RT 97	J.Fisk
RE 99	K.Holmes
LLB 55	E.Robinson
MLB 52	B.Wortham
RLB 58	J.Bowden
LCB 25	D.Walker
RCB 21	S.Rolle
SS 23	B.Bishop
FS 33	A.Dorsett

RAMS INDIVIDUAL STATISTICS

Rushing	Att	Yds	Avg	Lg	TD
M.Faulk	10	17	1.7	4	0
R.Holcombe	1	11	11.0	11	0
K.Warner	1	1	1.0	1	0
M.Horan	1	0	0.0	0	0
Total	13	29	2.2	11	0

Passing	Att	Cmp	Yds	TD	Lg	IN	Rt
K.Warner	45	24	414	2	73	0	99.7
Total	45	24	414	2	73	0	99.7

Receiving	No	Yds	Avg	Lg	TD
T.Holt	7	109	15.6	32	1
I.Bruce	6	162	27.0	73	1
M.Faulk	5	90	18.0	52	0
A.Hakim	1	17	17.0	17	0
E.Conwell	1	16	16.0	16	0
R.Proehl	1	11	11.0	11	0
R.Williams	1	9	9.0	9	0
R.Holcombe	1	1	1.0	1	0
F.Miller	1	-1	-1.0	-1	0
Total	24	414	17.3	73	2

Interceptions	No	Yds	Avg	Lg	TD
None					

Leading Tacklers (Coaching Totals)

B.Jenkins 12-9-3; L.Fletcher 11-9-2; M.Jones 9-7-2

Sacks: K.Carter 1.0

FF: B.Jenkins 1

FR: None

TITANS INDIVIDUAL STATISTICS

Rushing	Att	Yds	Avg	Lg	TD
E.George	28	95	3.4	13	2
S.McNair	8	64	8.0	23	0
Total	36	99	2.8	16	2

Passing	Att	Cmp	Yds	TD	Lg	IN	Rt
S.McNair	36	22	214	0	32	0	77.8
Total	36	22	214	0	32	0	77.8

Receiving	No	Yds	Avg	Lg	TD
J.Harris	7	64	9.1	21	0
F.Wycheck	5	35	7.0	13	0
K.Dyson	4	41	10.3	16	0
E.George	2	35	17.5	32	0
I.Byrd	2	21	10.5	21	0
D.Mason	2	18	9.0	9	0
Total	22	214	9.7	32	0

Interceptions	No	Yds	Avg	Lg	TD
None					

Leading Tacklers (Press Box Totals)

J.Kearse 5-5-0; B.Bishop 5-4-1; A.Dorsett 5-1-4

Sacks: J.Fisk 1.0; J.Kearse 1.0

FF: None

FR: None



PLAYOFF GAME SUMMARIES



AFC Divisional Game: Titans 10, Ravens 24 Sunday, 7 2001 • 11:35 am CST • Adelphia Coliseum



GAME RECAP

The Baltimore Ravens used big plays on defense and special teams to advance to the AFC Championship Game with a 24-10 victory over the Tennessee Titans at Adelphia Coliseum. Anthony Mitchell returned a blocked Al Del Greco field goal attempt 90 yards for a touchdown to break a 10-10 tie, and NFL Defensive Player of the Year Ray Lewis returned an interception 50 yards for a touchdown to seal Baltimore's win with 6:41 remaining in the fourth quarter. The Titans took control of the game early, as Eddie George capped off an opening drive that spanned 11 plays and 58 yards with a two-yard touchdown run. Regardless of the final score, it was a dominant performance by the Tennessee defense, as they held the Ravens to six first downs, 134 total yards, and only five completions by Baltimore quarterback Trent Dilfer. Offensively, the Titans dominated Baltimore in first downs (23 to 6), rushing yards (126 to 49) and passing yards (191 to 85), but Baltimore's big plays were ultimately too much to overcome. The loss ended the Titans' reign as AFC Champions and their season at 13-4.

SCORING

	1	2	3	4	Final
Baltimore	0	7	3	14	24
Tennessee	7	0	3	0	10

TEAM	SCORING PLAY	TIME
Titans	E. George 2 run (A. Del Greco kick)	1-7:43
Ravens	Ja. Lewis 1 run (M. Stover kick)	2-9:46
Titans	A. Del Greco 21 field goal	3-8:14
Ravens	M. Stover 38 field goal	3-3:05
Ravens	A. Mitchell 90 field goal return (M. Stover kick)	4-12:12
Ravens	R. Lewis 50 interception return (M. Stover kick)	4-6:41

Missed FGs: A.Del Greco 45B, 31LU, 37B

Attendance: 68,527

Time of Game: 3:01

Weather: 48°, Wind S 6 mph

Referee: Bernie Kukar



TEAM STATISTICS

	Ravens	Titans
TOTAL FIRST DOWNS	6	23
THIRD DOWN EFFICIENCY	2-11-18%	5-16-31%
FOURTH DOWN EFFICIENCY	0-0-0%	0-2-0%
TOTAL NET YARDS	134	317
Plays - Avg.	43-3.1	81-3.9
NET YARDS RUSHING	49	126
Rushes - Avg.	23-2.1	33-3.8
NET YARDS PASSING	85	191
Sacks - Yards Lost	3-32	1-4
PASS ATT-COMP-INT	17-5-0	47-25-1
PUNTS - Avg.	8-27.6	5-37.8
PUNT RETURNS - Yards	1-4	2-5
KICKOFF RETURNS - Yards	3-69	4-55
INTERCEPTIONS - Yards	1-50	0-0
PENALTIES Number and Yards	7-50	6-55
FUMBLES - Lost	0-0	0-0
TOUCHDOWNS	1	1
FIELD GOALS Made-Attempts	1-1	1-4
RED ZONE EFFICIENCY	1-1-100%	1-4-25%
GOAL TO GO EFFICIENCY	1-1-100%	0-1-0%
SAFETIES	0	0
GIVEAWAYS	0	1
TAKEAWAYS	1	0
TIME OF POSSESSION	19:31	40:29

RAVENS STARTERS

OFFENSE		DEFENSE	
WR 87	Q.Ismail	LDE 90	R.Burnett
LT 75	J.Ogden	LDT 95	S.Adams
LG 64	E.Mulitalo	RDT 98	T.Siragusa
C 60	J.Mitchell	RDE 99	M.McCrary
RG 62	M.Flynn	LLB 58	P.Boulware
RT 70	H.Swayne	MLB 52	R.Lewis
TE 82	S.Sharpe	RLB 55	J.Sharper
WR 83	P.Johnson	LCB 22	D.Starks
QB 8	T.Dilfer	RCB 21	C.McAlister
FB 32	S.Gash	SS 26	R.Woodson
RB 31	Ja.Lewis	S 45	C.Harris

TITANS STARTERS

OFFENSE		DEFENSE	
WR 85	D.Mason	LE 90	J.Kearse
LT 72	B.Hopkins	LT 92	H.Ford
LG 74	B.Matthews	RT 97	J.Fisk
C 60	K.Long	RE 99	K.Holmes
RG 75	B.Olson	LLB 51	G.Favors
RT 71	F.Miller	MLB 56	R.Godfrey
TE 89	F.Wycheck	RLB 55	E.Robinson
WR 81	C.Sanders	LCB 25	D.Walker
QB 9	S.McNair	RCB 21	S.Rolle
FB 41	L.Neal	SS 23	B.Bishop
RB 27	E.George	FS 31	M.Robertson

RAVENS INDIVIDUAL STATISTICS

Rushing	Att	Yds	Avg	Lg	TD
Ja.Lewis	17	47	2.8	14	1
T.Dilfer	4	1	0.3	4	0
Je.Lewis	1	1	1.0	1	0
S.Gash	1	0	0.0	0	0
Total	23	49	2.1	14	1

Passing	Att	Cmp	Yds	TD	Lg	IN	Rt
T.Dilfer	16	5	117	0	56	0	58.6
T.Banks	1	0	0	0	0	0	39.6
Total	17	5	117	0	56	0	55.8

Receiving	No	Yds	Avg	Lg	TD
Q.Ismail	3	53	17.7	33	0
S.Sharpe	1	56	56.0	56	0
B.Stokley	1	8	8.0	8	0
Total	5	117	23.4	56	0

Interceptions	No	Yds	Avg	Lg	TD
R.Lewis	1	50	50.0	50	1
Total	1	50	50.0	50	1

Leading Tacklers (Coaching Totals)

R.Lewis 12-9-3; C.Harris 11-8-3; R.Woodson 11-6-5

Sacks: S.Adams 1.0

FF: None

FR: None

TITANS INDIVIDUAL STATISTICS

Rushing	Att	Yds	Avg	Lg	TD
E.George	27	91	3.4	15	1
S.McNair	5	31	6.2	11	0
R.Thomas	1	4	4.0	4	0
Total	33	126	3.8	15	1

Passing	Att	Cmp	Yds	TD	Lg	IN	Rt
S.McNair	46	24	176	0	17	1	52.4
N.O'Donnell	1	1	19	0	19	0	118.8
Total	47	25	195	0	19	1	54.8

Receiving	No	Yds	Avg	Lg	TD
E.George	8	52	6.5	10	0
D.Mason	7	88	12.6	19	0
F.Wycheck	5	31	6.2	13	0
Y.Thigpen	3	25	8.3	11	0
E.Kinney	1	9	9.0	9	0
S.McNair	1	-10	-10.0	-10	0
Total	25	195	7.8	19	0

Interceptions	No	Yds	Avg	Lg	TD
None					

Leading Tacklers (Press Box Totals)

R.Godfrey 9-7-2; M.Robertson 5-3-2

Sacks: H.Ford 1.0; R.Godfrey 1.0; J.Fisk 1.0

FF: None

FR: None



PLAYOFF GAME SUMMARIES



AFC Divisional Game: Titans 34, Pittsburgh 31 (OT) Saturday, Jan. 11, 2003 • 3:30 p.m. CST • Adelphia Coliseum



GAME RECAP

Joe Nedney got a chance for redemption and made a 26-yard field goal 2:15 into overtime that gave the Titans a bruising 34-31 playoff victory over the Pittsburgh Steelers. The kick was the result of a penalty on the previous play by cornerback Dewayne Washington. He drew a 5-yard flag for running into Nedney, giving the kicker another chance after he hooked a 31-yard attempt wide right. Titans quarterback Steve McNair passed for 338 yards and two touchdowns in the game, while tight end Frank Wycheck set a career high with 123 yards on 10 receptions. The Titans scored the game's first 14 points on McNair and Eddie George runs before the Steelers responded with 20 unanswered points. Wycheck and Erron Kinney each caught touchdown passes in the second half. Nedney's game-winner gave the Titans their first victory in four playoff games against Pittsburgh and propelled them into the AFC Championship Game at Oakland.

SCORING

	1	2	3	4	OT	Final
Pittsburgh	0	13	7	11	0	31
Tennessee	14	0	14	3	3	34

TEAM	SCORING PLAY	TIME
Titans	S. McNair 8 run (J. Nedney kick)	1-11:01
Titans	E. George 1 run (J. Nedney kick)	1-0:17
Steelers	H. Ward 8 pass from T. Maddox (J. Reed kick)	2-9:29
Steelers	J. Reed 30 field goal	2-6:47
Steelers	J. Reed 39 field goal	2-0:00
Steelers	A. Zereoue 31 run (J. Reed kick)	3-14:37
Titans	F. Wycheck 7 pass from S. McNair (J. Nedney kick)	3-9:37
Titans	E. Kinney 2 pass from S. McNair (J. Nedney kick)	3-4:38
Steelers	H. Ward 21 pass from T. Maddox (H. Ward to P. Burress pass)	4-10:09
Steelers	J. Reed 40 yd. field goal	4-8:30
Titans	J. Nedney 42 yd. field goal	4-5:40
Titans	J. Nedney 26 yd. field goal	5-12:45

Missed FGs: J.Reed 44WL, J.Nedney 48WR

Attendance: 68,809

Time of Game: 3:50

Weather: 34°, Wind WNW 9 mph

Referee: Ron Blum



TEAM STATISTICS

	Steelers	Titans
TOTAL FIRST DOWNS	21	29
THIRD DOWN EFFICIENCY	4-14-29%	12-18-67%
FOURTH DOWN EFFICIENCY	0-0-0%	1-1-100%
TOTAL NET YARDS	324	430
Plays - Avg.	63-5.1	82-5.2
NET YARDS RUSHING	67	99
Rushes - Avg.	20-3.4	36-2.8
NET YARDS PASSING	257	331
Sacks - Yards Lost	1-9	1-7
PASS ATT-COMP-INT	42-21-1	45-27-2
PUNTS - Avg.	6-31.8	4-28.8
PUNT RETURNS - Yards	2-14	1-9
KICKOFF RETURNS - Yards	6-138	7-116
INTERCEPTIONS - Yards	2-0	1-16
PENALTIES Number and Yards	6-41	8-92
FUMBLES - Lost	0-0	2-2
TOUCHDOWNS	3	4
FIELD GOALS Made-Attempts	3-4	2-3
RED ZONE EFFICIENCY	1-3-33%	4-5-80%
GOAL TO GO EFFICIENCY	1-1-100%	3-3-100%
SAFETIES	0	0
GIVEAWAYS	1	4
TAKEAWAYS	4	1
TIME OF POSSESSION	24:43	37:32

STEELERS STARTERS

OFFENSE		DEFENSE	
WR 90	P.Burress	DE 91	A.Smith
LT 72	W.Gandy	NT 98	C.Hampton
LG 66	A.Faneca	DE 67	K.Von Oelhoffen
C 64	J.Hartings	LOLB 92	J.Gildon
RG 73	K.Simmons	LILB 51	J.Farrior
RT 77	M.Smith	RILB 97	K.Bell
TE 84	J.Tuman	ROLB 55	J.Porter
QB 8	T.Maddox	FS 27	B.Alexander
RB 21	A.Zereoue	SS 41	L.Flowers
FB 35	D.Kreider	RC 20	D.Washington
WR 86	H.Ward	LC 30	C.Scott

TITANS STARTERS

OFFENSE		DEFENSE	
WR 85	D.Mason	LE 93	K.Carter
LT 72	B.Hopkins	LT 78	J.Thornton
LG 69	Z.Piller	RT 91	A.Haynesworth
C 64	G.DiNapoli	RE 97	C.Hall
RG 75	B.Olson	LLB 59	P.Sirmon
RT 71	F.Miller	MLB 56	R.Godfrey
TE 89	F.Wycheck	RLB 53	K.Bulluck
WR 83	D.Bennett	LCB 22	A.Dyson
QB 9	S.McNair	RCB 21	S.Rolle
RB 27	E.George	SS 25	T.Williams
TE 88	E.Kinney	FS 31	L.Schulters

STEELERS INDIVIDUAL STATISTICS

Rushing	Att	Yds	Avg	Lg	TD
A.Zereoue	14	49	3.5	31	1
A.Randle El	1	11	11.0	11	0
J.Bettis	3	6	2.0	4	0
H.Ward	2	1	0.5	11	0
Total	20	67	3.4	31	1

Passing	Att	Cmp	Yds	TD	Lg	IN	Rt
T.Maddox	41	21	266	2	40	1	77.9
A.Randle El	1	0	0	0	0	0	39.6
Total	42	21	266	2	40	1	76.1

Receiving	No	Yds	Avg	Lg	TD
H.Ward	7	82	11.7	21	2
A.Radnle El	4	53	13.3	30	0
T.Mathis	3	40	13.3	22	0
P.Burress	2	62	31.0	40	0
D.Kreider	2	14	7.0	8	0
A.Zereoue	2	10	5.0	5	0
Total	21	266	12.7	40	2

Interceptions	No	Yds	Avg	Lg	TD
C.Scott	1	0	0.0	0	0
D.Townsend	1	0	0.0	0	0
Total	2	0	0.0	0	0

Leading Tacklers (Coaching Totals)
L.Flowers 11-9-2; L.Foote 11-7-4; J.Farrior 10-7-3

Sacks: K.Von Oelhoffen 1.0
FF: C.Hampton 1
FR: L.Flowers 1; A.Smith 1

TITANS INDIVIDUAL STATISTICS

Rushing	Att	Yds	Avg	Lg	TD
E.George	15	33	2.2	9	1
S.McNair	8	29	3.6	8	1
D.Mason	2	20	10.0	16	0
R.Holcombe	11	17	1.5	11	0
Total	36	99	2.8	16	2

Passing	Att	Cmp	Yds	TD	Lg	IN	Rt
S.McNair	44	27	338	2	39	2	81.4
N.O'Donnell	1	0	0	0	0	0	39.6
Total	45	27	338	2	39	2	79.7

Receiving	No	Yds	Avg	Lg	TD
F.Wycheck	10	123	12.3	39	1
D.Bennett	7	85	12.1	20	0
D.Mason	5	47	9.4	18	0
J.McCareins	2	53	26.5	31	0
E.Kinney	2	20	10.0	18	1
R.Holcombe	1	10	10.0	10	0
Total	27	338	12.5	39	2

Interceptions	No	Yds	Avg	Lg	TD
S.Rolle	1	16	16.0	16	0
Total	1	16	16.0	16	0

Leading Tacklers (Press Box Totals)
K.Bulluck 9-5-4; P.Sirmon 6-4-2; R.Godfrey 5-3-2

Sacks: D.Mitchell 1.0
FF: None
FR: None



PLAYOFF GAME SUMMARIES



AFC Championship Game: Titans 24, Oakland 41 Sunday, Jan. 19, 2003 • 3:45 p.m. PST • Network Associates Coliseum



GAME RECAP

The Raiders scored 14 unanswered points in the fourth quarter, closing out the Titans 41-24 to advance to Super Bowl XXXVII against Tampa Bay. Steve McNair's second rushing touchdown of the game pulled Tennessee within 27-24 at the end of the third quarter, but Rich Gannon scored on a 2-yard run and Zack Crockett added a 7-yard scoring run, ending a drive that consumed 6:29 on the clock late in the contest. The game's momentum changed before halftime when Oakland turned back-to-back fumbles by Tennessee into 10 points to close out the first half, taking a 24-17 lead at intermission. The Titans had scored 10 unanswered points to take their first lead of the game, 17-14, on McNair's 9-yard rushing touchdown. But a fumble by Robert Holcombe turned into a 1-yard touchdown pass from Gannon to Doug Jolley two plays later. Then John Simon fumbled the ensuing kickoff which Sebastian Janikowski turned into a 43-yard field goal as time expired at intermission.

SCORING

	1	2	3	4	Final
Tennessee	7	10	7	0	24
Oakland	14	10	3	14	41

TEAM	SCORING PLAY	TIME
Raiders	J. Porter 3 pass from R. Gannon (S. Janikowski kick)	1-10:59
Titans	D. Bennett 33 pass from S. McNair (J. Nedney kick)	1-5:59
Raiders	C. Garner 12 pass from R. Gannon (S. Janikowski kick)	1-2:47
Titans	J. Nedney 29 field goal	2-12:39
Titans	S. McNair 9 run (J. Nedney kick)	2-2:47
Raiders	S. Jolley 1 pass from R. Gannon (S. Janikowski kick)	2-1:00
Raiders	S. Janikowski 43 field goal	2-0:00
Raiders	S. Janikowski 32 field goal	3-4:29
Titans	S. McNair 13 run (C. Hentrich kick)	3-0:31
Raiders	R. Gannon 2 run (S. Janikowski kick)	4-11:27
Raiders	Z. Crockett 7 run (S. Janikowski kick)	4-3:25

Missed FGs: None

Attendance: 62,544

Time of Game: 3:34

Weather: 52°, Wind NW 9 mph

Referee: Ed Hochuli



TEAM STATISTICS

	Titans	Raiders
TOTAL FIRST DOWNS	28	25
THIRD DOWN EFFICIENCY	6-12-50%	4-9-44%
FOURTH DOWN EFFICIENCY	0-2-0%	0-0-0%
TOTAL NET YARDS	312	375
Plays - Avg.	68-4.6	58-6.5
NET YARDS RUSHING	138	89
Rushes - Avg.	30-4.6	17-5.2
NET YARDS PASSING	174	286
Sacks - Yards Lost	2-20	0-0
PASS ATT-COMP-INT	36-21-0	41-29-0
PUNTS - Avg.	3-32.0	3-40.0
PUNT RETURNS - Yards	1-11	0-0
KICKOFF RETURNS - Yards	7-131	5-143
INTERCEPTIONS - Yards	0-0	0-0
PENALTIES Number and Yards	7-60	14-127
FUMBLES - Lost	2-2	3-1
TOUCHDOWNS	3	5
FIELD GOALS Made-Attempts	1-1	2-2
RED ZONE EFFICIENCY	2-4-50%	5-6-83%
GOAL TO GO EFFICIENCY	1-1-100%	3-3-100%
SAFETIES	0	0
GIVEAWAYS	2	1
TAKEAWAYS	1	2
TIME OF POSSESSION	33:35	26:25

TITANS STARTERS

OFFENSE		DEFENSE	
WR 85 D.Mason	LE 93 K.Carter	LT 78 J.Thornton	RT 91 A.Haynesworth
LT 72 B.Hopkins	RE 90 J.Kearse	LG 69 Z.Piller	RE 90 J.Kearse
LG 69 Z.Piller	RLB 53 K.Bulluck	C 64 G.DiNapoli	LCB 22 A.Dyson
C 64 G.DiNapoli	RCB 21 S.Rolle	RG 75 B.Olson	DB 29 R.Coady
RE 90 J.Kearse	DB 29 R.Coady	RT 71 F.Miller	SS 25 T.Williams
RB 27 E.George	FS 31 L.Schulters	TE 89 F.Wycheck	
WR 83 D.Bennett		WR 83 D.Bennett	
QB 9 S.McNair		WR 80 J.Rice	
RB 27 E.George		WR 84 J.Porter	
TE 88 E.Kinney		QB 12 R.Gannon	

RAIDERS STARTERS

OFFENSE		DEFENSE	
WR 81 T.Brown	DE 99 D.Grant	LT 65 B.Sims	DT 95 S.Adams
LT 65 B.Sims	DT 95 S.Adams	LG 73 F.Middleton	DT 97 J.Parella
LG 73 F.Middleton	DE 91 R.Upshaw	C 63 B.Robbins	OLB 53 B.Romanowski
C 63 B.Robbins	OLB 53 B.Romanowski	RG 79 M.Collins	MLB 58 N.Harris
RG 79 M.Collins	MLB 58 N.Harris	RT 72 L.Kennedy	OLB 50 E.Barton
RT 72 L.Kennedy	OLB 50 E.Barton	TE 88 D.Jolley	CB 24 C.Woodson
TE 88 D.Jolley	CB 24 C.Woodson	WR 80 J.Rice	CB 20 T.James
WR 84 J.Porter	CB 20 T.James	WR 84 J.Porter	SS 33 A.Dorsett
QB 12 R.Gannon	SS 33 A.Dorsett	QB 12 R.Gannon	FS 26 R.Woodson
RB 25 C.Garner	FS 26 R.Woodson	RB 25 C.Garner	

TITANS INDIVIDUAL STATISTICS

Rushing	Att	Yds	Avg	Lg	TD
E.George	15	67	4.5	17	0
S.McNair	5	53	10.6	16	2
R.Holcombw	9	24	2.7	7	0
C.Hentrich	1	-6	-6.0	-6	0
Total	30	138	4.6	17	2

Passing	Att	Cmp	Yds	TD	Lg	IN	Rt
S.McNair	36	21	194	1	33	0	82.4
Total	36	21	194	1	33	0	82.4

Receiving	No	Yds	Avg	Lg	TD
D.Mason	5	41	8.2	14	0
R.Holcombe	5	25	5.0	9	0
F.Wycheck	4	41	10.3	18	0
D.Bennett	3	58	19.3	33	1
E.Kinney	2	15	7.5	14	0
E.George	1	9	9.0	9	0
E.Berlin	1	5	5.0	5	0
Total	21	194	9.2	33	1

Interceptions	No	Yds	Avg	Lg	TD
None					

Leading Tacklers (Coaching Totals)
D.Mitchell 8-7-1; L.Schulters 6-6-0; T.Williams 6-6-0

Sacks: None
FF: K.Carter 1; T.Williams 1
FR: S.Rolle 1

RAIDERS INDIVIDUAL STATISTICS

Rushing	Att	Yds	Avg	Lg	TD
R.Gannon	8	41	5.1	14	1
C.Garner	7	36	5.1	18	0
Z.Crockett	1	7	7.0	7	1
T.Wheatley	1	5	5.0	5	0
Total	17	89	5.2	18	2

Passing	Att	Cmp	Yds	TD	Lg	IN	Rt
R.Gannon	41	29	286	3	31	0	114.5
Total	41	29	286	3	31	0	114.5

Receiving	No	Yds	Avg	Lg	TD
T.Brown	9	73	8.1	14	0
C.Garner	7	55	7.9	17	1
J.Rice	5	79	15.8	29	0
J.Porter	4	52	13.0	31	1
D.Jolley	3	13	4.3	7	1
J.Ritchie	1	14	14.0	14	0
Total	29	286	9.9	31	3

Interceptions	No	Yds	Avg	Lg	TD
None					

Leading Tacklers (Press Box Totals)
E.Barton 8-7-1; C.Woodson 8-5-3

Sacks: J.Parella 1.0; C.Cooper 0.5; N.Harris 0.5
FF: E.Barton 1
FR: A.Dorsett 1



PLAYOFF GAME SUMMARIES



Wild Card Round: Titans 20, Ravens 17 Saturday, Jan. 3, 2004 • 4:35 p.m. EST • M&T Bank Stadium



GAME RECAP

NFL career scoring leader Gary Anderson kicked a 46-yard field goal with 29 seconds left after a courageous effort by a limping Steve McNair, giving the Titans a 20-17 victory in the first-round AFC Wild Card playoff game. McNair, named the league's co-MVP just 24 hours before kickoff, engineered an eight-play, 35-yard drive to set up the winning kick, and Eddie George finished with 88 yards on 25 carries, despite playing with a dislocated shoulder in the second half. In the process, Tennessee snapped a five-game losing streak against the Ravens. The Titans held 2003 NFL rushing champion Jamal Lewis to a season-low 35 yards. The Titans got the better of Ravens linebacker Ray Lewis, the AP NFL Defensive Player of the Year. George ran repeatedly at him all game, dispelling any myth that Lewis owned the 1-on-1 battle. The Titans took a 14-10 lead in the third quarter when McNair threw a 49-yard touchdown pass to Justin McCareins. Tennessee took a 7-0 lead in the first quarter on Chris Brown's first career touchdown from six yards out. The Titans held Lewis to 12 yards rushing on seven carries in the first half and outgained Baltimore 108-15 in the first quarter.

SCORING

	1	2	3	4	Final
Tennessee	7	0	7	6	20
Baltimore	7	3	0	7	17

TEAM	SCORING PLAY	TIME
Titans	C. Brown 6 run (G. Anderson kick)	1-8:54
Ravens	W. Demps 56 interception return (M. Stover kick)	1-6:12
Ravens	M. Stover 43 field goal	2-1:55
Titans	J. McCareins 49 pass from S. McNair (G. Anderson kick)	3-7:59
Titans	G. Anderson 45 field goal	4-9:13
Ravens	T. Heap 35 pass from A. Wright (M. Stover kick)	4-4:30
Titans	G. Anderson 46 field goal	4-0:29

Missed FGs: None
Attendance: 69,452
Time of Game: 2:59
Weather: 63°, Wind SW 9 mph
Referee: Bill Carollo



TEAM STATISTICS

	Titans	Ravens
TOTAL FIRST DOWNS	16	12
THIRD DOWN EFFICIENCY	6-15-40%	3-12-25%
FOURTH DOWN EFFICIENCY	0-0-0%	0-0-0%
TOTAL NET YARDS	324	255
Plays - Avg.	63-5.1	55-4.6
NET YARDS RUSHING	165	54
Rushes - Avg.	40-4.1	16-3.4
NET YARDS PASSING	159	201
Sacks - Yards Lost	0-0	2-13
PASS ATT-COMP-INT	23-14-3	37-20-2
PUNTS - Avg.	6-44.7	8-48.8
PUNT RETURNS - Yards	6-70	2-2
KICKOFF RETURNS - Yards	4-61	4-79
INTERCEPTIONS - Yards	2-1	3-79
PENALTIES Number and Yards	6-55	8-70
FUMBLES - Lost	0-0	1-0
TOUCHDOWNS	2	2
FIELD GOALS Made-Attempts	2-2	1-1
RED ZONE EFFICIENCY	1-2-50%	0-0-0%
GOAL TO GO EFFICIENCY	1-1-100%	0-0-0%
SAFETIES	0	0
GIVEAWAYS	3	2
TAKEAWAYS	2	3
TIME OF POSSESSION	35:08	24:52

TITANS STARTERS

OFFENSE		DEFENSE	
WR 85	D.Mason	LT 98	R.Smith
TE 88	E.Kinney	LE 93	K.Carter
LT 72	B.Hopkins	RT 92	A.Haynesworth
LG 69	Z.Piller	RE 90	J.Kearse
C 77	J.Hartwig	LLB 59	P.Simon
RG 75	B.Olson	MLB 55	B.Kassell
RT 71	F.Miller	RLB 53	K.Bulluck
TE 89	F.Wycheck	LCB 22	A.Dyson
WR 83	D.Bennett	RCB 21	S.Rolle
QB 9	S.McNair	SS 25	Ta.Williams
RB 27	E.George	FS 31	L.Schulters

RAVENS STARTERS

OFFENSE		DEFENSE	
TE 82	T.Jones	LE 98	A.Weaver
LT 75	J.Ogden	NT 97	K.Gregg
LG 64	E.Mulitalo	RDE 94	M.Douglas
C 62	M.Flynn	LOLB 90	C.Brown
RG 66	B.Anderson	LILB 56	E.Hartwell
RT 78	O.Brown	RILB 52	R.Lewis
TE 86	T.Heap	ROLB 55	T.Suggs
WR 89	T.Taylor	LCB 21	C.McAlister
QB 2	A.Wright	RCB 28	G.Baxter
FB 31	J.Lewis	SS 20	E.Reed
RB 39	A.Ricard	FS 47	W.Demps

TITANS INDIVIDUAL STATISTICS

Rushing	Att	Yds	Avg	Lg	TD
E.George	25	88	3.5	13	0
C.Brown	11	61	5.5	16	1
S.McNair	4	16	4.0	9	0
Total	40	165	4.1	16	1

Passing	Att	Cmp	Yds	TD	Lg	IN	Rt
S.McNair	23	14	159	1	49	3	56.5
Total	23	14	159	1	49	3	56.5

Receiving	No	Yds	Avg	Lg	TD
D.Mason	3	28	9.3	13	0
J.McCareins	2	62	31.0	49	1
F.Wycheck	2	17	8.5	14	0
E.Kinney	2	12	6.0	6	0
E.George	2	9	4.5	6	0
D.Bennett	1	17	17.0	17	0
T.Calico	1	12	12.0	12	0
C.Brown	1	2	2.0	2	0
Total	14	159	11.4	49	1

Interceptions	No	Yds	Avg	Lg	TD
S.Rolle	1	1	1.0	1	0
A.Dyson	1	0	0.0	0	0
Total	2	1	1.0	1	0

Leading Tacklers (Coaching Totals)

K.Bullock 8-8-0; S.Rolle 5-4-1

Sacks: A. Haynesworth 1.0; K. Carter 1.0

FF: None
FR: None

RAVENS INDIVIDUAL STATISTICS

Rushing	Att	Yds	Avg	Lg	TD
J.Lewis	14	35	2.5	8	0
A.Wright	2	19	9.5	11	0
Total	16	54	3.4	11	0

Passing	Att	Cmp	Yds	TD	Lg	IN	Rt
A.Wright	37	20	214	1	35	2	57.7
Total	37	20	214	1	35	2	57.7

Receiving	No	Yds	Avg	Lg	TD
T.Taylor	7	82	11.7	30	0
T.Heap	6	80	13.3	35	1
C.Taylor	2	19	9.5	16	0
T.Jones	2	16	8.0	9	0
J.Lewis	2	4	2.0	6	0
M.Robinson	1	13	13.0	13	0
Total	20	214	10.7	35	1

Interceptions	No	Yds	Avg	Lg	TD
W.Demps	1	56	56.0	56	1
E.Reed	1	23	23.0	23	0
C.McAlister	1	0	0.0	0	0
Total	3	79	26.3	56	1

Leading Tacklers (Press Box Totals)

R.Lewis 17-11-6; M.Douglas 13-10-3; E.Hartwell 10-7-3

Sacks: None
FF: None
FR: None



PLAYOFF GAME SUMMARIES

Divisional Round: Titans 14, Patriots 17 Saturday, Jan. 10, 2004 • 8:15 p.m. EST • Gillette Stadium



GAME RECAP

NFL co-MVP Steve McNair almost single-handedly took Tennessee downfield in the final minutes. But the man playing with a cracked bone spur in his left ankle saw his final pass fall in and out of the hands of Drew Bennett with 1:45 remaining in a 17-14 playoff loss to the eventual Super Bowl champion New England Patriots. The Titans (13-5) were trying to return to the AFC Championship for the third time in five seasons, and McNair nearly got them there. He tied the game with an 11-yard touchdown pass to Derrick Mason in the third quarter on a drive in which he was a perfect five of five for 59 yards. But the Titans came up just short on the final drive that included a pair of controversial calls against Tennessee. The game-time temperature at kickoff was four degrees with a wind-chill of minus 10. Winds were blowing at 10 mph. It marked the coldest game in both Patriots and Titans history. Rookie running back Chris Brown scored his second career touchdown – and second of the post-season – when he crossed the end zone from five yards out to tie the game at 7 in the first quarter.

SCORING

	1	2	3	4	Final
Tennessee	7	0	7	0	14
New England	7	7	0	3	17

TEAM	SCORING PLAY	TIME
Patriots	B. Johnson 41 pass from T. Brady (A. Vinatieri kick)	1-10:59
Titans	C. Brown 5 run (G. Anderson kick)	1-7:31
Patriots	A. Smith 1 run (A. Vinatieri kick)	2-13:46
Titans	D. Mason 11 pass from S. McNair (G. Anderson kick)	3-4:14
Patriots	A. Vinatieri 46 yd. field goal	4-4:06

Missed FGs: G. Anderson (31B), A. Vinatieri (44WL)

Attendance: 68,436

Time of Game: 3:13

Weather: 4°, Clear, Wind WNW 10 mph

Referee: Bill Carollo



TEAM STATISTICS

	Titans	Patriots
TOTAL FIRST DOWNS	16	18
THIRD DOWN EFFICIENCY	7-13-54%	7-16-44%
FOURTH DOWN EFFICIENCY	0-1-0%	2-3-67%
TOTAL NET YARDS	284	297
Plays - Avg.	55-5.2	68-4.4
NET YARDS RUSHING	94	96
Rushes - Avg.	25-3.8	27-3.6
NET YARDS PASSING	190	201
Sacks - Yards Lost	4-20	0-0
PASS ATT-COMP-INT	26-18-1	41-21-0
PUNTS - Avg.	4-34.0	4-27.0
PUNT RETURNS - Yards	0-0	1-9
KICKOFF RETURNS - Yards	4-92	3-48
INTERCEPTIONS - Yards	0-0	1-7
PENALTIES Number and Yards	9-55	2-14
FUMBLES - Lost	0-0	1-1
TOUCHDOWNS	2	2
FIELD GOALS Made-Attempts	0-1	1-2
RED ZONE EFFICIENCY	2-4-50%	1-1-100%
GOAL TO GO EFFICIENCY	1-1-100%	1-1-100%
SAFETIES	0	0
GIVEAWAYS	1	1
TAKEAWAYS	1	1
TIME OF POSSESSION	31:58	28:02

TITANS STARTERS

OFFENSE		DEFENSE	
WR 85	D.Mason	LE 93	K.Carter
TE 88	E.Kinney	LT 98	R.Smith
LT 72	B.Hopkins	RT 92	A.Haynesworth
LG 69	Z.Piller	RE 90	J.Kearse
C 77	J.Hartwig	LLB 59	P.Sirmon
RG 75	B.Olson	DB 37	L.Thompson
RT 71	F.Miller	RLB 53	K.Bulluck
FB 35	R.Holcombe	LCB 22	A.Dyson
WR 86	J.McCareins	RCB 21	S.Rolle
QB 9	S.McNair	SS 25	Ta.Williams
RB 27	E.George	FS 31	L.Schulters

PATRIOTS STARTERS

OFFENSE		DEFENSE	
WR 83	D.Branch	LE 91	B.Hamilton
LT 72	M.Light	NT 92	T.Washington
LG 65	D.Woody	RE 93	R.Seymour
C 67	D.Koppen	OLB 55	W.McGinest
RG 63	J.Andruzzi	ILB 54	T.Bruschi
RT 68	T.Ashworth	ILB 95	R.Pifer
WR 17	D.Ward	OLB 50	M.Vrabel
WR 80	T.Brown	LCB 24	T.Law
QB 12	T.Brady	RCB 38	T.Poole
RB 32	A.Smith	S 26	E.Wilson
WR 87	D.Givens	S 37	R.Harrison

TITANS INDIVIDUAL STATISTICS

Rushing	Att	Yds	Avg	Lg	TD
E.George	16	48	3.0	9	0
C.Brown	7	35	5.0	13	1
S.McNair	2	11	5.5	12	0
Total	25	94	3.8	13	1

Passing	Att	Cmp	Yds	TD	Lg	IN	Rt
S.McNair	26	18	210	1	30	1	90.2
F.Wycheck	0	0	0	0	0	0	0.0
Total	26	18	210	1	30	1	90.2

Receiving	No	Yds	Avg	Lg	TD
D.Mason	7	90	12.9	29	1
D.Bennett	3	48	16.0	24	0
J.McCareins	2	21	10.5	11	0
F.Wycheck	2	9	4.5	6	0
E.George	2	7	3.5	4	0
T.Calico	1	30	30.0	30	0
E.Kinney	1	5	5.0	5	0
Total	18	210	11.7	30	1

Interceptions	No	Yds	Avg	Lg	TD
None					

Leading Tacklers (Coaching Totals)
P.Sirmon 12-9-3; K.Bulluck 10-8-2

Sacks: None
FF: K.Carter 1
FR: C.Hall 1

PATRIOTS INDIVIDUAL STATISTICS

Rushing	Att	Yds	Avg	Lg	TD
A.Smith	16	69	4.3	17	1
K.Faulk	5	22	4.4	8	0
T.Brady	5	5	1.0	5	0
L.Centers	1	0	0.0	0	0
Total	27	96	3.6	17	1

Passing	Att	Cmp	Yds	TD	Lg	IN	Rt
T.Brady	41	21	201	1	41	0	73.3
Total	41	21	201	1	41	0	73.3

Receiving	No	Yds	Avg	Lg	TD
D.Givens	4	26	6.5	8	0
C.Fauria	3	42	14.0	19	0
K.Faulk	3	31	10.3	19	0
D.Branch	3	10	3.3	6	0
B.Johnson	2	55	27.5	41	1
T.Brown	2	11	5.5	7	0
D.Ward	1	22	22.0	22	0
L.Centers	1	4	4.0	4	0
A.Smith	1	1	1.0	1	0
D.Graham	1	-1	-1.0	-1	0
Total	21	201	9.6	41	1

Interceptions	No	Yds	Avg	Lg	TD
R.Harrison	1	7	7.0	7	0
Total	1	7	7.0	7	0


Leading Tacklers (Press Box Totals)
T.Bruschi 9-5-4; M.Vrabel 8-7-1

Sacks: W.McGinest 3.0; M.Vrabel 1.0
FF: None
FR: None



PLAYOFF GAME SUMMARIES

Wild Card Round: Titans 6, Chargers 17 Sunday, Jan. 6, 2008 • 1:30 p.m. PST • Qualcomm Stadium



GAME RECAP

A pair of Rob Bironas field goals and a defense that held San Diego to 94 first-half yards enabled the Titans to take a 6-0 halftime lead in their first playoff game in four years. But San Diego scored 17 unanswered points in the second half, exploding for 256 yards, in a 17-6 victory at Qualcomm Stadium. Running back LaDainian Tomlinson was held to 42 yards, but got to celebrate the first playoff victory in three tries in his brilliant career. The Titans bottled up Tomlinson, the two-time NFL rushing champion, and dared quarterback Philip Rivers to beat them. The second-year starter did just that, throwing a 25-yard touchdown pass to Vincent Jackson late in the third quarter that gave San Diego its first lead at 10-6. Tomlinson finally found the end zone midway through the fourth quarter on a fourth-down leap over the pile from inside the 1-yard line that survived a video replay. Tennessee's defense dominated in the first half, holding San Diego to just 10 total yards and without a first down in the first quarter.

SCORING

	1	2	3	4	Final
Tennessee	3	3	0	0	6
San Diego	0	0	10	7	17

TEAM SCORING PLAY

TEAM	SCORING PLAY	TIME
Titans	R. Bironas 30 field goal	1- 9:37
Titans	R. Bironas 44 field goal	2- 0:00
Chargers	N. Kaeding 20 field goal	3- 9:41
Chargers	V. Jackson 25 pass from P. Rivers (N. Kaeding kick)	3- 2:35
Chargers	L. Tomlinson 1 run (N. Kaeding kick)	4- 8:45

Missed FGs: Kaeding, SD (45WR); Bironas, Tenn. (38WL)

Attendance: 65,640

Time of Game: 3:04

Weather: 57°, Showers, Wind WSW 8 mph

Referee: Ed Hochuli



TEAM STATISTICS

	Titans	Chargers
TOTAL FIRST DOWNS	15	17
THIRD DOWN EFFICIENCY	9-16-56%	8-15-53%
FOURTH DOWN EFFICIENCY	0-0-0%	1-1-100%
TOTAL NET YARDS	248	350
Plays - Avg.	62-4.0	63-5.6
NET YARDS RUSHING	119	68
Rushes - Avg.	30-4.0	32-2.1
NET YARDS PASSING	129	282
Sacks - Yards Lost	3-9	1-10
PASS ATT-COMP-INT	29-16-1	30-19-1
PUNTS - Avg.	5-39.6	4-40.8
PUNT RETURNS - Yards	2-15	2-12
KICKOFF RETURNS - Yards	4-71	2-40
INTERCEPTIONS - Yards	1-0	1-10
PENALTIES Number and Yards	6-38	5-53
FUMBLES - Lost	1-1	1-0
TOUCHDOWNS	0	2
FIELD GOALS Made-Attempts	2-3	1-2
RED ZONE EFFICIENCY	0-3-0%	1-2-50%
GOAL TO GO EFFICIENCY	0-0-0%	1-1-100%
SAFETIES	0	0
GIVEAWAYS	2	1
TAKEAWAYS	1	2
TIME OF POSSESSION	27:41	32:19

TITANS STARTERS

OFFENSE		DEFENSE	
WR 83	E.Moulds	LE 98	A.Odom
LT 71	M.Roos	LT 97	T.Brown
LG 60	J.Bell	RT 92	A.Haynesworth
C 54	E.Amano	RDE 93	K.Vanden Bosch
RG 70	D.Loper	LLB 50	D.Thornton
RT 76	D.Stewart	MLB 55	S.Tulloch
TE 88	B.Hartsock	RLB 53	K.Bulluck
WR 12	J.Gage	LCB 20	N.Harper
QB 10	V.Young	RCB 31	C.Finnegan
FB 45	A.Hall	SS 37	C.Lowry
RB 29	C.Brown	FS 33	M.Griffin

CHARGERS STARTERS

OFFENSE		DEFENSE	
WR 89	C.Chambers	DE 99	I.Olshansky
LT 73	M.McNeill	DT 76	J.Williams
LG 68	K.Dielman	DE 93	L.Castillo
C 61	N.Hardwick	OLB 95	S.Phillips
RG 79	M.Goff	ILB 54	S.Cooper
RT 66	J.Clary	ILB 57	M.Wilhelm
TE 85	A.Gates	OLB 56	S.Merriman
WR 83	V.Jackson	LCB 23	Q.Jammer
QB 17	P.Rivers	RCB 31	A.Cromartie
FB 34	A.Pinnock	SS 42	C.Hart
RB 21	L.Tomlinson	FS 20	M.McCree

TITANS INDIVIDUAL STATISTICS

Rushing	Att	Yds	Avg	Lg	TD
L.White	19	69	3.6	13	0
A.Hall	3	14	4.7	11	0
C.Brown	4	13	3.3	5	0
V.Young	2	12	6.0	9	0
Ch.Davis	1	11	11.0	11	0
C.Henry	1	0	0.0	0	0
Total	30	119	4.0	13	0

Passing	Att	Cmp	Yds	TD	Lg	IN	Rt
V.Young	29	16	138	0	26	1	53.5
Total	29	16	138	0	26	1	53.5

Receiving	No	Yds	Avg	Lg	TD
B.Troupe	3	44	14.7	26	0
E.Moulds	3	18	6.0	10	0
B.Hartsock	3	16	5.3	6	0
B.Ealy	2	17	8.5	9	0
Ch.Davis	2	11	5.5	7	0
J.Gage	1	19	19.0	19	0
A.Hall	1	16	16.0	16	0
L.White	1	-3	-3.0	-3	0
Total	16	138	8.6	26	0

Interceptions	No	Yds	Avg	Lg	TD
C.Finnegan	1	0	0.0	0	0
Total	1	0	0.0	0	0

Leading Tacklers (Coaching Totals)

K.Bulluck 10-8-2; C.Finnegan 8-6-2

Sacks: C.Finnegan 1.0

FF: C.Finnegan 1

FR: None

CHARGERS INDIVIDUAL STATISTICS

Rushing	Att	Yds	Avg	Lg	TD
L.Tomlinson	21	42	2.0	12	1
M.Turner	9	28	3.1	11	0
P.Rivers	2	-2	-1.0	-1	0
Total	32	68	2.1	12	1

Passing	Att	Cmp	Yds	TD	Lg	IN	Rt
P.Rivers	30	19	292	1	39	1	92.6
Total	30	19	292	1	39	1	92.6

Receiving	No	Yds	Avg	Lg	TD
C.Chambers	6	121	20.2	39	0
V.Jackson	5	114	22.8	34	1
L.Tomlinson	3	19	6.3	9	0
B.Manumaleuna	2	18	9.0	9	0
A.Gates	2	15	7.5	16	0
C.Davis	1	5	5.0	5	0
Total	19	292	15.4	39	1

Interceptions	No	Yds	Avg	Lg	TD
D.Florence	1	10	10.0	10	0
Total	1	10	10.0	10	0

Leading Tacklers (Press Box Totals)

S.Phillips 10-9-1; L.Castillo 8-4-4; S.Cooper 8-4-4

Sacks: L.Castillo 1.0; J.Cesaire 1.0;

S.Merriman 1.0;

FF: S.Merriman 1

FR: S.Phillips 1



PLAYOFF GAME SUMMARIES



Divisional Round: Titans 10, Ravens 13 Saturday, Jan. 10, 2009 • 3:30 p.m. CT • LP Field



GAME RECAP

Matt Stover connected on a 43-yard field goal with under a minute to play that proved to be the difference as the Ravens defeated the Titans 13-10 in a Divisional Round playoff game at LP Field. Despite being outgained 391-211 in totals yards and gaining nine first downs to Tennessee's 21, Baltimore forced three turnovers, all as the Titans were driving inside the Ravens' 30-yard line. Receiver Justin Gage caught a career-high 10 balls for 135 yards, second in his career only to his 147-yard effort in Jacksonville earlier in the season. The Titans were held without a sack for the first time since Week 8. It marked only the third time all season that the Titans did not force a turnover. Defensively, Tennessee held a Baltimore rushing attack averaging four yards-per-carry to 50 yards on 30 carries. Chris Johnson rushed for 72 yards in the first quarter before leaving the game with an injured ankle.

SCORING

	1	2	3	4	Final
Baltimore	7	0	0	6	13
Tennessee	7	0	0	3	10

TEAM	SCORING PLAY	TIME
Titans	C. Johnson 8 run (R. Bironas kick)	1-4:38
Ravens	D. Mason 48 pass from J. Flacco (M. Stover kick)	1-1:20
Ravens	M. Stover 21 field goal	4-14:10
Titans	R. Bironas 27 field goal	4-4:23
Ravens	M. Stover 43 field goal	4-0:53

Missed FGs: R. Bironas, Tenn. (51WL)

Attendance: 69,143

Time of Game: 3:07

Weather: 53°, Cloudy, Wind N/NW 11 mph

Referee: Terry McAulay



TEAM STATISTICS

	Ravens	Titans
TOTAL FIRST DOWNS	9	21
THIRD DOWN EFFICIENCY	3-13-23%	4-14-29%
FOURTH DOWN EFFICIENCY	0-0-0%	0-2-0%
TOTAL NET YARDS	211	391
Plays - Avg.	52-4.1	71-5.5
NET YARDS RUSHING	50	116
Rushes - Avg.	30-1.7	28-4.1
NET YARDS PASSING	161	275
Sacks - Yards Lost	0-0	1-6
PASS ATT-COMP-INT	22-11-0	42-26-1
PUNTS - Avg.	8-42.8	4-53.3
PUNT RETURNS - Yards	1-29	3-8
KICKOFF RETURNS - Yards	1-15	4-104
INTERCEPTIONS - Yards	1-3	0-0
PENALTIES Number and Yards	8-40	12-89
FUMBLES - Lost	0-0	5-2
TOUCHDOWNS	1	1
FIELD GOALS Made-Attempts	2-2	1-2
RED ZONE EFFICIENCY	0-1-0%	1-3-33%
GOAL TO GO EFFICIENCY	0-1-0%	1-1-100%
SAFETIES	0	0
GIVEAWAYS	0	3
TAKEAWAYS	3	0
TIME OF POSSESSION	25:53	34:07

RAVENS STARTERS

OFFENSE		DEFENSE	
WR 89	M.Clayton	RDT 90	T.Pryce
LT 71	J.Gaither	NT 92	H.Ngata
LG 66	B.Grubbs	LDT 94	J.Bannan
C 60	J.Brown	LOLB 95	J.Johnson
RG 65	C.Chester	LILB 52	R.Lewis
RT 79	W.Anderson	RILB 57	B.Scott
TE 86	T.Heap	ROLB 55	T.Suggs
WR 85	D.Mason	LCB 31	F.Washington
QB 5	J.Flacco	RCB 22	S.Rolle
FB 42	L.Neal	SS 36	J.Leonhard
RB 33	L.McClain	FS 20	E.Reed

TITANS STARTERS

OFFENSE		DEFENSE	
WR 19	J.McCareins	LE 90	J.Kearse
LT 71	M.Roos	LT 97	T.Brown
LG 54	E.Amano	RT 92	A.Haynesworth
C 64	L.Harris	RE 93	K.Vanden Bosch
RG 73	J.Scott	LLB 50	D.Thornton
RT 76	D.Stewart	MLB 55	S.Tulloch
TE 83	A.Crumpler	RLB 53	K.Bulluck
WR 12	J.Gage	LCB 20	N.Harper
QB 5	K.Collins	RCB 31	C.Finnegan
TE 80	B.Scaife	SS 24	C.Hope
RB 28	C.Johnson	FS 33	M.Griffin

RAVENS INDIVIDUAL STATISTICS

Rushing	Att	Yds	Avg	Lg	TD
W.McGahee	12	32	2.7	11	0
L.McClain	12	12	1.0	8	0
J.Flacco	5	5	1.0	3	0
L.Neal	1	1	1.0	1	0
Total	30	50	1.7	11	0

Passing	Att	Cmp	Yds	TD	Lg	IN	Rt
J.Flacco	22	11	161	1	48	0	89.4
Total	22	11	161	1	48	0	89.4

Receiving	No	Yds	Avg	Lg	TD
D.Mason	5	78	15.6	48	1
M.Clayton	2	45	22.5	37	0
T.Heap	1	23	23.0	23	0
L.Neal	1	7	7.0	7	0
D.Wilcox	1	4	4.0	4	0
W.McGahee	1	4	4.0	4	0
Total	11	161	14.6	48	1

Interceptions	No	Yds	Avg	Lg	TD
S.Rolle	1	3	3.0	3	0
Total	1	3	3.0	3	0

Leading Tacklers (Coaching Totals)

B.Scott 11-9-2; R.Lewis 11-8-3; F.Washington 7-5-2

Sacks: T.Suggs 1
FF: J.Johnson 1; J.Leonhard 1; R.Lewis 1
FR: J.Leonhard 1; F.Washington 1

TITANS INDIVIDUAL STATISTICS

Rushing	Att	Yds	Avg	Lg	TD
C.Johnson	11	72	6.5	32	1
L.White	15	45	3.0	12	0
K.Collins	1	0	0.0	0	0
Q.Ganther	1	-1	-1.0	-1	0
Total	28	116	4.1	32	1

Passing	Att	Cmp	Yds	TD	Lg	IN	Rt
K.Collins	42	26	281	0	28	1	71.6
Total	42	26	281	0	28	1	71.6

Receiving	No	Yds	Avg	Lg	TD
J.Gage	10	135	13.5	24	0
L.White	4	35	8.8	19	0
B.Scaife	4	23	5.8	14	0
J.McCareins	2	24	12.0	17	0
B.Jones	2	16	8.0	11	0
A.Crumpler	2	9	4.5	7	0
C.Johnson	1	28	28.0	28	0
A.Hall	1	11	11.0	11	0
Total	26	281	10.8	28	0

Interceptions	No	Yds	Avg	Lg	TD
None					

Leading Tacklers (Press Box Totals)

K.Bulluck 8-5-3; C.Hope 7-6-1; T.Brown 6-5-1

Sacks: None
FF: None **FR:** None



PLAYOFF GAME SUMMARIES

Wild Card Round: Titans 22, Chiefs 21 Saturday, Jan. 6, 2018 • 3:35 p.m. CT • Arrowhead Stadium



GAME RECAP

In Week 1 of the 2017 playoffs, the Titans traveled to Kansas City to face the Chiefs on Wild Card weekend. Tennessee scored 19 unanswered points in the second half and did not allow the Chiefs to score in the third or fourth quarter, as the Titans won by a score of 22-21 and advanced to the Divisional Round.

Both the Chiefs and Titans punted on their opening possessions. On Kansas City's second possession, Chiefs QB **Alex Smith** drove his offense down the field with help by a 45-yard reception from Chiefs WR **Tyreek Hill** and a 27-yard reception from Chiefs TE **Travis Kelce**. On second-and-one from the Tennessee one-yard line, Chiefs RB **Kareem Hunt** ran up the middle for a one-yard touchdown and a 7-0 Chiefs lead. On the following Kansas City possession, the Chiefs doubled their lead as Smith hit Kelce for a 13-yard touchdown to put Kansas City up, 14-0.

With the Titans offense driving in the second quarter, QB **Marcus Mariota** had the ball on the Kansas City 21-yard line. On second-and-10, he threw an interception to Chiefs CB **Marcus Peters** who returned the pick for 28 yards. However, the Tennessee defense came up big as Kansas City couldn't capitalize and was forced to punt. As the Titans regained possession, Mariota connected with TE **Delanie Walker** for a 22-yard reception and WR **Corey Davis** for an 11-yard catch. The Titans entered field goal range and got on the board with a 49-yard kick, 14-3 Chiefs. Kansas City took the field and strung together a 79-yard scoring drive that culminated in a 14-yard touchdown pass from Smith to Chiefs WR **Demarcus Robinson** with three seconds left to play in the second quarter. Kansas City took a 21-3 lead into halftime.

On the Titans' first drive of the second half, Mariota led the offense into the red zone after he rushed for two first downs and RB **Derrick Henry** contributed both a 29-yard receiving and 12-yard rushing first down. On third-and-six from the Kansas City six-yard line, Mariota's pass was deflected by Chiefs CB **Darrelle Revis**, but it bounced back into Mariota's hands and he ran it in for a touchdown. Mariota became the first quarterback to catch a touchdown pass in a playoff game since the 1970 AFC-NFC merger, and he also became the first quarterback in league history to complete a touchdown pass to himself in the playoffs. Tennessee narrowed the Chiefs lead, 21-10.

The Titans had the ball at the Kansas City 35-yard line to start the fourth quarter, and on the second play Henry ran up the middle for a 35-yard touchdown. Tennessee attempted a two-point conversion but failed as they edged closer, 21-16 Kansas City. After forcing the Chiefs to punt, Tennessee regained possession and tacked on another score as Mariota hit WR **Eric Decker** for a 22-yard touchdown. The two-point conversion failed as Tennessee took the lead, 22-21.

Kansas City couldn't string together a comeback as the Titans came back from the second-largest deficit by a road team in NFL playoff history to win their first postseason contest in 14 years.

SCORING

	1	2	3	4	Final
Tennessee	0	3	7	12	22
Kansas City	14	7	0	0	21

TEAM	SCORING PLAY	TIME
Chiefs	K.Hunt 1 yd. run (H.Butker kick)	1-7:37
Chiefs	T.Kelce 13 yd. pass from A.Smith (H.Butker kick)	1-2:15
Titans	R.Succop 49 yd. Field Goal	2-1:55
Chiefs	D.Robinson 14 yd. pass from A.Smith (H.Butker kick)	2-0:03
Titans	M.Mariota 6 yd. pass from M.Mariota (R.Succop kick)	3-6:31
Titans	D.Henry 35 yd. run (pass failed)	4-14:08
Titans	E.Decker 22 yd. pass from M.Mariota (pass failed)	4-6:06

Missed FGs: H. Butker 48LU

Attendance: 73,319

Time of Game: 3:14

Weather: 33° F, wind SE 10 mph

Referee: Jeff Triplette



TEAM STATISTICS

	Titans	Chiefs
TOTAL FIRST DOWNS	23	19
THIRD DOWN EFFICIENCY	8-13-62%	4-11-36%
FOURTH DOWN EFFICIENCY	0-0-0%	0-1-0%
TOTAL NET YARDS	397	325
Plays - Avg.	64-6.2	53-6.1
NET YARDS RUSHING	202	69
Rushes - Avg.	31-6.5	16-4.3
NET YARDS PASSING	195	256
Sacks - Yards Lost	2-10	4-8
PASS ATT-COMP-INT	31-19-1	33-24-0
PUNTS - Avg.	3-43.7	5-50.0
PUNT RETURNS - Yards	3-18	2-8
KICKOFF RETURNS - Yards	3-55	4-83
INTERCEPTIONS - Yards	0-0	1-28
PENALTIES Number and Yards	8-50	8-68
FUMBLES - Lost	2-1	0-0
TOUCHDOWNS	3	3
FIELD GOALS Made-Attempts	1-1	0-1
RED ZONE EFFICIENCY	1-2-50%	3-3-100%
GOAL TO GO EFFICIENCY	1-1-100%	1-1-100%
SAFETIES	0	0
GIVEAWAYS	2	0
TAKEAWAYS	0	2
TIME OF POSSESSION	32:28	27:32

TITANS STARTERS

OFFENSE		DEFENSE	
WR 18	R.Matthews	DE 94	A.Johnson
TE 82	D.Walker	DT 99	J.Casey
LT 77	T.Lewan	OLB 91	D.Morgan
LG 67	Q.Spain	ILB 59	W.Woodyard
C 60	B.Jones	ILB 54	A.Williamson
RG 64	J.Kline	OLB 98	B.Orakpo
RT 78	J.Conklin	CB 25	A.Jackson
TE 81	J.Smith	SS 37	J.Cyprien
WR 84	C.Davis	FS 31	K.Byard
QB 8	M.Mariota	CB 26	L.Ryan
RB 22	D.Henry	CB 33	T.Smith

CHIEFS STARTERS

OFFENSE		DEFENSE	
WR 10	T.Hill	LDE 95	C.Jones
LT 72	E.Fisher	NT 96	B.Logan
LG 70	B.Witzmann	RDE 97	A.Bailey
C 73	Z.Fulton	LOLB 50	J.Houston
RG 76	L.Duvernay-Tardif	LILB 56	D.Johnson
RT 71	M.Schwartz	RILB 59	R.Ragland
TE 87	T.Kelce	ROLB 51	F.Zombo
WR 14	D.Robinson	LCB 22	M.Peters
WR 12	A.Wilson	RCB 20	S.Nelson
QB 11	A.Smith	S 38	R.Parker
RB 27	K.Hunt	S 49	D.Sorensen

TITANS INDIVIDUAL STATISTICS

Rushing	Att	Yds	Avg	Lg	TD
D.Henry	23	156	6.8	35	1
M.Mariota	8	46	5.8	17	0
Total	31	202	6.5	35	1

Passing	Att	Cmp	Yds	TD	Lg	IN	Rt
M. Mariota	31	19	205	2	29	1	88.8
Total	31	19	205	2	29	1	88.8

Receiving	No	Yds	Avg	Lg	TD
D.Walker	6	74	12.3	22	0
C.Davis	4	35	8.8	13	0
D.Henry	2	35	17.5	29	0
E.Decker	2	21	10.5	22	1
J.Smith	2	15	7.5	10	0
R.Matthews	1	15	15.0	15	0
M.Mariota	1	6	6.0	6	1
T.Taylor	1	4	4.0	4	0
Total	19	205	10.8	29	2

Interceptions	No	Yds	Avg	Lg	TD
None					

Leading Tacklers (Coaching Totals)
J. Casey 8-4-4; W. Woodyard 8-4-4; D. Morgan 7-5-2

Sacks: B. Orakpo 1.5; D. Morgan 1; S. Williams 1; W. Woodyard 0.5 **FF:** None **FR:** None

CHIEFS INDIVIDUAL STATISTICS

Rushing	Att	Yds	Avg	Lg	TD
K.Hunt	11	42	3.8	16	1
T.Hill	1	14	14.0	14	0
A.Smith	4	13	3.3	11	0
Total	16	69	4.3	16	1

Passing	Att	Cmp	Yds	TD	Lg	IN	Rt
A. Smith	33	24	264	2	45	0	116.2
Total	33	24	264	2	45	0	116.2

Receiving	No	Yds	Avg	Lg	TD
T.Hill	7	87	12.4	45	0
T.Kelce	4	66	16.5	27	1
D.Robinson	4	57	14.3	15	1
K.Hunt	3	5	1.7	7	0
A.Wilson	2	26	13.0	18	0
D.Harris	2	22	11.0	13	0
C.West	2	1	0.5	3	0
Total	24	264	11.0	45	2

Interceptions	No	Yds	Avg	Lg	TD
M. Peters	1	28	28.0	28	0
Total	1	28	28.0	28	0


Leading Tacklers (Press Box Totals)
R. Ragland 9-5-4; D. Johnson 8-6-2; F. Zombo 7-3-4

Sacks: J. Houston 1; D. Johnson 1 **FF:** K. Pierre-Louis 1 **FR:** None



PLAYOFF GAME SUMMARIES

Divisional Round: Titans 14, Patriots 35 Saturday, Jan. 13, 2018 • 8:15 p.m. ET • Gillette Stadium



GAME RECAP

In the AFC Divisional Playoff round of the 2017 season, the Titans traveled to New England to face the Patriots and were eliminated from postseason contention with a 35-14 loss.

The Titans defense forced New England to punt on both of the Patriots' first quarter possessions. On Tennessee's second possession of the game, the Titans drove efficiently down the field and constructed a 95-yard scoring drive. QB **Marcus Mariota** scrambled for two first downs, and connected with both TE **Delanie Walker** for a 36-yard pass and WR **Rishard Matthews** for an eight-yard third-down conversion pass. The drive resulted in Mariota hitting WR **Corey Davis** for a 15-yard touchdown as the Titans took an early 7-0 Titans lead.

In the second quarter, New England responded with three consecutive touchdown drives. Patriots RB **James White** scored on back-to-back possessions, first on a five-yard touchdown pass from Patriots QB **Tom Brady**, and on the ensuing drive, White rushed into the endzone for a six-yard touchdown. The Patriots got ahead, 14-7. On New England's third possession of the second quarter, Brady led the Patriots on a 91-yard scoring drive that resulted in a four-yard touchdown pass to Patriots WR **Chris Hogan**. New England took a 21-7 lead heading into halftime.

In the third quarter, Patriots RB **Brandon Bolden** rushed in a two-yard touchdown as New England increased its lead, 28-7.

On the Patriots opening drive of the fourth quarter, Brady engineered a 90-yard drive that resulted in a four-yard touchdown pass to Patriots TE **Rob Gronkowski**. New England widened its lead, 35-7. Later in the fourth quarter, Tennessee put up its second score on a 16-play drive. Mariota connected with WR **Eric Decker** for two first downs and Matthews for one first down, before linking with Davis again for an 11-yard touchdown pass. The Titans doubled their points with Davis' second score of the game, 35-14 New England.

The Titans ultimately couldn't construct a comeback and were knocked out of post-season contention with a final score of 35-14.

SCORING

	1	2	3	4	Final
Tennessee	7	0	0	7	14
New England	0	21	7	7	35

TEAM	SCORING PLAY	TIME
Titans	C.Davis 15 yd. pass from M.Mariota (R.Succop kick)	1-1:14
Patriots	J.White 5 yd. pass from T.Brady (S.Gostkowski kick)	2-13:18
Patriots	J.White 6 yd. run (S.Gostkowski kick)	2-9:20
Patriots	C.Hogan 4 yd. pass from T.Brady (S.Gostkowski kick)	2-1:52
Patriots	B.Bolden 2 yd. run (S.Gostkowski kick)	3-4:02
Patriots	R.Gronkowski 4 yd. pass from T.Brady (S.Gostkowski kick)	4-10:22
Titans	C.Davis 11 yd. pass from M.Mariota (R.Succop kick)	4-1:55

Missed FGs: S. Gostkowski 53W/L

Attendance: 65,878

Time of Game: 3:25

Weather: 24° F, wind NW 12 mph

Referee: Ronald Torbert



TEAM STATISTICS

	Titans	Patriots
TOTAL FIRST DOWNS	15	31
THIRD DOWN EFFICIENCY	5-15-33%	11-17-65%
FOURTH DOWN EFFICIENCY	2-3-67%	0-0-0%
TOTAL NET YARDS	267	438
Plays - Avg.	61-4.4	80-5.5
NET YARDS RUSHING	65	101
Rushes - Avg.	16-4.1	27-3.7
NET YARDS PASSING	202	337
Sacks - Yards Lost	8-52	0-0
PASS ATT-COMP-INT	37-22-0	53-35-0
PUNTS - Avg.	7-45.1	4-42.3
PUNT RETURNS - Yards	1-0	3-27
KICKOFF RETURNS - Yards	4-83	1-27
INTERCEPTIONS - Yards	0-0	0-0
PENALTIES Number and Yards	10-62	4-37
FUMBLES - Lost	0-0	0-0
TOUCHDOWNS	2	5
FIELD GOALS Made-Attempts	0-0	0-1
RED ZONE EFFICIENCY	2-2-100%	5-5-100%
GOAL TO GO EFFICIENCY	0-0-0%	5-5-100%
SAFETIES	0	0
GIVEAWAYS	0	0
TAKEAWAYS	0	0
TIME OF POSSESSION	27:04	32:56

TITANS STARTERS

OFFENSE		DEFENSE	
WR 18	R.Matthews	DT 96	S.Williams
TE 82	D.Walker	DT 99	J.Casey
LT 77	T.Lewan	OLB 91	D.Morgan
LG 67	Q.Spain	ILB 59	W.Woodyard
C 60	B.Jones	ILB 54	A.Williamson
RG 64	J.Kline	OLB 98	B.Orakpo
RT 78	J.Conklin	CB 25	A.Jackson
WR 84	C.Davis	SS 33	T.Smith
WR 87	E.Decker	CB 26	L.Ryan
QB 8	M.Mariota	FS 31	K.Byard
RB 22	D.Henry	S 37	J.Cyprien

PATRIOTS STARTERS

OFFENSE		DEFENSE	
WR 14	B.Cooks	LE 55	E.Lee
LT 77	N.Solder	DT 93	L.Guy
LG 62	J.Thuney	DT 90	M.Brown
C 60	D.Andrews	RE 98	T.Flowers
RG 69	S.Mason	LB 53	K.Van Noy
RT 68	L.Waddle	LB 52	E.Roberts
TE 87	R.Gronkowski	RCB 24	S.Gilmore
WR 15	C.Hogan	LCB 21	M.Butler
QB 12	T.Brady	DB 25	E.Rowe
RB 33	D.Lewis	S 32	D.McCourtney
WR 80	D.Amendola	S 23	P.Chung

TITANS INDIVIDUAL STATISTICS

Rushing	Att	Yds	Avg	Lg	TD
M.Mariota	4	37	9.3	11	0
D.Henry	12	28	2.3	4	0
Total	16	65	4.1	11	0

Passing	Att	Cmp	Yds	TD	Lg	IN	Rt
M. Mariota	37	22	254	2	36	0	98.3
Total	37	22	254	2	36	0	98.3

Receiving	No	Yds	Avg	Lg	TD
E.Decker	6	85	14.2	22	0
C.Davis	5	63	12.6	17	2
D.Walker	3	49	16.3	36	0
R.Matthews	3	27	9.0	12	0
D.Henry	3	21	7.0	14	0
T.Taylor	1	5	5.0	5	0
J.Smith	1	4	4.0	4	0
Total	22	254	11.5	36	2

Interceptions	No	Yds	Avg	Lg	TD
None					

Leading Tacklers (Coaching Totals)

L. Ryan 11-9-2; K. Byard 10-9-1; J. Casey 6-5-1

Sacks: None FF: None FR: None

PATRIOTS INDIVIDUAL STATISTICS

Rushing	Att	Yds	Avg	Lg	TD
D.Lewis	15	62	4.1	10	0
B.Bolden	4	27	6.8	20	1
J.White	4	11	2.8	6	1
T.Brady	1	2	2.0	2	0
B.Hoyer	3	-1	-0.3	0	0
Total	27	101	3.7	20	2

Passing	Att	Cmp	Yds	TD	Lg	IN	Rt
T. Brady	53	35	337	3	31	0	0102.5
Total	53	35	337	3	31	0	0102.5

Receiving	No	Yds	Avg	Lg	TD
D.Amendola	11	112	10.2	25	0
D.Lewis	9	79	8.8	31	0
R.Gronkowski	6	81	13.5	27	1
J.White	4	29	7.3	14	1
B.Cooks	3	32	10.7	13	0
C.Hogan	1	4	4.0	4	1
J.Hollister	1	0	0.0	0	0
Total	35	337	9.6	31	3

Interceptions

None

Leading Tacklers (Press Box Totals)

E. Rowe 5-4-1; M. Flowers 4-4-0; M. Butler 4-4-0

Sacks: G. Grissom 2; D. Wise 2; A. Butler 1; R. Jean Francois 1; M. Flowers 1; T. Flowers 1 FF: None FR: None



PLAYOFF GAME SUMMARIES



Wild Card Round: Titans 20, Patriots 13 Saturday, Jan. 4, 2020 • 8:25 p.m. ET • Gillette Stadium



GAME RECAP

During the 2019 playoffs on Wild Card Weekend, the Titans traveled to New England and defeated the defending Super Bowl champion Patriots by a score of 20-13. RB **Derrick Henry** set the franchise's single-game postseason record with 182 rushing yards and one touchdown on 34 carries, while the defense shut out the Patriots in the second half.

New England got on the board on their opening possession as Patriots QB **Tom Brady** led his team on an eight-play, 57-yard scoring drive that included a 21-yard pass to Patriots TE **Ben Watson** and a 29-yard catch by Patriots RB **James White**. The drive culminated in a 36-yard field goal and an early 3-0 lead. The Titans responded on their own opening possession with a scoring drive to take the lead. QB **Ryan Tannehill** engineered a 12-play, 75-yard drive that featured a combined 49 rushing yards by Henry before Tannehill connected with TE **Anthony Firkser** for a 12-yard touchdown and a 7-3 lead.

On the ensuing New England possession, the Patriots came back with a 10-play scoring drive. Patriots RB **Sony Michel** contributed a 25-yard rush and White added a 14-yard gain to help move the chains, before Patriots WR **Julian Edelman** collected a five-yard touchdown on a jet sweep. New England went ahead, 10-7.

Later in the second quarter with New England in the red zone, the Titans defense orchestrated an impressive goal line stop to force the Patriots to settle for a field goal. On New England's first down at the Tennessee one-yard line, Michel was stopped for a loss of one by LB **Rashaan Evans**. Next, Patriots RB **Rex Burkhead** was halted after a gain of one on second down, and on third down, Michel was pushed back for a loss of two yards again by Evans. New England was forced to kick a 21-yard field goal to extend the lead, 13-7. On the following Tennessee possession, the Titans retook the lead on a seven-play scoring drive. Henry accounted for all 75 yards on the drive that culminated in Henry's one-yard rushing score and a 14-13 Titans lead heading into halftime.

In the fourth quarter, with the Titans still leading by one point, New England took possession of the ball at their own one-yard line. With 15 seconds remaining, Brady dropped back to pass but the ball was intercepted by CB **Logan Ryan** and returned for a nine-yard touchdown to seal a Titans victory. Tennessee advanced to the divisional round with a 20-13 win at New England.

SCORING

	1	2	3	4	Final
Tennessee	7	7	0	6	20
New England	3	10	0	0	13

TEAM	SCORING PLAY	TIME
Patriots	N.Folk 36 yd. Field Goal	1-12:37
Titans	A.Firkser 12 yd. pass from R.Tannehill (G.Joseph kick)	1-5:39
Patriots	J.Edelman 5 yd. run (N.Folk kick)	2-14:57
Patriots	N.Folk 21 yd. Field Goal	2-2:16
Titans	D.Henry 1 yd. run (G.Joseph kick)	2-0:35
Titans	L.Ryan 9 yd. interception return (run failed)	4-0:09

Missed FGs: None

Attendance: 65,878

Time of Game: 2:57

Weather: Foggy, 44° F, wind N 4 mph

Referee: John Hussey



TEAM STATISTICS

	Titans	Patriots
TOTAL FIRST DOWNS	19	18
THIRD DOWN EFFICIENCY	6-12-50%	5-13-38%
FOURTH DOWN EFFICIENCY	0-0-0%	0-1-0%
TOTAL NET YARDS	272	307
Plays - Avg.	57-4.8	59-5.2
NET YARDS RUSHING	201	98
Rushes - Avg.	40-5.0	22-4.5
NET YARDS PASSING	71	209
Sacks - Yards Lost	1-5	0-0
PASS ATT-COMP-INT	16-9-1	37-20-1
PUNTS - Avg.	6-45.8	5-46.0
Net Punting Average	42.0	38.0
PUNT RETURNS - Yards	0-0	1-23
KICKOFF RETURNS - Yards	2-40	1-10
INTERCEPTIONS - Yards	1-9	1-0
PENALTIES Number and Yards	5-25	3-28
FUMBLES - Lost	2-0	2-1
TOUCHDOWNS	3	1
EXTRA POINTS Made-Attempts	2-3	1-1
RED ZONE EFFICIENCY	2-2-100%	1-3-33%
GOAL TO GO EFFICIENCY	1-1-100%	1-2-50%
SAFETIES	0	0
GIVEAWAYS	1	2
TAKEAWAYS	2	1
TIME OF POSSESSION	31:09	28:51

TITANS STARTERS

OFFENSE		DEFENSE	
WR 84	C.Davis	CB 35	T.Brock
TE 81	J.Smith	NT 90	D.Jones
LT 77	T.Lewan	DT 99	J.Casey
LG 76	R.Saffold	OLB 44	K.Correa
C 60	B.Jones	ILB 54	R.Evans
RG 64	N.Davis	ILB 55	J.Brown
RT 78	J.Conklin	OLB 58	H.Landry
WR 11	A.Brown	CB 26	L.Ryan
FB 41	K.Blasingame	SS 24	K.Vaccaro
QB 17	R.Tannehill	FS 31	K.Byard
RB 22	D.Henry	CB 25	A.Jackson

PATRIOTS STARTERS

OFFENSE		DEFENSE	
WR 13	P.Dorsett II	DT 93	L.Guy
LT 76	I.Wynn	DT 71	D.Shelton
LG 62	J.Thuney	RE 55	J.Simon
C 75	T.Karras	DL 91	D.Wise Jr.
RG 69	S.Mason	LB 54	D.Hightower
RT 61	M.Cannon	LB 53	K.Van Noy
WR 14	M.Sanu Sr.	LB 52	E.Roberts
WR 11	J.Edelman	RCB 24	S.Gilmore
QB 12	T.Brady	LCB 27	J.Jackson
RB 28	J.White	S 23	P.Chung
WR 15	N.Harry	S 32	D.McCourtney

TITANS INDIVIDUAL STATISTICS

Rushing	Att	Yds	Avg	Lg	TD
D.Henry	34	182	5.4	29	1
R.Tannehill	4	11	2.8	5	0
D.Lewis	2	8	4.0	6	0
Total	40	201	5.0	29	1

Passing	Att	Cmp	Yds	TD	Lg	IN	Rt
R.Tannehill	15	8	72	1	22	1	61.0
M.Mariota	1	1	4	0	4	0	83.3
Total	16	9	76	1	22	1	63.5

Receiving	No	Yds	Avg	Lg	TD
A.Firkser	2	23	11.5	12	1
M.Pruitt	2	4	2.0	4	0
D.Henry	1	22	22.0	22	0
J.Smith	1	9	9.0	9	0
D.Lewis	1	8	8.0	8	0
T.Sharpe	1	6	6.0	6	0
A.Brown	1	4	4.0	4	0
Total	9	76	8.4	22	1

Interceptions	No	Yds	Avg	Lg	TD
L. Ryan	1	9	9.0	9	1
Total	1	9	9.0	9	1

Leading Tacklers (Coaching Totals)
R. Evans 12-8-4; L. Ryan 8-4-4; K. Vaccaro 7-3-4

Sacks: None
FF: None **FR:** None

PATRIOTS INDIVIDUAL STATISTICS

Rushing	Att	Yds	Avg	Lg	TD
S.Michel	14	61	4.4	25	0
J.White	1	14	14.0	14	0
J.Edelman	2	12	6.0	7	1
N.Harry	1	7	7.0	7	0
R.Burkhead	3	4	1.3	4	0
E.Roberts	1	0	0.0	0	0
Total	22	98	4.5	25	1

Passing	Att	Cmp	Yds	TD	Lg	IN	Rt
T.Brady	37	20	209	0	29	1	59.4
Total	37	20	209	0	29	1	59.4

Receiving	No	Yds	Avg	Lg	TD
J.White	5	62	12.4	29	0
B.Watson	3	38	12.7	21	0
R.Burkhead	3	32	10.7	12	0
J.Edelman	3	30	10.0	20	0
N.Harry	2	21	10.5	14	0
S.Michel	2	9	4.5	7	0
M.Sanu Sr.	1	11	11.0	11	0
P.Dorsett II	1	6	6.0	6	0
Total	20	209	10.5	29	0

Interceptions	No	Yds	Avg	Lg	TD
D. Harmon	1	0	0.0	0	0
Total	1	0	0.0	0	0

Leading Tacklers (Press Box Totals)
D. Hightower 9-8-1; D. Shelton 7-5-2.

Sacks: K. Van Noy 1
FF: K. Van Noy 1 **FR:** None



PLAYOFF GAME SUMMARIES

Divisional Round: Titans 28, Ravens 12 Saturday, Jan. 11, 2020 • 8:15 p.m. ET • M&T Bank Stadium



GAME RECAP

In the Divisional Round of the 2019 playoffs, the Titans traveled to Baltimore to face the top-seeded Ravens and won by a score of 28-12. The Titans' 217 rushing yards set a new franchise postseason mark, and the Tennessee defense notched four fourth-down stops and three takeaways.

Tennessee got on the board in the first quarter and never surrendered the lead. On the Ravens' opening possession, Baltimore posted its first turnover of the day as Ravens QB **Lamar Jackson** threw an interception to S **Kevin Byard** who returned the ball 31 yards. The Titans took over at the Baltimore 35-yard line. The offense capitalized with an eight-play scoring drive that was capped by a 12-yard touchdown pass from QB **Ryan Tannehill** to TE **Jonnu Smith**, and a 7-0 lead.

On the following possession, the Titans defense halted Jackson for no gain on fourth-and-one at Baltimore's 45-yard line. Tennessee's offense took the field, and Tannehill quickly tossed a 45-yard touchdown to WR **Kalif Raymond**. Tennessee took a 14-0 lead on an eight-second scoring drive.

In the second quarter, Baltimore got on the board as the Ravens added a pair of field goals. Ravens K **Justin Tucker** converted 49 and 22-yard attempts to make it a 14-6 game heading into halftime.

Baltimore opened the second half with possession of the ball. Facing a fourth-and-one in the red zone, Jackson was again stopped for no gain as the Titans defense stood their ground. Tennessee gained possession of the ball and put together an 81-yard scoring drive with help from a 66-yard rush by RB **Derrick Henry**. At the Baltimore three-yard line, Henry took a direct snap and threw a jump pass-style three-yard touchdown to WR **Corey Davis** for a 21-6 lead. On the first play of the following Ravens possession, Jackson was strip sacked by DT **Jurrell Casey** and the ball was recovered by DL **Jeffery Simmons** at the Baltimore 20-yard line. Henry accounted for 10 yards on the ground, and WR **A.J. Brown** caught a nine-yard pass, before Tannehill scrambled into the end zone on a one-yard touchdown rush. Tennessee increased the lead, 28-6.

In the fourth quarter, Baltimore tacked on a touchdown with a 10-play, 88-yard scoring drive. Jackson contributed a 27-yard rush to move the chains before connecting with Ravens

TE **Hayden Hurst** for a 15-yard touchdown. Baltimore's two-point conversion attempt failed, keeping the score at 28-12. The Titans preserved the lead and earned their first AFC Championship appearance since the 2002 playoffs.

SCORING

	1	2	3	4	Final
Tennessee	7	7	14	0	28
Baltimore	0	6	0	6	12

TEAM	SCORING PLAY	TIME
Titans	J.Smith 12 yd. pass from R.Tannehill (G.Joseph kick)	1-3:36
Titans	K.Raymond 45 yd. pass from R.Tannehill (G.Joseph kick)	2-14:45
Ravens	J.Tucker 49 yd. Field Goal	2-5:52
Ravens	J.Tucker 22 yd. Field Goal	2-0:00
Titans	C.Davis 3 yd. pass from D.Henry (G.Joseph kick)	3-6:54
Titans	R.Tannehill 1 yd. run (G.Joseph kick)	3-4:16
Ravens	H.Hurst 15 yd. pass from L.Jackson (pass failed)	4-11:04

Missed FGs: None

Attendance: 71,254

Time of Game: 3:13

Weather: Cloudy, 69° F, wind S 12 mph

Referee: Bill Vinovich



TEAM STATISTICS

	Titans	Ravens
TOTAL FIRST DOWNS	15	29
THIRD DOWN EFFICIENCY	7-13-54%	11-18-61%
FOURTH DOWN EFFICIENCY	0-0-0%	0-4-0%
TOTAL NET YARDS	300	530
Plays - Avg.	53-5.7	92-5.8
NET YARDS RUSHING	217	185
Rushes - Avg.	37-5.9	29-6.4
NET YARDS PASSING	83	345
Sacks - Yards Lost	1-8	4-20
PASS ATT-COMP-INT	15-8-0	59-31-2
PUNTS - Avg.	6-52.5	1-44.0
Net Punting Average	39.2	44.0
PUNT RETURNS - Yards	0-0	0-0
KICKOFF RETURNS - Yards	2-27	3-71
INTERCEPTIONS - Yards	2-34	0-0
PENALTIES Number and Yards	5-20	7-56
FUMBLES - Lost	0-0	1-1
TOUCHDOWNS	4	1
EXTRA POINTS Made-Attempts	4-4	0-1
RED ZONE EFFICIENCY	3-3-100%	1-4-25%
GOAL TO GO EFFICIENCY	3-3-100%	0-1-0%
SAFETIES	0	0
GIVEAWAYS	0	3
TAKEAWAYS	3	0
TIME OF POSSESSION	27:54	32:06

TITANS STARTERS

OFFENSE		DEFENSE	
WR 84	C.Davis	NT 90	D.Jones
TE 81	J.Smith	DT 99	J.Casey
LT 77	T.Lewan	OLB 44	K.Correa
LG 76	R.Saffold	ILB 54	R.Evans
C 60	B.Jones	ILB 51	D.Long
RG 64	N.Davis	OLB 58	H.Landry
RT 78	J.Conklin	CB 26	L.Ryan
TE 85	M.Pruitt	CB 35	T.Brock
WR 11	A.Brown	SS 24	K.Vaccaro
QB 17	R.Tannehill	FS 31	K.Byard
RB 22	D.Henry	CB 25	A.Jackson

RAVENS STARTERS

OFFENSE		DEFENSE	
WR 15	M.Brown	DT 98	B.Williams
WR 83	W.Snead IV	NT 97	M.Pierce
LT 79	R.Stanley	DE 93	C.Wormley
LG 77	B.Bozeman	RUSH45	J.Ferguson
OC 65	P.Mekari	WLB 58	L.Fort
RG 73	M.Yanda	SAM 99	M.Judon
RT 78	O.Brown Jr.	LCB 44	M.Humphrey
TE 81	H.Hurst	RCB 24	M.Peters
TE 86	N.Boyle	DB 36	C.Clark
QB 8	L.Jackson	SS 29	E.Thomas III
RB 21	M.Ingram II	FS 39	B.Carr

TITANS INDIVIDUAL STATISTICS

Rushing	Att	Yds	Avg	Lg	TD
D.Henry	30	195	6.5	66	0
R.Tannehill	6	13	2.2	9	1
A.Brown	1	9	9.0	9	0
Total	37	217	5.9	66	1

Passing	Att	Cmp	Yds	TD	Lg	IN	Rt
R.Tannehill	14	7	88	2	45	0	109.5
D.Henry	1	1	3	1	3	0	0118.8
Total	15	8	91	3	45	0	0111.4

Receiving	No	Yds	Avg	Lg	TD
J.Smith	2	12	6.0	12	1
D.Henry	2	7	3.5	8	0
K.Raymond	1	45	45.0	45	1
M.Pruitt	1	15	15.0	15	0
A.Brown	1	9	9.0	9	0
C.Davis	1	3	3.0	3	1
Total	8	91	11.4	45	3

Interceptions	No	Yds	Avg	Lg	TD
K.Byard	1	31	31.0	31	0
K.Vaccaro	1	3	3.0	3	0
Total	2	34	17.0	31	0

Leading Tacklers (Coaching Totals)

L. Ryan 13-11-2; K. Byard 11-8-3; R. Evans 9-8-1

Sacks: J. Casey 2; K. Correa 1; H. Landry 1
FF: J. Casey 1 FR: J. Simmons 1

RAVENS INDIVIDUAL STATISTICS

Rushing	Att	Yds	Avg	Lg	TD
L.Jackson	20	143	7.2	30	0
M.Ingram II	6	22	3.7	7	0
G.Edwards	3	20	6.7	19	0
Total	29	185	6.4	30	0

Passing	Att	Cmp	Yds	TD	Lg	IN	Rt
L.Jackson	59	31	365	1	38	2	63.2
Total	59	31	365	1	38	2	63.2

Receiving	No	Yds	Avg	Lg	TD
M.Brown	7	126	18.0	38	0
W.Snead IV	6	56	9.3	26	0
H.Hurst	4	53	13.3	18	1
M.Andrews	4	39	9.8	16	0
J.Hill	4	26	6.5	14	0
M.Boykin	3	26	8.7	13	0
S.Roberts	2	30	15.0	26	0
M.Ingram II	1	9	9.0	9	0
Total	31	365	11.8	38	1

Interceptions	No	Yds	Avg	Lg	TD
None					

Leading Tacklers (Press Box Totals)

E. Thomas III 7-6-1; B. Williams 6-6-0; P. Onwuasor 5-4-1

Sacks: E. Thomas III 1
FF: None FR: None



PLAYOFF GAME SUMMARIES



AFC Championship: Titans 24, Chiefs 35 Sunday, Jan. 19, 2020 • 2:05 p.m. CT • Arrowhead Stadium



GAME RECAP

The Titans traveled to Kansas City to face the Chiefs for the AFC Championship Game and lost by a score of 35-24.

In the first quarter, Tennessee put together consecutive scoring drives to take a 10-0 lead. First, QB **Ryan Tannehill** led the offense on an eight-play, 58-yard possession with WR **A.J. Brown** contributing a 37-yard catch. K **Greg Joseph** converted a 30-yard field goal attempt as Tennessee went up, 3-0. After forcing Kansas City to punt on the Chiefs' opening possession, Tennessee added another 58-yard scoring drive with help from a 22-yard reception from TE **Jonnu Smith**. At the Kansas City four-yard line, RB **Derrick Henry** took the direct snap and ran into the end zone for a four-yard score and a 10-0 Titans lead.

Kansas City got on the board in the first quarter. Chiefs QB **Patrick Mahomes** led his team on a 10-play, 74-yard scoring drive that culminated in an eight-yard touchdown pass to Chiefs WR **Tyreek Hill** as Kansas City cut the lead, 10-7. On the following possession, the Titans put together a scoring drive that consumed more than nine minutes, the longest scoring drive for the club since the 2000 postseason. WRs **Corey Davis**, **Adam Humphries** and **Brown** all contributed first down catches, and Henry accounted for 37 yards on the ground, before Tannehill tossed a one-yard touchdown to extra tackle **Dennis Kelly**. The Titans extended the lead, 17-7.

The Chiefs added two touchdowns in the second quarter to take the lead. First, Mahomes connected with Hill for a 20-yard score to make it 17-14. Then, Mahomes scrambled into the end zone on a 27-yard run down the left sideline as Kansas City took a 21-17 lead into the half.

In the fourth quarter, Kansas City added a pair of touchdowns on back-to-back possessions. Chiefs RB **Damien Williams** capped a 13-play scoring drive with a four-yard touchdown run to put Kansas City ahead, 28-17. Next, Mahomes constructed an eight-play scoring drive that culminated in a 60-yard touchdown pass to Chiefs WR **Sammy Watkins**. Kansas City extended the lead, 35-17.

On the following Tennessee possession, the Titans put together an 80-play scoring drive including a fourth-down fake punt that saw P **Brett Kern** toss a 28-yard pass to DB **Amani Hooker**. Davis contributed a 22-yard reception, as Tannehill then connected with TE **Anthony Firkser** for a 22-yard touchdown. Tennessee cut the lead to 35-24, but ultimately could not mount a comeback and fell to the Chiefs.

SCORING

	1	2	3	4	Final
Tennessee	10	7	0	7	24
Kansas City	7	14	0	14	35

TEAM	SCORING PLAY	TIME
Titans	G.Joseph 30 yd. Field Goal	1-11:29
Titans	D.Henry 4 yd. run (G.Joseph kick)	1-5:52
Chiefs	T.Hill 8 yd. pass from P.Mahomes (H.Butker kick)	1-0:46
Titans	D.Kelly 1 yd. pass from R.Tannehill (G.Joseph kick)	2-6:39
Chiefs	T.Hill 20 yd. pass from P.Mahomes (H.Butker kick)	2-4:03
Chiefs	P.Mahomes 27 yd. run (H.Butker kick)	2-0:11
Chiefs	Dam.Williams 3 yd. run (H.Butker kick)	4-14:50
Chiefs	S.Watkins 60 yd. pass from P.Mahomes (H.Butker kick)	4-7:33
Titans	A.Firkser 22 yd. pass from R.Tannehill (G.Joseph kick)	4-4:18

Missed FGs: None

Attendance: 73,656

Time of Game: 3:04

Weather: Sunny, 17° F, wind NW 10 mph

Referee: Tony Corrente



TEAM STATISTICS

	Titans	Chiefs
TOTAL FIRST DOWNS	20	27
THIRD DOWN EFFICIENCY	3-10-30%	6-10-60%
FOURTH DOWN EFFICIENCY	2-3-67%	1-1-100%
TOTAL NET YARDS	295	404
Plays - Avg.	58-5.1	64-6.3
NET YARDS RUSHING	85	112
Rushes - Avg.	23-3.7	27-4.1
NET YARDS PASSING	210	292
Sacks - Yards Lost	3-27	2-2
PASS ATT-COMP-INT	32-22-0	35-23-0
PUNTS - Avg.	3-46.3	3-40.7
Net Punting Average	44.0	31.0
PUNT RETURNS - Yards	1-9	2-7
KICKOFF RETURNS - Yards	4-61	5-105
INTERCEPTIONS - Yards	0-0	0-0
PENALTIES Number and Yards	8-85	9-61
FUMBLES - Lost	0-0	1-0
TOUCHDOWNS	3	5
EXTRA POINTS Made-Attempts	3-3	5-5
RED ZONE EFFICIENCY	2-3-67%	2-3-67%
GOAL TO GO EFFICIENCY	2-2-100%	2-2-100%
SAFETIES	0	0
GIVEAWAYS	0	0
TAKEAWAYS	0	0
TIME OF POSSESSION	30:10	29:50

TITANS STARTERS

OFFENSE		DEFENSE	
WR 84	C.Davis	NT 90	D.Jones
TE 81	J.Smith	DT 99	J.Casey
LT 77	T.Lewan	OLB 44	K.Correa
LG 76	R.Saffold	ILB 54	R.Evans
C 60	B.Jones	ILB 55	J.Brown
RG 64	N.Davis	OLB 58	H.Landry
RT 78	J.Conklin	CB 26	L.Ryan
WR 11	A.Brown	SS 24	K.Vaccaro
WR 19	T.Sharpe	FS 31	K.Byard
QB 17	R.Tannehill	CB 25	A.Jackson
RB 22	D.Henry	CB 35	T.Brock

CHIEFS STARTERS

OFFENSE		DEFENSE	
WR 10	T.Hill	LDE 55	F.Clark
LT 72	E.Fisher	LDT 64	M.Pennell
LG 61	S.Wisniewski	RDT 91	D.Nnadi
C 62	A.Reiter	RDE 92	T.Kpassagnon
RG 76	L.Duvernay-Tardif	LB 53	A.Hitchens
RT 71	M.Schwartz	LB 54	D.Wilson
TE 87	T.Kelce	RCB 35	C.Ward
WR 14	S.Watkins	LCB 21	B.Breeland
QB 15	P.Mahomes	CB 29	K.Fuller
RB 26	Dam.Williams	FS 49	D.Sorensen
WR 11	D.Robinson	SS 32	T.Mathieu

TITANS INDIVIDUAL STATISTICS

Rushing	Att	Yds	Avg	Lg	TD
D.Henry	19	69	3.6	13	1
R.Tannehill	3	11	3.7	6	0
M.Mariota	1	5	5.0	5	0
Total	23	85	3.7	13	1

Passing	Att	Cmp	Yds	TD	Lg	IN	Rt
R.Tannehill	31	21	209	2	37	0	108.1
B.Kern	1	1	28	0	28	0	118.8
Total	32	22	237	2	37	0	111.1

Receiving	No	Yds	Avg	Lg	TD
C.Davis	5	65	13.0	22	0
A.Humphries	4	25	6.3	9	0
A.Brown	3	51	17.0	37	0
J.Smith	3	38	12.7	22	0
D.Henry	2	-8	-4.0	-2	0
A.Hooker	1	28	28.0	28	0
A.Firkser	1	22	22.0	22	1
M.Pruitt	1	9	9.0	9	0
D.Lewis	1	6	6.0	6	0
D.Kelly	1	1	1.0	1	1
Total	22	237	10.8	37	2

Interceptions	No	Yds	Avg	Lg	TD
None					

Leading Tacklers (Coaching Totals)

K. Correa 10-6-4; L. Ryan 6-6-0; J. Brown 5-5-0

Sacks: K. Correa 1; D. Jones 0.5; J. Casey 0.5

FF: None FR: None

CHIEFS INDIVIDUAL STATISTICS

Rushing	Att	Yds	Avg	Lg	TD
P.Mahomes	8	53	6.6	27	1
Dam.Williams	17	45	2.6	8	1
T.Hill	1	7	7.0	7	0
D.Thompson	1	7	7.0	7	0
Total	27	112	4.1	27	2

Passing	Att	Cmp	Yds	TD	Lg	IN	Rt
P.Mahomes	35	23	294	3	60	0	120.4
Total	35	23	294	3	60	0	120.4

Receiving	No	Yds	Avg	Lg	TD
S.Watkins	7	114	16.3	60	1
T.Hill	5	67	13.4	26	2
Dam.Williams	5	44	8.8	17	0
T.Kelce	3	30	10.0	18	0
D.Robinson	2	31	15.5	24	0
M.Hardman	1	8	8.0	8	0
Total	23	294	12.8	60	3

Interceptions	No	Yds	Avg	Lg	TD
None					

Leading Tacklers (Press Box Totals)

T. Mathieu 9-6-3; D. Sorensen 8-6-2; D. Wilson 7-6-1

Sacks: T. Kpassagnon 2; F. Clark 1

FF: None FR: None



PLAYOFF GAME SUMMARIES



Wild Card Round: Titans 13, Ravens 20 Sunday, Jan. 10, 2021 • 12:00 p.m. CT • Nissan Stadium



In the AFC Wild Card Round, the Titans hosted the Baltimore Ravens and fell by a score of 20-13.

Tennessee got on the board first and built a 10-0 lead in the opening quarter. The Titans first touchdown came on a 10-play scoring drive that saw WR **A.J. Brown** contribute three receptions for 52 yards, including a 10-yard touchdown pass from QB **Ryan Tannehill**, to put Tennessee ahead 7-0. On the ensuing Baltimore possession, Ravens QB **Lamar Jackson** threw an interception to CB **Malcolm Butler**. The Titans took possession at their own 28-yard line and capitalized on the turnover as K **Stephen Gostkowski** converted a 45-yard field goal to make it a 10-0 game.

In the second quarter, Baltimore got into the red zone, but Jackson was sacked on third down by OLB **Brooks Reed**. The Ravens were forced to settle for a 33-yard field goal to make it a 10-3 contest. Later in the second quarter, facing a third-and-nine at the Tennessee 48-yard line, Jackson broke free for a 48-yard rushing touchdown to even the score 10-10.

Baltimore began the second half with possession of the ball and tacked on a touchdown on a 77-yard scoring drive. Jackson accounted for 34 yards on four carries to move the chains before Ravens RB **J.K. Dobbins** scored on a four-yard rush. Baltimore pulled ahead, 17-10.

In the fourth quarter, Tennessee inched within four points with a 25-yard field goal that made it 17-13, Baltimore. However, the Ravens added a field goal in the fourth quarter as well as Ravens K **Justin Tucker** converted a 51-yard attempt to make it 20-13. As Tennessee took possession down by seven with just over four minutes remaining, the Titans began driving. Tannehill was intercepted by Ravens CB **Marcus Peters**. The Titans ran out of time to mount a comeback and fell to the Ravens at home.

SCORING

	1	2	3	4	Final
Baltimore	0	10	7	3	20
Tennessee	10	0	0	3	13

TEAM	SCORING PLAY	TIME
Titans	A. Brown 10 yd. pass from R. Tannehill (S. Gostkowski kick)	1:53:39
Titans	S. Gostkowski 45 yd. Field Goal	1-1:38
Ravens	J. Tucker 33 yd. Field Goal	2-9:59
Ravens	L. Jackson 48 yd. run (J. Tucker kick)	2-2:32
Ravens	J. Dobbins 4 yd. run (J. Tucker kick)	3-9:01
Titans	S. Gostkowski 25 yd. Field Goal	4-14:56
Ravens	J. Tucker 51 yd. Field Goal	4-4:19

Missed FGs: J. Tucker 52WR

Attendance: 14,029

Time of Game: 2:45

Weather: 33°, Cloudy, wind NE 1 mph

Referee: Jerome Boger



TEAM STATISTICS

	Ravens	Titans
TOTAL FIRST DOWNS	22	12
THIRD DOWN EFFICIENCY	7-13-54%	4-12-33%
FOURTH DOWN EFFICIENCY	0-0-0%	1-1-100%
TOTAL NET YARDS	401	209
Plays - Avg.	64-6.3	49-4.3
NET YARDS RUSHING	236	51
Rushes - Avg.	35-6.7	22-2.3
NET YARDS PASSING	165	158
Sacks - Yards Lost	5-14	1-7
PASS ATT-COMP-INT	24-17-1	26-18-1
PUNTS - Avg.	2-50.5	5-45.6
Net Punting Average	46.5	45.6
PUNT RETURNS - Yards	0-0	2-8
KICKOFF RETURNS - Yards	1-20	2-46
INTERCEPTIONS - Yards	1-13	1-0
PENALTIES Number and Yards	5-60	2-10
FUMBLES - Lost	0-0	0-0
TOUCHDOWNS	2	1
EXTRA POINTS Made-Attempts	2-2	1-1
FIELD GOALS Made-Attempts	2-3	2-2
RED ZONE EFFICIENCY	1-3-33%	1-2-50%
GOAL TO GO EFFICIENCY	1-1-100%	1-2-50%
SAFETIES	0	0
GIVEAWAYS	1	1
TAKEAWAYS	1	1
TIME OF POSSESSION	33:38	26:22

RAVENS STARTERS

OFFENSE		DEFENSE	
WR 80	M. Boykin	DT 93	C. Campbell
LT 78	O. Brown	NT 98	B. Williams
LG 77	B. Bozeman	DE 95	D. Wolfe
C 65	P. Mekari	OLB 90	P. McPhee
RG 72	B. Powers	ILB 40	M. Harrison
RT 74	T. Phillips	WLB 58	L. Fort
TE 89	M. Andrews	SAM 99	M. Judon
TE 85	E. Tomlinson	LCB 24	M. Peters
QB 8	L. Jackson	FS 32	D. Elliott
FB 42	P. Ricard	SS 36	C. Clark
RB 27	J. Dobbins	RCB 44	M. Humphrey

TITANS STARTERS

OFFENSE		DEFENSE	
TE 87	G. Swaim	NT 92	M. Dickerson
TE 81	J. Smith	DT 90	D. Jones
LT 72	D. Quessenberry	DT 98	J. Simmons
LG 76	R. Saffold III	OLB 49	N. Dzubnar
C 60	B. Jones	ILB 54	R. Evans
RG 64	N. Davis	ILB 51	D. Long Jr.
RT 71	D. Kelly	OLB 58	H. Landry III
WR 11	A. Brown	CB 25	A. Jackson
QB 17	R. Tannehill	SS 24	K. Vaccaro
FB 41	K. Blasingame	FS 31	K. Byard
RB 22	D. Henry	CB 21	M. Butler

RAVENS INDIVIDUAL STATISTICS

Rushing	Att	Yds	Avg	Lg	TD
L. Jackson	16	136	8.5	48	1
J. Dobbins	9	43	4.8	12	1
G. Edwards	8	38	4.8	8	0
M. Brown	2	19	9.5	15	0
Total	35	236	6.7	48	2

Passing	Att	Cmp	Yds	TD	Lg	IN	Rt
L. Jackson	24	17	179	0	28	1	74.8
Total	24	17	179	0	28	1	74.8

Receiving	No	Yds	Avg	Lg	TD
M. Brown	7	109	15.6	28	0
M. Andrews	4	41	10.3	17	0
P. Ricard	3	26	8.7	11	0
W. Snead	2	9	4.5	5	0
J. Dobbins	1	-6	-6.0	-6	0
Total	17	179	10.5	28	0

Interceptions	No	Yds	Avg	Lg	TD
M. Peters	1	13	13.0	13	0
Total	1	13	13.0	13	0

Leading Tacklers (Press Box Totals)
P. McPhee 6-5-1; D. Wolfe 6-4-2; M. Humphrey 5-4-1

Sacks: D. Wolfe 1
FF: None **FR:** None

TITANS INDIVIDUAL STATISTICS

Rushing	Att	Yds	Avg	Lg	TD
D. Henry	18	40	2.2	8	0
R. Tannehill	2	6	3.0	4	0
J. McNichols	1	4	4.0	4	0
D. Evans	1	1	1.0	1	0
Total	22	51	2.3	8	0

Passing	Att	Cmp	Yds	TD	Lg	IN	Rt
R. Tannehill	26	18	165	1	35	1	83.0
Total	26	18	165	1	35	1	83.0

Receiving	No	Yds	Avg	Lg	TD
A. Brown	6	83	13.8	28	1
D. Henry	3	11	3.7	7	0
A. Firkser	2	44	22.0	35	0
N. Westbrook-Ikhine	2	17	8.5	12	0
J. Smith	2	9	4.5	5	0
C. Batson	1	6	6.0	6	0
G. Swaim	1	5	5.0	5	0
R. Tannehill	1	-10	-10.0	-10	0
Total	18	165	9.2	35	1

Interceptions No Yds Avg Lg TD
M. Butler 1 0 0.0 0 0
Total 1 0 0.0 0 0

Leading Tacklers (Press Box Totals)
H. Landry III 10-8-2; K. Vaccaro 9-6-3; R. Evans 9-5-4

Sacks: H. Landry III 2; D. Jones 1; B. Reed 1; M. Dickerson 1
FF: None **FR:** None



PLAYOFF GAME SUMMARIES



Divisional Round: Titans 16, Bengals 19 Saturday, Jan. 22, 2022 • 3:30 p.m. CT • Nissan Stadium



In the Divisional Round of the 2021 playoffs, the Titans hosted the Cincinnati Bengals and lost by a score of 19-16. Despite the Titans defense tallying a NFL postseason record nine sacks, and limiting the Bengals offense to 64 rushing yards on 18 attempts, Cincinnati's game-winning field goal as time expired proved to be the difference as Tennessee was handed a home playoff loss.

On the first play of the contest, QB **Ryan Tannehill's** pass was intercepted by Bengals S **Jessie Bates III** to give Cincinnati possession at the Tennessee 42-yard line. Tennessee's defense was able to hold the Bengals to a field goal, as a 38-yard kick gave Cincinnati an early 3-0 lead. Later in the first quarter, the Bengals doubled their lead with a six play, 61-yard scoring drive that featured a 57-yard pass from Bengals QB **Joe Burrow** to Bengals WR **Ja'Marr Chase**. Cincinnati was again forced to settle for a field goal as Bengals K **Evan McPherson** tacked on a 45-yarder, 6-0.

Tennessee tied the score in the second quarter with a nine play, 84-yard scoring possession. Tannehill connected with WR **A.J. Brown** for a 41-yard bomb on the first play of the drive, and WR **Julio Jones** contributed a 13-yard catch to give the Titans a first down in the red zone. Then, while in the Wildcat formation, RB **Derrick Henry** took the direct snap and ran in a three-yard touchdown. However, Cincinnati was penalized for having 12 men on the field for the extra point, and the Titans elected to enforce the opportunity to go for a two-point conversion. Henry's carry was short of the goal line, 6-6.

On the ensuing Bengals possession, facing a third-and-14 at the Tennessee 24-yard line, Burrow was sacked by DT **Jeffery Simmons** for a loss of 12. Cincinnati was forced to kick a 54-yard field goal to make it 9-6 heading into halftime.

Cincinnati pulled ahead in the third quarter on the Bengals' lone touchdown score of the day. Burrow connected with Bengals WR **Tee Higgins** for a 12-yard pass, and Bengals RB **Joe Mixon** accounted for 41 total yards, including a 16-yard rushing touchdown that made it 16-6, Cincinnati.

Later in the third quarter, Tennessee constructed two scoring drives on consecutive possessions to tie the score. First, with help from a 40-yard pass from Tannehill to Brown, K **Randy Bullock** was able to convert a 34-yard field goal to make it 16-9,

Bengals. Next, as Cincinnati took the field, S **Amani Hooker** intercepted Burrow on the first play of the drive to give Tennessee possession at the Bengals 27-yard line. Tannehill connected with Brown for a 33-yard touchdown, as the Titans tied the score 16-16.

With under a minute remaining in regulation, as the Titans were driving, Tannehill's pass was intercepted by Bengals LB **Logan Wilson** at the Cincinnati 47-yard line. Burrow quickly moved the ball with a 19-yard pass to Chase. With four seconds remaining, McPherson successfully kicked a 52-yard field goal to seal a victory by a final score of 19-16.

SCORING					
	1	2	3	4	Final
Cincinnati	6	3	7	3	19
Tennessee	0	6	10	0	16

TEAM	SCORING PLAY	TIME
Bengals	E.McPherson 38 yd. Field Goal	1-12:03
Bengals	E.McPherson 45 yd. Field Goal	1-2:11
Titans	D.Henry 3 yd. run (run failed)	2-6:07
Bengals	E.McPherson 54 yd. Field Goal	2-1:35
Bengals	J.Mixon 16 yd. run (E.McPherson kick)	3-9:34
Titans	R.Bullock 34 yd. Field Goal	3-1:36
Titans	A.Brown 33 yd. pass from R.Tannehill (R.Bullock kick)	3-0:15
Bengals	E.McPherson 52 yd. Field Goal	4-0:00

Missed FGs: None
Attendance: 69,242
Time of Game: 2:59
Weather: 34°, Sunny, Wind 0 mph
Referee: Clete Blakeman



TEAM STATISTICS

	Bengals	Titans
TOTAL FIRST DOWNS	17	16
THIRD DOWN EFFICIENCY	7-15-46.7%	1-8-12.5%
FOURTH DOWN EFFICIENCY	0-0-0.0%	0-1-0.0%
TOTAL NET YARDS	345	353
Plays - Avg.	64-5.4	52-6.8
NET YARDS RUSHING	65	140
Rushes - Avg.	18-3.6	27-5.2
NET YARDS PASSING	280	213
Sacks - Yards Lost	9-68	1-7
PASS ATT-COMP-INT	37-28-1	24-15-3
PUNTS - Avg.	5-40.6	4-41.5
Net Punting Average	39.6	41.5
PUNT RETURNS - Yards	0-0	3-5
KICKOFF RETURNS - Yards	3-82	1-26
INTERCEPTIONS - Yards	3-19	1-15
PENALTIES Number and Yards	6-46	2-15
FUMBLES Number and Lost	0-0	0-0
TOUCHDOWNS	1	2
EXTRA POINTS Made-Attempts	1-1	1-2
RED ZONE EFFICIENCY	1-2-50%	1-3-33%
GOAL TO GO EFFICIENCY	0-0-0%	1-2-50%
SAFETIES	0	0
GIVEAWAYS	1	3
TAKEAWAYS	3	1
TIME OF POSSESSION	33:25	26:35

BENGALS STARTERS

OFFENSE		DEFENSE	
WR 85	T.Higgins	LDE 94	S.Hubbard
TE 87	C.Uzomah	DT 68	J.Tupou
LT 73	J.Williams	NT 98	D.Reader
LG 67	Q.Spain	DT 92	B.Hill
C 66	T.Hopkins	RDE 91	T.Hendrickson
RG 77	H.Adeniji	LB 55	L.Wilson
RT 75	I.Prince	LB 57	G.Pratt
WR 83	T.Boyd	CB 20	E.Apple
WR 1	J.Chase	CB 22	C.Awuzie
QB 9	J.Burrow	S 24	V.Bell
HB 28	J.Mixon	S 30	J.Bates III

TITANS STARTERS

OFFENSE		DEFENSE	
TE 83	R.Izzo	DT 98	J.Simmons
TE 87	G.Swaim	DT 90	N.Jones
LT 77	T.Lewan	DL 96	D.Autry
LG 76	R.Saffold	OLB 58	H.Landry
C 60	B.Jones	LB 51	D.Long
RG 64	N.Davis	LB 41	Z.Cunningham
RT 72	D.Quessenberry	CB 26	K.Fulton
WR 11	A.Brown	CB 24	E.Molden
WR 2	J.Jones	CB 20	J.Jenkins
QB 17	R.Tannehill	S 31	K.Byard
RB 22	D.Henry	S 37	A.Hooker

BENGALS INDIVIDUAL STATISTICS

Rushing	Att	Yds	Avg	Lg	TD
J.Mixon	14	54	3.9	16	1
J.Burrow	2	5	2.5	7	0
C.Evans	1	4	4.0	4	0
J.Chase	1	2	2.0	2	0
Total	18	65	3.6	16	1

Passing	Att	Cmp	Yds	TD	Lg	IN	Rt
J.Burrow	37	28	348	0	57	1	93.1
Total	37	28	348	0	57	1	93.1

Receiving	No	Yds	Avg	Lg	TD
T.Higgins	7	96	13.7	22	0
C.Uzomah	7	71	10.1	32	0
J.Mixon	6	51	8.5	21	0
J.Chase	5	109	21.8	57	0
T.Boyd	2	17	8.5	10	0
S.Perine	1	4	4.0	4	0
Total	28	348	12.4	57	0

Interceptions	No	Yds	Avg	Lg	TD
M.Hilton	1	19	19.0	19	0
J.Bates III	1	0	0.0	0	0
L.Wilson	1	0	0.0	0	0
Total	3	19	6.3	19	0

Leading Tacklers (Press Box Totals)
 L. Wilson 8-6-2; V. Bell 6-5-1; D. Reader 6-5-1

Sacks: V. Bell 1
FF: None
FR: None

TITANS INDIVIDUAL STATISTICS

Rushing	Att	Yds	Avg	Lg	TD
D.Foreman	4	66	16.5	45	0
D.Henry	20	62	3.1	9	1
R.Tannehill	3	12	4.0	8	0
Total	27	140	5.2	45	1

Passing	Att	Cmp	Yds	TD	Lg	IN	Rt
R.Tannehill	24	15	220	1	41	3	66.7
Total	24	15	220	1	41	3	66.7

Receiving	No	Yds	Avg	Lg	TD
J.Jones	6	62	10.3	16	0
A.Brown	5	142	28.4	41	1
D.Hilliard	3	13	4.3	5	0
C.Rogers	1	3	3.0	3	0
Total	15	220	14.7	41	1

Interceptions	No	Yds	Avg	Lg	TD
A.Hooker	1	15	15.0	15	0
Total	1	15	15.0	15	0

Leading Tacklers (Press Box Totals)
 Z. Cunningham 10-8-2; J. Simmons 8-7-1; D. Long 8-6-2

Sacks: J. Simmons 3; D. Autry 1.5; H. Landry 1.5; B. Dupree 1; D. Long 1; N. Jones 0.5; K. Peko 0.5
FF: None
FR: None



T E N N E S S E E T I T A N S

2024 SEASON SCHEDULE

PRESENTED BY SEATGEEK



AUG. 10
6 PM
PRESEASON 1



AUG. 17
6 PM
PRESEASON 2



AUG. 25
1 PM
PRESEASON 3



SEPT. 8
12 PM
WEEK 1



SEPT. 15
12 PM
WEEK 2



SEPT. 22
12 PM
WEEK 3

MNF



SEPT. 30
6:30 PM
WEEK 4

BYE



OCT. 13
12 PM
WEEK 6



OCT. 20
12 PM
WEEK 7



OCT. 27
12 PM
WEEK 8



NOV. 3
12 PM
WEEK 9



NOV. 10
3:05 PM
WEEK 10



NOV. 17
12 PM
WEEK 11



NOV. 24
12 PM
WEEK 12



DEC. 1
12 PM
WEEK 13



DEC. 8
12 PM
WEEK 14



DEC. 15
12 PM
WEEK 15



DEC. 22
12 PM
WEEK 16



DEC. 29
12 PM
WEEK 17



TBD
WEEK 18

HOME

ALL TIMES LISTED ARE CENTRAL TIME ZONE (CT)