



SAINT THOMAS SPORTS PARK | 460 Great Circle Road | Nashville, TN 37228 | 615-565-4100 | TennesseeTitans.com | @Titans

ROBBIE BOHREN Senior Director of Communications | DWIGHT SPRADLIN Assistant Director of Media Relations  
 JARED PUFFER Media Relations Manager | KATE GUERRA Team Publicist | KIM SMITH Media Relations Coordinator

FOR IMMEDIATE RELEASE

SEPTEMBER 28, 2020



# TITANS WELCOME FANS, UNBEATEN STEELERS TO NISSAN STADIUM



Tennessee Titans (3-0) vs. Pittsburgh Steelers (3-0)

Sunday, Oct. 4, 2020 • Noon CDT • Nissan Stadium • Nashville, Tenn. • TV: CBS

NASHVILLE — The Tennessee Titans welcome fans back this week as they host the Pittsburgh Steelers in a battle of 3-0 teams. For the first time since Nissan Stadium opened in 1999, two undefeated teams after three or more weeks of a season will take the field. Kickoff is scheduled for noon CDT on Sunday, Oct. 4.

The Titans are off to their first 3-0 start to a season since 2008. With a win this week, the current Titans would match the 2008 squad as the only teams in franchise history to go 4-0.

Due to COVID-19 restrictions, the Titans played their first three games of the season without fans in the stands, which included two road games and one home date. For this week, ticket sales were limited to 10 percent of Nissan Stadium's capacity, or approximately 7,000 total seats, in the lower bowl and club-level seating areas. The number of fans will gradually increase over the course of the Titans' coming games with the potential to accommodate 21 percent of the venue's normal capacity under current Center for Disease Control guidelines. Detailed information on the team's Safe Stadium Plan can be found at [tennesseetitans.com/safestadium](https://tennesseetitans.com/safestadium).

**THE BROADCAST**

This week's game will be regionally televised on CBS, including Nashville affiliate WTVF NewsChannel 5. The broadcast team includes play-by-play announcer **Kevin Harlan**, analyst **Trent Green** and reporter **Melanie Collins**.

Fans can livestream the game on their mobile devices from the Titans Mobile App (iOS and Android) and on TennesseeTitans.com mobile web. Restrictions apply. For more information visit [TennesseeTitans.com](https://TennesseeTitans.com) or [NFL.com/ways-to-watch](https://NFL.com/ways-to-watch).

The Titans Radio Network, including Nashville flagship 104.5 The Zone, will carry the game across the Mid-South with the "Voice of the Titans" **Mike Keith**, analyst **Dave McGinnis**, sideline reporter **Amie Wells**, and gameday hosts **Rhett Bryan** and **Jonathan Hutton**.

Additionally, Sports USA will broadcast the game to a national radio audience. Play-by-play announcer **Larry Kahn** and analyst **Doug Plank** will have the call.

**TITANS FINDING WAYS TO WIN**

Last week at Minnesota, the Titans used a career-high six field goals by **Stephen Gostkowski**, including a game-winning 55-yarder, to defeat the Vikings by a final score of 31-30. The 36-year-old kicker became the first NFL player since the 1970 NFL-AFL merger with a game-winning field goal in the final two minutes of regulation in each of his team's first three games of the season.

For the eighth time in Titans/Oilers history, the Titans had a 300-yard passer (321 by **Ryan Tannehill**), a 100-yard rusher (119 by **Derrick Henry**) and a 100-yard receiver (118 by **Kalif Raymond**). Tannehill notched his third straight game with a game-winning drive and his sixth game-winning drive since taking over as the starting quarterback in Week 7 of 2019.

Meanwhile, the defense forced three turnovers on interceptions by defensive backs **Johnathan Joseph** and **Amani Hooker** and a fumble recovery by linebacker **Rashaan Evans**. Their season turnover differential is plus-five, the best in the NFL through Sept. 27.

The Titans' three wins in 2020 are by a combined total of six points. They won their opener at Denver 16-14, followed by a 33-30 home victory over Jacksonville and last week's close call at Minnesota.

This is the first week of a three-game October homestand for the Titans. With a Week 7 bye added to the end of it, they will not play on the road until Nov. 1 at the Cincinnati Bengals.

**THE STEELERS**

The Steelers, who are 3-0 for the first time since 2010, began the season with a 26-16 win at the New York Giants and a 26-21 victory at Heinz Field over the Denver Broncos. Last week they hosted the Houston Texans and won 28-21.

**Mike Tomlin** is in his 14th season in Pittsburgh. He has led his club to six AFC North titles, most recently in 2017, and has guided the Steelers to the playoffs eight times, including two trips to the Super Bowl (XLIII and XLV).

Steelers quarterback **Ben Roethlisberger**, a seven-time Pro Bowl selection and two-time Super Bowl winner, is in his 17th NFL season. In addition to holding virtually every major passing record in Steelers history, he has the eighth-most passing touchdowns in NFL history (370) and the seventh-most passing yards in NFL history (57,322). He was limited to two appearances in 2019 before landing on injured reserve for the remainder of the season.

## 2020 TITANS SCHEDULE

Day	Date	Opponent	Result, Kickoff	Score, TV
Mon.	Sept. 14	at Denver	W	16-14
Sun.	Sept. 20	JACKSONVILLE	W	33-30
Sun.	Sept. 27	at Minnesota	W	31-30
Sun.	Oct. 4	PITTSBURGH	Noon	CBS
Sun.	Oct. 11	BUFFALO	Noon*	CBS
Sun.	Oct. 18	HOUSTON	Noon*	CBS
Sun.	Oct. 25	Bye		
Sun.	Nov. 1	at Cincinnati	Noon*	CBS
Sun.	Nov. 8	CHICAGO	Noon*	FOX
Thur.	Nov. 12	INDIANAPOLIS	7:20 p.m.	FOX/NFLN/ Amazon
Sun.	Nov. 22	at Baltimore	Noon*	CBS
Sun.	Nov. 29	at Indianapolis	Noon*	CBS
Sun.	Dec. 6	CLEVELAND	Noon*	CBS
Sun.	Dec. 13	at Jacksonville	Noon*	CBS
Sat./Sun.	Dec. 19/20	DETROIT	TBD	TBD
Sun.	Dec. 27	at Green Bay	7:20 p.m.*	NBC
Sun.	Jan. 3	at Houston	Noon*	CBS

All kickoff times Central \* Time, TV subject to change

## AFC SOUTH STANDINGS

TEAM	W	L	T	PCT	DIV	CONF
Tennessee Titans	3	0	0	1.000	1-0	2-0
Indianapolis Colts	2	1	0	.667	0-1	1-1
Jacksonville Jaguars	1	2	0	.333	1-1	1-2
Houston Texans	0	3	0	.000	0-0	0-3

**LAST WEEK:** Mia 31 at Jax 13, Ten 31 at Min 30, Hou 21 at Pit 28, NYJ 7 at Ind 36

**THIS WEEK (central time):** Ind at Chi (Sun 12:00), Jax at Cin (Sun 12:00), Min at Hou (12:00), Pit at Ten (Sun 12:00)

**NEXT WEEK (central time):** Ind at Cle (Sun 12:00), Jax at Hou (Sun 12:00), Buf at Ten (Sun 12:00)

## GAME INFORMATION

**Date of Game** . . . . . Sunday, Oct. 4, 2020  
**Kickoff Time** . . . . . Noon CDT  
**Venue** . . . . . Nissan Stadium  
**Location** . . . . . Nashville, Tenn.  
**Opened in** . . . . . 1999  
**Surface** . . . . . Natural Grass  
**Normal Capacity** . . . . . 69,143  
**This Week's Capacity** . . . . . Approximately 7,000

**Home Team** . . . . . Tennessee Titans (3-0)  
**Website** . . . . . [www.TennesseeTitans.com](http://www.TennesseeTitans.com)  
**Media Guide** . . . . . [www.TennesseeTitans.com/Media](http://www.TennesseeTitans.com/Media)  
**Franchise since** . . . . . 1960 (1960-96 Houston Oilers; 1997-98 Tennessee Oilers)

**Ownership** . . . . . Amy Adams Strunk (Controlling Owner and Co-Chairman, Board of Directors); Susie Adams Smith (Co-Chairman, Board of Directors); Kenneth S. Adams, IV (Board of Directors); Barclay Adams; Susan Lewis

**President/CEO** . . . . . Burke Nihill  
**EVP/General Manager** . . . . . Jon Robinson  
**Head Coach** . . . . . Mike Vrabel (since 2018)  
**Offensive Coordinator** . . . . . Arthur Smith  
**2020 NFL Offensive Rank** . . . . . 11 (Total), 13 (Rush), 10 (Pass)  
**2020 NFL Defensive Rank** . . . . . 29 (Total), 29 (Rush), 23 (Pass)

**Visiting Team** . . . . . Pittsburgh Steelers (3-0)  
**Website** . . . . . [www.steelers.com](http://www.steelers.com)  
**Franchise since** . . . . . 1933 (Pittsburgh Pirates 1933-39)  
**President** . . . . . Arthur Rooney II  
**VP & General Manager** . . . . . Kevin Colbert  
**Head Coach** . . . . . Mike Tomlin  
**Defensive Coordinator** . . . . . Keith Butler  
**Offensive Coordinator** . . . . . Randy Fichtner  
**2020 NFL Offensive Rank** . . . . . 14 (Total), 10 (Rush), 17 (Pass)  
**2020 NFL Defensive Rank** . . . . . 2 (Total), 1 (Rush), 12 (Pass)

**Referee** . . . . . Shawn Hochuli

**Television** . . . . . CBS  
**Nashville Affiliate** . . . . . WTVF NewsChannel 5  
**Mobile\*** . . . . . Titans Mobile Site, Titans App, CBS All Access, NFL App, Yahoo! Sports App

*\*Geographic and device restrictions apply. Data charges may apply.*

**Play-by-Play** . . . . . Kevin Harlan  
**Analysts** . . . . . Trent Green  
**Reporter** . . . . . Melanie Collins

**Radio** . . . . . Titans Radio Network  
**Flagship** . . . . . WGFX 104.5 FM-The Zone  
**Satellite Radio** . . . . . Sirius 106, XM 233, SXM 233 (Streaming 830)

**Play-by-Play** . . . . . Mike Keith  
**Analyst** . . . . . Dave McGinnis  
**Gameday Hosts** . . . . . Rhett Bryan, Jonathan Hutton  
**Sideline Reporter** . . . . . Amie Wells

**National Radio** . . . . . Sports USA

**Play-by-Play** . . . . . Larry Kahn  
**Analyst** . . . . . Doug Plank

**Scheduled Gameday Promotions (subject to change)**

**Fans Will Receive** . . . . . Titans flags sponsored by Kroger and Coke  
**Honorary 12th Titan** . . . . . Breast Cancer Survivors  
**National Anthem** . . . . . Kelly Lang



## SERIES AT A GLANCE

- Overall series (regular & postseason): **Steelers lead 46-32**
- Regular season series: **Steelers lead 43-31**
- Postseason series: **Steelers lead 3-1**
- Total points: **Titans 1,369, Steelers 1,664**
- Current streak: **Two wins by Steelers**
- Titans at home vs. Steelers: **20-19 (including 1-1 in playoffs)**
- Titans on the road vs. Steelers: **12-27 (including 0-2 in playoffs)**
- Longest winning streak by Titans: **7 (1997-00)**
- Longest losing streak by Titans: **5 (twice, last 1994-96)**
- Titans vs. Steelers at Nissan Stadium: **6-3**
- Last time at Nissan Stadium: **STEELERS 27 at Titans 24 (11-17-14)**
- Titans vs. Steelers at Heinz Field: **2-5**
- Last time at Heinz Field: **Titans 17 at STEELERS 40 (11-16-17)**
- First time: OILERS 19 at Steelers **7 (9-20-70)**
- Mike Vrabel's record vs. Steelers: **0-0**
- Mike Tomlin's record vs. Titans: **5-3**
- Mike Vrabel's record vs. Mike Tomlin: **0-0**

## A TITANS VICTORY WOULD ...

- Give the Titans a 4-0 start for the second time in franchise history and for the first time since 2008.
- Give the Titans their first win against the Steelers since 2013.
- Improve the Titans' all-time record at Nissan Stadium, including playoffs, to 99-75.
- Give the Titans 22 wins in their 30 most recent home games.
- Improve Mike Vrabel's career record to 24-15 as a head coach, including playoffs.
- Improve QB Ryan Tannehill's combined starting record in the regular season and playoffs to 55-50, including a 13-4 record with the Titans.

## THIS WEEK'S CHARITABLE DRIVE

**THIS WEEK: AMERICAN CANCER SOCIETY HOPE LODGES**

In place of gameday drives at Nissan Stadium in 2020, the Titans will host virtual charity drives throughout the season to support non-profit organizations throughout Tennessee. Fans are encouraged to participate by going to [TennesseeTitans.com/CharityDrives](http://TennesseeTitans.com/CharityDrives). Click "View Wish List" to view and purchase items from the organization's wish list. Any items purchased will be shipped directly to the non-profit organization.

This week, the Titans are supporting the **American Cancer Society** by asking fans to purchase and donate household items for **ACS Hope Lodges** in Memphis and Nashville.

ACS Hope Lodges offer cancer patients and their caregivers a free place to stay when their best hope for effective treatment may be in another city.

**VIEW AND DONATE:** [TennesseeTitans.com/CharityDrives](http://TennesseeTitans.com/CharityDrives)

GAME PREVIEW

TEAM NOTES

PLAYER NOTES

MEDIA

STATISTICS

ROSTERS

## WHAT TO LOOK FOR THIS WEEK

- For the first time since Nissan Stadium opened in 1999, two undefeated teams after three or more weeks of a season will play there.
- **K Stephen Gostkowski** can extend his streak to 29 consecutive games with a field goal. His current streak of 28 games is tied for fifth in NFL history.
- **K Stephen Gostkowski** enters this week with three consecutive games in which he kicked a game-winning field goal.
- **RB Derrick Henry** can notch his 16th career 100-yard rushing game, including regular season and playoffs.
- **RB Derrick Henry** can become the first player in franchise history to record 13 consecutive regular season games with at least 80 scrimmage yards, eclipsing **Chris Johnson** (12 from 2009 to 2010) as the only Titans/Oilers player to do so.
- **RB Derrick Henry** can become the first NFL player with at least 25 rushing attempts in five consecutive regular season games since Larry Johnson (eight) from Nov. 13, 2005 to Jan. 1, 2006.
- **RB Derrick Henry** can become the first NFL player since **O.J. Simpson** in 1975 with at least 25 rushing attempts in each of the first four games of a season.
- **P Brett Kern** (173 consecutive games with the Titans) can pass **Gregg Bingham** (173) for fifth place on the franchise's career games played list.
- **TE Jonnu Smith** (three touchdown receptions in 2020) needs one touchdown reception to set a career high for a season.
- **QB Ryan Tannehill** enters this week with three consecutive games in which he was credited with a game-winning drive.
- **QB Ryan Tannehill** can record his first back-to-back 300-yard passing performances since Sept. 18-25, 2016 as a member of the Miami Dolphins. The Titans have not had a back-to-back 300-yard passer since **Matt Hasselbeck** from Sept. 18-25, 2011.

## SERIES HISTORY

There have been 78 combined regular season and postseason meetings between the Titans/Oilers and Steelers in a rivalry that dates back to 1970. The Steelers lead the series 46-32. There is no other team the Titans/Oilers have met in their history as often as the Steelers, with the Cincinnati Bengals being next most common opponent at 75 games.

In 1970, upon the merger of the American Football League and the National Football League, the Steelers and then-Oilers began play in the newly-formed AFC Central Division. For the next 32 years (1970-2001), they competed at least twice per season with the exception of 1982 (strike-shortened season) before the Titans moved to the AFC South and the Steelers to the AFC North in 2002.

The first meeting in 1970, a 19-7 Oilers win, was the first regular season game in Three Rivers Stadium, the Steelers' home until moving to Heinz Field in 2001.

The Steelers have won the two most recent matchups, including a Thursday primetime meeting at Heinz Field in Week 11 of the 2017 regular season. The Steelers defense produced four interceptions and five sacks, helping the hosts pull away in the fourth quarter for a 40-17 win.

The Steelers' most recent visit to Nissan Stadium was on Monday night, Nov. 17, 2014. Despite 263 passing yards from rookie quarterback **Zach Mettenberger**, the Titans were unable to overcome the Steelers, led by **Le'Veon Bell's** 204 rushing yards, and fell by a score of 27-24.

The last time the Titans beat the Steelers was in the 2013 season opener at Heinz Field. The Titans used five sacks from their defense and a ball-control offense to win 16-9, despite giving up an unusual safety on the opening kickoff.

There have been four postseason games played between the franchises, most recently a 34-31 overtime thriller in favor of the Titans in the 2002 Divisional Round. The first two playoff meetings were back-to-back AFC Championship Games following the 1978 and 1979 seasons, with Pittsburgh's "Steel Curtain" prevailing both times against the "Luv Ya Blue!" Oilers. The Oilers also lost a 1989 Wild Card Game in overtime against the Steelers.

## MOST RECENT MATCHUPS

### 2012 Week 6 • Oct. 11, 2012 • Steelers 23 at TITANS 26

Rob Bironas kicks a game-winning 40-yard field goal as time expires following Shaun Suisham's 54-yard missed attempt with 54 seconds remaining ... Tim Shaw's blocked punt leads to Tennessee's first touchdown ... Matt Hasselbeck, starting for an injured Jake Locker (shoulder), passes for 290 yards and the game-tying touchdown to Kenny Britt (five yards) ... Pittsburgh's Ben Roethlisberger passes for 363 yards, including 82-yard score to Mike Wallace.

### 2013 Week 1 • Sept. 8, 2013 • TITANS 16 at Steelers 9

The Titans get two turnovers from the Steelers, record five sacks and allow only 32 rushing yards on 15 carries in season opener ... The Titans rush for 112 yards on 42 carries, including a three-yard touchdown run by Jackie Battle ... Rob Bironas makes three field goals ... The Titans spot the Steelers two points when Darius Reynaud is called for a safety on the opening kickoff but don't allow any more points until late in the fourth quarter ... The Titans win time of possession at 34:01.

### 2014 Week 11 • Nov. 17, 2014 • STEELERS 27 at Titans 24

Kickoff temperature of 25 degrees makes the Monday night matchup the coldest game in Nissan Stadium history ... Le'Veon Bell rushes for 204 yards and a touchdown to help Steelers overcome an 11-point deficit in the second half ... Zach Mettenberger's 263 passing yards set a record for a rookie on Monday night ... Mettenberger completes an 80-yard touchdown to Nate Washington ... The Titans defense records five sacks, but the Steelers possess the ball for 39:49.

### 2017 Week 11 • Nov. 16, 2017 • Titans 17 at STEELERS 40

In a Thursday night game, Steelers quarterback Ben Roethlisberger throws four touchdown passes, including three to receiver Antonio Brown ... Brown finishes with 144 yards on 10 catches ... Marcus Mariota passes for 306 yards but is intercepted four times and sacked five times by the Steelers defense ... Mariota rushes for a seven-yard touchdown in the first quarter and completes a 75-yard touchdown to Rishard Matthews on the first play of the third quarter.

## ALL-TIME SERIES RESULTS

### TITANS vs. STEELERS Steelers lead 46-32, including playoffs

Date	Site	W/L	Score	Date	Site	W/L	Score
9-20-70	Pitt	W	19-7	10-22-89	Hou	W	27-0
10-18-70	Hou	L	3-7	12-3-89	Pitt	W	23-16
10-24-71	Pitt	L	16-23	12-31-89	Hou	L	26-23 OT (WC)
12-5-71	Hou	W	29-3	9-16-90	Pitt	L	9-20
10-15-72	Pitt	L	7-24	12-30-90	Hou	W	34-14
12-10-72	Hou	L	3-9	11-24-91	Pitt	L	14-26
9-30-73	Hou	L	7-36	12-8-91	Hou	W	31-6
12-9-73	Pitt	L	7-33	9-6-92	Hou	L	24-29
10-6-74	Hou	L	7-13	11-1-92	Pitt	L	20-21
12-1-74	Pitt	W	13-10	11-28-93	Hou	W	23-3
11-9-75	Pitt	L	17-24	12-19-93	Pitt	W	26-17
11-24-75	Hou	L	9-32	10-3-94	Pitt	L	14-30
11-21-76	Pitt	L	16-32	11-6-94	Hou	L	9-12 OT
12-11-76	Hou	L	0-21	9-10-95	Hou	L	17-34
10-9-77	Hou	W	27-10	12-3-95	Pitt	L	7-21
10-23-77	Pitt	L	10-27	9-29-96	Pitt	L	16-30
10-23-78	Pitt	W	24-17	10-20-96	Hou	W	23-13
12-3-78	Hou	L	3-13	9-28-97	Pitt	L	24-37
1-7-79	Pitt	L	5-34 (Champ)	12-21-97	Tenn	W	16-6
9-9-79	Pitt	L	7-38	11-1-98	Pitt	W	41-31
12-10-79	Hou	W	20-17	11-15-98	Tenn	W	23-14
1-6-80	Pitt	L	13-27 (Champ)	11-21-99	Tenn	W	16-10
9-7-80	Pitt	L	17-31	1-2-00	Pitt	W	47-36
12-4-80	Hou	W	6-0	9-24-00	Pitt	W	23-20
10-26-81	Pitt	L	13-26	11-5-00	Tenn	W	9-7
12-20-81	Hou	W	21-20	10-29-01	Pitt	L	7-34
11-21-82	Hou	L	10-24	11-25-01	Tenn	L	24-34
9-18-83	Hou	L	28-40	11-17-02	Tenn	W	31-23
10-2-83	Pitt	L	10-17	1-11-03	Tenn	W	34-31 OT (Div)
11-4-84	Pitt	L	7-35	9-28-03	Pitt	W	30-13
12-2-84	Hou	W	23-20 OT	9-11-05	Pitt	L	7-34
9-22-85	Pitt	L	0-20	12-21-08	Tenn	W	31-14
11-17-85	Hou	L	7-30	9-10-09	Pitt	L	10-13 OT
9-28-86	Hou	L	16-22 OT	9-19-10	Tenn	L	11-19
11-16-86	Pitt	L	10-21	10-9-11	Pitt	L	17-38
11-15-87	Pitt	W	23-3	10-11-12	Tenn	W	26-23
12-20-87	Hou	W	24-16	9-8-13	Pitt	W	16-9
10-16-88	Pitt	W	34-14	11-17-14	Tenn	L	24-27
12-4-88	Hou	L	34-37	11-16-17	Pitt	L	17-40



# TITANS-STEELERS: THE LAST MEETING

## Titans 17, Steelers 40

2017 Week 11 • Thursday, Nov. 16, 2017 • 8:25 p.m. ET • Heinz Field

### GAME RECAP

In Week 11 of the 2017 season, the Titans traveled to Pittsburgh to face the Steelers in a primetime Thursday Night Football showdown and lost by a score of 40-17.

The Pittsburgh offense took a quick 7-0 lead as Steelers QB **Ben Roethlisberger** led his team on a 75-yard scoring drive capped off by a 41-yard touchdown pass to Steelers WR **Antonio Brown**. Tennessee took the field for its first offensive possession, but on the third play of the drive QB **Marcus Mariota** threw a 26-yard interception to Steelers CB **Mike Hilton**. Pittsburgh capitalized on the Titans turnover and tacked on a 41-yard field goal to increase their lead, 10-0. The Tennessee offense took the field again, and with the help of third down conversion receptions by WRs **Rishard Matthews** and **Corey Davis**, Mariota was able to find the endzone as he rushed in a seven-yard touchdown to cut Pittsburgh's lead to 10-7.

In the second quarter, Tennessee drove down the field into Pittsburgh territory but was forced to settle for a field goal attempt. However, K **Ryan Succop's** kick was blocked by Steelers LB **T.J. Watt**. As Mariota threw his second interception, Pittsburgh was able to tack on two more field goals in the second quarter on back-to-back possessions to end the first half up, 16-7.

On the first play of the third quarter, Mariota hit Matthews for a 75-yard touchdown to cut Pittsburgh's lead to 16-14. The Steelers responded as Roethlisberger connected with Brown for the second time on a five-yard touchdown pass to get ahead, 23-14. On the Titans' following possession, TE **Delanie Walker** helped get Tennessee in Pittsburgh territory with a 42-yard reception on second-and five. Succop converted a 44-yard field goal as the Titans inched closer to Pittsburgh, 23-17.

On the first play of the fourth quarter, Roethlisberger capped a 12-play, 75-yard scoring drive with a one-yard touchdown pass to Steelers TE **Jesse James**. After a Titans punt, the Pittsburgh offense took the field again and Roethlisberger quickly connected with Brown for the third time in the contest, for a 10-yard touchdown reception as the Steelers increased the lead to 37-17. On the following Tennessee possession, Mariota

threw his third interception of the day as Steelers S **Robert Golden** picked the ball. The opportunistic Steelers capitalized on another Titans mistake and added another field goal to go up, 40-17. Tennessee was unable to engineer a comeback and fell to the Steelers in Pittsburgh by a final score of 40-17.

### SCORING

	1	2	3	4	Final
Tennessee	7	0	10	0	17
Pittsburgh	10	6	7	17	40

TEAM	SCORING PLAY	TIME
Steelers	A.Brown 41 yd. pass from B.Roethlisberger (C.Boswell kick)	1-12:25
Steelers	C.Boswell 41 yd. Field Goal	1-9:41
Titans	M.Mariota 7 yd. run (R.Succop kick)	1-3:05
Steelers	C.Boswell 28 yd. Field Goal	2-1:37
Steelers	C.Boswell 50 yd. Field Goal	2-0:18
Titans	R.Matthews 75 yd. pass from M.Mariota (R.Succop kick)	3-14:49
Steelers	A.Brown 5 yd. pass from B.Roethlisberger (C.Boswell kick)	3-10:01
Titans	R.Succop 44 yd. Field Goal	3-5:34
Steelers	J.James 1 yd. pass from B.Roethlisberger (C.Boswell kick)	4-14:56
Steelers	A.Brown 10 yd. pass from B.Roethlisberger (C.Boswell kick)	4-12:12
Steelers	C.Boswell 26 yd. Field Goal	4-5:21

**Missed FGs:** Succop, 48B  
**Attendance:** 60,703  
**Time of Game:** 3:17  
**Weather:** Cloudy, 40° F, wind W 11-17 mph  
**Referee:** Ronald Torbert

[CLICK TO WATCH HIGHLIGHTS](#)



TEAM STATISTICS

	Titans	Steelers
TOTAL FIRST DOWNS	17	25
THIRD DOWN EFFICIENCY	5-13-38%	4-12-33%
FOURTH DOWN EFFICIENCY	1-2-50%	0-1-0%
TOTAL NET YARDS	316	349
Plays - Avg.	60-5.3	69-5.1
NET YARDS RUSHING	52	65
Rushes - Avg.	21-2.5	21-3.1
NET YARDS PASSING	264	284
Sacks - Yards Lost	5-42	3-15
PASS ATT-COMP-INT	34-22-4	45-30-0
PUNTS - Avg.	3-47.3	3-50.7
PUNT RETURNS - Yards	1-10	2-23
KICKOFF RETURNS - Yards	5-103	1-21
INTERCEPTIONS - Yards	0-0	4-98
PENALTIES Number and Yards	9-65	7-61
FUMBLES - Lost	0-0	1-0
TOUCHDOWNS	2	4
EXTRA POINTS Made-Attempts	2-2	4-4
FIELD GOALS Made-Attempts	1-2	4-4
RED ZONE EFFICIENCY	1-2-50%	3-7-43%
GOAL TO GO EFFICIENCY	1-1-100%	2-3-67%
SAFETIES	0	0
GIVEAWAYS	4	0
TAKEAWAYS	0	4
TIME OF POSSESSION	28:20	31:40

### TITANS STARTERS

OFFENSE		DEFENSE	
WR 18	R.Matthews	DE 90	D.Jones
TE 82	D.Walker	DT 99	J.Casey
LT 77	T.Lewan	OLB 91	D.Morgan
LG 67	Q.Spain	ILB 59	W.Woodyard
C 60	B.Jones	ILB 54	A.Williamson
RG 64	J.Kline	OLB 98	B.Orakpo
RT 78	J.Conklin	CB 25	A.Jackson
WR 84	C.Davis	SS 37	J.Cyprien
QB 8	M.Mariota	FS 31	K.Byard
WR 13	T.Taylor	CB 26	L.Ryan
RB 29	D.Murray	CB 36	L.Sims

### STEELERS STARTERS

OFFENSE		DEFENSE	
WR 84	A.Brown	LDE 97	C.Heyward
LT 78	A.Villanueva	DB 31	M.Hilton
LG 73	R.Foster	RDE 91	S.Tuitt
C 53	M.Pouncey	LOLB 48	B.Dupree
RG 66	D.DeCastro	LILB 50	R.Shazier
RT 77	M.Gilbert	RILB 98	V.Williams
TE 81	J.James	ROLB 90	T.Watt
RB 26	L.Bell	LCB 24	C.Sensabaugh
WR 17	E.Rogers	FS 20	R.Golden
QB 7	B.Roethlisberger	SS 28	S.Davis
WR 19	J.Smith-Schuster	RCB 25	A.Burns

### TITANS INDIVIDUAL STATISTICS

Rushing	Att	Yds	Avg	Lg	TD
D.Henry	7	32	4.6	16	0
D.Murray	8	10	1.3	5	0
M.Mariota	5	5	1.0	7	1
A.Jackson	1	5	5.0	5	0
<b>Total</b>	<b>21</b>	<b>52</b>	<b>2.5</b>	<b>16</b>	<b>1</b>

Passing	Att	Cmp	Yds	TD	Lg	IN	Rt
M. Mariota	33	22	306	1	75	4	66.8
E. Decker	1	0	0	0	0	0	39.6
<b>Total</b>	<b>34</b>	<b>22</b>	<b>306</b>	<b>1</b>	<b>75</b>	<b>4</b>	<b>63.7</b>

Receiving	No	Yds	Avg	Lg	TD
D.Walker	6	92	15.3	42	0
R.Matthews	5	113	22.6	75	1
D.Murray	5	37	7.4	13	0
E.Decker	3	37	12.3	24	0
C.Davis	3	27	9.0	15	0
<b>Total</b>	<b>22</b>	<b>306</b>	<b>13.9</b>	<b>75</b>	<b>1</b>

Interceptions	No	Yds	Avg	Lg	TD
<b>Total</b>	<b>0</b>	<b>0</b>	<b>-</b>	<b>-</b>	<b>0</b>

**Leading Tacklers (Coaching Totals)**  
 A. Jackson 9-8-1; J. Cyprien 9-5-4; L. Ryan 7-5-2

**Sacks:** K. Klug 1; D. Morgan 1; E. Walden 1 **FF:** A. Jackson 1 **FR:** None

### STEELERS INDIVIDUAL STATISTICS

Rushing	Att	Yds	Avg	Lg	TD
L.Bell	12	46	3.8	7	0
J.Conner	5	12	2.4	5	0
B.Roethlisberger	1	10	10.0	10	0
L.Jones	3	-3	-1.0	-1	0
<b>Total</b>	<b>21</b>	<b>65</b>	<b>3.1</b>	<b>10</b>	<b>0</b>

Passing	Att	Cmp	Yds	TD	Lg	IN	Rt
B. Roethlisberger	45	30	299	4	41	0	0115.0
<b>Total</b>	<b>45</b>	<b>30</b>	<b>299</b>	<b>4</b>	<b>41</b>	<b>0</b>	<b>0115.0</b>

Receiving	No	Yds	Avg	Lg	TD
A.Brown	10	144	14.4	41	3
L.Bell	9	57	6.3	14	0
J.James	5	21	4.2	11	1
J.Smith-Schuster	4	47	11.8	18	0
M.Bryant	2	30	15.0	20	0
<b>Total</b>	<b>30</b>	<b>299</b>	<b>10.0</b>	<b>41</b>	<b>4</b>

Interceptions	No	Yds	Avg	Lg	TD
S. Davis	1	41	41.0	41	0
C. Sensabaugh	1	32	32.0	32	0
M. Hilton	1	26	26.0	26	0
R. Golden	1	-1	-1.0	-1	0
<b>Total</b>	<b>4</b>	<b>98</b>	<b>24.5</b>	<b>41</b>	<b>0</b>

**Leading Tacklers (Press Box Totals)**  
 R. Shazier 10-5-5; A. Burns 8-8-0; V. Williams 7-6-1

**Sacks:** C. Heyward 2; S. Tuitt 1; L. Walton 1; V. Williams 1 **FF:** None **FR:** None

GAME PREVIEW

TEAM NOTES

PLAYER NOTES

MEDIA

STATISTICS

ROSTERS

## 2020 TALE OF THE TAPE

OFFENSE	Pitt.	Tenn.	NFL/Avg
<b>GAMES (Won-Lost)</b>	3-0	3-0	---
<b>FIRST DOWNS</b>	63	72	66.5
Rushing	19	23	20.6
Passing	42	42	39.6
Penalty	2	7	6.3
<b>YDS GAINED (tot)</b>	1146	1175	1084.0
Avg per Game	382.0	391.7	369.0
<b>RUSHING (net)</b>	419	387	354.7
Avg per Game	139.7	129.0	120.7
Rushes	90	103	80.9
Yards per Rush	4.7	3.8	4.4
<b>PASSING (net)</b>	727	788	729.3
Avg per Game	242.3	262.7	248.3
Passes Att.	109	104	104.1
Completed	73	70	69.2
Pct Completed	67.0	67.3	66.4
Yards Gained	777	809	774.6
Sacked	5	3	6.8
Yards Lost	50	21	45.3
Had intercepted	1	1	2.3
Yards Opp Ret	37	16	29.1
Opp TDs on Int	0	0	0.2
<b>PUNTS</b>	13	10	10.4
Avg Yards	43.8	46.9	46.0
<b>PUNT RETURNS</b>	7	6	4.1
Avg Return	9.0	4.0	8.1
Returned for TD	0	0	0.0
<b>KICKOFF RETURNS</b>	6	6	5.1
Avg Return	28.0	17.2	22.5
Returned for TD	0	0	0.0
<b>PENALTIES</b>	15	13	17.3
Yards Penalized	124	112	153.2
<b>FUMBLES BY</b>	6	2	3.3
Fumbles Lost	2	0	1.5
Opp Fumbles	2	8	3.3
Opp Fum Lost	1	2	1.5
<b>POSS. TIME (avg)</b>	32:41	30:17	30:00
<b>TOUCHDOWNS</b>	9	8	8.6
Rushing	2	2	3.1
Passing	7	6	5.2
Returns	0	0	0.2
<b>EXTRA-PT KICKS</b>	7/8	5/7	93%
<b>2-PT CONVERSIONS</b>	1/1	0/1	45%
<b>FIELD GOALS/FGA</b>	5/5	9/12	5/6
<b>POINTS SCORED</b>	80	80	74.8
<b>DEFENSE</b>	Pitt.	Tenn.	NFL/Avg
<b>POINTS ALLOWED</b>	58	74	74.8
<b>OPP FIRST DOWNS</b>	56	71	66.5
Rushing	8	25	20.6
Passing	40	43	39.6
Penalty	8	3	6.3
<b>OPP YARDS GAINED</b>	870	1267	1084.0
Avg per Game	290.0	422.3	369.0
<b>OPP RUSHING (net)</b>	162	498	354.7
Avg per Game	54.0	166.0	120.7
Rushes	61	86	80.9
Yards per Rush	2.7	5.8	4.4
<b>OPP PASSING (net)</b>	708	769	729.3
Avg per Game	236.0	256.3	248.3
Passes Att.	107	105	104.1
Completed	64	68	69.2
Pct Completed	59.8	64.8	66.4
Sacked	15	4	6.8
Yards Lost	111	37	45.3
<b>INTERCEPTED BY</b>	4	4	2.3
Yards Returned	32	52	29.1
Returned for TD	0	0	0.2
<b>OPP PUNT RETURNS</b>	8	3	4.1
Avg return	8.9	5.3	8.1
<b>OPP KICKOFF RET</b>	6	3	5.1
Avg return	18.8	15.7	22.5
<b>OPP TOUCHDOWNS</b>	7	10	8.6
Rushing	1	3	3.1
Passing	6	7	5.2
Returns	0	0	0.2

## 2020 SCHEDULE & RESULTS



REGULAR SEASON			
Date	Opponent	W/L	Score
09/14	at Denver	W	16-14
09/20	Jacksonville	W	33-30
09/27	at Minnesota	W	31-30
10/04	Pittsburgh		
10/11	Buffalo		
10/18	Houston		
11/01	at Cincinnati		
11/08	Chicago		
11/12	Indianapolis		
11/22	at Baltimore		
11/29	at Indianapolis		
12/06	Cleveland		
12/13	at Jacksonville		
12/19-20	Detroit		
12/27	at Green Bay		
01/03	at Houston		

REGULAR SEASON			
Date	Opponent	W/L	Score
09/14	at N.Y. Giants	W	26-16
09/20	Denver	W	26-21
09/27	Houston	W	28-21
10/04	at Tennessee		
10/11	Philadelphia		
10/18	Cleveland		
10/25	at Baltimore		
11/08	at Dallas		
11/15	Cincinnati		
11/22	at Jacksonville		
11/26	Baltimore		
12/06	Washington		
12/13	at Buffalo		
12/21	at Cincinnati		
12/27	Indianapolis		
01/03	at Cleveland		

## 2020 REGULAR SEASON INDIVIDUAL LEADERS

Passing	Att	Cmp	Yds	Pct	Y/Att	TD	Int	Lg	Sack/Lost	Rtg
<b>Titans</b>	R. Tannehill	104	70	809	67.3	7.8	6	1	63	3/21 105.8
<b>Steelers</b>	B. Roethlisberger	109	73	777	67.0	7.1	7	1	84t	5/50 105.2

Rushing	No.	Yds	Avg	Long	TD	
<b>Titans</b>	D. Henry	82	319	3.9	16	2
	R. Tannehill	11	35	3.2	11	0
<b>Steelers</b>	J. Conner	40	224	5.6	59	2
	B. Snell	29	129	4.4	30	0

Receiving	No.	Yds	Avg	Long	TD	
<b>Titans</b>	C. Davis	15	206	13.7	38	1
	A. Humphries	15	136	9.1	23	1
	J. Smith	13	181	13.9	63	3
	A. Firkser	6	50	8.3	16	0
<b>Steelers</b>	J. Smith-Schuster	17	160	9.4	26t	3
	D. Johnson	14	149	10.6	28t	1
	J. Washington	10	92	9.2	21	1
	E. Ebron	9	113	12.6	21	1

Interceptions	No.	Yds	Avg	Long	TD
<b>Titans</b>	(Four tied with 1)				
<b>Steelers</b>	(Four tied with 1)				

Punting	No.	Yds	Avg	Net	TB	In	Lg	B	
<b>Titans</b>	B. Kern	10	469	46.9	43.3	1	6	66	0
<b>Steelers</b>	D. Colquitt	13	569	43.8	36.8	1	4	59	0

Punt Returns	No.	FC	Yds	Avg	Lg	TD	
<b>Titans</b>	K. Raymond	6	2	24	4.0	11	0
<b>Steelers</b>	D. Johnson	5	2	38	7.6	18	0

Kickoff Returns	No.	Yds	Avg	Lg	TD	
<b>Titans</b>	K. Raymond	5	101	20.2	30	0
<b>Steelers</b>	R. McCloud	5	144	28.8	49	0

Scoring/Kickers	PAT	FG	Pts	
<b>Titans</b>	S. Gostkowski	5/7	9/12	32
<b>Steelers</b>	C. Boswell	7/8	5/5	22

Sacks	Tot
<b>Titans</b>	(Four tied with 1.0)
<b>Steelers</b>	T. Watt 3.5

Tackles	Tot	Solo	Asst	
<b>Titans</b>	K. Vaccaro	23	18	5
<b>Steelers</b>	M. Hilton	20	18	2

GAME PREVIEW

TEAM NOTES

PLAYER NOTES

MEDIA

STATISTICS

ROSTERS

## 2020 INDIVIDUAL NFL RANKINGS

(qualifiers only, where applicable)

Category	Team	Player	Stat	NFL Rank
<b>Passer Rating</b>	<b>Titans</b>	<b>Ryan Tannehill</b>	<b>105.8</b>	<b>10</b>
	Steelers	Ben Roethlisberger	105.2	11
<b>Passing Yards</b>	<b>Titans</b>	<b>Ryan Tannehill</b>	<b>809</b>	<b>10</b>
	Steelers	Ben Roethlisberger	777	16
<b>Passing TDs</b>	<b>Titans</b>	<b>Ryan Tannehill</b>	<b>6</b>	<b>t-6</b>
	Steelers	Ben Roethlisberger	7	t-4
<b>Rushing Yards</b>	<b>Titans</b>	<b>Derrick Henry</b>	<b>319</b>	<b>1</b>
	Steelers	James Conner	224	7
<b>Rushing Average</b>	<b>Titans</b>	<b>Derrick Henry</b>	<b>3.9</b>	<b>t-35</b>
	Steelers	James Conner	5.6	10
<b>Rushing TDs</b>	<b>Titans</b>	<b>Derrick Henry</b>	<b>2</b>	<b>t-11</b>
	Steelers	James Conner	2	t-11
<b>Receptions</b>	<b>Titans</b>	<b>(two tied)</b>	<b>15</b>	<b>t-21</b>
	Steelers	JuJu Smith-Schuster	17	t-13
<b>Receiving Yards</b>	<b>Titans</b>	<b>Corey Davis</b>	<b>206</b>	<b>t-21</b>
	Steelers	JuJu Smith-Schuster	160	41
<b>Receiving TDs</b>	<b>Titans</b>	<b>Jonnu Smith</b>	<b>3</b>	<b>t-4</b>
	Steelers	JuJu Smith-Schuster	3	t-4
<b>Sacks</b>	<b>Titans</b>	<b>(four tied)</b>	<b>1.0</b>	<b>t-62</b>
	Steelers	T.J. Watt	3.5	t-2
<b>Interceptions</b>	<b>Titans</b>	<b>(four tied)</b>	<b>1</b>	<b>t-5</b>
	Steelers	(four tied)	1	t-5

## NOTABLE PERFORMANCES VS. THE STEELERS

### CB MALCOLM BUTLER

➤ On 10/23/16 at Pittsburgh, Butler totaled six tackles and picked off one pass in the end zone during his second Pro Bowl season with the New England Patriots.

### K STEPHEN GOSTKOWSKI

➤ On 1/22/17 against Pittsburgh in the AFC Championship, Gostkowski converted all three field goal tries, including a long of 47, and made three of four extra point kicks as a member of the New England Patriots.

➤ On 9/9/19 against Pittsburgh, Gostkowski successfully kicked all four field goal attempts and made all three extra point tries while with the Patriots.

### CB ADOREE' JACKSON

➤ On 11/16/17 at Pittsburgh on Thursday Night Football, rookie Jackson returned a career-high five kicks for a then-career-best 103 yards. He added nine tackles and one forced fumble on defense.

### CB JOHNATHAN JOSEPH

➤ In 11 career games against Pittsburgh, Joseph has tallied 52 tackles, two interceptions and two forced fumbles.

➤ On 12/2/07 at Pittsburgh, Joseph posted seven tackles and one interception as a member of the Cincinnati Bengals.

➤ On 9/27/09 against Pittsburgh, Joseph recorded seven tackles and a 30-yard pick-six while with the Bengals.

### QB RYAN TANNEHILL

➤ On 12/8/13 at Pittsburgh, Tannehill completed 20 of 33 passes for 200 yards and three touchdowns with one interception for a 95.5 passer rating as a member of the Miami Dolphins. He also rushed for a career-high 56 yards on three carries, including a career-best 48-yard run.

### S KENNY VACCARO

➤ On 11/30/14 at Pittsburgh, Vaccaro totaled six tackles and one interception while with the New Orleans Saints.

## LAST WEEK'S STARTERS

Titans vs. Vikings | Steelers vs. Texans

TITANS OFFENSE			STEELERS DEFENSE		
WR	84	Corey Davis	DT	97	Cameron Heyward
TE	81	Jonnu Smith	DE	91	Stephon Tuitt
LT	77	Taylor Lewan	LOLB	90	T.J. Watt
LG	76	Rodger Saffold III	LILB	55	Devin Bush
C	60	Ben Jones	RILB	98	Vince Williams
RG	64	Nate Davis	ROLB	48	Bud Dupree
RT	71	Dennis Kelly	LCB	23	Joe Haden
WR	10	Adam Humphries	CB	28	Mike Hilton
WR	13	Cameron Batson	FS	39	Minkah Fitzpatrick
QB	17	Ryan Tannehill	SS	34	Terrell Edmunds
RB	22	Derrick Henry	RCB	22	Steven Nelson
TITANS DEFENSE			STEELERS OFFENSE		
DE	94	Jack Crawford	WR	18	Diontae Johnson
NT	90	DaQuan Jones	LT	78	Alejandro Villanueva
DT	98	Jeffery Simmons	LG	71	Matt Feiler
OLB	99	Jadeveon Clowney	C	53	Maurkice Pouncey
ILB	55	Jayon Brown	RG	66	David DeCastro
ILB	54	Rashaan Evans	RT	76	Chukwuma Okorafor
OLB	58	Harold Landry III	TE	85	Eric Ebron
CB	33	Johnathan Joseph	RB	30	James Conner
SS	24	Kenny Vaccaro	TE	89	Vance McDonald
FS	31	Kevin Byard	QB	7	Ben Roethlisberger
CB	21	Malcolm Butler	WR	19	JuJu Smith-Schuster

## THIS WEEK'S NFL SCHEDULE

All Times Central

### Thursday, October 1

Denver at New York Jets (NFLN) 7:20

### Sunday, October 4

Arizona at Carolina (FOX) 12:00  
 Indianapolis at Chicago (CBS) 12:00  
 Jacksonville at Cincinnati (CBS) 12:00  
 Cleveland at Dallas (FOX) 12:00  
 New Orleans at Detroit (FOX) 12:00  
 Minnesota at Houston (FOX) 12:00  
 Seattle at Miami (FOX) 12:00  
 L.A. Chargers at Tampa Bay (CBS) 12:00  
 Pittsburgh at Tennessee (CBS) 12:00  
 Baltimore at Washington (CBS) 12:00  
 New York Giants at Los Angeles Rams (FOX) 3:05  
 New England at Kansas City (CBS) 3:25  
 Buffalo at Las Vegas (CBS) 3:25  
 Philadelphia at San Francisco (NBC) 7:20

### Monday, October 5

Atlanta at Green Bay (ESPN) 7:15

GAME PREVIEW

TEAM NOTES

PLAYER NOTES

MEDIA

STATISTICS

ROSTERS



## WHERE THE TEAMS RANK IN 2020

### 2020 OFFENSIVE STATISTICS AND NFL RANKING

OFFENSIVE CATEGORY	TITANS STAT (RANK)	STEELERS STAT (RANK)
Yards / Game	391.7 (11)	382.0 (14)
Yards / Play	5.60 (21)	5.62 (20)
Rushing Yards / Game	129.0 (13)	139.7 (10)
Rushing Yards / Play	3.76 (27)	4.66 (11)
Passing Yards / Game	262.7 (10)	242.3 (17)
Passing Yards / Play	7.58 (12)	6.67 (21)
Interception Rate	0.96% (9)	0.92% (7)
Sacks / Pass Attempt	2.88% (4)	4.59% (9t)
First Downs / Game	24.0 (11t)	21.0 (23)
Punt Return Avg	4.0 (23t)	9.0 (15)
Kickoff Return Avg	17.2 (28)	28.0 (7)
Field Goals Made	75.00% (22t)	100.00% (1t)
3rd Down Pct	42.50% (18t)	40.00% (20t)
4th Down Pct	100.00% (1t)	80.00% (12)
Red Zone Pct	72.73% (7t)	50.00% (25t)
Goal to Go%	100.00% (1t)	40.00% (29t)
Avg Time of Possession	30:17 (16)	32:41 (7)
Points / Game	26.7 (15t)	26.7 (15t)
Turnover Ratio	+5 (1)	+2 (9t)

### 2020 DEFENSIVE STATISTICS AND NFL RANKING

DEFENSIVE CATEGORY	TITANS STAT (RANK)	STEELERS STAT (RANK)
Yards / Game	422.3 (29)	290.0 (2)
Yards / Play	6.50 (30)	4.75 (3)
Rushing Yards / Game	166.0 (29)	54.0 (1)
Rushing Yards / Play	5.79 (32)	2.66 (1)
Passing Yards / Game	256.3 (23)	236.0 (12)
Passing Yards / Play	7.32 (22)	6.62 (13)
Interception Rate	3.81% (3)	3.74% (4)
Sacks / Pass Attempt	3.81% (25)	14.02% (1)
First Downs / Game	23.7 (18t)	18.7 (3t)
Punt Return Avg	5.3 (9)	8.9 (19)
Kickoff Return Avg	15.7 (5t)	18.8 (11)
3rd Down Pct	51.52% (30)	42.86% (15)
4th Down Pct	33.33% (10t)	33.33% (10t)
Red Zone Pct	80.00% (29)	44.44% (4)
Goal to Go%	75.00% (13t)	50.00% (3t)
Points / Game	24.7 (14t)	19.3 (5)
Point Differential / Game	2.0 (14)	7.3 (7)
Yard Differential / Game	-30.7 (20)	92.0 (3)

## STEELERS HEAD COACH MIKE TOMLIN

### MIKE TOMLIN AT A GLANCE

- Regular season record: 136-74-1
- Postseason record: 8-7
- Overall record: 144-81-1
- vs. Titans: 5-3
- on the road vs. Titans: 2-2
- at home vs. Titans: 3-1
- vs. Mike Vrabel: 0-0
- Year as Steelers head coach: 14
- Year as NFL head coach: 14



#### Mike Tomlin's Assistant Coaching Staff:

Keith Butler	Defensive Coordinator
Randy Fichtner	Offensive Coordinator
Danny Smith	Special Teams Coordinator
Teryl Austin	Senior Defensive Assistant/Secondary
Tom Bradley	Defensive Backs
Matt Canada	Quarterbacks
James Daniel	Tight Ends
Karl Dunbar	Defensive Line
Eddie Faulkner	Running Backs
Garrett Giemont	Conditioning Coordinator
Ike Hilliard	Wide Receivers
Adrian Klemm	Assistant Offensive Line
Denzel Martin	Assistant Outside Linebackers
John Mitchell	Assistant Head Coach
Jerry Olsavsky	Inside Linebackers
Shaun Sarrett	Offensive Line
Blaine Stewart	Assistant Wide Receivers
Matt Symmes	Coaching Assistant

Mike Tomlin was named the 16th head coach in Pittsburgh Steelers history on Jan. 22, 2007. Hired at the age of 34, Tomlin became only the third head coach hired by the Steelers since 1969.

Through his first 13 seasons, Tomlin set a number of team and league records. He reached 100 career wins in the fewest games (157) in team history, became the eighth head coach in NFL history to reach 100 regular-season wins in their first 10 seasons, and reached 125 career wins in the fewest games (192) in team history, tying him with **Bud Grant** for the fifth-fewest games by an NFL head coach to secure 125 regular season wins. Tomlin is the third head coach in NFL history with 133 or more regular-season wins in their first 13 seasons as a head coach, joining **Tony Dungy** (139) and **Don Shula** (138).

Tomlin also became the youngest head coach in NFL history to both coach in and win a Super Bowl when he led the Steelers to a 27-23 victory over the Arizona Cardinals in Super Bowl XLIII. By winning the Super Bowl in only his second season as a head coach, he also became the fastest to win a Super Bowl title in Steelers history.

In the last 13 years as head coach of the Steelers, Tomlin has led Pittsburgh to six AFC North titles and has guided the Steelers to the playoffs eight times, including two trips to the Super Bowl (XLIII and XLV).

Tomlin was the NFL's second-youngest head coach in 2007, and he became only the second Steelers' coach in team history to win at least 10 games during his first year at the helm. The Steelers posted a 7-1 record at home in 2007 and were 5-1 in the AFC North (3-0 at home).

Prior to becoming the Steelers head coach, Tomlin spent the 2006 season as the Minnesota Vikings' defensive coordinator. That season, the Vikings ranked eighth in the NFL in total defense and first against the run while not allowing a 100-yard rusher the entire season.

Tomlin was the defensive backs coach with the Tampa Bay Buccaneers from 2001-05. Before joining Tampa Bay's staff, Tomlin served two seasons as the defensive backs coach at the University of Cincinnati (1999-2000). Under Tomlin's direction in 2000, the Bearcats ranked eighth in the nation in interceptions as well as fourth nationally in total turnovers.

Prior to joining the Cincinnati staff, Tomlin had a short stint on the coaching staff at Tennessee-Martin and then spent two seasons at Arkansas State, coaching wide receivers in 1997 before switching to defensive backs in 1998. Tomlin spent the 1996 season as a graduate assistant at the University of Memphis. He began his coaching career in 1995 as wide receivers coach at Virginia Military Institute.

Tomlin was a three-year starter at wide receiver at William & Mary (1990-94) and finished his career with 101 receptions for 2,054 yards and 20 touchdown catches.

## TITANS-STEELERS CONNECTIONS

### FORMER TITANS

- Steelers linebacker **Robert Spillane** originally signed with the Titans as a rookie free agent following the 2018 NFL Draft. He appeared in two contests for Tennessee in 2018.

### FORMER STEELERS

- Titans head coach **Mike Vrabel** played for the Steelers for four seasons. He was selected by Pittsburgh in the third round of the 1997 NFL Draft and went on to play in 51 games for the Steelers.
- Titans inside linebackers coach **Jim Haslett** served as the Steelers defensive coordinator while head coach **Mike Vrabel** played for Pittsburgh. The duo was together with the Steelers from 1997 through 1999.

### STEELERS WITH TENNESSEE CONNECTIONS

- Pittsburgh Steelers head coach **Mike Tomlin** was a graduate assistant at the University of Memphis in 1996 and served as an assistant coach at Tennessee-Martin for **Jim Marshall** during the 1997 season.
- Steelers defensive coordinator **Keith Butler** played inside linebacker at the University of Memphis (1974-77), finishing his collegiate career with 384 tackles (226 solo), seven interceptions and one fumble recovery. The defensive captain was the franchise's all-time leading tackler when he retired. Butler was inducted into Memphis' M Club Hall of Fame in 1989. Butler returned to his alma mater as the linebackers coach from 1990-97 then added defensive ends and special teams duties for three more seasons in Memphis (1995-97).
- Steelers offensive coordinator **Randy Fichtner** coached at the University of Memphis from 1990-93 and then again from 2001-06. Fichtner's wife, Jennifer, is from Covington, Tenn.
- Steelers cornerback **Cameron Sutton** played four seasons at the University of Tennessee (2013-2016). He started all 45 games that he played in, totaling 127 tackles (110 solo). Sutton finished his career as Tennessee's all-time leader in passes defended with 37 (30 pass breakups, seven interceptions).
- Steelers senior assistant of college scouting **Rick Reiprish** served as the quarterbacks and running backs coach at East Tennessee State in 1977.

### TITANS WITH PITTSBURGH AREA/PENNSYLVANIA CONNECTIONS

- Titans safeties coach **Scott Booker** is from Pittsburgh, Pa., and was a four-year letterwinner for the Kent State Golden Flashes (1999-2002). Booker was named to the MAC all-academic team in 2001. He earned his bachelor's in business administration from Kent State in 2003, and his master's in sport studies in 2006 while serving as a graduate assistant from 2003-04.
- Titans offensive line coach **Keith Carter** is from Downingtown, Pa.
- Titans running backs coach **Tony Dews** served as the offensive line coach at the California University of Pennsylvania (2002) and as the tight ends coach and recruiting coordinator at the University of Pittsburgh (2011).
- Titans defensive lineman **DaQuan Jones** attended Penn State (2010-2013), where he started 23 of 46 games, with all of his starting assignments coming during his last two seasons. Jones finished his career with 92 tackles, adding 4.5 sacks, 15.5 stops for losses, two fumble recoveries and one pass defended.
- Titans strength and conditioning assistant **Brian Bell** served as Penn State's assistant strength and conditioning coach from 2012-2013.
- Titans inside linebackers coach **Jim Haslett** is a Pittsburgh native and was a four-time Little All-America defensive player as a linebacker and defensive end at Indiana (Pa.) University (1975-78). Haslett was inducted into IUPUI's Athletic Hall of Fame in 1996. He spent 2015 as a consultant to the Penn State University football program and served as the Steelers defensive coordinator from 1997-99.
- Titans secondary coach **Anthony Midget** spent the 2013 season at Penn State where he held the role of safeties coach.
- Titans defensive lineman **Jack Crawford** attended Penn State (2008-11), where he played for four years and saw action in 49 games with 33 starts, tallying 89 tackles, 14 sacks, 26.5 stops for loss, 11 passes defended, three fumble recoveries and a forced fumble.

### COACHING CONNECTIONS

- Titans head coach **Mike Vrabel** played for the Steelers (1997-2000) while current Steelers assistant head coach **John Mitchell** was the defensive line coach (1994-2006).
- Titans head coach **Mike Vrabel** and Steelers inside linebackers coach **Jerry Olsavsky** were both linebackers for the Steelers during the 1997 season.
- Titans offensive coordinator **Arthur Smith** and Steelers special teams coordinator **Danny Smith** were on the Washington Football Team coaching staff together from 2007-08, during which time Titans strength and conditioning assistant **Brian Bell** was on the practice squad.
- Titans safeties coach **Scott Booker**, strength and conditioning assistant **Brian Bell** and Steelers offensive line coach **Shaun Sarrett** played together at Kent State in 2002.
- Titans assistant offensive line coach **Mike Sullivan** and Steelers defensive coordinator **Keith Butler** were on the Cleveland Browns coaching staff together from 2001-02.
- Titans defensive line coach **Terrell Williams** and Steelers inside linebackers coach **Jerry Olsavsky** served in similar roles at Youngstown State in 2003.

### COACH-PLAYER CONNECTIONS

- Titans special teams coach **Craig Aukerman** with Steelers defensive end **Tyson Alualu** at the Jacksonville Jaguars ... Titans special teams coach **Craig Aukerman** with Steelers quarterback **Ben Roethlisberger** at Miami (Ohio) ... Titans offensive assistant **Luke Steckel** and Steelers cornerback **Joe Haden** at the Cleveland Browns ... Titans offensive assistant **Mike Sullivan** with Steelers cornerback **Joe Haden** at the Cleveland Browns ... Titans defensive end **Matt Dickerson** and Steelers defensive backs coach **Tom Bradley** at UCLA ... Titans defensive lineman **DaQuan Jones** and Steelers defensive backs coach **Tom Bradley** at Penn State ... Titans linebacker **Rashaan Evans** and Steelers defensive line coach **Karl Dunbar** at the University of Alabama.

### NOTABLE PRO TEAMMATES

- Titans quarterback **Ryan Tannehill** with Steelers safety **Minkah Fitzpatrick** at the Miami Dolphins ... Titans outside linebacker **Vic Beasley Jr.** with Steelers center **J.C. Hassenauer** at the Atlanta Falcons ... Titans outside linebacker **Jadeveon Clowney** with Steelers kicker **Chris Boswell** and tackle **Matt Feiler** at the Houston Texans.

### NOTABLE COLLEGE TEAMMATES

- Titans linebacker **Rashaan Evans** with Steelers defensive end **Isaiah Buggs**, safety **Minkah Fitzpatrick**, and center **J.C. Hassenauer** at Alabama ... Titans running back **Derrick Henry** with Steelers safety **Minkah Fitzpatrick** at Alabama ... Titans offensive lineman **Nate Davis** with Steelers linebacker **Alex Highsmith** at Charlotte ... Titans tackle **Taylor Lewan** with Steelers nose tackle **Chris Wormley** at Michigan ... Titans defensive back **Joshua Kalu** with Steelers defensive tackle **Carlos Davis** at Nebraska ... Titans defensive linemen **Jack Crawford** and **DaQuan Jones** with Steelers offensive lineman **Stefen Wisniewski** (IR) at Penn State ... Titans punter **Brett Kern** and quarterback **Logan Woodside** with Steelers linebacker **Olasunkanmi Adeniyi** at Toledo ... Titans quarterback **Logan Woodside** with Steelers linebacker **Olasunkanmi Adeniyi** and wide receiver **Dionte Johnson** at Toledo ... Titans cornerback **Tye Smith** with Steelers safety **Jordan Dangerfield** at Towson ... Titans wide receiver **Corey Davis** with Steelers offensive lineman **Chukwuma Okorafor** and linebacker **Robert Spillane** at Western Michigan ... Titans cornerback **Adoree' Jackson** (IR) with Steelers wide receiver **JuJu Smith-Schuster** at Southern California.



# CAREER GAME-BY-GAME STATS VS. THE STEELERS: TITANS OFFENSE

## QUARTERBACKS

### Ryan Tannehill (Passing)

Date	Opp	W-L	G/S	Att	Cmp	Pct	Yds	Yd/A	TD	TD%	Int	Int%	Lg	Sk	Lst	Rate
12/8/13	@ Pit	W	QB	33	20	60.6	200	6.1	3	9.1	1	3.0	40	2	14	95.5
10/16/16	Pit	W	QB	32	24	75.0	252	7.9	0	0.0	0	0.0	53	0	0	97.4
<b>Totals</b>		<b>2-0</b>	<b>2/2</b>	<b>65</b>	<b>44</b>	<b>67.7</b>	<b>452</b>	<b>7.0</b>	<b>3</b>	<b>4.6</b>	<b>1</b>	<b>1.5</b>	<b>53</b>	<b>2</b>	<b>14</b>	<b>96.4</b>

### Ryan Tannehill (Rushing)

Date	Opp	W-L	G/S	Att	Yds	Avg	Lg	TD
12/8/13	@ Pit	W	QB	3	56	18.7	48	0
10/16/16	Pit	W	QB	2	3	1.5	4	0
<b>Totals</b>		<b>2-0</b>	<b>2/2</b>	<b>5</b>	<b>59</b>	<b>11.8</b>	<b>48</b>	<b>0</b>

### Logan Woodside

Date	Opp	W-L	G/S	Att	Cmp	Pct	Yds	Yd/A	TD	TD%	Int	Int%	Lg	Sk	Lst	Rate
None																
<b>Totals</b>		<b>0-0</b>	<b>0/0</b>	<b>0</b>	<b>0</b>	<b>-</b>	<b>0</b>	<b>-</b>	<b>0</b>	<b>-</b>	<b>0</b>	<b>-</b>	<b>-</b>	<b>0</b>	<b>0</b>	<b>-</b>

## RUNNING BACKS

### Khari Blasingame (FB)

Date	Opp	W-L	G/S	Rushing					Receiving							
				Att	Yds	Avg	Lg	TD	Rec	Yds	Avg	Lg	TD			
None																
<b>Totals</b>		<b>0-0</b>	<b>0/0</b>	<b>0</b>	<b>0</b>	<b>-</b>	<b>-</b>	<b>0</b>	<b>0</b>	<b>0</b>	<b>-</b>	<b>-</b>	<b>0</b>			

### Darrynton Evans

Date	Opp	W-L	G/S	Rushing					Receiving							
				Att	Yds	Avg	Lg	TD	Rec	Yds	Avg	Lg	TD			
None																
<b>Totals</b>		<b>0-0</b>	<b>0/0</b>	<b>0</b>	<b>0</b>	<b>-</b>	<b>-</b>	<b>0</b>	<b>0</b>	<b>0</b>	<b>-</b>	<b>-</b>	<b>0</b>			

### Derrick Henry

Date	Opp	W-L	G/S	Rushing					Receiving				
				Att	Yds	Avg	Lg	TD	Rec	Yds	Avg	Lg	TD
11/16/17	@ Pit	L		7	32	4.6	16	0	0	0	-	-	0
<b>Totals</b>		<b>0-1</b>	<b>1/1</b>	<b>7</b>	<b>32</b>	<b>4.6</b>	<b>16</b>	<b>0</b>	<b>0</b>	<b>0</b>	<b>-</b>	<b>-</b>	<b>0</b>

### Jeremy McNichols

Date	Opp	W-L	G/S	Rushing					Receiving							
				Att	Yds	Avg	Lg	TD	Rec	Yds	Avg	Lg	TD			
None																
<b>Totals</b>		<b>0-0</b>	<b>0/0</b>	<b>0</b>	<b>0</b>	<b>-</b>	<b>-</b>	<b>0</b>	<b>0</b>	<b>0</b>	<b>-</b>	<b>-</b>	<b>0</b>			

## WIDE RECEIVERS

### A.J. Brown

Date	Opp	W-L	G/S	Rec	Yds	Avg	Lg	TD
None								
<b>Totals</b>		<b>0-0</b>	<b>0/0</b>	<b>0</b>	<b>0</b>	<b>-</b>	<b>-</b>	<b>0</b>

### Corey Davis

Date	Opp	W-L	G/S	Rec	Yds	Avg	Lg	TD
11/16/17	@ Pit	L	WR	3	27	9.0	15	0
<b>Totals</b>		<b>0-1</b>	<b>1/1</b>	<b>3</b>	<b>27</b>	<b>9.0</b>	<b>15</b>	<b>0</b>

### Adam Humphries

Date	Opp	W-L	G/S	Rec	Yds	Avg	Lg	TD
9/24/18	Pit	L		3	30	10.0	16	0
<b>Totals</b>		<b>0-1</b>	<b>1/1</b>	<b>3</b>	<b>30</b>	<b>10.0</b>	<b>16</b>	<b>0</b>

### Kalif Raymond

Date	Opp	W-L	G/S	Rec	Yds	Avg	Lg	TD
None								
<b>Totals</b>		<b>0-0</b>	<b>0/0</b>	<b>0</b>	<b>0</b>	<b>-</b>	<b>-</b>	<b>0</b>

### Nick Westbrook-Ikhine

Date	Opp	W-L	G/S	Rec	Yds	Avg	Lg	TD
None								
<b>Totals</b>		<b>0-0</b>	<b>0/0</b>	<b>0</b>	<b>0</b>	<b>-</b>	<b>-</b>	<b>0</b>

## TIGHT ENDS

### Anthony Firkser

Date	Opp	W-L	G/S	Rec	Yds	Avg	Lg	TD
None								
<b>Totals</b>		<b>0-0</b>	<b>0/0</b>	<b>0</b>	<b>0</b>	<b>-</b>	<b>-</b>	<b>0</b>

### MyCole Pruitt

Date	Opp	W-L	G/S	Rec	Yds	Avg	Lg	TD
None								
<b>Totals</b>		<b>0-0</b>	<b>0/0</b>	<b>0</b>	<b>0</b>	<b>-</b>	<b>-</b>	<b>0</b>

### Jonnu Smith

Date	Opp	W-L	G/S	Rec	Yds	Avg	Lg	TD
11/16/17	@ Pit	L		0	0	-	-	0
<b>Totals</b>		<b>0-1</b>	<b>1/1</b>	<b>0</b>	<b>0</b>	<b>-</b>	<b>-</b>	<b>0</b>

### Geoff Swaim

Date	Opp	W-L	G/S	Rec	Yds	Avg	Lg	TD
11/13/16	@ Pit	W	TE	0	0	-	-	0
<b>Totals</b>		<b>1-0</b>	<b>1/1</b>	<b>0</b>	<b>0</b>	<b>-</b>	<b>-</b>	<b>0</b>

## CAREER GAME-BY-GAME STATS VS. THE STEELERS: TITANS SPECIALISTS

### KICKERS

#### Stephen Gostkowski

Date	Opp	W-L	FGM	FGA	Pct	XPM	XPA	1-19	20-29	30-39	40-49	50+	Lg	KO	TB
12/9/07	Pit	W	2	3	66.7	4	4	0-0	1-1	0-0	1-2	0-0	42	7	0
11/30/08	Pit	L	1	2	50.0	1	1	0-0	1-2	0-0	0-0	0-0	29	3	0
10/30/11	@ Pit	L	1	2	50.0	2	2	0-0	0-0	0-0	1-2	0-0	46	5	0
11/3/13	Pit	W	2	2	100.0	7	7	0-0	1-1	1-1	0-0	0-0	32	10	4
9/10/15	Pit	W	0	0	-	4	4	0-0	0-0	0-0	0-0	0-0	0	5	4
10/23/16	@ Pit	W	0	0	-	3	4	0-0	0-0	0-0	0-0	0-0	0	5	2
12/17/17	@ Pit	W	2	2	100.0	1	2	0-0	0-0	1-1	1-1	0-0	46	6	1
12/16/18	@ Pit	L	1	1	100.0	1	1	0-0	0-0	1-1	0-0	0-0	33	3	2
9/8/19	Pit	W	4	4	100.0	3	3	0-0	1-1	2-2	1-1	0-0	41	8	6
<b>Totals</b>		<b>6-3</b>	<b>13</b>	<b>16</b>	<b>81.3</b>	<b>26</b>	<b>28</b>	<b>0-0</b>	<b>4-5</b>	<b>5-5</b>	<b>4-6</b>	<b>0-0</b>	<b>46</b>	<b>52</b>	<b>19</b>
<b>Playoffs</b>															
1/22/17	Pit	W	3	3	100.0	3	4	0-0	1-1	1-1	1-1	0-0	47	8	5
<b>Playoff Totals</b>		<b>1-0</b>	<b>3</b>	<b>3</b>	<b>100.0</b>	<b>3</b>	<b>4</b>	<b>0-0</b>	<b>1-1</b>	<b>1-1</b>	<b>1-1</b>	<b>0-0</b>	<b>47</b>	<b>8</b>	<b>5</b>

### PUNTERS

#### Brett Kern

Date	Opp	W-L	Num	Blk	Yds	Avg	Lg	TB	In20	NetAvg
9/19/10	Pit	L	5	0	244	48.8	57	0	1	42.2
10/9/11	@ Pit	L	4	0	169	42.3	44	0	1	42.3
10/11/12	Pit	W	5	0	261	52.2	61	1	2	44.8
9/8/13	@ Pit	W	5	0	208	41.6	55	0	4	41.4
11/17/14	Pit	L	4	0	141	35.3	51	0	2	31.8
11/16/17	@ Pit	L	3	0	142	47.3	54	0	0	39.7
<b>Totals</b>		<b>2-4</b>	<b>26</b>	<b>0</b>	<b>1165</b>	<b>44.8</b>	<b>61</b>	<b>1</b>	<b>10</b>	<b>40.7</b>

### RETURNERS

#### Darrynton Evans

Date	Opp	W-L	PR	FC	Yds	Avg	Lg	TD	KR	Yds	Avg	Lg	TD
None													
<b>Totals</b>		<b>0-0</b>	<b>0</b>	<b>0</b>	<b>0</b>	<b>-</b>	<b>-</b>	<b>0</b>	<b>0</b>	<b>0</b>	<b>-</b>	<b>-</b>	<b>0</b>

#### Adam Humphries

Date	Opp	W-L	PR	FC	Yds	Avg	Lg	TD	KR	Yds	Avg	Lg	TD
9/24/18	Pit	L	0	0	0	-	-	0	0	0	-	-	0
<b>Totals</b>		<b>0-1</b>	<b>0</b>	<b>0</b>	<b>0</b>	<b>-</b>	<b>-</b>	<b>0</b>	<b>0</b>	<b>0</b>	<b>-</b>	<b>-</b>	<b>0</b>

#### Kalif Raymond

Date	Opp	W-L	PR	FC	Yds	Avg	Lg	TD	KR	Yds	Avg	Lg	TD
None													
<b>Totals</b>		<b>0-0</b>	<b>0</b>	<b>0</b>	<b>0</b>	<b>-</b>	<b>-</b>	<b>0</b>	<b>0</b>	<b>0</b>	<b>-</b>	<b>-</b>	<b>0</b>

## CAREER GAME-BY-GAME STATS VS. THE STEELERS: TITANS DEFENSE

#### Vic Beasley Jr. (OLB)

Date	Opp	W-L	G/S	Tackle	Sack	Int	FF	FR
10/7/18	@ Pit	L		0	0.0	0	0	0
<b>Totals</b>		<b>0-1</b>	<b>1/0</b>	<b>0</b>	<b>0.0</b>	<b>0</b>	<b>0</b>	<b>0</b>

#### Jayon Brown (LB)

Date	Opp	W-L	G/S	Tackle	Sack	Int	FF	FR
11/16/17	@ Pit	L		5	0.0	0	0	0
<b>Totals</b>		<b>0-1</b>	<b>1/0</b>	<b>5</b>	<b>0.0</b>	<b>0</b>	<b>0</b>	<b>0</b>

#### Malcolm Butler (CB)

Date	Opp	W-L	G/S	Tackle	Sack	Int	FF	FR
9/10/15	Pit	W	CB	5	0.0	0	0	0
10/23/16	@ Pit	W	CB	6	0.0	1	0	0
12/17/17	@ Pit	W	CB	3	0.0	0	0	0
<b>Totals</b>		<b>3-0</b>	<b>3/3</b>	<b>14</b>	<b>0.0</b>	<b>1</b>	<b>0</b>	<b>0</b>
<b>Playoffs</b>								
1/22/17	Pit	W	CB	4	0.0	0	0	0
<b>Playoff Totals</b>		<b>1-0</b>	<b>1/1</b>	<b>4</b>	<b>0.0</b>	<b>0</b>	<b>0</b>	<b>0</b>

#### Kevin Byard (S)

Date	Opp	W-L	G/S	Tackle	Sack	Int	FF	FR
11/16/17	@ Pit	L	FS	1	0.0	0	0	0
<b>Totals</b>		<b>0-1</b>	<b>1/1</b>	<b>1</b>	<b>0.0</b>	<b>0</b>	<b>0</b>	<b>0</b>

#### Jadeveon Clowney (OLB)

Date	Opp	W-L	G/S	Tackle	Sack	Int	FF	FR
12/25/17	Pit	L	JACK	2	0.0	0	0	0
9/15/19	@ Pit	W	LEO	2	0.0	0	0	0
<b>Totals</b>		<b>1-1</b>	<b>2/2</b>	<b>4</b>	<b>0.0</b>	<b>0</b>	<b>0</b>	<b>0</b>

#### Will Compton (LB)

Date	Opp	W-L	G/S	Tackle	Sack	Int	FF	FR
9/12/16	Pit	L	LB	13	0.0	0	0	0
<b>Totals</b>		<b>0-1</b>	<b>1/1</b>	<b>13</b>	<b>0.0</b>	<b>0</b>	<b>0</b>	<b>0</b>

#### Kamalei Correa (OLB)

Date	Opp	W-L	G/S	Tackle	Sack	Int	FF	FR
10/1/17	Pit	L	WLB	2	0.0	0	0	0
12/10/17	@ Pit	L		0	0.0	0	0	0
<b>Totals</b>		<b>0-2</b>	<b>2/1</b>	<b>2</b>	<b>0.0</b>	<b>0</b>	<b>0</b>	<b>0</b>

# CAREER GAME-BY-GAME STATS VS. THE STEELERS: TITANS DEFENSE

## Jack Crawford (DL)

Date	Opp	W-L	G/S	Tackle	Sack	Int	FF	FR
9/23/12	Pit	W		0	0.0	0	0	0
10/27/13	Pit	W		0	0.0	0	0	0
11/13/16	@ Pit	W	DE	0	0.0	0	0	0
10/7/18	@ Pit	L		1	0.0	0	0	0
<b>Totals</b>		<b>3-1</b>	<b>4/1</b>	<b>1</b>	<b>0.0</b>	<b>0</b>	<b>0</b>	<b>0</b>

## Matt Dickerson (DE)

Date	Opp	W-L	G/S	Tackle	Sack	Int	FF	FR
None								
<b>Totals</b>		<b>0-0</b>	<b>0/0</b>	<b>0</b>	<b>0.0</b>	<b>0</b>	<b>0</b>	<b>0</b>

## Nick Dzubnar (LB)

Date	Opp	W-L	G/S	Tackle	Sack	Int	FF	FR
10/12/15	Pit	L		0	0.0	0	0	0
12/2/18	@ Pit	W		0	0.0	0	0	0
10/13/19	Pit	L		0	0.0	0	0	0
<b>Totals</b>		<b>1-2</b>	<b>3/0</b>	<b>0</b>	<b>0.0</b>	<b>0</b>	<b>0</b>	<b>0</b>

## Rashaan Evans (LB)

Date	Opp	W-L	G/S	Tackle	Sack	Int	FF	FR
None								
<b>Totals</b>		<b>0-0</b>	<b>0/0</b>	<b>0</b>	<b>0.0</b>	<b>0</b>	<b>0</b>	<b>0</b>

## Kristian Fulton (CB)

Date	Opp	W-L	G/S	Tackle	Sack	Int	FF	FR
None								
<b>Totals</b>		<b>0-0</b>	<b>0/0</b>	<b>0</b>	<b>0.0</b>	<b>0</b>	<b>0</b>	<b>0</b>

## Amani Hooker (DB)

Date	Opp	W-L	G/S	Tackle	Sack	Int	FF	FR
None								
<b>Totals</b>		<b>0-0</b>	<b>0/0</b>	<b>0</b>	<b>0.0</b>	<b>0</b>	<b>0</b>	<b>0</b>

## Chris Jackson (DB)

Date	Opp	W-L	G/S	Tackle	Sack	Int	FF	FR
None								
<b>Totals</b>		<b>0-0</b>	<b>0/0</b>	<b>0</b>	<b>0.0</b>	<b>0</b>	<b>0</b>	<b>0</b>

## DaQuan Jones (DL)

Date	Opp	W-L	G/S	Tackle	Sack	Int	FF	FR
11/16/17	@ Pit	L	DE	2	0.0	0	0	0
<b>Totals</b>		<b>0-1</b>	<b>1/1</b>	<b>2</b>	<b>0.0</b>	<b>0</b>	<b>0</b>	<b>0</b>

## Johnathan Joseph (CB)

Date	Opp	W-L	G/S	Tackle	Sack	Int	FF	FR
9/24/06	@ Pit	W		2	0.0	0	0	0
12/31/06	Pit	L	CB	10	0.0	0	0	0
10/28/07	Pit	L	CB	4	0.0	0	0	0
12/2/07	@ Pit	L	CB	7	0.0	1	0	0
10/19/08	Pit	L	CB	4	0.0	0	1	0
9/27/09	Pit	W	CB	7	0.0	1	0	0
11/15/09	@ Pit	W	CB	5	0.0	0	1	0
11/8/10	Pit	L	CB	6	0.0	0	0	0
10/2/11	Pit	W	CB	1	0.0	0	0	0
10/20/14	@ Pit	L	CB	4	0.0	0	0	0
12/25/17	Pit	L	CB	2	0.0	0	0	0
<b>Totals</b>		<b>4-7</b>	<b>11/10</b>	<b>52</b>	<b>0.0</b>	<b>2</b>	<b>2</b>	<b>0</b>

## Joshua Kalu (DB)

Date	Opp	W-L	G/S	Tackle	Sack	Int	FF	FR
None								
<b>Totals</b>		<b>0-0</b>	<b>0/0</b>	<b>0</b>	<b>0.0</b>	<b>0</b>	<b>0</b>	<b>0</b>

## Harold Landry III (OLB)

Date	Opp	W-L	G/S	Tackle	Sack	Int	FF	FR
None								
<b>Totals</b>		<b>0-0</b>	<b>0/0</b>	<b>0</b>	<b>0.0</b>	<b>0</b>	<b>0</b>	<b>0</b>

## David Long Jr. (LB)

Date	Opp	W-L	G/S	Tackle	Sack	Int	FF	FR
None								
<b>Totals</b>		<b>0-0</b>	<b>0/0</b>	<b>0</b>	<b>0.0</b>	<b>0</b>	<b>0</b>	<b>0</b>

## Isaiah Mack (DT)

Date	Opp	W-L	G/S	Tackle	Sack	Int	FF	FR
None								
<b>Totals</b>		<b>0-0</b>	<b>0/0</b>	<b>0</b>	<b>0.0</b>	<b>0</b>	<b>0</b>	<b>0</b>

## Chris Milton (CB)

Date	Opp	W-L	G/S	Tackle	Sack	Int	FF	FR
11/24/16	Pit	L		0	0.0	0	0	0
11/12/17	Pit	L		0	0.0	0	0	0
<b>Totals</b>		<b>0-2</b>	<b>2/0</b>	<b>0</b>	<b>0.0</b>	<b>0</b>	<b>0</b>	<b>0</b>

## Larrell Murchison (DL)

Date	Opp	W-L	G/S	Tackle	Sack	Int	FF	FR
None								
<b>Totals</b>		<b>0-0</b>	<b>0/0</b>	<b>0</b>	<b>0.0</b>	<b>0</b>	<b>0</b>	<b>0</b>

## Derick Roberson (OLB)

Date	Opp	W-L	G/S	Tackle	Sack	Int	FF	FR
None								
<b>Totals</b>		<b>0-0</b>	<b>0/0</b>	<b>0</b>	<b>0.0</b>	<b>0</b>	<b>0</b>	<b>0</b>

## Jeffery Simmons (DL)

Date	Opp	W-L	G/S	Tackle	Sack	Int	FF	FR
None								
<b>Totals</b>		<b>0-0</b>	<b>0/0</b>	<b>0</b>	<b>0.0</b>	<b>0</b>	<b>0</b>	<b>0</b>

## Tye Smith (CB)

Date	Opp	W-L	G/S	Tackle	Sack	Int	FF	FR
11/16/17	@ Pit	L		0	0.0	0	0	0
<b>Totals</b>		<b>0-1</b>	<b>1/0</b>	<b>0</b>	<b>0.0</b>	<b>0</b>	<b>0</b>	<b>0</b>

## Kenny Vaccaro (S)

Date	Opp	W-L	G/S	Tackle	Sack	Int	FF	FR
11/30/14	@ Pit	W	S	6	0.0	1	0	0
<b>Totals</b>		<b>1-0</b>	<b>1/1</b>	<b>6</b>	<b>0.0</b>	<b>1</b>	<b>0</b>	<b>0</b>



# REGULAR TITANS LINEUP

## OFFENSIVE STARTERS

**WR 84-Corey Davis (6-3, 209, 4th Year, Western Michigan)** - The fifth-overall draft pick in 2017 led the Titans in receptions (142) and receiving yards (1,867) over his first three seasons. He had 43 catches for 601 yards and two touchdowns in 2019.

	G	GS	Rec	Yds	Avg	Lg	TD
2020	3	3	15	206	13.7	38	1
Career	45	39	157	2,073	13.2	51	7

**TE 81-Jonnu Smith (6-3, 248, 4th Year, Florida International)** - The 2017 third-round draft pick was the team's leading receiver among tight ends from 2018 through 2019 with 55 receptions, 697 yards and six touchdowns.

	G	GS	Rec	Yds	Avg	Lg	TD
2020	3	3	13	181	13.9	63	3
Career	48	42	86	1,035	12.0	63	11

**LT 77-Taylor Lewan (6-7, 309, 7th Year, Michigan)** - The team's first-round pick in 2014 (11th overall) started 80 total games at left tackle in his first six seasons. From 2016-18, he started all but one game and was voted to the Pro Bowl in all three seasons.

2020 G/GS: 3/3, Career G/GS: 88/83

**LG 76-Rodger Saffold (6-5, 325, 11th Year, Indiana)** - The former second-round pick was signed in 2019 as an unrestricted free agent from the Rams. He started every game at left guard in 2019, his second consecutive season to do so.

2020 G/GS: 3/3, Career G/GS: 133/130

**C 60-Ben Jones (6-3, 308, 9th Year, Georgia)** - Added as an unrestricted free agent in 2016, the former fourth-round pick played in 64 games in four previous seasons with the Houston Texans. He started 63 of 64 possible games during his first four seasons in Tennessee.

2020 G/GS: 3/3, Career G/GS: 130/109

**RG 64-Nate Davis (6-3, 316, 2nd Year, Charlotte)** - The 2019 third-round pick appeared in 41 games with 37 starts at Charlotte. As a rookie, he started 12 contests at right guard.

2020 G/GS: 3/3, Career G/GS: 16/15

**RT 71-Dennis Kelly (6-8, 321, 9th Year, Purdue)** - The former fifth-round pick was acquired in a 2016 trade with the Eagles. In his first four seasons in Tennessee, he played in 58 games, with five starts at right tackle in 2018 and four starts at left tackle in 2019.

2020 G/GS: 3/3, Career G/GS: 91/34

**WR 10-Adam Humphries (5-11, 195, 6th Year, Clemson)** - After entering the NFL as a rookie free agent, Humphries played four seasons in Tampa Bay before signing with the Titans in 2019. He appeared in 12 games in his first season in Tennessee, totaling 37 receptions for 374 yards and two scores.

Receiving	G	GS	Rec	Yds	Avg	Lg	TD
2020	3	1	15	136	9.1	23	1
Career	75	21	271	2,839	10.5	51	12

Returns	PR	FC	Yds	Avg	Lg	TD	KR	Yds	Avg	Lg	TD
2020	0	0	0	-	-	0	0	0	-	-	0
Career	63	63	503	8.0	25	0	6	64	10.7	17	0

**WR 11-A.J. Brown (6-1, 226, 2nd Year, Mississippi)** - The second-round pick led all rookie receivers in 2019 with 1,051 receiving yards and ranked second in the NFL in receiving average (20.2). No NFL player had more receiving yards than him (605) over the final six games of 2019.

	G	GS	Rec	Yds	Avg	Lg	TD
2020	1	1	5	39	7.8	12	0
Career	17	12	57	1,090	19.1	91	8

**QB 17-Ryan Tannehill (6-4, 217, 9th Year, Texas A&M)** - Acquired via trade from Miami in 2019, Tannehill took over the starting role for the Titans in Week 7. He was named to his first Pro Bowl after leading the NFL in passer rating (117.5) and passing average (9.6).

	G	GS	Att	Cmp	Pct	Yds	TD	Int	Lg	Sk	Rate
2020	3	3	104	70	67.3	809	6	1	63	3	105.8
Career	103	101	3,301	2,100	63.6	23,985	151	82	91	282	90.3

**RB 22-Derrick Henry (6-3, 247, 5th Year, Alabama)** - The 2016 second-round pick and former Heisman winner led the Titans in rushing in 2017 (744 yards) and 2018 (1,059). In 2019, he earned Pro Bowl honors and won the NFL rushing title (1,540), followed by 446 playoff rushing yards.

	G	GS	Att	Yds	Avg	Lg	TD	Rec	Yds	Avg	Lg	TD
2020	3	3	82	319	3.9	16	2	5	26	5.2	6	0
Career	65	34	886	4,152	4.7	99t	40	62	604	9.7	75t	3

## OFFENSIVE RESERVES

**FB 31-Khari Blasingame (6-0, 233, 2nd Year, Vanderbilt)** - Originally an undrafted free agent with the Vikings, he was signed by the Titans off Minnesota's practice squad during the 2019 campaign.

	G	GS	Att	Yds	Avg	Lg	TD	Rec	Yds	Avg	Lg	TD
2020	3	1	0	0	-	0	0	1	5	5.0	5	0
Career	9	4	0	0	-	0	0	5	59	11.8	24	0

**G/C 75-Jamil Douglas (6-4, 309, 3rd Year, Arizona State)** - Douglas arrived on the Titans practice squad in 2018 after previous experience with the Dolphins, Patriots, Falcons and Colts. He was a fourth-round pick with Miami in 2015.

2020 G/GS: 1/0, Career G/GS: 33/11

**RB 32-Darrynton Evans (5-10, 203, Rookie, Appalachian State)** - The third-round pick was a two-time All-Sun Belt first-team selection and was the conference's Offensive Player of the Year in 2019. He finished his collegiate career with 2,884 rushing yards, 4,642 all-purpose yards and 34 total touchdowns in three total seasons (2016, 2018-19).

	G	GS	Att	Yds	Avg	Lg	TD	Rec	Yds	Avg	Lg	TD
'20/Career	1	0	3	9	3.0	4	0	0	0	-	-	0

**TE 86-Anthony Firkser (6-2, 246, 3rd year, Harvard)** - The former undrafted free agent appeared in a career-high 15 games in 2019.

	G	GS	Rec	Yds	Avg	Lg	TD
2020	3	0	6	50	8.3	16	0
Career	30	1	39	479	12.3	39	2

**TE 85-MyCole Pruitt (6-2, 245, 5th year, Southern Illinois)** - Pruitt was signed off Houston's practice squad in September 2018 after previous stints with the Vikings and Bears. He played in 31 games in his first two seasons in Tennessee, totaling 15 catches for 192 yards and two scores.

	G	GS	Rec	Yds	Avg	Lg	TD
2020	3	1	3	17	5.7	10	1
Career	55	15	30	311	10.4	42	3

**WR 14-Kalif Raymond (5-8, 182, 3rd Year, Holy Cross)** - After joining the Titans practice squad in 2018, he posted career highs with nine catches, 170 receiving yards and a touchdown in 2019.

Receiving	G	GS	Rec	Yds	Avg	Lg	TD
2020	3	1	3	118	39.3	61	0
Career	23	2	13	300	23.1	61	1

Returns	PR	FC	Yds	Avg	Lg	TD	KR	Yds	Avg	Lg	TD
2020	6	2	24	4.0	11	0	5	101	20.2	30	0
Career	39	27	279	7.2	25	0	43	912	21.2	45	0

**T 70-Ty Sambrailo (6-5, 311, 6th Year, Colorado State)** - The former second-round pick spent his first five NFL seasons with the Broncos (2015-16) and Falcons (2017-19), appearing in 57 games with 13 starts in that time. He was added by the Titans as a free agent in 2020.

2020 G/GS: 3/0, Career G/GS: 60/13

**QB 5-Logan Woodside (6-1, 213, 1st Year, Toledo)** - Originally a seventh-round draft pick with Cincinnati in 2018, he spent time on the practice squad as a rookie with the Titans in 2018 and re-signed in 2019. He spent the entire 2019 campaign on practice squad/injured list.

	G	GS	Att	Cmp	Pct	Yds	TD	Int	Lg	Sk	Rate
2020	0	0	0	0	-	0	0	0	-	0	-
Career	0	0	0	0	-	0	0	0	-	0	-

## SPECIALISTS

**P 6-Brett Kern (6-2, 214, 13th Year, Toledo)** - Claimed off waivers from the Broncos during the 2009 season, he was named to the Pro Bowl in 2017, 2018 and 2019. He is the franchise's career and single-season leader (2017) in both gross and net punting average.

	G	Punt	Blk	Yds	Avg	Lg	TB	I20	NetAvg
2020	3	10	0	469	46.9	66	1	6	43.3
Career	195	922	5	42,397	46.0	79	55	361	40.5

**K 3-Stephen Gostkowski (6-1, 215, 15th Year, Memphis)** - Signed by the Titans on Sept. 3, the four-time Pro Bowler and three-time Super Bowl champion played 14 seasons in New England, where he became the team's all-time leading scorer (1,775 points). Through 2019, his 87.4 field goal percentage (374 of 428) ranked fifth in NFL history.

	G	FGM	FGA	Pct	Lg	XPM	XPA	Pts
2020	3	9	12	75.0	55	5	7	32
Career	207	383	440	87.0	62	658	671	1,807

GAME PREVIEW

TEAM NOTES

PLAYER NOTES

MEDIA

STATISTICS

ROSTERS

# REGULAR TITANS LINEUP

## DEFENSIVE STARTERS

**DE 94-Jack Crawford (6-5, 274, 9th Year, Penn State)** - The London native was signed as an unrestricted free agent in 2020 after spending his first eight seasons with Oakland (2012-13), Dallas (2014-16) and Atlanta (2017-19). He did not miss a game (15 total starts) from 2018-19.

	GP	GS	Tackle	Sack	TFL	QBP	Int	PD	FF	FR
2020	3	2	2	1.0	1	1	0	0	0	0
Career	96	28	134	17.0	23	NA	1	4	2	0

**NT 90-DaQuan Jones (6-4, 322, 7th Year, Penn State)** - The 2014 fourth-round pick started every contest from 2015-16 and 2018-19. He set career highs in 2019 with 21 quarterback pressures and three passes defended.

	GP	GS	Tackle	Sack	TFL	QBP	Int	PD	FF	FR
2020	3	3	8	0.0	0	1	0	0	0	0
Career	86	80	240	7.0	11	71	0	4	1	2

**DT 98-Jeffery Simmons (6-4, 305, 2nd Year, Mississippi State)** - The two-time All-SEC selection and 2019 19th overall draft pick registered two sacks in nine regular season games as a rookie.

	GP	GS	Tackle	Sack	TFL	QBP	Int	PD	FF	FR
2020	3	3	12	1.0	2	2	0	1	0	1
Career	12	10	52	3.0	2	16	0	2	0	1

**OLB 99-Jadeveon Clowney (6-5, 255, 7th Year, South Carolina)** - The former first-overall draft pick (2014, Houston) joined the Titans a week prior to the start of the season. A three-time Pro Bowl selection, his career stats during his first six NFL seasons included 32 sacks, 71 tackles for loss and nine forced fumbles in 75 games.

	GP	GS	Tackle	Sack	TFL	QBP	Int	PD	FF	FR
2020	3	3	7	0.0	2	6	0	1	0	0
Career	78	69	179	32.0	73	86	1	15	9	7

**ILB 54-Rashaan Evans (6-2, 232, 3rd Year, Alabama)** - Drafted 22nd overall in 2018, he played in 15 games with seven starts as a rookie. In 2019, he led the team with 139 tackles and 11 tackles for loss.

	GP	GS	Tackle	Sack	TFL	QBP	Int	PD	FF	FR
2020	3	3	15	0.0	0	0	0	0	0	1
Career	34	26	217	2.5	13	17	0	4	0	2

**ILB 55-Jayon Brown (6-0, 226, 4th Year, UCLA)** - The 2017 fifth-round pick appeared in 46 games in his first three seasons. After posting six sacks in 2018, he set career highs in 2019 with 117 tackles (third on team) and nine passes defended.

	GP	GS	Tackle	Sack	TFL	QBP	Int	PD	FF	FR
2020	3	3	19	0.0	2	2	0	2	0	0
Career	49	26	310	8.5	14	32	2	22	2	3

**OLB 98-Harold Landry III (6-2, 252, 3rd Year, Boston College)** - The 41st overall draft pick in 2018 started all 16 games in 2019 and led the team with nine sacks. His 28 quarterback pressures in 2019 ranked second.

	GP	GS	Tackle	Sack	TFL	QBP	Int	PD	FF	FR
2020	3	3	14	0.0	1	8	1	3	0	0
Career	34	22	141	13.5	7	54	2	6	2	2

**CB 21-Malcolm Butler (5-11, 190, 7th Year, West Alabama)** - Butler signed with the Titans in 2018 after spending his first four NFL seasons with New England, where he won two Super Bowls and earned two Pro Bowl bids. He was placed on injured reserve after nine games in 2019.

	GP	GS	Tackle	Sack	TFL	QBP	Int	PD	FF	FR
2020	3	3	18	0.0	0	0	0	4	0	0
Career	87	71	308	3.0	NA	NA	13	74	5	2

**SS 24-Kenny Vaccaro (6-0, 214, 8th Year, Texas)** - The Saints' former first-round pick was signed by the Titans as a free agent in August 2018. In his second season in Tennessee, his totals included 16 starts, 104 tackles and one interception.

	GP	GS	Tackle	Sack	TFL	QBP	Int	PD	FF	FR
2020	3	3	23	1.0	3	2	0	3	0	0
Career	100	99	679	11.5	NA	NA	10	42	5	3

**FS 31-Kevin Byard (5-11, 212, 5th Year, Middle Tennessee State)** - The 2016 third-round pick appeared in all 64 games with 55 starts during his first four seasons. He had five interceptions in 2019, and his 17 total interceptions from 2017-19 were the most in the NFL.

	GP	GS	Tackle	Sack	TFL	QBP	Int	PD	FF	FR
2020	3	3	16	0.0	0	0	0	2	1	0
Career	67	58	353	3.0	11	11	17	44	1	2

**CB 33-Johnathan Joseph (5-11, 186, 15th Year, South Carolina)** - The two-time Pro Bowl selection arrived in Tennessee with 31 career interceptions and 194 passes defended in 14 seasons with the Cincinnati Bengals (2006-10) and Houston Texans (2011-19).

	GP	GS	Tackle	Sack	TFL	QBP	Int	PD	FF	FR
2020	3	3	13	0.0	1	0	1	2	1	0
Career	203	189	763	0.0	14	2	32	196	8	5

## DEFENSIVE RESERVES

**OLB 44-Vic Beasley Jr. (6-3, 246, 6th Year, Clemson)** - After spending five seasons in Atlanta, the former first-round pick signed with the Titans as an unrestricted free agent in 2020. He totaled 37.5 sacks in 78 games with the Falcons, including eight sacks in 2019.

	GP	GS	Tackle	Sack	TFL	QBP	Int	PD	FF	FR
2020	1	0	0	0.0	0	0	0	0	0	0
Career	79	60	156	37.5	36	NA	1	12	11	2

**OLB 40-Kamalei Correa (6-3, 241, 5th Year, Boise State)** - The second-round pick was acquired in August 2018 in a trade with Baltimore, where he played in 25 games in two seasons. After 3.5 sacks in 2018, he set career highs with five starts and five sacks in 2019.

	GP	GS	Tackle	Sack	TFL	QBP	Int	PD	FF	FR
2020	3	0	2	0.0	0	2	0	0	0	0
Career	57	13	77	8.5	NA	NA	0	4	2	1

**CB 26-Kristian Fulton (5-11, 197, Rookie, Louisiana State)** - The second-round pick appeared in 28 games for the Tigers, totaling 65 tackles, 25 passes defended and two interceptions. As a senior in 2019, he started all 15 games for the national champions and earned second-team All-SEC recognition by the Associated Press.

	GP	GS	Tackle	Sack	TFL	QBP	Int	PD	FF	FR
'20/Career	3	0	9	1.0	1	1	1	1	0	0

**DB 37-Amani Hooker (5-11, 210, 2nd Year, Iowa)** - The fourth-round pick in 2019 played in all 16 games as a rookie, appearing on special teams and on defense in sub packages.

	GP	GS	Tackle	Sack	TFL	QBP	Int	PD	FF	FR
2020	3	0	3	0.0	0	0	1	2	0	0
Career	19	0	16	0.0	0	0	1	2	0	0

**DB 35-Chris Jackson (5-10, 193, Rookie, Marshall)** - The seventh-round pick started 48 games during a four-year collegiate career. His 45 passes defended rank first in Marshall history, and he added 189 tackles and seven interceptions.

	GP	GS	Tackle	Sack	TFL	QBP	Int	PD	FF	FR
'20/Career	2	1	7	0.0	0	0	0	0	0	0

**ILB 51-David Long Jr. (5-11, 227, 2nd Year, West Virginia)** - As a rookie in 2019, the fifth-round pick appeared in 14 games during the regular season and all three playoff contests (one start).

	GP	GS	Tackle	Sack	TFL	QBP	Int	PD	FF	FR
2020	3	0	3	0.0	1	0	0	0	0	0
Career	17	0	18	0.0	3	0	0	1	1	0

**DT 97-Isaiah Mack (6-1, 299, 2nd Year, Chattanooga)** - As an undrafted rookie in 2019, Mack appeared in 13 games with one start.

	GP	GS	Tackle	Sack	TFL	QBP	Int	PD	FF	FR
2020	2	0	0	0.0	0	0	0	0	0	0
Career	15	1	11	1.5	0	8	0	0	0	1

**OLB 50-Derick Roberson (6-3, 250, 2nd Year, Sam Houston State)** - As an undrafted free agent in 2019, he spent most of his rookie year on the practice squad before finishing the season on the 53-man roster.

	GP	GS	Tackle	Sack	TFL	QBP	Int	PD	FF	FR
2020	0	0	0	0.0	0	0	0	0	0	0
Career	3	0	4	3.0	0	0	0	0	0	0

GAME PREVIEW

TEAM NOTES

PLAYER NOTES

MEDIA

STATISTICS

ROSTERS

# LAST WEEK VS. THE VIKINGS

## Week 3: Titans 31, Vikings 30

Sunday, Sept. 27, 2020 • 12:00 p.m. CT • U.S. Bank Stadium



In Week 3 of the 2020 season, the Titans traveled to Minnesota to face the Vikings and won by a score of 31-30. K **Stephen Gostkowski** was a career-best six-for-six on field goals and RB **Derrick Henry** added two rushing scores to propel the Titans to a 3-0 start.

Tennessee put up a 54-yard scoring drive on their opening possession. WR **Kalif Raymond** made a 44-yard catch to move the chains as Gostkowski converted a 39-yard field goal for an early 3-0 lead. Later in the first quarter, CB **Johnathan Joseph** forced Vikings RB **Dalvin Cook** to fumble the ball and LB **Rashaan Evans** recovered the fumble. Evans scooped the ball up and ran 25 yards to the Minnesota 20-yard line to set the Titans up in position for a 31-yard field goal. Tennessee moved ahead, 6-0. On the ensuing Minnesota possession, the Vikings put together a seven-play, 76-yard scoring drive. Vikings QB **Kirk Cousins** connected with Vikings WR **Justin Jefferson** for an 11-yard gain before Cook took off for a 39-yard rushing score. Minnesota took the lead, 7-6.

In the second quarter, QB **Ryan Tannehill** threw an interception in the end zone to Vikings S **Harrison Smith**. Minnesota capitalized on the turnover and produced an 88-yard scoring drive, which was capped with a 16-yard touchdown reception by Vikings WR **Adam Thielen** for a 14-6 Minnesota advantage. Each team tacked on a field goal in the second quarter to make it a 17-9 game heading into halftime.

In the third quarter, Tennessee inched closer to Minnesota with a 51-yard field goal to make it a 17-12 game. However, on the ensuing Vikings possession Cousins threw a 71-yard touchdown pass to Jefferson as Minnesota extended the lead, 24-12.

On the following Tennessee drive, WR **Corey Davis** contributed a 38-yard reception to give Tennessee a first down at the Minnesota eight-yard line. Ultimately, Henry ran into the end zone on a one-yard score to make it a 24-19 game. After forcing the Vikings to punt on their next possession, Tennessee put together another scoring drive. With a 61-yard catch contributed by Raymond, Henry again rushed for a one-yard score to give Tennessee the lead. The Titans were unsuccessful on a two-point conversion attempt and took the lead, 25-24.

The Vikings retook the lead with a 10-play, 75-yard scoring drive. Cousins connected with Vikings TE **Kyle Rudolph** for a three-yard touchdown, but Minnesota's two-point conversion attempt failed as the Vikings took a 30-25 advantage.

Trailing by five points, the Titans engineered a 10-play scoring drive on that saw Gost-

kowski nail a 54-yard field goal to make it a 30-28 game. After forcing the Vikings to punt, Tennessee added another field goal on its next possession as Gostkowski's 55-yard kick gave the Titans a 31-30 lead with just under two minutes left to play.

With Minnesota facing a fourth-and-24 from their own 26-yard line, and Tennessee looking to preserve a lead, Cousins threw a pass deep right and it was intercepted by DB **Amani Hooker** to seal a Titans victory.

### SCORING

	1	2	3	4	Final
Tennessee	6	3	16	6	31
Minnesota	7	10	7	6	30

TEAM	SCORING PLAY	TIME
Titans	S.Gostkowski 39 yd. Field Goal	1-11:44
Titans	S.Gostkowski 31 yd. Field Goal	1-6:01
Vikings	D.Cook 39 yd. run (D.Bailey kick)	1-2:43
Vikings	A.Thielen 16 yd. pass from K.Cousins (D.Bailey kick)	2-8:56
Titans	S.Gostkowski 30 yd. Field Goal	2-3:18
Vikings	D.Bailey 41 yd. Field Goal	2-1:41
Titans	S.Gostkowski 51 yd. Field Goal	3-8:57
Vikings	J.Jefferson 71 yd. pass from K.Cousins (D.Bailey kick)	3-8:04
Titans	D.Henry 1 yd. run (S.Gostkowski kick)	3-3:53
Titans	D.Henry 1 yd. run (pass failed)	3-1:22
Vikings	K.Rudolph 3 yd. pass from K.Cousins (pass failed)	4-10:17
Titans	S.Gostkowski 54 yd. Field Goal	4-6:31
Titans	S.Gostkowski 55 yd. Field Goal	4-1:44

Missed FGs: D. Bailey 49WR

Attendance: 0

Time of Game: 3:10

Weather: Indoors

Referee: Clete Blakeman

**CLICK TO WATCH HIGHLIGHTS**



TEAM STATISTICS

	Titans	Vikings
TOTAL FIRST DOWNS	23	22
THIRD DOWN EFFICIENCY	3-13-23%	4-10-40%
FOURTH DOWN EFFICIENCY	1-1-100%	0-1-0%
TOTAL NET YARDS	444	464
Plays - Avg.	73-6.1	62-7.5
NET YARDS RUSHING	134	226
Rushes - Avg.	35-3.8	33-6.8
NET YARDS PASSING	310	238
Sacks - Yards Lost	1-11	2-13
PASS ATT-COMP-INT	37-23-1	27-16-2
PUNTS - Avg.	3-47.7	3-44.0
Net Punting Average	41.0	42.3
PUNT RETURNS - Yards	2-5	0-0
KICKOFF RETURNS - Yards	1-30	2-47
INTERCEPTIONS - Yards	2-8	1-16
PENALTIES Number and Yards	4-45	3-20
FUMBLES - Lost	2-0	2-1
TOUCHDOWNS	2	4
EXTRA POINTS Made-Attempts	1-2	3-4
RED ZONE EFFICIENCY	2-4-50%	2-2-100%
GOAL TO GO EFFICIENCY	2-2-100%	1-1-100%
SAFETIES	0	0
GIVEAWAYS	1	3
TAKEAWAYS	3	1
TIME OF POSSESSION	31:32	28:28

### TITANS STARTERS

OFFENSE		DEFENSE	
WR 84	C.Davis	DE 94	J.Crawford
TE 81	J.Smith	NT 90	D.Jones
LT 77	T.Lewan	DT 98	J.Simmons
LG 76	R.Saffold	OLB 99	J.Clowney
C 60	B.Jones	ILB 54	R.Evans
RG 64	N.Davis	ILB 55	J.Brown
RT 71	D.Kelly	OLB 58	H.Landry
WR 10	A.Humphries	CB 33	J.Joseph
QB 17	R.Tannehill	SS 24	K.Vaccaro
RB 22	D.Henry	FS 31	K.Byard
WR 13	C.Batson	CB 21	M.Butler

### VIKINGS STARTERS

OFFENSE		DEFENSE	
WR 18	J.Jefferson	LE 95	I.Odenigbo
LT 71	R.Reiff	NT 93	S.Stephen
LG 78	D.Dozier	DT 94	J.Johnson
C 56	G.Bradbury	RE 91	Y.Ngakoue
RG 73	D.Samia	SLB 50	E.Wilson
RT 75	B.O'Neill	MLB 54	E.Kendricks
TE 82	K.Rudolph	CB 29	K.Boyd
WR 19	A.Thielen	LCB 20	J.Gladney
QB 8	K.Cousins	RCB 24	H.Hill
HB 33	D.Cook	SS 22	H.Smith
FB 30	C.Ham	FS 41	A.Harris

### TITANS INDIVIDUAL STATISTICS

Rushing	Att	Yds	Avg	Lg	TD
D.Henry	26	119	4.6	16	2
R.Tannehill	4	9	2.3	10	0
D.Evans	3	9	3.0	4	0
A.Humphries	1	0	0.0	0	0
K.Raymond	1	-3	-3.0	-3	0
<b>Total</b>	<b>35</b>	<b>134</b>	<b>3.8</b>	<b>16</b>	<b>2</b>

Passing	Att	Cmp	Yds	TD	Lg	IN	Rt
R.Tannehill	37	23	321	0	61	1	78.8
<b>Total</b>	<b>37</b>	<b>23</b>	<b>321</b>	<b>0</b>	<b>61</b>	<b>1</b>	<b>78.8</b>

Receiving	No	Yds	Avg	Lg	TD
C.Davis	5	69	13.8	38	0
J.Smith	5	61	12.2	21	0
A.Humphries	4	41	10.3	23	0
K.Raymond	3	118	39.3	61	0
M.Pruitt	2	16	8.0	10	0
D.Henry	2	11	5.5	6	0
J.McNichols	1	5	5.0	5	0
R.Tannehill	1	0	0.0	0	0
<b>Total</b>	<b>23</b>	<b>321</b>	<b>14.0</b>	<b>61</b>	<b>0</b>

Interceptions	No	Yds	Avg	Lg	TD
J.Joseph	1	5	5.0	5	0
A.Hooker	1	3	3.0	3	0
<b>Total</b>	<b>2</b>	<b>8</b>	<b>4.0</b>	<b>5</b>	<b>0</b>

**Leading Tacklers (Press Box Totals)**  
J. Joseph 7-7-0; J. Brown 7-6-1; R. Evans 7-4-3

**Sacks:** J. Simmons 1; K. Fulton 1  
**FF:** J. Joseph 1 FR: R. Evans 1

### VIKINGS INDIVIDUAL STATISTICS

Rushing	Att	Yds	Avg	Lg	TD
D.Cook	22	181	8.2	39	1
A.Mattison	8	27	3.4	15	0
K.Cousins	2	14	7.0	14	0
A.Thielen	1	4	4.0	4	0
<b>Total</b>	<b>33</b>	<b>226</b>	<b>6.8</b>	<b>39</b>	<b>1</b>

Passing	Att	Cmp	Yds	TD	Lg	IN	Rt
K.Cousins	27	16	251	3	71	2	96.4
<b>Total</b>	<b>27</b>	<b>16</b>	<b>251</b>	<b>3</b>	<b>71</b>	<b>2</b>	<b>96.4</b>

Receiving	No	Yds	Avg	Lg	TD
J.Jefferson	7	175	25.0	71	1
A.Thielen	3	29	9.7	16	1
D.Cook	2	18	9.0	15	0
K.Rudolph	2	11	5.5	8	1
C.Ham	1	11	11.0	11	0
C.Beebe	1	7	7.0	7	0
<b>Total</b>	<b>16</b>	<b>251</b>	<b>15.7</b>	<b>71</b>	<b>3</b>

Interceptions	No	Yds	Avg	Lg	TD
H.Smith	1	16	16.0	16	0
<b>Total</b>	<b>1</b>	<b>16</b>	<b>16.0</b>	<b>16</b>	<b>0</b>

**Leading Tacklers (Press Box Totals)**  
E. Kendricks 10-6-4; H. Smith 9-6-3; A. Harris 8-6-2

**Sacks:** Y. Ngakoue 1  
**FF:** Y. Ngakoue FR: None



## NOTES FROM LAST WEEK'S GAME

### TEAM NOTES

- The victory at Minnesota gave the Titans a 3-0 start for the first time since 2008 and for the third time in the team's "Titans era" (1999).
- The win was the Titans' first win against the Vikings since 2008 and their first win at Minnesota since Nov. 15, 1992.
- The Titans have scored at least three points in each of their last nine quarters, dating back to the fourth quarter at Denver on Sept. 14.
- For the eighth time in franchise history, the Titans had a 300-yard passer (321 by Ryan Tannehill), a 100-yard rusher (119 by Derrick Henry) and a 100-yard receiver (118 by Kalif Raymond).
- The Titans were plus-two in turnover differential—their third consecutive game to begin the season with a positive turnover differential. Against the Vikings, the defense tallied two interceptions and one fumble recovery, while the offense committed one interception. For the season, the Titans are plus-five in turnover differential with six takeaways and one giveaway.
- The Titans were flagged for four penalties, marking their third consecutive game to begin the season with no more than five flags.
- After a punt on their first offensive series of the second half, the Titans then produced five consecutive scoring drives before kneeling to end the game on their last series.
- The offense's eight total scoring drives were the most by the Titans since they had eight scoring drives against the Indianapolis Colts on Oct. 16, 2017. The Titans' eight scoring drives tied the Dallas Cowboys (Sept. 20 at Atlanta) for the most in the NFL in 2020 through the early afternoon games of Sept. 27.
- The Titans earned their 14th one-point win in franchise history and their first since a 16-15 win at Detroit on Sept. 18, 2016.
- The Titans won their third consecutive game by three points or less to begin the season. They have won their three games by a total of six points.
- In the 13 regular season games that quarterback Ryan Tannehill has started since taking over as the fulltime starter in Week 7 of 2019, five of the team's 10 wins have been decided by three points or less. They own the most such wins in that time period.

### ILB JAYON BROWN

- Tied for the team lead with seven tackles and added a pass defensed.

### WR COREY DAVIS

- Produced 69 receiving yards on five catches, the latter of which tied for the team lead.
- On his first reception, he extended his streak to 25 consecutive receptions resulting in a first down. The streak ended on his next catch. It was the longest active streak in the NFL at the time.
- Turned a pass from Ryan Tannehill into a 38-yard gain in the third quarter, leading to a Titans touchdown three plays later.

### RB DARRYNTON EVANS

- Appeared in his first NFL game and totaled three rushing attempts for nine yards.
- Gained four yards on his first career rushing attempt in the first quarter.

### ILB RASHAAN EVANS

- Recovered a fumble by Dalvin Cook in the first quarter and returned the ball 25 yards to help set up a field goal on the ensuing drive. It was his second career fumble recovery (first of 2020).
- Tied for the team lead with seven tackles.

### CB KRISTIAN FULTON

- Registered two tackles, including his first career sack. In the fourth quarter, he blitzed and dropped quarterback Kirk Cousins for a seven-yard loss.

### K STEPHEN GOSTKOWSKI

- Set a career high with six total field goals, including the game-winning field goal from 55 yards with 1 minute and 44 seconds remaining in the fourth quarter. In his 15-year career, he previously made five total field goals on two occasions, most recently against Kansas City on Oct. 14, 2018. In addition to his game-winner, he also connected on field goals of 39 and 31 yards in the first quarter, 30 yards in the second quarter, 51 yards in the third quarter and 54 yards in the fourth quarter.
- His 55-yard field goal tied for the fourth-longest field goal in franchise history and the second-longest game-winning field goal in team annals behind Rob Bironas' 60-yarder to beat Indianapolis on Dec. 3, 2006. Gostkowski's 54-yarder at Minnesota is now tied for the eighth-longest field goal in team annals.
- Became the second player in franchise history to make at least six field goals in a game. The other is Rob Bironas, who set the team and NFL record with eight field goals at Houston on Oct. 21, 2007.
- Became the first player in franchise history to record game-winning field goals in three consecutive games.
- Became the first player since the 1970 NFL-AFL merger to kick a game-winning field goal in the final two minutes of regulation in each of his team's first three games of the season.
- Hit three field goals of at least 50 yards in distance for the first time in his career. He became the first NFL player since Baltimore's Justin Tucker on Nov. 27, 2016 (vs. Cincinnati) to accomplish the feat.
- Extended his streak to 28 consecutive games with at least one field goal. It is the longest such streak of his career and tied for the fifth-longest streak in NFL history (Jim Turner, 1970-72; Chip Lohmiller, 1988-90).
- Became the first Titans player to hit at least four field goals in a game since Oct. 7, 2018, when Ryan Succop accomplished the feat.
- Registered his 18th career game in which he made at least four field goals.



## NOTES FROM LAST WEEK'S GAME

### RB DERRICK HENRY

- Rushed for 119 yards on 26 carries with two touchdowns, notching his 15th career 100-yard rushing game, including regular season and playoffs. He has two 100-yard rushing games through three games in 2020.
- Became the fifth player in NFL history to have 25 or more rushing attempts in each of his team's first three games of a season, joining Buffalo's **O.J. Simpson** (1975), Dallas' **Emmitt Smith** (1994), Indianapolis' **Edgerrin James** (2002) and Houston's **Arian Foster** (2012).
- Passed **Lorenzo White** (4,079 career rushing yards) for fourth place on the franchise's all-time rushing list. With 4,152 career rushing yards, Henry trails only **Eddie George** (10,009), **Earl Campbell** (8,574) and **Chris Johnson** (7,965) on the list.
- Scored his first touchdown of the season on a one-yard plunge in the third quarter and added another one-yard touchdown run on the following series.
- Tallied his ninth career regular season game with at least two touchdown runs. It was his 11th career regular season game with at least two total touchdowns.
- Became the second player in franchise history to record 12 consecutive regular season games with at least 80 scrimmage yards, joining **Chris Johnson** (12 from 2009 to 2010) as the only Titans/Oilers to do so. The only active NFL streak as good as Henry's is owned by Carolina Panthers running back **Christian McCaffrey**, who is on injured reserve but who also has 12 consecutive games played with at least 80 scrimmage yards.
- Added 11 receiving yards on two catches to give him 130 total scrimmage yards. It was his 10th career regular season game with at least 130 scrimmage yards.
- Became the fourth player in franchise history to hit 40 career rushing touchdowns, joining **Earl Campbell** (73), **Eddie George** (64) and **Chris Johnson** (50).

### DB AMANI HOOKER

- Clinched the victory with his first career interception. With 1 minute and 9 seconds remaining in the fourth quarter, the Minneapolis native intercepted a pass from **Kirk Cousins** to **Adam Thielen** on fourth down.

### CB JOHNATHAN JOSEPH

- Tied for the team lead with seven tackles to go along with an interception and a forced fumble. It was the first time in his 15-year career that he produced an interception and a forced fumble in the same game.
- Credited with his eighth career forced fumble (first of 2020) in the first quarter on a run by **Dalvin Cook**. The ball was recovered by linebacker **Rashaan Evans** to set up a Titans field goal on the ensuing drive.
- Registered his first interception in a Titans uniform and the 32nd interception of his career in the third quarter, picking off a pass by **Kirk Cousins**. Joseph ranks second among all active players in career interceptions behind only **Richard Sherman**.

### P BRETT KERN

- Tied **Gregg Bingham** (1973-84) for fifth place on the franchise games played list with his 173rd game.
- Booted three punts for a 47.7-yard average (41.0 net) with one punt inside the 20.

### WR KALIF RAYMOND

- Led the team with a career-high 118 receiving yards on three receptions.



- Registered his first career 100-yard game.
- Recorded a 44-yard reception during the first series of the game and then posted a career-long 61-yard catch in the third quarter, leading to a Titans touchdown two plays later.
- Produced the most receiving yards by a Titans player on three or fewer receptions since Dec. 5, 2004, when **Drew Bennett** had 124 yards on three catches at Indianapolis.
- Added a 30-yard kickoff return and two punt returns for five yards.

### DT JEFFERY SIMMONS

- Forced the Vikings to punt with a six-yard sack of **Kirk Cousins** on third down in the first quarter. It was Simmons' first sack of 2020 and the third sack of his two-year career.
- Produced five total tackles, including two tackles for loss.

### TE JONNU SMITH

- Tied for the team lead with five receptions for a total of 61 yards.
- Went over the 1,000-yard career receiving mark with his 21-yard grab in the third quarter.

### QB RYAN TANNEHILL

- Completed 23 of 37 passes for 321 yards with one interception. He registered his 20th career 300-yard passing game and his first of 2020.
- Had three passes of more than 35 yards: a 44-yard completion to **Kalif Raymond** during the opening series, a 38-yard strike to **Corey Davis** in the third quarter and a 61-yard bomb to Raymond in the third quarter.
- Became the first NFL quarterback since **Matt Ryan** in 2015 with a game-winning drive in each of his team's first three games of a season.
- Logged his 19th career game-winning drive and his sixth as a member of the Titans.
- Led the offense to eight total scoring drives, including five scoring drives in the second half.

### S KENNY VACCARO

- Appeared in his 100th NFL regular season game and posted six tackles.



## EVP/GENERAL MANAGER JON ROBINSON

[Video: Titans GM Jon Robinson on Social Justice](#)

[Video: Titans All Access recaps the 2020 NFL Draft](#)

[Video: Jon Robinson from the 2020 NFL Scouting Combine](#)

[Video: Jaimie Robinson's Work with Diabetes Nonprofit JDRF](#)

[JDRF Event a Success, with Help of Titans GM Jon Robinson](#)



**Jon Robinson** was hired as Titans general manager on Jan. 14, 2016 after spending two years as director of player personnel for the Tampa Bay Buccaneers. Nearly one year later, on Jan. 5, 2017, he was promoted to executive vice president/general manager.

In his first four years on the job, the Titans finished with four consecutive 9-7 seasons. It marked the first time the organization produced at least four consecutive winning seasons since a seven-year run of winning records from 1987–1993. The Titans were one of four NFL teams to accomplish the feat from 2016–2019, joining New England, Seattle and Kansas City.

Robinson became only the second general manager in franchise history whose first four teams finished above the .500 mark, joining **Mike Holovak** (1989-92).

Robinson's work helped the team go from three wins in the season prior to his arrival (2015) to a divisional round playoff finish following the 2017 campaign. He became the fifth general manager in franchise history to have the team in the playoffs within his first two full seasons.

Then, in 2019, the team he constructed advanced to the AFC Championship game. It was the organization's first appearance in the conference title game in 17 seasons (2002).

When the Titans took the field for the 2019 postseason, only seven players remained on the 53-man roster from prior to Robinson's arrival—a turnover rate of 87 percent. That included 23 free agents, 18 draft picks, four players acquired via trade and one waiver pickup. An additional six players he acquired (four free agents, one draft pick and one waiver claim) ended 2019 on injured reserve.

The 2020 NFL Draft was Robinson's fifth draft as general manager. In those five drafts, he selected 35 total players, and 21 of those players remained with the club at the beginning of training camp in 2020. During that same time period (as of July 28, 2020), he engineered 20 trades and made 11 waiver claims.

**2020:** Prior to the 2020 free agent signing period, the Titans reached an agreement on a multi-year contract to keep quarterback **Ryan Tannehill** in Tennessee. The Titans also re-signed tackle **Dennis Kelly** and outside linebacker **Kamalei Correa**, among others.

After initially placing the franchise tag on running back **Derrick Henry**, the Titans and Henry were able to come to an agreement on a multi-year contract extension in July 2020.

Robinson also led the acquisition of unrestricted free agent outside



The Titans used their first-round pick in 2018 on Rashaan Evans.

linebacker **Vic Beasley** from the Atlanta Falcons. The former first-round pick spent his first five NFL seasons (2015-19) in Atlanta, capping his tenure there with eight sacks in 2019. He led the NFL with 15.5 sacks in 2016, and from his rookie season through 2019, he ranked 16th in the NFL in sacks by edge rushers (outside linebackers and defensive ends).

Robinson patiently waited to add two more significant free agents just prior to the beginning of the 2020 regular season, picking up kicker **Stephen Gostkowski** and outside linebacker **Jadeveon Clowney** during the first week of September. Gostkowski earned four Pro Bowl berths and three Super Bowl rings during 14 seasons with the Patriots, becoming the team's all-time leading scorer (1,775 points). Through 2019, he was the NFL's fifth-most accurate kicker in history (374 of 428). Clowney, a three-time Pro Bowl selection, joined **Aaron Donald** and **Chandler Jones** as the only NFL players with at least 60 tackles for loss, eight forced fumbles and 150 quarterback pressures from 2016 through 2019.

In the 2020 NFL Draft, the Titans had six total picks. The first of those was Georgia tackle **Isaiah Wilson** (first round, 29th overall), followed by Louisiana State cornerback **Kristian Fulton** (second round, 61st overall) and Appalachian State running back **Darrynton Evans** (third round, 93rd overall) in the first three rounds.

**2019:** Near the beginning of the 2019 free agent signing period, Robinson worked quickly to add several veterans from other teams who played key roles in 2019: Buccaneers wide receiver **Adam Humphries**, Rams guard **Rodger Saffold** and Tannehill in a trade with the Dolphins. Robinson also worked to re-sign starting safety **Kenny Vaccaro** and punter **Brett Kern**.

Then, in the 2019 NFL Draft, Robinson directed the selection of six total players, including Mississippi State defensive lineman **Jeffery Simmons** in the first round (19th overall), Ole Miss wide receiver **A.J. Brown** in the second round (51st overall) and Charlotte offensive lineman **Nate Davis** in the third round (82nd overall).

Tannehill, who proved to be one of the NFL's top acquisitions of 2019, started every game after Week 6, leading the team into the playoffs. He led the NFL and set franchise records with a 117.5 passer rating and a 9.6-yard passing average. In addition to being named to his first Pro Bowl, he earned Associated Press Comeback Player of the Year honors.

As a rookie, Brown led the Titans in every major receiving category. Among all rookies in 2019, he ranked first in receiving yards (1,051), tied for the rookie lead in touchdown receptions (eight) and placed fifth in receptions (52). Among all NFL players in 2019—rookies and veterans—Brown finished second in receiving average (20.2), behind only the Los Angeles Chargers' **Mike Williams** (20.4).

**2018:** The Titans' 2018 free agent class included Pro Bowl cornerback **Malcolm Butler**. In his first two seasons in Tennessee, Butler played in 25 games (20 starts) and totaled five interceptions. In early August, the Titans signed Vaccaro, who went on to start 13 games his first season in Tennessee and all 16 games in 2019.

Robinson's 2018 draft class was comprised of four players after he used multiple trades to go up and get his targets. It included first-round linebacker **Rashaan Evans** from Alabama (22nd overall pick) and second-round outside linebacker **Harold Landry III** from Boston College (41st overall). Evans started all 16 games in 2019 and led the team with 139 tackles. Landry appeared in 31 games (19 starts) in his first two seasons, and his 13.5 sacks from 2018–2019 (nine in 2019) ranked first on the team.

**2017:** During the 2017 offseason, Robinson used free agency to address needs on defense and special teams. Most notably, he spearheaded deals for cornerback **Logan Ryan** (New England) and special teams contributor and 2017 Pro Bowler **Brynden Trawick** (Oakland).

In the 2017 NFL Draft, Robinson spent first-round picks on wide receiver **Corey Davis** (fifth overall) and cornerback **Adoree' Jackson** (18th overall). It marked the first time the franchise had a pair of first-round draft selections since 1987. The Titans' 2017 draft haul also featured tight end **Jonnu Smith** in the third round and linebacker **Jayon Brown** in the fifth round.

The 2017 Titans advanced to the playoffs for the first time since 2008. Robinson became the fifth general manager in franchise history to have the team in the postseason within his first two full seasons.

**2016:** In his first year as an NFL general manager, Robinson's leadership and decision-making helped the Titans triple their win total from the previous season, finishing 9-7 in 2016 after a 3-13 finish in 2015. The six-win improvement tied for the most in franchise history (1967 and 1974) and



## TITANS FOOTBALL ADMINISTRATION/ PLAYER PERSONNEL STAFF

- Jon Robinson . . . . Executive Vice President/General Manager
- Vin Marino . . . . . Vice President of Football Administration
- Ryan Cowden . . . . Vice President of Player Personnel
- Monti Ossenfort . . Director of Player Personnel
- Brian Gardner . . . Director of Pro Scouting
- Jon Salge . . . . . Director of College Scouting
- Kevin Turks . . . . . Assistant Director of Pro Scouting
- Jay Thomas . . . . . Personnel Analyst
- Mike Boni . . . . . National Scout
- Dale Thompson . . . National Scout
- Brandon Taylor . . . Pro Scout
- Casey Callahan . . . College Scout
- Patrick Callaway . . College Scout
- T.J. Earley . . . . . College Scout
- Tom Roth . . . . . College Scout
- Wes Slay . . . . . College Scout
- Rob Riederer . . . . Scouting Coordinator
- Patrick Woo . . . . . Scouting Coordinator
- Matt Miller . . . . . Scouting Assistant
- Blaise Taylor . . . . Scouting Assistant
- Max Curtis . . . . . Executive Assistant to EVP & General Manager/  
Football Administration Coordinator

doubled the previous club benchmark for the most wins in the first year under a new general manager (three by **Bum Phillips** in 1975).

Within the first four months at his post, Robinson pulled the trigger on several key personnel decisions. On March 9, 2016, he made his first major acquisition, swapping fourth-round draft picks with the Philadelphia Eagles in exchange for running back **DeMarco Murray**. The trade provided major dividends in 2016, as Murray led the AFC and ranked third in the NFL with 1,287 rushing yards.

Around the same time, Robinson began to work the free agent market. Center **Ben Jones** and wide receiver **Rishard Matthews** highlighted the haul, and both were instrumental in helping to transform the Titans offense into the 11th-ranked unit in the NFL.

On April 14, 2016, two weeks before the NFL Draft, Robinson and the Titans dealt the first overall pick to the Los Angeles Rams in one of the biggest trades in recent NFL history. The Titans gave up the No. 1 pick and a fourth-rounder in order to receive the 15th overall pick, two second-rounders and a third-rounder in 2016, plus the Rams' first- and third-round picks in 2017. From 1990–2015, there were seven trades involving the No. 1 overall pick, but this was the first since 2004, when the San Diego Chargers selected **Eli Manning** with the first pick and dealt his rights to the New York Giants.

The Titans had their hands at one point or another on 17 selections in the 2016 draft due to five different trades (including one trade in 2015), and in the end, they ended up with a class of 10 players, including four of the top 45 picks. Robinson swung a draft-day trade with the Cleveland Browns to move back up to the eighth slot to choose Michigan State tackle **Jack Conklin**.

All 10 members of Robinson's first draft class played in at least one game in 2016. They accumulated a total of 110 games played and 38 starts, including 16 starts at right tackle by Conklin. The eighth-overall pick capped his successful rookie campaign by being named first-team All-Pro by Associated Press.

Henry, a second-rounder in 2016, led the Titans in rushing every season from 2017 through 2019. In 2019, he won the NFL's rushing crown with 1,540 yards and tied for the NFL lead with 16 rushing touchdowns.

Third-round safety **Kevin Byard** earned first-team All-Pro honors in his second campaign. He led the NFL from 2017–2019 with 17 total interceptions also was named to the Pro Bowl in 2017.

**PRIOR HISTORY:** Robinson arrived in Tennessee with a wide range of experience from working his way up on the personnel side of the NFL. From

2014–2015, he served as director of player personnel for the Buccaneers and oversaw both college and pro departments as the team rebuilt its roster. The 2015 Buccaneers draft class made a significant impact, including four rookie starters: quarterback **Jameis Winston**, tackle **Donovan Smith**, guard **Ali Marpet** and linebacker **Kwon Alexander**.

Prior to joining Tampa Bay, Robinson spent 12 years with the New England Patriots, including his last five years (2009-13) as the director of college scouting. In the five years heading up their college scouting, the Patriots added a number of key components to their roster that won the Super Bowl in 2014, including wide receiver **Julian Edelman**, defensive back **Devin McCourty**, tight end **Rob Gronkowski**, tackle **Nate Solder** and defensive end **Chandler Jones**. He joined the Patriots as an area scout in 2002, a role he served for four seasons. Robinson then spent two years (2006-07) as a regional scout, before being promoted to assistant director of college scouting in 2008 and then director of college scouting in 2009. In his time scouting for the Patriots the team won 10 division titles, four conference titles and two Super Bowls (2003, 2004).

Robinson played three years at Southeast Missouri State as a defensive lineman after starting his college career at the Air Force Academy. Following his college career as a player, he spent one season (1998) coaching at his alma mater and three years (1999-2001) coaching at Nicholls State.

A native of Union City, Tenn., Robinson and his wife, Jaimie, have two daughters, Taylor and Bailey.

**JON ROBINSON'S BACKGROUND:**

- 2017-20:** Tennessee Titans - Executive Vice President/General Manager
- 2016:** Tennessee Titans - General Manager
- 2014-15:** Tampa Bay Buccaneers - Director of Player Personnel
- 2009-13:** New England Patriots - Director of College Scouting
- 2008:** New England Patriots - Assistant Director of College Scouting
- 2006-07:** New England Patriots - Regional Scout
- 2002-05:** New England Patriots - Area Scout
- 1999-01:** Nicholls State - Assistant Coach
- 1998:** Southeast Missouri State - Assistant Coach

## FOUR WINNING SEASONS

**Jon Robinson** constructed a roster that produced four consecutive winning seasons in Robinson's first four years on the job. The club went 9-7 in 2016, 2017, 2018 and 2019 with postseason berths following the 2017 and 2019 campaigns.

Robinson became only the second general manager in franchise history whose first four teams finished above the .500 mark, joining **Mike Holovak** (1989-92).

**Most winning seasons in a general manager's first four seasons, franchise history:**

New GM	1st 4 Seasons (or fewer)	Seasons Over .500	4-Year Total			Pct
			W	L	T	
Mike Holovak	1989-92	4	39	25	0	.609
<b>Jon Robinson</b>	<b>2016-19</b>	<b>4</b>	<b>36</b>	<b>28</b>	<b>0</b>	<b>.563</b>
Bum Phillips	1975-78	3	33	25	0	.569
Don Suman	1961-62 (2)	2	21	6	1	.768
Mike Reinfeldt	2007-10	2	37	27	0	.578
Don Klosterman	1966-69	1	25	28	3	.473
Frank "Pop" Ivy	1963 (1)	0	6	8	0	.429
Floyd Reese	1994-97	0	25	39	0	.390
Sid Gillman	1973-74 (2)	0	8	20	0	.286
Carroll Martin	1964-65 (2)	0	8	20	0	.286
Ruston Webster	2012-15	0	18	46	0	.281
Ladd Herzeg	1981-84	0	13	44	0	.228
John Breen	1971-72 (2)	0	5	22	1	.196

## ROBINSON TO THE PLAYOFFS IN YEAR 2

In January 2016, Titans controlling owner **Amy Adams Strunk** hired general manager **Jon Robinson**, who helped turn the Titans into a playoff team by his second season.

Robinson became the fifth general manager in franchise history to have the team in the playoffs within his first two full seasons.

**Titans/Oilers general managers in the playoffs within their first two full seasons:**

Head Coach	First Full Season as General Manager	Postseason Berths in First Two Seasons
<b>Jon Robinson</b>	<b>2016</b>	<b>2017 (Year 2)</b>
Mike Reinfeldt	2007	2007, 2008 (Years 1 & 2)
Mike Holovak	1989	1989, 1990 (Years 1 & 2)
Don Klosterman	1966	1967 (Year 2)
Don Suman	1961	1961, 1962 (Years 1 & 2)

## FREE AGENCY UNDER ROBINSON

### 2020

Free Agents Signed	Former Team
OLB Vic Beasley Jr.	Atlanta
DB Ibraheem Campbell	Green Bay
DL Jack Crawford	Atlanta
LB Nick Dzubnar	L.A. Chargers
CB Johnathan Joseph	Houston
RB Seniorise Perry	Buffalo
T Ty Sambrailo	Atlanta

Free Agents Lost	New Team
T Jack Conklin	Cleveland
WR Darius Jennings	L.A. Chargers
DL Austin Johnson	N.Y. Giants
QB Marcus Mariota	Las Vegas
WR Tajaé Sharpe	Minnesota
CB LeShaun Sims	Cincinnati

### 2019

Free Agents Signed	Former Team
WR Adam Humphries	Tampa Bay
G Rodger Saffold	L.A. Rams
DL Brent Urban	Baltimore
OLB Cameron Wake	Miami

Free Agents Lost	New Team
TE Luke Stocker	Atlanta
G Quinton Spain	Buffalo

### 2018

Free Agents Signed	Former Team
CB Malcolm Butler	New England
WR Michael Campanaro	Baltimore
LB Will Compton	Washington
QB Blaine Gabbert	Arizona
RB Dion Lewis	New England
S Kendrick Lewis	Baltimore
DL Bennie Logan	Kansas City
G Kevin Pamphile	Tampa Bay
OL Xavier Su'a-Filo	Houston
S Kenny Vaccaro	New Orleans
WR Nick Williams	Atlanta



Malcolm Butler was signed as an unrestricted free agent in 2018.

Free Agents Lost	New Team
DB Curtis Riley	N.Y. Giants
QB Brandon Weeden	Houston
LB Avery Williamson	N.Y. Jets
G/C Brian Schwenke	New England
WR Eric Decker	New England

### 2017

Free Agents Signed	Former Team
LB Daren Bates	Oakland
S Johnathan Cyprien	Jacksonville
WR Eric Decker	N.Y. Jets
CB Demontre Hurst	Chicago
OL Tim Lelito	New Orleans
CB Logan Ryan	New England
S Brynden Trawick	Oakland
OLB Erik Walden	Indianapolis
KR/WR Eric Weems	Atlanta
NT Sylvester Williams	Denver

Free Agents Lost	New Team
T/G Byron Bell	Dallas
CB Valentino Blake	N.Y. Giants
TE Anthony Fasano	Miami
C/G Brian Schwenke	Indianapolis (later re-signed in Tennessee)
LB Sean Spence	Indianapolis
G Chance Warmack	Philadelphia
WR Kendall Wright	Chicago

### 2016

Free Agents Signed	Former Team
CB Brice McCain	Miami
C Ben Jones	Houston
QB Matt Cassel	Dallas
WR Rishard Matthews	Miami
LB Sean Spence	Pittsburgh
CB Valentino Blake	Pittsburgh
S Rashad Johnson	Arizona

Free Agents Lost	New Team
LB Zach Brown	Buffalo
LB Steven Johnson	Pittsburgh
OL Joe Looney	Dallas
CB Coty Sensabaugh	Los Angeles

## JON ROBINSON'S DRAFT CLASSES

**Bold = currently on the Titans roster, practice squad or reserve lists**

### 2020

Rd.	Pick	Player	Pos.	College
1	<b>29</b>	<b>Isaiah Wilson</b>	<b>T</b>	<b>Georgia</b>
2	<b>61</b>	<b>Kristian Fulton</b>	<b>CB</b>	<b>Louisiana State</b>
3	<b>93</b>	<b>Darrynton Evans</b>	<b>RB</b>	<b>Appalachian State</b>
5	<b>174</b>	<b>Larrell Murchison</b>	<b>DL</b>	<b>North Carolina State</b>
7	224	Cole McDonald	QB	Hawaii
7	<b>243</b>	<b>Chris Jackson</b>	<b>DB</b>	<b>Marshall</b>

### 2019

Rd.	Pick	Player	Pos.	College
1	<b>19</b>	<b>Jeffery Simmons</b>	<b>DL</b>	<b>Mississippi State</b>
2	<b>51</b>	<b>A.J. Brown</b>	<b>WR</b>	<b>Mississippi</b>
3	<b>82</b>	<b>Nate Davis</b>	<b>OL</b>	<b>Charlotte</b>
4	<b>116</b>	<b>Amani Hooker</b>	<b>DB</b>	<b>Iowa</b>
5	168	D'Andre Walker	OLB	Georgia
6	<b>188</b>	<b>David Long Jr.</b>	<b>LB</b>	<b>West Virginia</b>

### 2018

Rd.	Pick	Player	Pos.	College
1	<b>22</b>	<b>Rashaan Evans</b>	<b>LB</b>	<b>Alabama</b>
2	<b>41</b>	<b>Harold Landry III</b>	<b>OLB</b>	<b>Boston College</b>
5	<b>152</b>	<b>Dane Cruikshank</b>	<b>DB</b>	<b>Arizona</b>
6	199	Luke Falk	QB	Washington State

### 2017

Rd.	Pick	Player	Pos.	College
1	<b>5</b>	<b>Corey Davis</b>	<b>WR</b>	<b>Western Michigan</b>
1	<b>18</b>	<b>Adoree' Jackson</b>	<b>CB</b>	<b>Southern California</b>
3	72	Taywan Taylor	WR	Western Kentucky
3	<b>100</b>	<b>Jonnu Smith</b>	<b>TE</b>	<b>Florida International</b>
5	<b>155</b>	<b>Jayon Brown</b>	<b>LB</b>	<b>UCLA</b>
6	217	Corey Levin	OL	Chattanooga
7	227	Josh Carraway	OLB	Texas Christian
7	236	Brad Seaton	T	Villanova
7	241	Khalfani Muhammad	RB	California

### 2016

Rd.	Pick	Player	Pos.	College
1	8	Jack Conklin	T	Michigan State
2	33	Kevin Dodd	OLB	Clemson
2	43	Austin Johnson	DL	Penn State
2	<b>45</b>	<b>Derrick Henry</b>	<b>RB</b>	<b>Alabama</b>
3	<b>64</b>	<b>Kevin Byard</b>	<b>S</b>	<b>Middle Tennessee St.</b>
5	140	Tajaé Sharpe	WR	Massachusetts
5	157	LeShaun Sims	CB	Southern Utah
6	193	Sebastian Tretola	G	Arkansas
7	222	Aaron Wallace	OLB	UCLA
7	253	Kalan Reed	CB	Southern Mississippi

## 2020 TITANS DRAFT CLASS

**OL ISAIAH WILSON** | 6-6, 350, Georgia  
1st round, 29th overall

**College:** Following a redshirt season, Wilson started 24 total games for the Bulldogs from 2018 to 2019. All of his starts came at right tackle. As a sophomore (2019), Wilson was named second-team Associated Press All-SEC and was the co-winner of the Offensive "Up Front" Award. Wilson was named to the Football Writers Association of America Freshman All-America team and the 2018 Coaches Freshman All-SEC Team his redshirt freshman year (2018).



**CB KRISTIAN FULTON** | 5-11, 197, Louisiana State  
2nd round, 61st overall

**College:** In a three-year career at LSU (2016-19), Fulton appeared in 28 games and made 25 starts. He finished his career with 65 tackles, 25 passes defended, two interceptions, and one forced fumble. As a senior in 2019, Fulton started all 15 games and posted 38 tackles, one tackle for loss, 15 passes defended and one interception. He also earned second-team All-SEC recognition by the Associated Press. During his junior season (2018), Fulton started 10 games and tallied 25 tackles, one tackle for loss, 10 passes defended, one interception and one forced fumble.

**RB DARRYNTON EVANS** | 5-10, 203, Appalachian State  
3rd round, 93rd overall

**College:** In three on-field seasons at Appalachian State (2016, 2018-19), Evans appeared in 39 games and made 22 starts. He was a two-time All-Sun Belt first-team selection and was the Sun Belt's Offensive Player of the Year in 2019. Evans was a two-time Sun Belt Championship Game MVP and MVP of the 2019 New Orleans Bowl. He finished his career with 2,884 rushing yards (ninth all-time at Appalachian State) despite being the primary running back for just 23 career games. Evans set school records for most career rushes without a fumble (482) and single-season rushes without a fumble (255 in 2019). Evans had 4,642 all-purpose yards, including 1,439 yards on kickoff returns and 319 yards as a receiver, plus 14 passing yards. Evans scored 34 total touchdowns with 25 rushing, six receiving and a program-record three as a kick returner. Evans totaled 11 runs of at least 50 yards in his final two seasons.

**DL LARRELL MURCHISON** | 6-2, 297, North Carolina State  
5th round, 174th overall

**College:** During a two-year stint as a defensive tackle at North Carolina State, Murchison started all 25 contests. As a senior in 2019, Murchison started all 12 games at defensive tackle and registered 51 tackles. He led the Wolfpack with 12 tackles for loss and seven sacks. Murchison was named a second-team All-ACC choice by the league and an honorable mention All-ACC by Pro Football Focus. Murchison ranked sixth in the ACC in sacks with 0.58 per game. In 2018 as a redshirt junior, Murchison ranked second on the team with four sacks, earned the team's Cary Brewbaker Award for Defensive Lineman of the Year. He finished his Wolfpack career with 85 tackles, 11 sacks, 20 tackles for loss, five quarterback hits, an interception, three passes defended and three fumble recoveries. He started his collegiate career at Louisiana State and was named a NJCAA junior-college honorable mention All-American.

**QB COLE MCDONALD** | 6-3, 215, Hawaii  
7th round, 224th overall

**Currently not on the roster**

**College:** After redshirting in 2016, McDonald was a reserve in 2017 before taking control as the starter in 2018. In 33 career games, including 24 starts, he completed 616 of 1,004 passes for 8,032 yards, 70 touchdowns and 24 interceptions. He added 880 yards and 12 touchdowns on 251 career rushing attempts. He finished in Hawaii's top five in nearly a dozen career statistical categories, including finishing fourth in all-time passing yards, attempts, completions, touchdowns and total offense (8,912).

**DB CHRIS JACKSON** | 5-10, 193, Marshall  
7th round, 243th overall

**College:** During a four-year career at Marshall, started 48 games and posted 189 tackles, 6.5 tackles for loss, two sacks, seven interceptions with one returned for a touchdown, 45 passes defended and two fumble recoveries with one returned for a score on kickoff coverage for the Thundering Herd. Jackson's 45 passes defended rank first in Marshall history and his 48 career starts rank 14th in program history. He earned all-conference recognition in all four of his collegiate seasons.



## TRADES BY JON ROBINSON

### 2020 TRADES

Trade Date/Teams	Compensation	Overall	Player Selected	Note
<b>1. March 19, 2020</b>				
Tennessee Receives:	Draft Choice: Round 7, 2020	#237	CB Thakarius Keyes	Pick originally from New England
Denver Receives:	Player: DT Jurrell Casey			

#### 2. April 25, 2020 (Draft Day Trade)

Tennessee Receives:	Draft Choice: Round 6, 2021			
Kansas City Receives:	Draft Choice: Round 7, 2020	#237	CB Thakarius Keyes	Pick originally from New England through Denver

### 2019 TRADES

Trade Date/Teams	Compensation	Overall	Player Selected	Note
<b>1. March 15, 2019</b>				
Tennessee Receives:	Player: QB Ryan Tannehill			
	Draft Choice: Round 6, 2019	#188	LB David Long	
Miami Receives:	Draft Choice: Round 7, 2019	#233	RB Chandler Cox	
	Draft Choice: Round 4, 2020	#135	G Kevin Dotson	Pick traded to Pittsburgh

#### 2. April 27, 2019 (Draft Day Trade)

Tennessee Receives:	Draft Choice: Round 4, 2019	#116	DB Amani Hooker	Pick originally from Miami through New Orleans
	Draft Choice: Round 5, 2019	#168	OLB D'Andre Walker	Pick originally from New Orleans
N.Y. Jets Receive:	Draft Choice: Round 4, 2019	#121	TE Trevon Wesco	
	Draft Choice: Round 5, 2019	#157	LB Blake Cashman	

#### 3. August 29, 2019

Tennessee Receives:	Player: OLB Reggie Gilbert			
Green Bay Receives:	Draft Choice: Round 6, 2020	#208	C Jake Hanson	

#### 4. August 31, 2019

Tennessee Receives:	Draft Choice: Round 7, 2020	#224	QB Cole McDonald	
Cleveland Receives:	Player: WR Taywan Taylor			

### 2018 TRADES

Trade Date/Teams	Compensation	Overall	Player Selected	Note
<b>1. April 26, 2018 (Draft Day Trade)</b>				
Tennessee Receives:	Draft Choice: Round 1, 2018	#22	LB Rashaan Evans	Pick originally from Kansas City through Buffalo
	Draft Choice: Round 6, 2018	#215	C Bradley Bozeman	Pick traded back to Baltimore
Baltimore Receives:	Draft Choice: Round 1, 2018	#25	TE Hayden Hurst	
	Draft Choice: Round 4, 2018	#125	DB Avonte Maddox	Pick traded to Philadelphia

#### 2. April 27, 2018 (Draft Day Trade)

Tennessee Receives:	Draft Choice: Round 2, 2018	#41	OLB Harold Landry III	
Oakland Receives:	Draft Choice: Round 2, 2018	#57	DT P.J. Hall	
	Draft Choice: Round 3, 2018	#89	T Joseph Noteboom	Pick traded to L.A. Rams

#### 3. April 28, 2018 (Draft Day Trade)

Tennessee Receives:	Draft Choice: Round 5, 2018	#152	DB Dane Cruikshank	
Baltimore Receives:	Draft Choice: Round 5, 2018	#162	WR Jordan Lasley	
	Draft Choice: Round 6, 2018	#215	C Bradley Bozeman	Pick originally from Baltimore

#### 4. August 28, 2018

Tennessee Receives:	Player: LB Kamalei Correa			
Baltimore Receives:	Draft Choice: Round 6, 2019		DB Marcus Epps	Pick traded to Minnesota

### 2017 TRADES

Trade Date/Teams	Compensation	Overall	Player Selected	Note
<b>1. April 28, 2017 (Draft Day Trade)</b>				
Tennessee Receives:	Draft Choice: Round 3, 2017	#72	WR Taywan Taylor	Pick originally from Carolina
	Draft Choice: Round 6, 2017	#200	T Adam Bisnowaty	Pick traded to N.Y. Giants; originally from Indianapolis
New England Receives:	Draft Choice: Round 3, 2017	#83	DE Derek Rivers	
	Draft Choice: Round 4, 2017	#124	LB Jalen Reeves-Maybin	Pick traded to Detroit

#### 2. April 29, 2017 (Draft Day Trade)

Tennessee Receives:	Draft Choice: Round 5, 2017	#155	LB Jayon Brown	Pick traded to Miami
Philadelphia Receives:	Draft Choice: Round 5, 2017	#164	G Isaac Asiata	Pick originally from Atlanta
	Draft Choice: Round 6, 2017	#214	DT Elijah Qualls	

## TRADES BY JON ROBINSON

### 3. April 29, 2017 (Draft Day Trade)

Tennessee Receives:	Draft Choice:	Round 6, 2017	#207	DB Brandon Wilson	Pick traded to Cincinnati
	Draft Choice:	Round 7, 2017	#241	RB Khalfani Muhammad	
N.Y. Giants Receive:	Draft Choice:	Round 6, 2017	#200	T Adam Bisnowaty	Pick originally from Indianapolis through New England

### 4. April 29, 2017 (Draft Day Trade)

Tennessee Receives:	Draft Choice:	Round 6, 2017	#217	OL Corey Levin	Compensatory pick
	Draft Choice:	Round 7, 2017	#227	OLB Josh Carraway	
Cincinnati Receives:	Draft Choice:	Round 6, 2017	#207	DB Brandon Wilson	Pick originally from N.Y. Giants

### 5. Sept. 1, 2017

Tennessee Receives:	Player:	DE David King			
Kansas City Receives:	Draft Choice:	Round 7, 2018	#243	DB Keion Crossen	Conditional draft choice; traded to New England

## 2016 TRADES

Trade Date/Teams	Compensation	Overall	Player Selected	Note
------------------	--------------	---------	-----------------	------

### 1. March 9, 2016

Tennessee Receives:	Player:	RB DeMarco Murray			
	Draft Choice:	Round 4, 2016	#113	LB Nick Kwiatkoski	Pick traded from Tennessee to Los Angeles to Chicago
Philadelphia Receives:	Draft Choice:	Round 4, 2016	#100	QB Connor Cook	Pick traded from Philadelphia to Cleveland to Oakland

### 2. April 14, 2016

Tennessee Receives:	Draft Choice:	Round 1, 2016	#15	WR Corey Coleman	Pick traded from Tennessee to Cleveland
	Draft Choice:	Round 2, 2016	#43	DL Austin Johnson	Pick originally from Philadelphia
	Draft Choice:	Round 2, 2016	#45	RB Derrick Henry	
	Draft Choice:	Round 3, 2016	#76	T Shon Coleman	Pick traded from Tennessee to Cleveland
	Draft Choice:	Round 1, 2017	#5	WR Corey Davis	
	Draft Choice:	Round 3, 2017	#100	TE Jonnu Smith	Compensatory pick
Los Angeles Receives:	Draft Choice:	Round 1, 2016	#1	QB Jared Goff	Pick originally from Philadelphia; traded from Los Angeles to Chicago
	Draft Choice:	Round 4, 2016	#113	LB Nick Kwiatkoski	
	Draft Choice:	Round 6, 2016	#177	TE Temarrick Hemingway	

### 3. April 28, 2016 (Draft Day Trade)

Tennessee Receives:	Draft Choice:	Round 1, 2016	#8	T Jack Conklin	Pick originally from Miami through Philadelphia
	Draft Choice:	Round 6, 2016	#176	RB Andy Janovich	Pick traded from Tennessee to Denver
Cleveland Receives:	Draft Choice:	Round 1, 2016	#15	WR Corey Coleman	Pick originally from Los Angeles
	Draft Choice:	Round 3, 2016	#76	T Shon Coleman	Pick originally from Los Angeles
	Draft Choice:	Round 2, 2017	#52	QB DeShone Kizer	

### 4. April 30, 2016 (Draft Day Trade)

Tennessee Receives:	Draft Choice:	Round 5, 2016	#157	CB LeShaun Sims	Pick originally from N.Y. Jets
	Draft Choice:	Round 7, 2016	#253	CB Kalan Reed	
Denver Receives:	Draft Choice:	Round 6, 2016	#176	RB Andy Janovich	Pick originally from Cleveland
	Draft Choice:	Round 6, 2017	#203	RB De'Angelo Henderson	

### 5. Aug. 16, 2016

Tennessee Receives:	Player:	G/T Dennis Kelly			
Philadelphia Receives:	Player:	WR Doris Green-Beckham			



GAME PREVIEW

TEAM NOTES

PLAYER NOTES

MEDIA

STATISTICS

ROSTERS

## HEAD COACH MIKE VRABEL

[Click For Complete Online Bio](#)

[Video: Mike Vrabel Recaps Offseason Program, Looks Ahead to 2020 Season](#)

[Video: Watch "The Mike Vrabel Show"](#)

[Video: Watch Mike Vrabel's latest press conference](#)

[Video: Introducing Mike Vrabel's Second and Seven Foundation](#)

[Video: Igniting the Fire - Who is Mike Vrabel?](#)



**Mike Vrabel** enters his third season as head coach in 2020. He was named to the position on Jan. 20, 2018, becoming the 19th head coach in franchise history.

In Vrabel's first two years, he directed the Titans to a 20-15 record, including a 2-1 mark in the 2019 playoffs. His 20 wins made up the second-highest total in franchise history for a head coach's first two seasons, behind only **Jack Pardee's** 21 wins from 1990–1991.

Vrabel became the first head coach in the organization's history to win multiple playoff games within his first two seasons. The Titans won a pair of road games—at New England in the wild card round and at Baltimore in the divisional round—to advance to the 2019 AFC championship game, falling at Kansas City to the eventual Super Bowl champion Chiefs.

The Titans began the 2019 campaign with two wins in their first six games but rallied to win seven of their final 10 games in the regular season. From the time the NFL went to its current playoff format in 1990 through 2019, 345 teams went 2-4 or worse in their first six games of a season. From that group, the Titans became only the third team to advance to a conference championship game, joining the 2002 Titans (2-4) and the 1996 Jacksonville Jaguars (2-4).

The 2019 Titans ranked in the NFL's top 10 in scoring margin (eighth, +71), turnover margin (sixth, +6), offensive yards per play (fourth, 6.12), rushing offense (third, 138.9 yards per game), red zone efficiency (first, 75.6 percent), total touchdowns (tied for third, 54) and third-down defense (eighth, 36.3 percent).

From 2018–2019, Vrabel's Titans were the second-least penalized NFL team (181). Over the same period of time, they were the fourth-best

rushing offense (129.2 yards per game), the fifth-best scoring defense (19.8 points allowed per game) and the seventh-best third-down defense (36.4 percent).

In his first season as head coach, Vrabel directed the Titans to a 9-7 record. His nine wins tied for the fourth-highest total in franchise history by a first-year head coach.

With only 82 penalties enforced against the Titans in 2018, Vrabel's team led the NFL and set a franchise record (16-game season) for fewest penalties in a season. The 2018 Titans also placed third in points allowed (18.9 per game), eighth in total defense (333.4 yards per game), sixth in passing defense (216.9), second in red zone defense (44.7 percent touchdown rate) and seventh in rushing offense (126.4) in the league rankings.

Vrabel arrived in Tennessee with 18 years of NFL experience, including four seasons as a coach and 14 seasons as a player. His distinguished playing career included three Super Bowl wins (2001, 2003 and 2004), one Pro Bowl selection (2007) and an All-Pro honor (2007). Vrabel played in 206 NFL games and totaled 57 sacks, 496 tackles, 11 interceptions, 20 forced fumbles, nine fumble recoveries and 10 touchdown receptions. Additionally, his teams advanced to the playoffs eight times (20 postseason games), with Vrabel recording eight postseason sacks and two postseason touchdown receptions.

Vrabel joined the Titans after four seasons with the Houston Texans, spending the first three seasons (2014-16) coaching linebackers and one year (2017) as the team's defensive coordinator. During his time in Houston, the Texans built one of the best defenses in the NFL and experienced tremendous success as a team – earning two division titles (2015, 2016).

Between 2014-16, the Texans defense ranked third in the NFL in yards allowed per game (319.9) and net passing yards (218.4). Houston also ranked first in third-down defense (33.6), fourth in opponent completion percentage (59.5) and sixth in points allowed per game (19.8). The 2016 defense ranked number one in the NFL, for the first time in franchise history, in yards allowed (301.3).

In 2017, his first year as a defensive coordinator, the Texans finished the campaign with 19 players on injured reserve. Despite the injuries, Vrabel led the defense to the fifth-best third-down percentage in the NFL and a franchise-record 3.97 yards per carry by opponents. Houston also

### TITANS 2020 COACHING STAFF

<b>Mike Vrabel</b>	Head Coach
<b>Arthur Smith</b>	Offensive Coordinator
<b>Craig Aukerman</b>	Special Teams
<b>Brian Bell</b>	Strength & Conditioning Asst.
<b>Scott Booker</b>	Safeties
<b>Shane Bowen</b>	Outside Linebackers
<b>Keith Carter</b>	Offensive Line
<b>Ryan Crow</b>	Asst. Special Teams
<b>Tony Dews</b>	Running Backs
<b>Todd Downing</b>	Tight Ends
<b>Matt Edwards</b>	Defensive Asst.
<b>Mondray Gee</b>	Strength & Conditioning Asst.
<b>Jim Haslett</b>	Inside Linebackers
<b>Chandler Henley</b>	Off. Quality Control
<b>Zak Kuhr</b>	Def. Quality Control
<b>Anthony Midget</b>	Secondary
<b>Rob Moore</b>	Wide Receivers
<b>Pat O'Hara</b>	Quarterbacks
<b>Matt Pees</b>	Quality Control
<b>Frank Piraino</b>	Strength & Conditioning
<b>Luke Steckel</b>	Offensive Assistant
<b>John Streicher</b>	Coordinator of Football Development
<b>Mike Sullivan</b>	Asst. Offensive Line
<b>Terrell Williams</b>	Defensive Line

### MIKE VRABEL AT A GLANCE

- Year as Titans head coach: **3**
- Year as NFL head coach: **3**
- Regular season record: **21-14**
- Postseason record: **2-1**
- Overall record: **23-15**
- Regular season home record: **11-6**
- Regular season road record: **10-8**
- vs. Steelers: **0-0**
- At home vs. Steelers: **0-0**
- On the road vs. Steelers: **0-0**
- vs. Mike Tomlin: **0-0**

Mike Vrabel's Career Coaching Ledger:

Years	Team	Position
2018-20	Tennessee Titans	Head Coach
2017	Houston Texans	Defensive Coordinator
2014-16	Houston Texans	Linebackers Coach
2012-13	Ohio State University	Defensive Line Coach
2011	Ohio State University	Linebackers Coach

Mike Vrabel's Career Playing Ledger:

Years	Team	Position
2009-10	Kansas City Chiefs	Linebacker
2001-08	New England Patriots	Linebacker
1997-00	Pittsburgh Steelers	Linebacker



GAME PREVIEW

TEAM NOTES

PLAYER NOTES

MEDIA

STATISTICS

ROSTERS





had 18 different players record at least half a sack last year and 26 players tally at least one tackle for loss.

Vrabel spent his career playing and coaching with accomplished leaders, including **Bill Belichick**, **Bill Cowher**, **Romeo Crennel**, **Urban Meyer**, **Bill O'Brien** and **Todd Haley**.

As the Texans linebackers coach from 2014-16, Vrabel developed several players into top-notch performers, including **Jadeveon Clowney** (Pro Bowl, 2016), **Whitney Mercilus**, **Benardrick McKinney** (second-team All-Pro, 2016) and **Brian Cushing**. The 2015 Texans defense had the top third-down defense in the NFL (28.5 percent), which was the lowest percentage in franchise history and the lowest by any NFL team since the 2003 Titans (27.7 percent). The 2015 defense also set a franchise mark for sacks in a season with 45 - 22.5 coming from Vrabel's linebacking corps.

Prior to joining the NFL coaching ranks, Vrabel transitioned immediately from an NFL player to college coach. He started as the linebacker coach at Ohio State in 2011 and coached the defensive line from 2012–2013. The 2012 Buckeyes finished the season undefeated at 12-0. He also was named Big Ten Recruiter of the Year by ESPN.com in 2012.

Vrabel was selected by the Pittsburgh Steelers in the third round (91st overall) of the 1997 NFL Draft, after his playing career at Ohio State, where he earned All-America honors and Big Ten Conference Defensive Lineman of the Year in both 1995 and 1996.

A native of Akron, Ohio, Vrabel attended Walsh Jesuit High School. He and his wife, Jennifer, have two sons: Tyler and Carter.

## 20 WINS IN FIRST TWO YEARS

**Mike Vrabel** won nine games as a rookie head coach in 2018. Of the 19 head coaches in the organization's history, beginning in 1960, Vrabel became the eighth to reach nine wins in his first full season as head coach.

Then, in 2019, Vrabel's team again went 9-7 in the regular season. The club earned a wild card playoff berth and won two postseason games before falling in the AFC title game.

Including regular season and postseason games, Vrabel's 20 wins from 2018–2019 give him the second-highest total in franchise history for a head coach's first two seasons (not including interim seasons). Only **Jack Pardee's** 21 wins from 1990–1991 rank better than Vrabel's total.

**Most combined regular season and postseason wins in a head coaches first two seasons, franchise history\*:**

Coach	Seasons	Wins	Losses	Ties	Pct.
1. Jack Pardee	1990-91	21	14	0	.600
2. <b>Mike Vrabel</b>	<b>2018-19</b>	<b>20</b>	<b>15</b>	<b>0</b>	<b>.571</b>
3. Mike Mularkey	2016-17	19	15	0	.559
4. Frank "Pop" Ivy	1962-63	17	12	0	.586
5. O.A. "Bum" Phillips	1975-76	15	13	0	.536
6. Jeff Fisher	1995-96	15	17	0	.469
7. Mike Munchak	2011-12	15	17	0	.469
8. Jerry Glanville	1986-87	15	18	0	.455
9. Lou Rymkus	1960-61	12	7	1	.625
10. Wally Lemm	1966-67	12	16	1	.431

\* Does not include interim seasons

## VRABEL LEADS TITANS TO AFC TITLE GAME

Titans head coach **Mike Vrabel** became the franchise's sixth head coach in franchise annals to have the team in the playoffs within his first two full seasons.

Vrabel is the fourth head coach in Titans/Oilers history to win at least one playoff game in his first two full seasons, joining **Mike Mularkey** (2017 playoff victory), **Jack Pardee** (1991) and **Lou Rymkus** (1960 and 1961). He is the first head coach in the team's history to win multiple playoff games within his first two seasons.

**Titans/Oilers head coaches in the playoffs within their first two full seasons:**

Head Coach	1st Full Season as Head Coach	Postseason Berths in 1st 2 Seasons	Playoff Wins in 1st 2 Seasons
<b>Mike Vrabel</b>	<b>2018</b>	<b>2019 (Year 2)</b>	<b>2</b>
Mike Mularkey	2016*	2017 (Year 2)	1
Jack Pardee	1990	1990, 1991 (Years 1 & 2)	1
Wally Lemm	1966*	1967 (Year 2)	0
Frank "Pop" Ivy	1962	1962 (Year 1)	0
Lou Rymkus	1960	1960 (Year 1)	1

\* Mularkey served as interim head coach for the final nine games of the 2015 season. Lemm was the head coach for the 1961 AFL Champion Oilers after taking over as head coach for the final nine games of the season. He left the team following the season and returned in 1966.

## TITANS/OILERS HEAD COACH HISTORY

COACH	YEARS	WON	LOST	TIED	PCT.
Lou Rymkus	1960-61	12	7	1	.625
Wally Lemm	1961, 1966-70	38	40	4	.487
Frank "Pop" Ivy	1962-63	17	12	0	.586
Sammy Baugh	1964	4	10	0	.285
Hugh "Bones" Taylor	1965	4	10	0	.285
Ed Hughes	1971	4	9	1	.321
Bill Peterson	1972-73	1	18	0	.052
Sid Gillman	1973-74	8	15	0	.347
O.A. "Bum" Phillips	1975-80	59	38	0	.608
Ed Biles	1981-83	8	23	0	.258
Chuck Studley	1983	2	8	0	.200
Hugh Campbell	1984-85	8	22	0	.266
Jerry Glanville	1985-89	35	35	0	.500
Jack Pardee	1990-94	44	35	0	.556
Jeff Fisher	1994-2010	147	126	0	.538
Mike Munchak	2011-13	22	26	0	.458
Ken Whisenhunt	2014-15	3	20	0	.130
Mike Mularkey	2015-17	21	22	0	.488
<b>Mike Vrabel</b>	<b>2018-20</b>	<b>23</b>	<b>15</b>	<b>0</b>	<b>.605</b>

*Records include postseason*




## TITANS 2020 ASSISTANT COACHES

### ARTHUR SMITH OFFENSIVE COORDINATOR

[Click For Complete Online Bio](#)

- Smith was promoted to offensive coordinator on Jan. 21, 2019 after working his way up the coaching ladder under four different head coaches during his time at the Titans.
- In his first season as offensive coordinator, the Titans ranked third in the NFL in rushing, first in red zone efficiency and fourth in yards per play. They had the NFL's leading rusher in Derrick Henry (1,540 yards) and the league's leading passer in Ryan Tannehill (117.5 passer rating).
- Seven games into the 2015 campaign, Smith was promoted from offensive assistant/tight ends to tight ends coach. From that point through 2018, the Titans ranked fifth in receiving yards by tight ends (3,779), sixth in receptions by tight ends (326), and tied for fifth in receiving touchdowns by tight ends (30).
- He was hired in 2011 as a defensive assistant/quality control coach, and from 2012–2013 he served as the offensive assistant/quality control coach.
- In 2010, he worked at Ole Miss as an administrative assistant/defensive intern and worked primarily with the linebackers.
- He spent two years (2007–2008) working for the Washington Redskins. He worked two years as defensive quality control coach after joining the organization as a college scouting assistant.
- The Memphis, Tenn., native graduated from North Carolina and played offensive line before joining the coaching staff for one season (2006) as a graduate assistant.



### CRAIG AUKERMAN SPECIAL TEAMS

[Click For Complete Online Bio](#)

- Aukerman was promoted to special teams coach in 2018. He joined the Titans in January 2017 as the assistant special teams coach.
- In 2019, the Titans finished fourth in the NFL in net punting and tied for the NFL lead with four total blocked kicks. Brett Kern was named to his third consecutive Pro Bowl.
- The 2018 Titans set the NFL kickoff return average record (32.0).
- Prior to his arrival in Tennessee, he gained 17 years of coaching experience, including 10 seasons on the college level and seven years in the NFL.
- He spent four seasons (2013-16) with the San Diego Chargers working with their special teams, first as an assistant special teams coach (2013-15) and then as the special teams coordinator (2016).
- He also spent time in the NFL on the coaching staffs with the Jacksonville Jaguars (2011-12) and Denver Broncos (2010).
- In the college ranks, he coached at Findlay (2000), Miami (Ohio) (2001-02, 2005-08), Western Kentucky (2003-04), and Kent State (2009).
- Aukerman was a two-time NAIA All-American at the University of Findlay (Ohio), where he played defensive back and wide receiver from 1995-98.



### BRIAN BELL STRENGTH & CONDITIONING ASSISTANT

[Click For Complete Online Bio](#)

- Bell joined the Titans in 2018 after spending three seasons with the Houston Texans as assistant strength and conditioning coach. He was a member of back-to-back AFC South Division Championships in his first two campaigns in Houston.
- Bell was an assistant strength and conditioning coach at Penn State from 2012-13 and the head football strength and conditioning coach at his high school alma mater, DeMatha Catholic, in Hyattsville, Md., from 2011-12.
- Bell was a tight end and fullback at Kent State from 2002-06. In 2007, Bell signed with the Washington Redskins as an undrafted free agent and served on the team's practice squad.



### SCOTT BOOKER SAFETIES

[Click For Complete Online Bio](#)

- Booker joined the Titans in 2018 after spending 15 seasons in the college coaching ranks.
- After two seasons as a defensive assistant, he was promoted to safeties coach in 2020.
- He spent the 2017 season as the safeties coach/special teams coordinator at Nebraska.
- Previously, Booker spent seven years (2010-16) at Notre Dame, as a tight ends/special teams coordinator (2012-16) and offensive intern (2010-11). He coached the secondary at Western Kentucky for one season (2009).
- Booker began his coaching career at his alma mater Kent State as a graduate assistant (2003-04) and secondary coach (2005-08).
- The Pittsburgh, Pa., native played collegiately at Kent State.



### SHANE BOWEN OUTSIDE LINEBACKERS

[Click For Complete Online Bio](#)

- Bowen joined the Titans in 2018 after spending two seasons (2016-17) as a defensive assistant for the Houston Texans. He arrived with nine years of coaching experience.
- In 2019, Harold Landry III (nine sacks) and Kamalei Correa (five) achieved career highs in sacks, while undrafted rookie Derick Roberson added three sacks.
- In 2018, the Titans defense ranked eighth overall (333.4 yards per game).
- In 2016, Bowen was part of a Texans staff that produced the NFL's number one defense (yards allowed) for the first time in franchise history. In 2017, the defense ranked fifth in third-down defense and set a franchise record for yards per carry by opponents (3.97).
- He also served at Kennesaw State as linebackers coach (2013-15), at Ohio State as a defensive graduate assistant (2012). He began his coaching career as an assistant at Georgia Tech (2009-11).
- A native of Pickerington, Ohio, Bowen was a three-year letter winner at Georgia Tech as an outside linebacker.



### KEITH CARTER OFFENSIVE LINE

[Click For Complete Online Bio](#)

- Carter joined the Titans in 2018 with 13 years of prior coaching experience, including five seasons in the NFL.
- In 2019, the Titans finished third in the NFL in rushing offense with Derrick Henry leading the league in rushing yards (1,540). Rookie Nate Davis started 15 consecutive games (including playoffs) at right guard.
- In 2018, the Titans ranked seventh in the NFL in rushing, and left tackle Taylor Lewan was named to the Pro Bowl.
- Prior to arriving in Tennessee, he spent three seasons with the Atlanta Falcons as running backs coach (2017) and assistant offensive line coach (2015-16). The 2016 Falcons offensive line protected NFL MVP Matt Ryan and paved the way for the NFL's fifth-best rushing attack while also winning the NFC Championship.
- He tallied two seasons as the offensive quality control coach for the Seattle Seahawks (2012-13).
- In the college ranks, Carter has experience as the offensive line/run game coach at San Jose State (2014), tight ends (2009) and offensive line coach (2010-11) at the University of San Diego, offensive line coach at University of the Redlands (2007-08), tight ends coach at Wagner College (2006) and as an undergraduate assistant at UCLA (2005).
- The Downingtown, Pa., native was a tight end, H-back and fullback at UCLA.





## TITANS 2020 ASSISTANT COACHES

### RYAN CROW ASSISTANT SPECIAL TEAMS

[Click For Complete Online Bio](#)

- Crow joined the Titans in 2018 with seven previous seasons of coaching experience in the college ranks.
- After serving as a defensive assistant for two seasons, his title was changed to assistant special teams coach in 2020.
- Crow served as a graduate assistant at Ohio State (2017) and worked primarily with linebackers.
- Crow spent three seasons at Baldwin Wallace University as offensive coordinator/offensive line coach (2015-16) and offensive line coach (2014). He also spent three seasons at Purdue as a graduate assistant working with the offensive line (2012-13) and one season as assistant strength coach (2011).
- A native of Findlay, Ohio, Crow played linebacker at Bowling Green and earned a scholarship after initially walking on.



### TONY DEWS RUNNING BACKS

[Click For Complete Online Bio](#)

- Dewes joined the Titans in 2018 with 20 previous years of coaching in the college ranks.
- In 2019, the Titans finished third in the NFL in rushing offense with Derrick Henry leading the league with 1,540 rushing yards.
- In 2018, the Titans finished with the NFL's seventh-ranked rushing offense, and Derrick Henry ranked second in the AFC with 1,059 rushing yards.
- Prior to his arrival in Tennessee, Dewes coached running backs at West Virginia in 2017.
- Dewes had stints coaching wide receivers at Arizona (2012-16), tight ends at Pittsburgh (2011), wide receivers at Michigan (2008-10), wide receivers at West Virginia (2007), linebackers at UNLV (2006), special teams (2005) and tackles/tight ends (2004) at Central Michigan, defensive line at Holy Cross (2002), offensive line at California (Pa.) and defensive line at Millersville (1998). He was a graduate assistant at West Virginia from 1999-2001.
- A native of Clifton, Va., Dewes played tight end at Liberty University, where he was the team's leading receiver in both of his final two seasons.



### TODD DOWNING TIGHT ENDS

[Click For Complete Online Bio](#)

- Downing joined the Titans in 2019 with 18 years of previous NFL coaching experience.
- In his first season with the Titans, he helped Jonnu Smith set career highs in receptions (35) and yards (439). Anthony Firkser (15 games) and MyCole Pruitt (10 starts) also saw the most extensive playing time of their careers.
- He spent 2018 as the tight ends coach for the Minnesota Vikings, helping Pro Bowl tight end Kyle Rudolph post the second-highest reception (64) and yardage totals (634) of his career.
- Downing spent three seasons (2015-17) with the Oakland Raiders, first as quarterbacks coach and then one season as offensive coordinator. In all three seasons with the Raiders, quarterback Derek Carr earned Pro Bowl invites.
- Downing coached the quarterbacks for one season (2014) in Buffalo and spent five seasons (2009-13) with the Detroit Lions. He originally joined the Lions as an offensive quality control coach and worked his way up to quarterbacks coach for the final three seasons.
- Downing began his NFL coaching career with the Minnesota Vikings (2001-05) and then the St. Louis Rams (2006-08).
- The Minneapolis, Minn., native attended the University of Minnesota.



### MATT EDWARDS DEFENSIVE ASSISTANT

[Click For Complete Online Bio](#)

- Edwards joined the Titans in 2018 with 15 previous years of collegiate coaching experience.
- After serving as assistant special teams coach for two seasons, his title was changed to defensive assistant in 2020.
- He spent four seasons (2014-17) as the defensive coordinator at Tiffin University.
- Edwards served as the defensive line/special teams coordinator at Florida Atlantic (2013), the linebackers/special teams coordinator (2012) and defensive ends coach (2011) at Miami (Ohio), and seven seasons (2004-10) at Kent State primarily coaching the defensive line. Edwards began his coaching career as linebackers coach at the College of Wooster.
- A native of Cincinnati, Ohio, Edwards played linebacker and defensive end at Miami (Ohio).



### MONDRAY GEE STRENGTH & CONDITIONING ASSISTANT

[Click For Complete Online Bio](#)

- Gee (pronounced "jee") joined the Titans in 2019 after spending nine seasons with the Seattle Seahawks (2010-18), where he served as an assistant strength and conditioning coach.
- Prior to joining the Titans, Gee accrued 19 seasons in coaching, including 18 seasons in the NFL.
- The Seahawks earned playoff berths in seven of his nine seasons there, including a Super Bowl XLVII victory following the 2013 season and an NFC title the following year.
- From 2008-09, Gee was a strength and conditioning assistant with the Green Bay Packers. His stint in Green Bay followed seven seasons (2001-07) with the Detroit Lions as a strength and conditioning assistant.
- Gee also worked at Michigan State (1996-2001), first as an intern as an undergrad and then as a strength and conditioning graduate assistant.
- He is a native of Detroit, Mich.



### JIM HASLETT INSIDE LINEBACKERS

[Click For Complete Online Bio](#)

- Haslett joined the Titans in 2020 with 24 years of NFL coaching experience and nine years of NFL playing experience.
- He arrived in Tennessee after spending three seasons (2016-18) as the linebackers coach for the Cincinnati Bengals.
- He holds the distinction as being the only person recognized as a College Football Hall of Fame member (as a player), an Associated Press NFL Defensive Rookie of the Year and an AP NFL Coach of the Year.
- His 12 total seasons as an NFL coordinator include stints with New Orleans (1996), Pittsburgh (1997-99), St. Louis (2006-08) and Washington (2010-14).
- He coached Mike Vrabel during his stint as defensive coordinator in Pittsburgh.
- His experience includes six seasons (2000-05) as the head coach for the New Orleans Saints, where he earned AP Coach of the Years honors in 2000. He also had stints as a head coach in 2008 on an interim basis with the St. Louis Rams, and for the Florida Tuskers in the United Football League in 2009.
- A Pittsburgh native, Haslett was a four-time little All-America defensive player (LB and DE) at Indiana (Pa.) University. He was a second-round draft pick by the Buffalo Bills in 1979.





## TITANS 2020 ASSISTANT COACHES

### CHANDLER HENLEY QUALITY CONTROL

[Click For Complete Online Bio](#)


- Chandler Henley joined the Titans in 2018 after spending the previous three years coaching tight ends at Yale, his alma mater.
- The 2019 Titans ranked third in the NFL in rushing, first in red zone efficiency and fourth in yards per play.
- The 2017 Yale squad earned its first outright Ivy League title since 1980, and Henley helped starting tight end Jaeden Graham win first-team All-Ivy League honors.
- Henley spent three total seasons at Vanderbilt University, starting as an offensive/recruiting graduate assistant (2012-13) and adding assistant quarterback coach to his responsibilities in 2014.
- A native of Littleton, Colo., Henley played wide receiver for Yale (2002-06), recording 110 receptions for 1,609 yards and 11 touchdowns during his career.



### ZAK KUHR QUALITY CONTROL

[Click For Complete Online Bio](#)

- Offensive analyst at the University of Texas in 2019.
- Spent two seasons at Texas State. In addition to coaching running backs for the Bobcats from 2017-18, he was the co-offensive coordinator in 2017 and the offensive coordinator/assistant head coach in 2018.
- Coached running backs at Rutgers in 2016.
- Spent two years on the coaching staff at James Madison, serving as co-offensive coordinator and running backs coach in 2015 after coaching the running backs during the previous season.
- Served as a graduate assistant at Old Dominion in 2013.
- Interned under Urban Meyer at Ohio State for two seasons after a two-year stint as a special teams coordinator at Edward Waters College.
- He is a native of Jacksonville, Fla.



### ANTHONY MIDGET SECONDARY

[Click For Complete Online Bio](#)

- Midget was hired by the Titans in 2020 to coach the Titans secondary. He arrived in Tennessee with 14 years of coaching experience, including six seasons (2014-19) with the Houston Texans.
- From 2018-19, he was the Texans secondary coach. In 2018, the Texans finished ninth in the NFL with 15 interceptions and ranked fourth in points allowed (19.8 per game).
- He joined the Texans in 2014 as the assistant secondary coach and spent four seasons in that role before being promoted.
- Before joining the NFL, he spent one season at Penn State coaching safeties (2013) and five seasons (2008-12) at Georgia State, including his final season there as defensive coordinator.
- His college coaching career started at his alma mater as a graduate assistant at Virginia Tech (2007) after entering coaching at Lake Worth (Fla.) High School from 2003-06.
- A Florida native, Midget was a three-year starter at cornerback for Virginia Tech and was a fifth-round selection by the Atlanta Falcons in 2000.



### ROB MOORE WIDE RECEIVERS

[Click For Complete Online Bio](#)

- Moore joined the Titans in 2018 with 16 years of NFL experience as a player and coach.
- In 2019, A.J. Brown led the 2019 NFL rookie class in receiving yards (1,051), tied for the rookie lead in touchdown receptions (eight), ranked fifth among rookies in receptions (52) and ranked second among all NFL players in receiving average (20.2).
- In 2018, Corey Davis, led the offense in his second season with 65 receptions, 891 receiving yards and four touchdowns, seeing dramatic increases from his rookie campaign. Davis' yardage total ranked ninth among all AFC receivers.



- Moore spent three seasons (2015-17) as the wide receivers coach for the Oakland Raiders and one year (2014) with the Buffalo Bills.
- During his three years in Oakland, he worked with Amari Cooper and Michael Crabtree, who totaled 435 receptions, 5,556 receiving yards and 43 touchdowns in that time.
- During his one year in Buffalo, he worked with Sammy Watkins, who set franchise records for a rookie with 65 receptions for 982 yards.
- Moore also spent time coaching at Syracuse (2010-13), Phoenix (Ariz.) Junior College (2009) and Montclair (N.J.) High School (2002-03).
- A native of Hempstead, N.Y., Moore had a 12-year NFL career playing for the New York Jets (1990-94) and Arizona Cardinals (1995-2001).

### PAT O'HARA QUARTERBACKS

[Click For Complete Online Bio](#)

- O'Hara joined the Titans in 2018 after spending three seasons (2015-17) with the Houston Texans as an offensive assistant who helped coach quarterbacks. He arrived in Tennessee with 19 previous seasons of coaching experience.
- In 2019, Ryan Tannehill led the NFL in passer rating (117.5—fourth in NFL history) and passing average (9.6). Tannehill set franchise records in both categories in addition to the team's completion percentage benchmark (70.3).
- In 2018, quarterback Marcus Mariota set a then-franchise record with a 68.9 completion percentage. He also finished with a career-best average of 7.64 yards per attempt and a career-low eight interceptions.
- O'Hara spent 10 years coaching in the Arena Football League, including stints as a head coach for the Los Angeles Avengers (2009), Tri-Cities Fever (AF2, 2009), Orlando Predators (2010-11) and New Orleans Voo-Doo (2012-14).
- O'Hara was an offensive coordinator for the AFL's Tampa Bay Storm for three seasons (2005, 2007-08).
- A native of Santa Monica, Calif., O'Hara was a 10th round selection for the Tampa Bay Buccaneers in the 1991 NFL Draft.



### FRANK PIRAINO STRENGTH & CONDITIONING

[Click For Complete Online Bio](#)

- Piraino joined the Titans in 2019 after serving as head strength and conditioning coach for football at Boston College, where he spent six total seasons (2013-18).
- Piraino joined head coach Steve Addazio at Boston College after spending two seasons (2011-12) as his head strength and conditioning coach at Temple and one year as the head strength and conditioning coach for football at Marshall (2010).
- He served on the strength and conditioning staff at the University of Florida for five years (2005-09), during a stretch when Florida won a pair of national championships (2006 and 2008) under head coach Urban Meyer.
- He also spent time at Notre Dame (2004), Michigan State (2003-04) and Walsh Jesuit (Cuyahoga Falls, Ohio) High School (2000-03), as well as an internship with the Cleveland Indians (2000-01).
- Piraino graduated from the University of Akron and later earned a master's degree from Michigan State.



### LUKE STECKEL OFFENSIVE ASSISTANT

[Click For Complete Online Bio](#)

- Steckel joined the Titans in 2013 as an assistant to the head coach and was promoted to offensive assistant the following season. He also served as assistant wide receivers coach in 2017.
- The 2019 Titans ranked third in the NFL in rushing, first in red zone efficiency and fourth in yards per play.
- He joined the Titans after spending four seasons (2009-2012) with the Cleveland Browns as the assistant to the head coach.
- He spent three seasons as a linebacker at Princeton (2004-06), where he helped lead the Tigers to an Ivy League Championship.
- He is the son of former Titans offensive coordinator Les Steckel and attended Brentwood (Tenn.) High School.



## TITANS 2020 ASSISTANT COACHES

### JOHN STREICHER COORDINATOR OF FOOTBALL DEVELOPMENT

[Click For Complete Online Bio](#)

- Streicher joined the Titans in 2018 after spending the previous two years (2016-17) as Texas State's director of football operations. There he managed the day-to-day operations of the program and oversaw recruiting under Bobcats head coach Everett Withers.
- From 2014-15, Streicher served on James Madison's football staff. He was promoted to the director of football operations and player personnel in 2015 after originally joining JMU as special assistant to the head coach.
- A native of Cincinnati, Ohio, Streicher went to James Madison after spending six seasons on the football staff at Ohio State.



### MIKE SULLIVAN ASSISTANT OFFENSIVE LINE

[Click For Complete Online Bio](#)

- Sullivan is in his 17th season coaching in the NFL in 2019. His resume includes eight years as an NFL offensive line coach and five campaigns with the Titans.
- In 2019, the Titans finished third in the NFL in rushing offense with Derrick Henry leading the league in rushing yards (1,540). Rookie Nate Davis started 15 consecutive games (including playoffs) at right guard.
- He joined the Titans in 2014 after one season as offensive line coach for the Cleveland Browns (2013).
- Sullivan spent four seasons (2009-12) as offensive line coach for the San Diego Chargers. He had two other stints with the Browns as offensive line coach (2007-08) and assistant offensive line coach (2001-04).
- He has three seasons of college experience, as offensive line coach for Western Michigan (2005-06) and as a graduate assistant for the University of Miami (Fla.) (2000).
- Sullivan began his coaching career in 1997, spending five seasons coaching in Europe.
- A native of Chicago, Ill., Sullivan played in 48 games for the Tampa Bay Buccaneers from 1992-95.



### TERRELL WILLIAMS DEFENSIVE LINE

[Click For Complete Online Bio](#)

- Williams joined the Titans in 2018 with 20 previous years of coaching experience, including six seasons in the NFL.
- In 2019, he helped acclimate first-round rookie Jeffery Simmons to the NFL, while veteran Jurrell Casey earned his fifth consecutive Pro Bowl berth.
- In 2018, Casey was named to the Pro Bowl after leading the defense with seven sacks. The Titans defense ranked eighth overall and third in points allowed.
- He spent three seasons coaching the defensive line with the Miami Dolphins (2015-17).
- During Williams' tenure with the Dolphins, Cameron Wake tallied 29 sacks, the eighth-highest total by a player, and Ndamukong Suh posted 15.5 sacks, the eighth-highest number of sacks among defensive tackles.
- Williams also spent three seasons coaching the defensive line with the Oakland Raiders (2012-14).
- Prior to joining the NFL coaching ranks, Williams spent time at Texas A&M (2010-11), Purdue (2006-09), Akron (2004-05), Youngstown State (2002-03), North Carolina A&T (1999-2001) and Fort Scott Community College (1998).
- A native of Los Angeles, Calif., Williams played collegiately at East Carolina as a nose tackle.



## KEY NUMBERS

### 3

Consecutive game-winning drives by **Ryan Tannehill** and game-winning field goals by **Stephen Gostkowski** to begin the 2020 season.

### +5

The Titans' turnover differential through three games. They lead the NFL in the statistic (through games of Sept. 27).

### 6

Total scoring margin in the Titans' first three wins of 2020.

### 12

Seasons since the Titans last went 3-0 to begin the season (2008).

### 15

Career 100-yard rushing games by **Derrick Henry**, including regular season and playoffs. He has two such games in 2020.

### 17

Interceptions since the beginning of 2017 by fourth-year safety **Kevin Byard**, who owns the highest total in the NFL in that time period.

### 19

Career game-winning drives by quarterback **Ryan Tannehill**, including one in each of the first three games of 2020.

### 20

Total wins, including playoffs, by **Mike Vrabel** in his first two seasons as head coach (2018-19). He owns the second-highest total in franchise history for a head coach's first two campaigns (21 by **Jack Pardee**).

### 21

Wins by the Titans in their 29 most recent games at Nissan Stadium.

### 32

Career interceptions by cornerback **Johnathan Joseph**, who ranks second among all active players behind only **Richard Sherman** (35).

### 35

Number of days between the Titans road games on Sept. 27 and Nov. 1. In between, the Titans have three home games and a bye.

### 40

Career rushing touchdowns by **Derrick Henry**, who ranks fourth in franchise history.

### 114.4

Passer rating by **Ryan Tannehill** since the beginning of the 2019 regular season. He ranks second in the NFL in the category during that time behind **Lamar Jackson** (115.7).

### 118

Career-high receiving yards last week by Titans wide receiver **Kalif Raymond**.

### 7,000

Approximate number of fans that will be allowed to attend the Titans' home game against the Pittsburgh Steelers—roughly 10 percent of Nissan Stadium's capacity. The numbers are expected to increase to 12.5 percent on Oct. 11 and 15 percent on Oct. 18 and could reach 21 percent from November through the end of the season.



## WHAT TO LOOK FOR IN 2020

### WHAT TO LOOK FOR – TEAM

- The Titans need three wins at Nissan Stadium to reach 100 all-time wins there, including postseason. They entered 2020 with a combined regular season and postseason record at Nissan Stadium (opened in 1999) of 97-75.
- The Titans can record their fifth consecutive season with a winning record. It would be the second-longest such streak in franchise history trailing only the Oilers' seven consecutive winning records from 1987 through 1993. Entering 2020, the Titans own the fourth-longest active streak of winning seasons in the NFL behind only the New England Patriots (19), Seattle Seahawks (eight) and Kansas City Chiefs (seven).

### WR A.J. BROWN

- Needs 1,000 receiving yards to become the 11th player to reach 1,000 receiving yards in each of his first two NFL seasons. He would be the first NFL player since **Michael Thomas** (2016-17) and the only player in Titans/Oilers history other than **Bill Groman** (1960-61) to accomplish the feat.
- Needs 1,000 receiving yards, 50 receptions and five receiving touchdowns to become the ninth player in NFL history to accomplish the feat in each of his first two seasons.
- Needs five 100-yard receiving games to become the ninth NFL player with 10 such games through his first two seasons.

### S KEVIN BYARD

- Needs three interceptions in 2020 (17 interceptions entering the season) to become the 15th player in franchise history to reach 20 career interceptions. The most recent Titans player to do so was safety **Michael Griffin**.
- Can record four or more interceptions for the fourth consecutive season. He would join **Darryll Lewis** (1994-98) as the only players to do so in franchise history.
- Needs three interceptions and two sacks to become the sixth player with at least 20 interceptions and five sacks through his first five seasons in NFL history. He would join **Kenny Easley**, **David Fulcher**, **Michael Downs**, **Erik McMillan** and **Greg Wesley**.



### RB DERRICK HENRY

- Can become the ninth player in NFL history to reach 1,000 rushing yards and 12 rushing touchdowns in three consecutive seasons. The most recent player to do so was **LaDainian Tomlinson** (2002-07).
- Passed **Lorenzo White** (4,079 rushing yards) for fourth place on the franchise's all-time rushing list. He trails only **Eddie George** (10,009), **Earl Campbell** (8,574) and **Chris Johnson** (7,965).
- Can become the fourth player in franchise history with three consecutive 1,000-yard rushing seasons, joining **Earl Campbell** (1978–1981), **Eddie George** (1996–2000) and **Chris Johnson** (2008–2013).
- Needs 13 rushing touchdowns in 2020 (38 entering the season) to pass **Chris Johnson** for third place on the franchise's all-time rushing touchdowns list. He would sit behind only **Earl Campbell** (73) and **Eddie George** (64).
- Needs 1,500 rushing yards and 15 rushing touchdowns to become the fourth player in NFL history to accomplish the feat in consecutive seasons. He would join **Terrell Davis** (1997-98), **Shaun Alexander**



(2004-05) and **Larry Johnson** (2005-06).

- Needs two games with at least 200 rushing yards to become the third player in NFL history with four such games in his first five seasons. Only **Earl Campbell** and **LaDainian Tomlinson** have previously accomplished the feat.

### CB JOHNATHAN JOSEPH

- Can record his eighth career season with at least one interception return for a touchdown to tie **Charles Woodson** and **Rod Woodson** for first place in NFL history.

### P BRETT KERN

- Can record his seventh total season and fourth consecutive campaign with a net punting average of at least 40.0 yards. No other punter in franchise history has had one such season.
- Needs 23 punts in 2020 (839 punts with the Titans entering the season) to pass **Craig Hentrich** (861) for the most career punts in franchise history.
- Became the seventh player in franchise history to play 12 seasons for the organization, joining **Bruce Matthews** (1983–2001), **Elvin Bethea** (1968–1983), **Brad Hopkins** (1993–2005), **Gregg Bingham** (1973–1983), **Mike Munchak** (1982–1993) and **Craig Hentrich** (1998–2009). Kern is the first to accomplish the feat exclusively in the "Titans era" (1999–present).
- Needs four games in 2020 (170 career games with the Titans entering the season) to pass **Gregg Bingham** (173) for fifth place on the franchise's career games played list, and Kern needs eight games to pass **Craig Hentrich** for fourth place. He would trail only **Bruce Matthews** (296), **Elvin Bethea** (210) and **Brad Hopkins** (194).

### GM JON ROBINSON

- Can become the only Titans/Oilers general manager other than **Mike Holovak** (1989–1993) to oversee five consecutive winning seasons in his first five years on the job. Only two general managers in franchise history have presided over five total winning seasons with the organization: **Bum Phillips** and Holovak.

### QB RYAN TANNEHILL

- Can produce his fifth career season with at least 3,000 passing yards and his third career season with at least 4,000 passing yards.
- Can become the first player in franchise history to produce consecutive seasons with a passer rating of at least 100.0 (117.5 in 2019).
- Entered 2020 with a current streak of seven consecutive regular season games with at least two touchdown passes and extended the streak to nine games, which is the best streak of his career (five in 2015) and the best streak in franchise history.
- Entered 2020 with a current streak of 10 consecutive regular season games with at least one touchdown pass and extended the streak to 12 games, the longest streak by a Titans quarterback since **Steve McNair's** franchise-record 23 straight games from 2001 to 2002.

### HEAD COACH MIKE VRABEL

- **Mike Vrabel** can become the second head coach in franchise history to produce winning seasons in each of his first three seasons as head coach, joining **Jack Pardee** (four seasons: 1990–1993).



## NISSAN STADIUM

In 2015, the Titans and Nissan North America announced the formation of a 20-year, exclusive naming-rights partnership that rebranded Nashville's downtown stadium as Nissan Stadium.



Nissan Stadium hosts all Titans home football games, Tennessee State University football games, the Music City Bowl, the CMA Music Festival and numerous other events.

The procurement of naming rights to Nissan Stadium fit the automotive company's 'Fewer, Bigger, Better' marketing strategy, which has included ongoing sponsorships of NBC's 'The Voice,' the Heisman House college football program and a major advertising presence in this year's Super Bowl. Nissan is also now the official automotive partner of the Tennessee Titans.

Nissan's ever-growing footprint in Tennessee includes vehicle and powertrain manufacturing facilities in Smyrna and Decherd respectively, along with its North American headquarters in Franklin.

The Nissan Smyrna Plant began operations in 1983 and employs more than 8,400 people. In 2014, the Smyrna plant assembled more than 648,000 vehicles, making it the highest volume automotive assembly plant in North America. Nissan also has a major manufacturing presence in Canton, Miss., along with research and development groups in California, Arizona and Michigan. In total, the company employs more than 22,000 employees in the U.S.

One component of the Titans-Nissan partnership is assisting charitable organizations throughout Middle Tennessee in an array of community outreach programs. A centerpiece of this is the annual "Taste of Titans" charitable event, for which Nissan serves as presenting sponsor. During the course of a 20-year relationship, a total of more than \$1 million resulting from these annual events is anticipated to be distributed to local non-profit organizations.

Nissan Stadium is a city-owned venue that has housed the Titans since 1999. The naming rights agreement includes the opportunity for Nissan branding on the exterior of the stadium, as well as stadium signage and other unique displays inside the stadium. LP Building Products held the naming rights to the stadium from 2006 until the Nissan partnership was established in 2015.

### Titans/Oilers all-time regular-season record by home venue:

Stadium	Seasons	W-L-T	Pct.
Jeppesen Stadium	1960-1964	25-11-0	.694
Rice Stadium	1965-1967	11-10-0	.524
Astrodome	1968-1996	113-103-2	.523
Liberty Bowl	1997	6-2-0	.750
Dudley Field (Vanderbilt Stadium)	1998	3-5-0	.375
<b>Nissan Stadium</b>	<b>1999-2020</b>	<b>96-73-0</b>	<b>.568</b>



## NISSAN STADIUM RECORD WHEN ...

### The Titans at Nissan Stadium (1999-present):

	Games	Record	Pct.
Regular Season	169	96-73	.568
Postseason	4	2-2	.500
<b>Combined</b>	<b>173</b>	<b>98-75</b>	<b>.566</b>

Record When ...	Reg. Season	Playoffs
September	20-15	
October	21-20	
November	22-16	
December	31-21	
January	2-1	2-2
Thursday	4-2	
Friday	0-1	
Saturday	2-1	2-1
Sunday	84-66	0-1
Monday	6-3	
Against own division	40-30	0-1
Against AFC	70-57	2-2
Against NFC	26-16	
Overtime games	6-6	1-0
In primetime	11-10	
Temperature 80+	7-6	
Temperature <40	8-10	1-0
Titans score 20 points	79-30	2-0
Titans score 30 points	34-5	1-0
Titans allow <20 points	62-13	1-1
Titans allow <10 points	13-0	
Titans net 300 yards	72-44	1-2
Opponents net <300 yards	48-10	1-2
Titans commit 0 turnovers	30-9	
Titans force 2 turnovers	63-22	

## WINNING AT HOME

Since the midway point of the 2016 season, the Titans have been one of the NFL's most successful teams at home. In that time, the Titans have won 21 of their 29 games at Nissan Stadium.

In 2018, the Titans won six games and lost twice at Nissan Stadium. They followed that with a 4-4 home record in 2019.

Since the weekend of their 2016 home victory over the Jaguars (Oct. 27, 2016), the Titans' winning percentage in home games is one of the highest in the NFL.

### Highest winning percentage in home games (regular season) since Week 8 of 2016 (Oct. 27, 2016):

Team	Wins	Losses	Ties	Win Pct
1. New England Patriots	25	5	0	.833
2. Baltimore Ravens	24	6	0	.800
3. New Orleans Saints	23	8	0	.742
4. Kansas City Chiefs	22	8	0	.733
<b>5. Tennessee Titans</b>	<b>21</b>	<b>8</b>	<b>0</b>	<b>.724</b>
6. Green Bay Packers	20	8	1	.707
7. Dallas Cowboys	21	9	0	.700
Pittsburgh Steelers	21	9	0	.700
9. Philadelphia Eagles	20	10	1	.661
10. Minnesota Vikings	20	11	0	.645
Seattle Seahawks	20	11	0	.645

## FANS RETURN TO NISSAN STADIUM

On Sept. 17, the Titans announced that Nissan Stadium will open at limited capacity beginning with the Oct. 4 Titans home game against the Pittsburgh Steelers. The three October home games will gradually increase in capacity with the goal of reaching a fixed capacity for the remaining games in November and December.

The Oct. 4 game will be open to season ticket members up to 10 percent of the stadium's capacity, which is roughly 7,000 fans in the lower bowl and club levels. The next October home game (Oct. 11) will allow 12.5 percent and the third (Oct. 18) 15 percent. For November until the end of the season, capacity could reach 21 percent, which is the maximum capacity the facility can accommodate under current CDC guidelines. Outside of the seating bowl, suites will operate at a limited capacity.

"We are thrilled to welcome fans back to Nissan Stadium and can't thank Mayor Cooper and the Metro Nashville Public Health Department enough for their collaboration in making this possible," said Titans President and CEO Burke Nihill. "The health and safety of our fans, players and staff remains our top priority and we felt like a gradual capacity plan was the right call, knowing that we may need to be flexible as time goes on. We feel confident that our Safe Stadium Plan will give everyone a safe and comfortable experience as they return to our gates."

Detailed information on the Safe Stadium Plan can be found at [www.tennesseetitans.com/safestadium](http://www.tennesseetitans.com/safestadium). Key components include:

- Socially-distant seating pods accommodating parties of one to a maximum of six people
- Mobile ticketing and parking, to eliminate physical contact while scanning passes
- Mandatory face coverings at all times, except when actively eating or drinking
- Over 300 hand sanitizing stations throughout the stadium
- Individually-wrapped food items at concession stands
- Elimination of all smoking and vaping areas in the facility
- Health screenings and personal protective equipment for all Nissan Stadium employees
- A comprehensive cleaning plan during events for bathrooms and near concession areas

Fans will be asked to arrive early and head straight to the gates after they arrive. After consulting with local and national health experts, there will be no tailgating or pregame activities allowed outside of the stadium. The stadium will have dedicated security crews throughout Nissan Stadium to enforce all Safe Stadium policies.



## TITANS ROSTER BREAKDOWN

On the Titans' 53-man roster (as of Sept. 27), there are 24 offensive players, 26 defensive players and three specialists. Seventeen of the 53 players were added to the roster since the end of the 2019 campaign.

The following is a closer breakdown of the 53-man roster (as of Sept. 27, 2020):

### Years in NFL (including 2020):

15th	2
13th	1
12th	0
11th	1
10th	0
9th	5
8th	1
7th	5
6th	5
5th	6
4th	3
3rd	7
2nd	9
1st	2
Rookie	6

### By Age (roster as of the first regular season game, Sept. 14, 2020):

20-24	17
25-28	22
29-32	11
33+	3

### By Position:

ILB	5
OLB	5
OL	9
CB	6
DL	6
WR	5
S	4
TE	4
RB/FB	4
Specialists	3
QB	2

### By Draft Round:

First Round	9
Second Round	7
Third Round	4
Fourth Round	5
Fifth Round	5
Sixth Round	1
Seventh Round	3
Undrafted	17

### First-Round Draft Picks:

DL Jeffery Simmons (2019)
ILB Rashaan Evans (2018)
WR Corey Davis (2017)
OLB Vic Beasley Jr. (2015)
OLB Jadeveon Clowney (2014)
T Taylor Lewan (2014)
S Kenny Vaccaro (2013)
QB Ryan Tannehill (2012)
CB Johnathan Joseph (2006)

### Pro Bowl Seasons:

OLB Vic Beasley (2016)
CB Malcolm Butler (2015-16)
S Kevin Byard (2017)
OLB Jadeveon Clowney (2016-18)
K Stephen Gostkowski (2008, 2013-15)
RB Derrick Henry (2019)
CB Johnathan Joseph (2011-12)
P Brett Kern (2017-19)
T Taylor Lewan (2016-18)
QB Ryan Tannehill (2019)

### Super Bowl Victories:

CB Malcolm Butler (2014, 2016)
K Stephen Gostkowski (2014, 2016, 2018)

### Drafted by the Titans: 18

### New players in 2020: 17

### Oldest player:

K Stephen Gostkowski (1/28/84)

### Youngest player:

CB Kristian Fulton (9/3/98)

### Tallest player:

OL Dennis Kelly (6-8)

### Shortest player:

WR Kalif Raymond (5-8)

### States that produced the most current Titans (high school location):

**California** - 8 (Jayon Brown, Matt Dickerson, Jamil Douglas, Nick Dzubnar, Jeremy McNichols, Daniel Munyer, Ty Sambraillo, Geoff Swaim)

**Georgia** - 5 (Vic Beasley Jr., Kevin Byard, Isaiah Mack, Chris Milton, Kalif Raymond)

**Florida** - 5 (Darrynton Evans, Derrick Henry, Chris Jackson, Jonnu Smith, Nick Westbrook-Ikhine)

**Texas** - 5 (Aaron Brewer, Joshua Kalu, Derick Roberson, Ryan Tannehill, Kenny Vaccaro)

### Universities that produced the most current Titans:

Alabama, Boise State, Clemson, Indiana, Nebraska, Penn State, South Carolina, Texas, Toledo, UCLA (tie) - 2



## TITANS/OILERS ALL-TIME RECORD

	W	L	T
<b>Regular Season:</b>	<b>443</b>	<b>470</b>	<b>6</b>
Home	254	203	2
Road	189	267	4
As Titans (1999-present)	176	163	0
As Oilers (1960-1998)	267	307	6
<b>Postseason:</b>	<b>17</b>	<b>21</b>	<b>0</b>
Home	6	5	0
Road	11	15	0
Super Bowl (XXXIV)	0	1	0
As Titans (1999-present)	8	8	0
As Oilers (1960-1998)	9	13	0

**All-time playoff appearances by the Oilers/Titans:** 1960, 1961, 1962, 1967, 1969, 1978, 1979, 1980, 1987, 1988, 1989, 1990, 1991, 1992, 1993, 1999, 2000, 2002, 2003, 2007, 2008, 2017, 2019

**All-time division titles by the Oilers/Titans:** 1960, 1961, 1962, 1967, 1991, 1993, 2000, 2002, 2008

## FOUR CONSECUTIVE WINNING SEASONS

In 2019, the Titans recorded their fourth season with a winning record in four seasons since **Jon Robinson** was hired as general manager.

In the "Titans era" (1999–present), it marks the first time the team has had as many as three consecutive winning campaigns.

With 9-7 records every season from 2016 through 2019, the Titans own the fourth-longest active streak of winning seasons in the NFL through 2019. Only the New England Patriots (19), Seattle Seahawks (eight) and Kansas City Chiefs (seven) have longer streaks.

**Most current consecutive winning seasons (through 2019):**

Team	Total	Seasons
1. New England Patriots	19	2001–2019
2. Seattle Seahawks	8	2012–2019
3. Kansas City Chiefs	7	2013–2019
4. <b>Tennessee Titans</b>	<b>4</b>	<b>2016–2019</b>
5. New Orleans Saints	3	2017–2019
Baltimore Ravens	3	2017–2019
Philadelphia Eagles	3	2017–2019
Los Angeles Rams	3	2017–2019

## WINNING IN THE AFC SOUTH

From 2017 through 2019, the Titans were 11-7 in games versus AFC South opponents. Their .611 winning percentage was the best in the division during that time period.

The Titans finished the 2017 regular season with a 5-1 record in the AFC South, giving them their second-best divisional record since the formation of the AFC South in 2002. In 2018 and 2019, the Titans went 3-3 within the division.

**Best division winning percentage in the AFC South from 2017–2020:**

Team	Wins	Losses	Ties	Win %
1. <b>Tennessee Titans</b>	<b>12</b>	<b>7</b>	<b>0</b>	<b>.632</b>
2. Houston Texans	9	9	0	.500
3. Indianapolis Colts	9	10	0	.474
4. Jacksonville Jaguars	8	12	0	.400

**Best final division records for the Titans since the AFC South was formed in 2002:**

Season	Wins	Losses	Win %
1. 2002	6	0	1.000
2. 2017	5	1	.833
3. 2008	4	2	.667
2003	4	2	.667
2006	4	2	.667
2007	4	2	.667
7. 2019	3	3	.500
2018	3	3	.500
2011	3	3	.500

## YARDS PER PLAY IN 2019

The 2019 Titans finished the season with 5,805 total yards on 949 total plays. Their average of 6.12 yards per play was the fourth-best in the NFL.

The Titans' 6.12 yards per play was the franchise's best finish since 1990 (6.18).

**Highest average yards per play in 2019:**

Team	Yards Per Play
1. Dallas Cowboys	6.46
2. Kansas City Chiefs	6.22
3. Baltimore Ravens	6.13
4. <b>Tennessee Titans</b>	<b>6.12</b>
5. San Francisco 49ers	6.02
6. New Orleans Saints	5.92
7. Los Angeles Chargers	5.90
8. Oakland Raiders	5.88
9. Tampa Bay Buccaneers	5.86
10. Minnesota Vikings	5.83

## TOUCHDOWNS IN 2019

The Titans tied for third in the NFL in 2019 with 54 total touchdowns.

The Titans' 2019 touchdown total ranked second all-time for the franchise behind only the 1961 club, which had 66 touchdowns.

**Most touchdowns in 2019:**

Team	Total Touchdowns
1. Baltimore Ravens	64
2. San Francisco 49ers	56
3. <b>Tennessee Titans</b>	<b>54</b>
Tampa Bay Buccaneers	54
5. New Orleans Saints	52
6. Kansas City Chiefs	50
7. Dallas Cowboys	49
Seattle Seahawks	49
New England Patriots	49
10. Minnesota Vikings	47

## SCORING DEFENSE, 2018-19

The Titans defense allowed 18.9 points per game in 2018, which was the third-best average in the NFL. It was the Titans' lowest average points allowed since 2008 (14.6). The Titans surrendered 21 or fewer points in 10 of their 16 games in 2018.

Since the beginning of the 2018 campaign, the Titans have allowed the fifth-fewest points in the NFL.

**Fewest points allowed per game from 2018–2019:**

Team	Points Allowed/Game
1. New England Patriots	17.2
2. Baltimore Ravens	17.8
3. Chicago Bears	18.2
4. Buffalo Bills	19.8
5. <b>Tennessee Titans</b>	<b>19.8</b>
6. Minnesota Vikings	20.1
7. Dallas Cowboys	20.2
8. Pittsburgh Steelers	20.7
9. Denver Broncos	20.8
10. Los Angeles Chargers	21.1



## THIRD-DOWN DEFENSE IN 2019

In 2019, the Titans defense limited opponents to 74 conversions on 204 attempts on third down. The Titans defense ranked eighth in the NFL on third down with a 36.3 percentage.

In the combined first two seasons with **Mike Vrabel** as head coach from 2018–2019, the Titans defense ranked seventh in the NFL with a third-down percentage of 36.4 (149 of 409).

### Top third-down defenses in 2019:

Opponent	Conversions	Attempts	Opp. 3rd Down Pct.
1. New England Patriots	47	195	24.1
2. San Francisco 49ers	64	192	33.3
Dallas Cowboys	67	201	33.3
4. Philadelphia Eagles	70	205	34.1
5. Tampa Bay Buccaneers	75	218	34.4
6. New Orleans Saints	73	210	34.8
7. Buffalo Bills	76	212	35.8
8. Tennessee Titans	74	204	36.3
9. Pittsburgh Steelers	76	209	36.4
Chicago Bears	76	209	36.4

## LEAST PENALIZED TEAMS FROM 2018–2020

Under head coach **Mike Vrabel**, who was named to his current post in 2018, the Titans have been one of the NFL's least penalized teams.

From 2018–19, the Titans were called for the second-fewest total penalties in the NFL—181 total penalties.

In 2018, the Titans were called for only 82 penalties, leading the NFL and setting a team record for the lowest number in a 16-game season (since 1978, excluding strike-shortened 1982 and 1987 seasons). They received no more than four penalties in nine of their 16 games. The previous franchise record for fewest penalties in a 16-game season was 84 by the 1983 Oilers.

### Fewest total penalties from 2018–2020:

Team	Penalties
1. Tennessee Titans	194
New England Patriots	194
3. Carolina Panthers	196
4. Minnesota Vikings	202
5. Miami Dolphins	213
6. New York Giants	216
7. Indianapolis Colts	217
8. Philadelphia Eagles	219
9. Chicago Bears	221
10. Green Bay Packers	224

## TURNOVER DIFFERENTIAL

The Titans currently lead the NFL with a plus-five turnover differential in 2020. They have a total of six takeaways and one giveaway.

### Highest turnover differential in 2020:

Team	Takeaways	Giveaways	Turnover Differential
1. Tennessee Titans	6	1	+5
2. Seattle Seahawks	6	2	+4
3. Baltimore Ravens	5	1	+4
4. New England Patriots	7	3	+4
5. Indianapolis Colts	6	3	+3
6. San Francisco 49ers	4	1	+3
7. Cleveland Browns	7	4	+3
8. Green Bay Packers	3	0	+3
9. (five tied)			+2

## WINNING CLOSE GAMES

The Titans won their first three games of 2020 by a total of six points—a 16-14 victory at Denver followed by a 33-30 win against the Jaguars and a 31-30 win at Minnesota.

In 2019, with **Ryan Tannehill** piloting the offense, they earned a pair of three-point wins: 23-20 over the Los Angeles Chargers (Oct. 20) and 35-32 against the Kansas City Chiefs (Nov. 10).

Their five total wins in games decided by three points or less since the start of 2019 ties them with Houston for the most in the NFL.

### Most wins in games decided by three points or less, 2019–2020:

Team	Wins
1. Tennessee Titans	5
Houston Texans	5
3. Seattle Seahawks	4
4. Indianapolis Colts	3
Detroit Lions	3
Buffalo Bills	3
New Orleans Saints	3
San Francisco 49ers	3

## TITANS REBOUND AFTER 2-4 START

After winning their 2019 regular season opener at Cleveland (Sept. 8), the Titans dropped four of their next five games to begin the season with a 2-4 record. From that point forward, they won nine of their last 13 games, including playoffs.

Since the NFL went to its current playoff format in 1990, 345 teams have gone 2-4 or worse in their first six games of a season. From that group, the Titans became the 21st team to earn a postseason berth.

Their wild card victory over the Patriots made the Titans the 10th team to win a playoff game and the 11th team to advance to the divisional round after faring no better than 2-4 in their first six games.

A week later, the Titans became the third such team to advance to the conference championship, joining the 2002 Titans (2-4) and the 1996 Jacksonville Jaguars (2-4).


As a franchise, the Titans/Oilers have advanced to the divisional round or beyond three times following a 2-4 or worse start through six games. In addition to the 2019 squad and the 2002 club, the 1993 Oilers went to the divisional round with a first-round bye.

### NFL teams that advanced to the divisional playoff round and beyond after going 2-4 or worse in their first six regular season games, 1990–2019:

Team	Season	First 6 Games	Final Reg. Season W-L	Advanced To (Round)
Tennessee Titans	2019	2-4	9-7	Conference
Indianapolis Colts	2018	1-5	10-6	Divisional
Seattle Seahawks	2015	2-4	10-6	Divisional
Kansas City Chiefs	2015	1-5	11-5	Divisional
Denver Broncos	2011	2-4	8-8	Divisional
Tennessee Titans	2002	2-4	11-5 <sup>a</sup>	Conference
New York Jets	2002	2-4	9-7	Divisional
Minnesota Vikings	1999	2-4	10-6	Divisional
Jacksonville Jaguars	1996	2-4	9-7	Conference
Houston Oilers	1993	2-4	12-4 <sup>b</sup>	Divisional
San Diego Chargers	1992	2-4	11-5	Divisional

a - First-round bye; b - First-round bye





# TITANS QUARTERBACKS

No.	Name	Ht	Wt	Exp	College
17	Tannehill, Ryan	6-4	217	9	Texas A&M
5	Woodside, Logan	6-1	213	1	Toledo

## #17 - QB RYAN TANNEHILL

**6-4, 207, 9th Year (2nd with Titans), Texas A&M**  
[Click for complete bio](#)



Quarterback **Ryan Tannehill** is in his ninth NFL season and his second campaign with the Titans in 2020. He received a multi-year contract extension during the 2020 offseason.

In 2019, Tannehill took control as the team's starting quarterback in Week 7 and subsequently led the Titans to the playoffs and an appearance in the AFC championship game. In his 13 starts, including the regular season and playoffs, the Titans went 9-4.

Tannehill set single-season franchise records and led the NFL with a 117.5 passer rating and a passing average of 9.6 yards per attempt. His passer rating was the fourth-highest figure in NFL history among qualifiers. Additionally, he set a club record and placed third in the NFL with a 70.3 completion percentage.

Tannehill was named AFC Offensive Player of the Month for December 2019 and was named to his first career Pro Bowl. He also won the Associated Press Comeback Player of the Year Award.

Originally a first-round selection (eighth overall) by the Miami Dolphins in the 2012 NFL Draft, Tannehill was acquired by the Titans in a trade with the Dolphins on March 15, 2019. The Titans sent a 2019 seventh-round pick and a 2020 fourth-round selection to Miami in exchange for Tannehill and a 2019 sixth-rounder.

Over his seven seasons in Miami, he started 88 games, threw for 20,434 yards and 123 touchdowns, and rushed for 1,210 yards and six scores. When he left Miami, he ranked second in franchise history behind **Chad Pennington** in both career completion percentage (62.8) and career passer rating (87.0). He authored 13 game-winning drives for the Dolphins.

During the first four seasons of his career (2012-15), Tannehill's passing yardage total—15,460 yards—was the third highest mark in NFL history, behind only **Peyton Manning** and **Dan Marino**. Tannehill's two 4,000-yard passing seasons (2015 and 2014) were the only ones recorded by a Dolphins quarterback other than Marino (six times). The Dolphins reached the playoffs in 2016, breaking an eight-year postseason drought.

A native of Big Spring, Texas, Tannehill attended Texas A&M, where he earned honorable mention All-America honors as a senior. He played both quarterback and wide receiver, passing for 5,450 yards and 42 touchdowns and adding 112 receptions for 1,596 yards and 10 scores.

**2020 Notes:**

➤ **At Denver (9/14)**, opened the season on Monday Night Football with a 97.9 passer rating after completing 29 of 43 passes for 249 yards with two touchdowns and no interceptions. He also rushed for 14 yards on three attempts. He registered his 17th career game-winning drive and his fourth as a member of the Titans. On the team's final drive, which ended with the go-ahead 25-yard field goal by Stephen Gostkowski, Tannehill completed five of seven attempts for 40 yards. His two touchdown passes included a one-yard pass to tight end MyCole Pruitt in the second quarter and a one-yard touchdown toss to tight end Jonnu Smith in the fourth quarter. He extended his streak to 11 consecutive regular season games with at least one touchdown pass and extended his streak to eight consecutive regular season games with at least two touchdown passes. His 43 passing attempts were his most in a game since Sept. 18, 2016 (45 vs. New England).

➤ **Against Jacksonville (9/20)**, registered his 100th career start in the regular season and recorded a 145.7 passer rating—the seventh best single-game passer rating in franchise history (minimum 20 attempts)—by completing 18 of 24 attempts for 239 yards with four touchdowns and

no interceptions. It was the best passer rating for the club since Marcus Mariota's 149.8 against Green Bay on Nov. 13, 2016. It was Tannehill's second-highest career passer rating in a game with a minimum of 20 attempts, topped only by his 155.3 against the Oakland Raiders on Sept. 23, 2018. He tied his career high with four touchdown passes, becoming the first Titans quarterback with four or more touchdown passes in a game since Mariota's 2016 performance against Green Bay. Tannehill's four touchdown passes against the Jaguars included a 13-yard pass to tight end Jonnu Smith and a nine-yard strike to wide receiver Corey Davis in the first quarter, a four-yard touchdown to Smith in the second quarter, and finally an 18-yard toss to wide receiver Adam Humphries in the third quarter. He registered his 18th career game with three or more touchdown passes and reached 150 career touchdown passes on his third touchdown pass of the day. He extended his career-best streak and set a franchise record with his ninth consecutive regular season game with at least two touchdown passes. Marcus Mariota established the previous team record with eight consecutive games in 2016 with two touchdown passes. He also extended his streak to 12 consecutive regular season games with at least one touchdown pass, the longest streak by a Titans quarterback since Steve McNair set the franchise record from 2001 to 2002 with 23 consecutive games with a touchdown pass. He posted his NFL-high 10th game with at least two touchdown passes and no interceptions since he stepped into the starting lineup for the Titans in Week 7 of 2019, including the regular season and postseason. Tannehill owns 27 such games in his career. He registered his 18th career game-winning drive and his fifth as a member of the Titans.

➤ **At Minnesota (9/27)**, completed 23 of 37 passes for 321 yards with one interception. He registered his 20th career 300-yard passing game and his first of 2020. He had three passes of more than 35 yards: a 44-yard completion to Kalif Raymond during the opening series, a 38-yard strike to Corey Davis in the third quarter and a 61-yard bomb to Raymond in the third quarter. He became the first NFL quarterback since Matt Ryan in 2015 with a game-winning drive in each of his team's first three games of a season, logging his 19th career game-winning drive and his sixth as a member of the Titans. He led the offense to eight total scoring drives, including five scoring drives in the second half.

## TEAM SINGLE-GAME PASSER RATING

On Sept. 20, 2020, **Ryan Tannehill** recorded a 145.7 passer rating against the Jacksonville Jaguars. It qualified as the seventh best single-game passer rating in franchise history (minimum 20 attempts). He completed 18 of 24 attempts for 239 yards with four touchdowns and no interceptions. It was Tannehill's second-highest career passer rating in a game with a minimum of 20 attempts, topped only by his 155.3 as a member of the Miami Dolphins against the Oakland Raiders on Sept. 23, 2018.

**Highest single-game passer ratings in franchise history (min. 20 attempts):**

Player	Opp	Date	Att	Cmp	Yds	TD	Int	Rtg
1. Chris Chandler	at Cin	9/24/95	26	23	352	4	0	158.3
2. Marcus Mariota	GB	11/13/16	26	19	295	4	0	149.8
3. Marcus Mariota	Jax	10/27/16	22	18	270	2	0	148.1
4. Marcus Mariota	at Hou	11/26/18	23	22	303	2	0	147.7
5. Steve McNair	Hou	10/12/03	27	18	421	3	0	146.8
6. Warren Moon	at Cle	11/18/90	32	24	322	5	0	146.1
7. <b>Ryan Tannehill</b>	<b>Jax</b>	<b>9/20/20</b>	<b>24</b>	<b>18</b>	<b>239</b>	<b>4</b>	<b>0</b>	<b>145.7</b>
8. Warren Moon	Buf	11/26/90	22	16	300	2	0	145.1
9. Chris Chandler	Den	11/26/95	26	18	280	3	0	143.1
10. Warren Moon	Mia	10/1/89	23	19	254	2	0	141.7





**Tannehill's 2020 Game-by-Game Statistics:**

Date/Opp	W-L	G/S	Passing													Rushing				
			Att	Cmp	Pct	Yds	Yd/Att	TD	TD%	Int	Int%	Lg	Sack	Lost	Rate	Att	Yds	Avg	Lg	TD
9/14 at Den	W	QB	43	29	67.4	249	5.8	2	4.7	0	0.0	23	1	2	97.9	3	14	4.4	11	0
9/20 vs. Jax	W	QB	24	18	75.0	239	10.0	4	16.7	0	0.0	63	1	8	145.7	4	12	3.0	8	0
9/27 at Min	W	QB	37	23	62.2	321	8.7	0	0.0	1	2.7	61	1	11	78.8	4	9	2.3	10	0
10/4 vs. Pit																				
10/11 vs. Buf																				
10/18 vs. Hou																				
11/1 at Cin																				
11/8 vs. Chi																				
11/12 vs. Ind																				
11/22 at Bal																				
11/29 at Ind																				
12/6 vs. Cle																				
12/13 at Jax																				
12/19-20 vs. Det																				
12/27 at GB																				
1/3 at Hou																				

**Tannehill's Career Regular Season Statistics (2012-18 with Miami):**

Year	G	S	Passing													Rushing				
			Att	Cmp	Pct	Yds	Yd/Att	TD	TD%	Int	Int%	Lg	Sack	Lost	Rate	Att	Yds	Avg	Lg	TD
2012	16	16	484	282	58.3	3,294	6.8	12	2.5	13	2.7	80	35	234	76.1	49	211	4.3	31	2
2013	16	16	588	355	60.4	3,913	6.7	24	4.1	17	2.9	67	58	399	81.7	40	238	6.0	48	1
2014	16	16	590	392	66.4	4,045	6.9	27	4.6	12	2.0	50	46	337	92.8	56	311	5.6	40	1
2015	16	16	586	363	61.9	4,208	7.2	24	4.1	12	2.0	54	45	420	88.7	32	141	4.4	28	1
2016	13	13	389	261	67.1	2,995	7.7	19	4.9	12	3.1	74	29	216	93.5	39	164	4.2	18	1
2017	0	0																		
2018	11	11	274	176	64.2	1,979	7.2	17	6.2	9	3.3	75	35	279	92.7	32	145	4.5	20	0
2019	12	10	286	201	70.3	2,742	9.6	22	7.7	6	2.1	91	31	212	117.5	43	185	4.3	25	4
2020	3	3	104	70	67.3	809	7.78	6	5.8	1	1.0	63	3	21	105.8	11	35	3.2	11	0
<b>Totals</b>	<b>103</b>	<b>101</b>	<b>3,301</b>	<b>2,100</b>	<b>63.6</b>	<b>23,985</b>	<b>7.27</b>	<b>151</b>	<b>4.6</b>	<b>82</b>	<b>2.5</b>	<b>91</b>	<b>282</b>	<b>2,118</b>	<b>90.3</b>	<b>302</b>	<b>1,430</b>	<b>4.7</b>	<b>48</b>	<b>10</b>

**Tannehill's Career Postseason Statistics:**

Year	G	S	Passing													Rushing				
			Att	Cmp	Pct	Yds	Yd/Att	TD	TD%	Int	Int%	Lg	Sack	Lost	Rate	Att	Yds	Avg	Lg	TD
2016	0	0	0	0	-	0	-	0	-	0	-	-	0	0	-	0	0	-	-	0
2019	3	3	60	36	60.0	369	6.2	5	8.3	1	1.7	45	5	40	98.5	13	35	2.7	9	1
<b>Totals</b>	<b>3</b>	<b>3</b>	<b>60</b>	<b>36</b>	<b>60.0</b>	<b>369</b>	<b>6.2</b>	<b>5</b>	<b>8.3</b>	<b>1</b>	<b>1.7</b>	<b>45</b>	<b>5</b>	<b>40</b>	<b>98.5</b>	<b>13</b>	<b>35</b>	<b>2.7</b>	<b>9</b>	<b>1</b>

**Tannehill's Regular Season Single-Game Highs:**

- Attempts** - 58 at N.Y. Jets (11/29/15)
- Completions** - 35 vs. Minnesota (12/21/14)
- Passing Yards** - 431 at Arizona (9/30/12)
- Touchdown Passes** - 4 (Three times, last vs. Jacksonville, 9/20/20)
- Long Completion** - 91t at Oakland (12/8/19)
- Completion Percentage** - 79.3 vs. L.A. Chargers (10/20/19)
- Passer Rating** - 155.3 vs. Oakland (9/23/18)
- Rushing Attempts** - 8 (Twice, last at N.Y. Jets 9/16/18)
- Rushing Yards** - 56 at Pittsburgh (12/8/13)
- Long Rush** - 48 at Pittsburgh (12/8/13)
- Rushing Touchdowns** - 2 vs. Jacksonville (11/24/19)

**Tannehill's Playoff Single-Game Highs:**

- Attempts** - 31 at Kansas City (1/19/20)
- Completions** - 21 at Kansas City (1/19/20)
- Passing Yards** - 209 at Kansas City (1/19/20)
- Touchdown Passes** - 2 (Twice, last at Kansas City, 1/19/20)
- Long Completion** - 45t at Baltimore (1/11/20)
- Completion Percentage** - 67.7 at Kansas City (1/19/20)
- Passer Rating** - 108.1 at Kansas City (1/19/20)
- Rushing Attempts** - 6 at Baltimore (1/11/20)
- Rushing Yards** - 13 at Baltimore (1/11/20)
- Long Rush** - 9 at Baltimore (1/11/20)
- Rushing Touchdowns** - 1 at Baltimore (1/11/20)





## 2019 NFL PASSING LEADERS

**Ryan Tannehill** led the NFL in 2019 with a 117.5 passer rating and a 9.6-yard passing average. He also placed third in completion percentage (70.3) and second in touchdown percentage (7.7).

Tannehill became the organization's only quarterback other than **Steve McNair** in 2003 to lead the NFL in passer rating. New Orleans' **Drew Brees** finished in second place behind Tannehill with a 116.3 passer rating.

### Highest passer rating in 2019 (qualifiers only):

Player	Team	Passer Rating
1. <b>Ryan Tannehill</b>	<b>Tennessee Titans</b>	<b>117.5</b>
2. Drew Brees	New Orleans Saints	116.3
3. Lamar Jackson	Baltimore Ravens	113.3
4. Kirk Cousins	Minnesota Vikings	107.4
5. Russell Wilson	Seattle Seahawks	106.3
6. Matthew Stafford	Detroit Lions	106.0
7. Patrick Mahomes	Kansas City Chiefs	105.3
8. Jimmy Garoppolo	San Francisco 49ers	102.0
9. Derek Carr	Oakland Raiders	100.8
10. Dak Prescott	Dallas Cowboys	99.7

### Highest completion percentage in 2019 (qualifiers only):

Player	Team	Comp. Pct.
1. Drew Brees	New Orleans Saints	74.3
2. Derek Carr	Oakland Raiders	70.4
3. <b>Ryan Tannehill</b>	<b>Tennessee Titans</b>	<b>70.3</b>
4. Kirk Cousins	Minnesota Vikings	69.1
Jimmy Garoppolo	San Francisco 49ers	69.1
6. Deshaun Watson	Houston Texans	67.3
7. Matt Ryan	Atlanta Falcons	66.2
8. Russell Wilson	Seattle Seahawks	66.1
Lamar Jackson	Baltimore Ravens	66.1
10. Philip Rivers	Los Angeles Chargers	66.0

### Highest passing average in 2019 (yards per attempt; qualifiers only):

Player	Team	Yards/Att.
1. <b>Ryan Tannehill</b>	<b>Tennessee Titans</b>	<b>9.6</b>
2. Matthew Stafford	Detroit Lions	8.6
3. Jimmy Garoppolo	San Francisco 49ers	8.4
4. Patrick Mahomes	Kansas City Chiefs	8.3
5. Dak Prescott	Dallas Cowboys	8.2
Jameis Winston	Tampa Bay Buccaneers	8.2
7. Kirk Cousins	Minnesota Vikings	8.1
8. Russell Wilson	Seattle Seahawks	8.0
9. Derek Carr	Oakland Raiders	7.9
Drew Brees	New Orleans Saints	7.9

### Highest touchdown percentage in 2019 (qualifiers only):

Player	Team	TD Pct.
1. Lamar Jackson	Baltimore Ravens	9.0
2. <b>Ryan Tannehill</b>	<b>Tennessee Titans</b>	<b>7.7</b>
3. Drew Brees	New Orleans Saints	7.1
4. Matthew Stafford	Detroit Lions	6.5
5. Russell Wilson	Seattle Seahawks	6.0
6. Kirk Cousins	Minnesota Vikings	5.9
7. Jimmy Garoppolo	San Francisco 49ers	5.7
8. Patrick Mahomes	Kansas City Chiefs	5.4
9. Jameis Winston	Tampa Bay Buccaneers	5.3
Deshaun Watson	Houston Texans	5.3

## SINGLE-SEASON FRANCHISE RECORDS

**Ryan Tannehill's** 2019 regular season totals included 2,742 yards, 22 touchdowns and six interceptions on 201-of-286 passing. His passer rating of 117.5 ranked first in the NFL.

Tannehill set three of the franchise's major single-season passing records. He established new benchmarks for passer rating, completion percentage (70.3) and passing average (9.6).

**Steve McNair** established the franchise's single-season record with a passer rating of 100.4 in 2003, his MVP season. **Marcus Mariota** set the completion percentage mark for the club in 2018, completing 68.9 percent of his passes. For passing average (yards per attempt), **George Blanda** held the team record since 1961, the franchise's second season, when he averaged 9.2 yards per pass.

### Single-season passer rating leaders, franchise history:

Player	Season	Rating
1. <b>Ryan Tannehill</b>	<b>2019</b>	<b>117.5</b>
2. Steve McNair	2003	100.4
3. Warren Moon	1990	96.8
4. Marcus Mariota	2016	95.6
5. Marcus Mariota	2018	92.3

### Single-season completion percentage leaders, franchise history:

Player	Season	Comp Pct
1. <b>Ryan Tannehill</b>	<b>2019</b>	<b>70.3</b>
2. Marcus Mariota	2018	68.9
3. Cody Carlson	1992	65.6
4. Warren Moon	1992	64.7
5. Ken Stabler	1980	64.1

### Single-season passing average leaders (yards per attempt), franchise history:

Player	Season	Yards/Att
1. <b>Ryan Tannehill</b>	<b>2019</b>	<b>9.6</b>
2. George Blanda	1961	9.2
3. Steve McNair	2003	8.0
Warren Moon	1990	8.0
5. Warren Moon	1988	7.9

## SEASON GAMES WITH A 130 RATING

**Ryan Tannehill** registered a total of six single-game passer ratings of 130 or greater in only 10 starts during the 2019 regular season. He tied Seattle's **Russell Wilson** with the most such performances in 2019 and also tied for the most by any NFL starting quarterback in any season since 1960. Green Bay's **Aaron Rodgers** (2011) and Dallas' **Tony Romo** (2014) are the only other quarterbacks to accomplish the feat.

In franchise history, former Oilers quarterback **Chris Chandler** previously had the most season games with a 130-plus passer rating, with four in 1995.

### Most starts by a quarterback with a passer rating of 130.0 or greater, 1960–2019:

Player	Season	Team	Games
1. <b>Ryan Tannehill</b>	<b>2019</b>	<b>Tennessee Titans</b>	<b>6</b>
Russell Wilson	2019	Seattle Seahawks	6
Tony Romo	2014	Dallas Cowboys	6
Aaron Rodgers	2011	Green Bay Packers	6
5. Lamar Jackson	2019	Baltimore Ravens	5
Kirk Cousins	2019	Minnesota Vikings	5
Matt Ryan	2016	Atlanta Falcons	5
Aaron Rodgers	2014	Green Bay Packers	5
Peyton Manning	2013	Denver Broncos	5
Steve Young	1993	San Francisco 49ers	5
Joe Montana	1989	San Francisco 49ers	5

## CONSECUTIVE GAMES WITH A 130 RATING

During the 2019 campaign, **Ryan Tannehill** produced a streak of four consecutive games with a passer rating greater than 130. The run included a 133.9 passer rating against the Kansas City Chiefs (Nov. 10), a 155.8 against the Jacksonville Jaguars (Nov. 24), a 131.2 at the Indianapolis Colts (Dec. 1) and a 140.4 at the Oakland Raiders (Dec. 8).

In franchise history, no quarterback prior to Tannehill had ever produced four consecutive starts with a passer rating of 100 or better (minimum 10 attempts per game). **Marcus Mariota** (2016) was the most recent of six Titans/Oilers signal callers to do so for three games before Tannehill.

**Most consecutive games in a single season with a 100 passer rating, franchise history (minimum 10 attempts each game):**

Player	Dates	Games
1. <b>Ryan Tannehill</b>	<b>Nov. 10–Dec. 8, 2019</b>	<b>4</b>
2. Marcus Mariota	Nov. 13–Nov. 27, 2016	3
Ryan Fitzpatrick	Nov. 10–Nov. 24, 2013	3
Steve McNair	Dec. 2–Dec. 16, 2001	3
Warren Moon	Oct. 22–Nov. 5, 1989	3
Dan Pastorini	Nov. 11–Nov. 22, 1979	3
George Blanda	Dec. 3–Dec. 17, 1961	3

Tannehill joined **Russell Wilson** (2015) and **John Hadl** (1973) as the only players in NFL history to register four consecutive games with a minimum of 10 pass attempts and a passer rating of at least 130.

**Most consecutive games in a single season with a 130 passer rating, NFL history (minimum 10 attempts each game):**

Player	Team	Dates	Games
1. <b>Ryan Tannehill</b>	<b>Tennessee</b>	<b>Nov. 10–Dec. 8, 2019</b>	<b>4</b>
Russell Wilson	Seattle	Nov. 22–Dec. 13, 2015	4
John Hadl	L.A. Rams	Sept. 16–Oct. 7, 1973	4
4. (several tied)			3

## SINGLE-SEASON NFL LEADERS

**Ryan Tannehill** established the fourth-highest single-season passer rating in NFL history in 2019. His 117.5 passer rating is surpassed in league annals by only **Aaron Rodgers'** 122.5 passer rating in 2011, **Peyton Manning's** 121.1 in 2004 and **Nick Foles'** 119.2 in 2013.

Meanwhile, his 9.6-yard passing average tied for eighth in NFL annals.

**NFL all-time single-season passer rating leaders:**

Player	Team	Season	Rating
1. Aaron Rodgers	Green Bay Packers	2011	122.5
2. Peyton Manning	Indianapolis Colts	2004	121.1
3. Nick Foles	Philadelphia Eagles	2013	119.2
4. <b>Ryan Tannehill</b>	<b>Tennessee Titans</b>	<b>2019</b>	<b>117.5</b>
5. Tom Brady	New England Patriots	2007	117.2
6. Matt Ryan	Atlanta Falcons	2016	117.1
7. Drew Brees	New Orleans Saints	2019	116.3
8. Drew Brees	New Orleans Saints	2018	115.7
9. Peyton Manning	Denver Broncos	2013	115.1
10. Patrick Mahomes	Kansas City Chiefs	2018	113.8

**NFL all-time single-season passing average leaders:**

Player	Team	Season	Yds/Att
1. Sid Luckman	Chicago Bears	1943	10.9
2. Otto Graham	Cleveland Browns	1953	10.6
3. Otto Graham	Cleveland Browns	1947	10.2
4. Norm Van Brocklin	Los Angeles Rams	1954	10.1
5. Ed Brown	Chicago Bears	1956	9.9
Kurt Warner	St. Louis Rams	2000	9.9
7. Otto Graham	Cleveland Browns	1949	9.8
8. Chris Chandler	Atlanta Falcons	1998	9.6
Ryan Fitzpatrick	Tampa Bay Buccaneers	2018	9.6
<b>Ryan Tannehill</b>	<b>Tennessee Titans</b>	<b>2019</b>	<b>9.6</b>



## LEADING VETERAN QBS ON NEW TEAMS

In 2019, **Ryan Tannehill** set a new standard for veteran quarterbacks in their first year with a new team. Tannehill, who was acquired in a trade after seven years with the Miami Dolphins, had a passer rating of 117.5. No quarterback has ever finished with a passer rating that high in his first season with a new team after playing at least one year with another team.

**Brett Favre** held the distinction until 2019. In 2009, Favre's 107.2 passer rating with the Minnesota Vikings became the best figure in league annals by a veteran in his first campaign with a new club.

**Highest passer rating in a veteran's first season with a new team:**

Player	Season	New Team	Former Team	Rating
1. <b>Ryan Tannehill</b>	<b>2019</b>	<b>Tennessee</b>	<b>Miami</b>	<b>117.5</b>
2. Brett Favre	2009	Minnesota	N.Y. Jets	107.2
3. Peyton Manning	2012	Denver	Indianapolis	105.8
4. Vinny Testaverde	1998	N.Y. Jets	Baltimore	101.6
5. Kirk Cousins	2018	Minnesota	Washington	99.7
6. Tyrod Taylor	2015	Buffalo	Baltimore	99.4
7. Sam Bradford	2016	Minnesota	Philadelphia	99.3
8. Len Dawson	1962	Dallas Texans	Cleveland	98.3
Case Keenum	2017	Minnesota	L.A. Rams	98.3
10. Brian Griese	2004	Tampa Bay	Miami	97.5

## RYAN TANNEHILL'S STARTING RECORD WHEN ...

Record When Tannehill	2020	Titans Totals 2019-20	Career Regular Season	Career Playoffs
Starts at quarterback	3-0	10-3	52-49	2-1
Starts vs. division opponents	1-0	4-1	17-20	0-0
Passes for 300 or more yards	1-0	3-1	9-11	0-0
Completes 1 or more TD passes	2-0	9-3	46-34	2-1
Completes 2 or more TD passes	2-0	9-2	36-14	1-1
Completes 3 or more TD passes	1-0	3-1	14-4	0-0
Starts and passes for no INTs	2-0	7-1	32-16	1-1
Completes 70.0% of his passes	1-0	5-0	24-5	0-0
Has a passer rating of 80.0+	2-0	9-3	46-23	1-1
Has a passer rating of 90.0+	2-0	9-2	41-10	1-1
Has a passer rating of 100.0+	1-0	8-1	26-5	1-1
Sacked 0 times	0-0	2-0	5-3	0-0
Rushes for 1 or more TDs	0-0	1-2	3-6	1-0
Rushes for 2 or more TDs	0-0	1-0	1-0	0-0
Rushes and Passes for 1 TD	0-0	1-2	2-3	1-0

## RYAN TANNEHILL'S GAME-WINNING DRIVES

In his NFL career, quarterback **Ryan Tannehill** has led 19 game-winning drives in the fourth quarter or overtime, including the regular season and postseason. That includes three games in 2019, his first season with the Titans: a 23-20 win against the Los Angeles Chargers in his first start with the team (10/20), a 27-23 victory against the Tampa Bay Buccaneers (10/27) and a 35-32 win against the Kansas City Chiefs (11/10). He has three such performances in 2020—at Denver (9/14), against Jacksonville (9/20) and at Minnesota (9/27).

Per the Elias Sports Bureau, a game-winning drive is defined as when a quarterback's team scores on an offensive possession to put the team ahead (whether tied or from behind) for good in the fourth quarter or overtime.

### Ryan Tannehill's game-winning drives:

Date/Opp.	Largest 4th Qtr Deficit/Tie	Score, Start of Drive	Drive Start	Tannehill's Drive Stats (Att-Cmp-Yds, TD, Rushing)	Drive Totals	Drive End	Game-Winning Scoring Play	Final Score
<b>Dolphins Career:</b>								
11/25/12 at Sea	14-21	21-21	1:32	4-3-51, 0 TD, 1 rush for 15 yds	7-65-1:32	0:00	D. Carpenter 43-yard FG	24-21
9/22/13 vs. Atl	20-23	20-23	4:46	12-9-69, 1 TD, 0 rushes	13-75-4:08	0:38	Tannehill 1-yard pass to D. Sims	27-23
12/8/13 at Pit	24-28	24-28	4:31	3-3-25, 1 TD, 0 rushes	4-80-1:38	2:53	Tannehill 12-yard pass to C. Clay	34-28
12/15/13 vs. NE	17-20	17-20	4:07	8-6-66, 1 TD, 0 rushes	9-60-2:52	1:15	Tannehill 14-yard pass to M. Thigpen	24-20
12/11/14 at NYJ	6-13	13-13	5:42	5-4-43, 0 TD, 0 rushes	9-57-3:45	1:57	C. Sturgis 26-yard FG	16-13
11/15/15 at Phi	13-16	13-16	3:09 (3rd Q)	3-3-62, 1 TD, 0 rushes	7-87-3:14	14:55	Tannehill 4-yard pass to J. Landry	20-19
1/3/16 vs. NE	10-10	10-10	9:50	4-4-77, 1 TD, 0 rushes	6-82-2:52	6:58	Tannehill 2-yard pass to J. Cameron	20-10
9/25/16 vs. Cle	24-24	24-24	9:39 (OT)	1-1-32, 0 TD, 0 rushes	3-44-1:13	8:26	J. Ajayi 11-yard run	30-24
10/23/16 vs. Buf	14-17	14-17	7:45	1-1-18, 0 TD, 0 rushes	6-64-3:49	3:56	D. Williams 12-yard run	28-25
11/20/16 at LAR	0-10	7-10	2:11	5-5-53, 1 TD, 0 rushes	7-75-1:35	0:36	Tannehill 9-yard pass to D. Parker	14-10
9/23/18 vs. Oak	14-17	14-17	8:06	0-0-0, 0 TD, 1 rush for 18 yds	2-70-0:48	7:18	A. Wilson end around 52-yard pass to J. Grant	28-20
12/2/18 vs. Buf	14-17	14-17	12:00	3-3-25, 1 TD, 0 rushes	6-75-3:18	8:42	Tannehill 13-yard pass to K. Stillis	21-17
12/9/18 vs. NE	28-33	28-33	0:07	1-1-69, 1 TD, 0 rushes	1-69-0:07	0:00	K. Drake 69-yard pass play by R. Tannehill	34-33
<b>Titans Career:</b>								
10/20/19 vs. LAC	10-10	10-10	5:20 (3rd Q)	8-6-76, 1 TD, 1 rush for 2 yds	14-85-7:09	13:11	Tannehill 5-yard pass to T. Sharpe	23-20
10/27/19 vs. TB	20-23	20-23	13:49	11-9-85, 1 TD, 0 rushes	12-90-6:54	6:55	Tannehill 8-yard pass to A. Brown	27-23
11/10/19 vs. KC	20-29	27-32	1:21	3-2-43, 1 TD, 1 rush for 18 yds	4-61-0:58	14:37	Tannehill 23-yard pass to A. Humphries	35-32
9/14/20 at Den	13-14	13-14	3:05	7-5-40, 0 TD, 0 rushes	12-83-2:48	0:17	Gostkowski 25-yard FG	16-14
9/20/20 vs. Jax	30-30	30-30	3:29	2-4-10, 0 TD, 0 rushes	8-29-1:53	1:36	Gostkowski 49-yard FG	33-30
9/27/20 at Min	25-30	28-30	3:42	4-5-34, 0 TD, 0 rushes	9-44-1:58	1:44	Gostkowski 55-yard FG	31-30

## 2 TD PASSES W/ LESS THAN 2 INTS

To end the 2019 regular season, **Ryan Tannehill** completed multiple touchdown passes for seven consecutive games, one game shy of **Marcus Mariota's** 2016 franchise record of eight consecutive games with multiple touchdown passes.

However, Tannehill did establish a franchise benchmark in his final seven contests for most consecutive games with multiple touchdown passes and fewer than two interceptions. Over those seven games, he had two total interceptions—one each on Dec. 8 (at Oakland) and Dec. 15 (vs. Houston)—to go along with 19 touchdown passes and a 129.8 passer rating.

During Mariota's 2016 season, he registered the previous franchise-best streak of four straight games with at least two touchdown passes and fewer than two interceptions.

### Most consecutive games in a season in franchise history with multiple touchdown passes and fewer than two interceptions:

Player	Season	Consec. Games
1. <b>Ryan Tannehill</b>	<b>2019</b>	<b>7</b>
2. Marcus Mariota	2016	4
Warren Moon	1990	4
4. Marcus Mariota	2016	3
Steve McNair	2001	3
Don Trull	1968	3
George Blanda	1963	3

Tannehill's streak was the best in the NFL in 2019. **Drew Brees**, **Kirk Cousins** and **Jacoby Brissett** had runs of four consecutive games with multiple touchdown passes and fewer than two interceptions, tying for second.

### Most consecutive games in 2019 with multiple touchdown passes and fewer than two interceptions:

Player	Team	Consec. Games
1. <b>Ryan Tannehill</b>	<b>Tennessee Titans</b>	<b>7</b>
2. Drew Brees	New Orleans Saints	4
Kirk Cousins	Minnesota Vikings	4
Jacoby Brissett	Indianapolis Colts	4
5. (several tied)		3

## MOST TD PASSES IN A POSTSEASON

During the 2019 playoffs, **Ryan Tannehill** completed at least one touchdown pass in all three of the team's games and totaled five touchdown passes.

Tannehill tied **Warren Moon's** 1991 franchise record for the most touchdown passes in a single postseason.

### Most touchdown passes in a single postseason, franchise history:

Player	Season	TD Passes
1. <b>Ryan Tannehill</b>	<b>2019</b>	<b>5</b>
Warren Moon	1991	5
3. Marcus Mariota	2017	4
Warren Moon	1992	4
Dan Pastorini	1978	4
6. Steve McNair	2002	3
George Blanda	1960	3



GAME PREVIEW

TEAM NOTES

PLAYER NOTES

MEDIA

STATISTICS

ROSTERS



## BAUGH, MONTANA & TANNEHILL

During the 2019 season, Titans quarterback **Ryan Tannehill** accomplished a statistical feat only reached previously by a pair of Pro Football Hall of Fame quarterbacks.

Tannehill's season statistics included a 70.3 completion percentage and an average of 9.6 yards per passing attempt.

In the history of the NFL, only two previous qualifying passers have enjoyed a season in which they completed at least 70.0 percent of their passes and averaged at least 9.0 yards per attempt: **Sammy Baugh** and **Joe Montana**.

Montana led the San Francisco 49ers to a Super Bowl XXIV title and won the NFL MVP award following a 1989 season in which he completed 70.2 percent of his passes (271 of 386) and averaged 9.1 yards per attempt (3,521 yards).

Baugh directed the Washington Redskins to the NFL Championship game in 1945, while completing 70.3 percent of his passes (128 of 182) and averaging 9.2 yards per attempt (1,669 yards).

**Players in NFL history with a completion rate of at least 70.0 percent and a passing average of at least 9.0 yards per attempt (qualifiers only):**

Player	Team	Year	Comp %	Yards/Att
Ryan Tannehill	Tennessee	2019	70.3	9.6
Joe Montana	San Francisco	1989	70.2	9.1
Sammy Baugh	Washington	1945	70.3	9.2

## MORE TITANS QUARTERBACKS

### 5 - QB LOGAN WOODSIDE

6-1, 213, 1st Year, Toledo

➤ Logan Woodside was re-signed by the Titans as a free agent on April 8, 2019 after spending three weeks on the Titans practice squad during the 2018 season.

➤ He spent the entire 2019 season on the Titans' practice squad/injured list.

➤ Prior to rejoining the Titans during the 2019 offseason, he had a stint with the Alliance of American Football League's San Antonio Commanders. In seven AAF games, he completed 116-of-201 passes for 1,385 yards and seven touchdowns.

➤ Woodside was originally selected by the Cincinnati Bengals in the seventh round (249th overall) of the 2018 NFL Draft.

➤ A native of Frankfort, Ky., he established program records at Toledo in passing yards (10,514), touchdowns (93), passing efficiency (162.87) and 300-yard games (17) during a four-year career. His 93 touchdown passes ranks fifth all-time in MAC history.

➤ As a senior for the Rockets in 2017, he led the MAC in completion percentage (64.2), passing efficiency (162.2), touchdowns (28), passing yards (3,882), yards per completion (14.7), and yards per attempt (9.45). He was named the MAC Offensive Player of the Year.

➤ Woodside attended Franklin County High School (Frankfort, Ky.) where he completed 138-of-212 passes for 2,951 yards and a school-record 41 touchdowns as a senior.



## TITANS RUNNING BACKS

No.	Name	Ht	Wt	Exp	College
41	Blasingame, Khari	6-0	233	2	Vanderbilt
32	Evans, Darrynton	5-10	203	R	Appalachian State
22	Henry, Derrick	6-3	247	5	Alabama
28	McNichols, Jeremy	5-9	205	1	Boise State
20	Perry, Seniorise (IR)	6-0	210	6	Louisville

## #22 - RB DERRICK HENRY

6-3, 247, 5th Year, Alabama

[Click for complete bio](#)



Running back **Derrick Henry** is in his fifth NFL season in 2020. He was selected by the Titans with the 45th overall pick in the second round of the 2016 NFL Draft and received a multi-year contract extension in 2020.

In 2019, Henry was named to his first career Pro Bowl and added second-team Associated Press All-Pro honors after leading the NFL in rushing in 2019. In 15 games, he totaled 1,540 yards on 303 carries (5.1 avg.), joining **Billy Cannon** (AFL, 1961), **Earl Campbell** (1978-80) and **Chris Johnson** (2009) as the only running backs in franchise history to lead their respective leagues in rushing. Henry's single-season total ranked fourth in franchise annals behind Johnson's 2009 total (2,006) and Campbell's 1979 (1,697) and 1980 (1,934) performances. He was named the FedEx Ground Player of the Year.

With 16 rushing touchdowns in 2019, Henry tied for the NFL lead (**Aaron Jones**) and finished second in team history (19 by Campbell in 1979). Adding his two receiving touchdowns, his 18 total touchdowns were third in the NFL and tied for second in franchise annals (19 by Campbell in 1979; 18 by **Bill Groman** in 1961).

Henry's performance late in the 2019 season was instrumental in the team's run to the AFC championship game. Over the final six games of the regular season plus three playoff appearances, Henry registered seven 100-yard games. During a three-game stretch (Dec. 29 at Houston, Jan. 4 at New England and Jan. 11 at Baltimore), he became the first player in NFL history to rush for at least 180 yards in three consecutive regular season and/or postseason games.

Henry authored his first career 1,000-yard season in 2018 and the 28th 1,000-yard rushing season in franchise history, totaling 1,059 yards and 12 touchdowns on 215 carries—all then-career highs.

His 2018 rushing yardage ranked second in the AFC to **Joe Mixon's** 1,168 yards, and he finished seventh in the NFL. Henry's 12 rushing touchdowns tied **James Connor** for third place in the NFL behind **Todd Gurley** (17) and **Alvin Kamara** (14).



Henry was named AFC Offensive Player of the Month for December 2018. His 625 rushing yards in the month were the most by any NFL player in any month during the season.

Against the Jacksonville Jaguars on Dec. 6, 2018, Henry recorded one of the greatest single games in franchise history in front of a national television audience. He broke Johnson's single-game franchise record (228) with 238 rushing yards, including a 99-yard touchdown run. He joined **Tony Dorsett** as the only two players in NFL history to rush for a 99-yard score.

In 2017, Henry shared time in the Titans backfield with **DeMarco Murray**. Henry led the team with 744 rushing yards on 176 carries, and he added 11 receptions for 136 yards and a touchdown. His five rushing touchdowns tied for second on the club.

As a rookie in 2016, Henry played in 15 games with one start, splitting reps in the backfield with Murray. He carried the ball 110 times for 490 yards and five touchdowns and added 137 yards on 13 receptions. Henry became the third rookie for the franchise in the "Titans era" to score at least five touchdowns in a season, joining **Vince Young** (seven rushing touchdowns in 2006) and Johnson (nine rushing and one receiving in 2008).

The Heisman Trophy winner played three seasons (2013–2015) at the University of Alabama, where he set numerous school and SEC records while helping his team win a National Championship in 2015. He played in 39 games and totaled 602 carries for 3,591 yards and 42 rushing touchdowns and added 285 yards on 17 career receptions with three receiving scores. During Alabama's victory over Clemson in the 2016 College Football Playoff National Championship, he broke **Shaun Alexander's** record for most career rushing yards in Alabama history.

In his final collegiate season, Henry rushed for an Alabama and Southeastern Conference record 2,219 yards, which led the nation and ranked fifth in FBS history. He recorded 100-yard rushing games 10 times and had four 200-yard games during the season. His 28 rushing touchdowns were a national best and an SEC record, snapping **Tim Tebow** and **Tre Mason's** old mark of 23. In addition to the Heisman, he also won the Doak Walker Award, Walter Camp Award and Maxwell Award, among a multitude of other honors.

Henry is a native of Yulee, Fla.

**2020 Notes:**

- **At Denver (9/14)**, rushed for 116 yards on 31 carries on Monday Night Football to notch his 14th career 100-yard rushing game (regular season and playoffs). He extended his streak to 10 consecutive regular season games with at least 80 scrimmage yards. His 31 rushing attempts made up the third-highest total of his career in the regular season.
- **Against Jacksonville (9/20)**, rushed for 84 yards on 25 carries and became the fifth player in franchise history to reach the 4,000-yard career rushing mark (4,033). He registered his third consecutive regular season game with at least 25 carries, dating back Dec. 29, 2019.
- **At Minnesota (9/27)**, rushed for 119 yards on 26 carries with two touchdowns, notching his 15th career 100-yard rushing game (regular season and playoffs). He became the fifth player in NFL history to have 25 or more rushing attempts in each of his team's first three games of a season, joining Buffalo's O.J. Simpson (1975), Dallas' Emmitt Smith (1994), Indianapolis' Edgerrin James (2002) and Houston's Arian Foster (2012). Henry passed Lorenzo White (4,079 career rushing yards) for fourth place on the franchise's all-time rushing list. He scored his first touchdown of the season on a one-yard plunge in the third quarter and added another one-yard touchdown run on the following series. He tallied his ninth career regular season game with at least two touchdown runs. It was his 11th career regular season game with at least two total touchdowns. He became the second player in franchise history to record 12 consecutive regular season games with at least 80 scrimmage yards, joining Chris Johnson (12 from 2009 to 2010) as the only Titans/Oilers to do so. Henry added 11 receiving yards on two catches to give him 130 total scrimmage yards, marking his 10th career regular season game with at least 130 scrimmage yards. He became the fourth player in franchise history to hit 40 career rushing touchdowns, joining Earl Campbell (73), Eddie George (64) and Chris Johnson (50).

**Henry's Career Regular Season Statistics:**

Year	GP	GS	Att	Yds	Avg	Lg	TD	Rec	Yds	Avg	Lg	TD
2016	15	2	110	490	4.5	22	5	13	137	10.5	29	0
2017	16	2	176	744	4.2	75t	5	11	136	12.4	66t	1
2018	16	12	215	1,059	4.9	99t	12	15	99	6.6	21	0
2019	15	15	303	1,540	5.1	74t	16	18	206	11.4	75t	2
2020	3	3	82	319	3.9	16	2	5	26	5.2	6	0
<b>Totals</b>	<b>65</b>	<b>34</b>	<b>886</b>	<b>4,152</b>	<b>4.7</b>	<b>99t</b>	<b>40</b>	<b>62</b>	<b>604</b>	<b>9.7</b>	<b>75t</b>	<b>3</b>

**Henry's Career Postseason Statistics:**

Year	GP	GS	Att	Yds	Avg	Lg	TD	Rec	Yds	Avg	Lg	TD
2017	2	2	35	184	5.3	35t	1	5	56	11.2	29	0
2019	3	3	83	446	5.4	66	2	5	21	4.2	22	0
<b>Totals</b>	<b>5</b>	<b>5</b>	<b>118</b>	<b>630</b>	<b>5.3</b>	<b>66</b>	<b>3</b>	<b>10</b>	<b>77</b>	<b>7.7</b>	<b>29</b>	<b>0</b>

**Henry's Regular Season Single-Game Highs:**

- Rushing Attempts** - 33 at N.Y. Giants (12/16/18)
- Rushing Yards** - 238 vs. Jacksonville (12/6/18)
- Long Rush** - 99t vs. Jacksonville (12/6/18)
- Rushing Touchdowns** - 4 vs. Jacksonville (12/6/18)
- Receptions** - 4 vs. Jacksonville (10/27/16)
- Receiving Yards** - 75 at Cleveland (9/8/19)
- Long Reception** - 75t at Cleveland (9/8/19)
- Receiving Touchdowns** - 1 (Three times, last at Carolina, 11/3/19)

**Henry's Playoff Single-Game Highs:**

- Rushing Attempts** - 34 at New England (1/4/20)
- Rushing Yards** - 195 at Baltimore (1/11/20)
- Long Rush** - 66 at Baltimore (1/11/20)
- Rushing Touchdowns** - 1 (Three times, last at Kansas City, 1/19/20)
- Receptions** - 3 at New England (1/13/18)
- Receiving Yards** - 35 at Kansas City (1/6/18)
- Long Reception** - 29 at Kansas City (1/6/18)
- Receiving Touchdowns** - (none)

**2019 NFL RUSHING LEADERS**

Titans running back **Derrick Henry** claimed the NFL's 2019 rushing title with 1,540 yards on 303 carries (5.1 avg.). The next-closest finisher was Cleveland's **Nick Chubb**, who had 1,494 rushing yards.

Henry joined **Billy Cannon** (AFL, 1961), **Earl Campbell** (1978-80) and **Chris Johnson** (2009) as the only running backs in franchise history to lead their respective leagues in rushing.

**NFL rushing leaders in 2019:**

Player	Team	Rushing Yards
1. <b>Derrick Henry</b>	<b>Tennessee Titans</b>	<b>1,540</b>
2. Nick Chubb	Cleveland Browns	1,494
3. Christian McCaffrey	Carolina Panthers	1,387
4. Ezekiel Elliott	Dallas Cowboys	1,357
5. Chris Carson	Seattle Seahawks	1,230
6. Lamar Jackson	Baltimore Ravens	1,206
7. Leonard Fournette	Jacksonville Jaguars	1,152
8. Josh Jacobs	Oakland Raiders	1,150
9. Joe Mixon	Cincinnati Bengals	1,137
10. Dalvin Cook	Minnesota Vikings	1,135

**SINGLE-SEASON FRANCHISE RUSHING LEADERS**

**Derrick Henry** led the NFL with 1,540 yards on 303 rushing attempts in 2019 (5.1 avg.). In franchise history, his rushing yardage total ranks fourth for a single season. Only **Chris Johnson** (2,006 rushing yards in 2009) and **Earl Campbell** (1,934 in 1980; 1,697 in 1979) have rushed for more yards than Henry for the organization in a season.

**Most rushing yards in a season, franchise history:**

Player	Season	Att	Yds	Avg	Long	TD
1. Chris Johnson	2009	358	2,006	5.6	91	14
2. Earl Campbell	1980	373	1,934	5.2	55	13
3. Earl Campbell	1979	368	1,697	4.6	61	19
4. <b>Derrick Henry</b>	<b>2019</b>	<b>303</b>	<b>1,540</b>	<b>5.1</b>	<b>74</b>	<b>16</b>
5. Eddie George	2000	403	1,509	3.7	35	14
6. Earl Campbell	1978	302	1,450	4.8	81	13
7. Eddie George	1997	357	1,399	3.9	30	6
8. Earl Campbell	1981	361	1,376	3.8	43	10
9. Eddie George	1996	335	1,368	4.1	76	8
10. Chris Johnson	2010	316	1,364	4.3	76	11

## FRANCHISE ALL-TIME RUSHING LEADERS

On Sept. 27, 2020, Titans running back **Derrick Henry** passed **Lorenzo White** (4,079 career rushing yards) for fourth place on the franchise's all-time rushing list. Henry trails only **Eddie George** (10,009), **Earl Campbell** (8,574) and **Chris Johnson** (7,965) on the list.

### Franchise all-time rushing leaders:

Player	Seasons	Rushing Yards
1. Eddie George	1996–2003	10,009
2. Earl Campbell	1978–1984	8,574
3. Chris Johnson	2008–2013	7,965
4. <b>Derrick Henry</b>	<b>2016–2020</b>	<b>4,152</b>
5. Lorenzo White	1988–1994	4,079
6. Hoyle Granger	1966–1970, 1972	3,514
7. Steve McNair (QB)	1995–2005	3,439
8. Mike Rozier	1985–1990	3,426
9. Charles Tolar	1960–1966	3,277
10. Ronnie Coleman	1974–1981	2,769

## 300 CARRIES/15 TOUCHDOWNS/5.0 AVG

**Derrick Henry** won the NFL's rushing title with 303 carries for 1,540 yards and 16 touchdowns in 2019.

He became the first player in franchise history and the ninth player in NFL history to produce a season with a minimum of 300 rushing attempts, a rushing average of at least 5.0 yards per carry and a minimum of 15 rushing touchdowns. The other players on the list are **O.J. Simpson** (1975), **Terrell Davis** (1998), **Priest Holmes** (2002), **Ahman Green** (2003), **Larry Johnson** (2005), **Shaun Alexander** (2005), **LaDainian Tomlinson** (2016) and **Ezekiel Elliott** (2016).

Players in NFL history with a minimum of 300 rushing attempts, 15 rushing touchdowns and a 5.0 rushing average in a single season:

Player	Team	Season	Att	Yards	Avg	TD
<b>Derrick Henry</b>	<b>Tennessee</b>	<b>2019</b>	<b>303</b>	<b>1,540</b>	<b>5.1</b>	<b>16</b>
Ezekiel Elliott	Dallas	2016	322	1,631	5.1	15
LaDainian Tomlinson	San Diego	2006	348	1,815	5.2	28
Shaun Alexander	Seattle	2005	370	1,880	5.1	27
Larry Johnson	Kansas City	2005	336	1,750	5.2	20
Ahman Green	Green Bay	2003	355	1,883	5.3	15
Priest Holmes	Kansas City	2002	313	1,615	5.2	21
Terrell Davis	Denver	1998	392	2,008	5.1	21
O.J. Simpson	Buffalo	1975	329	1,817	5.5	16

## SINGLE-SEASON RUSHING TDS, TEAM HISTORY

**Derrick Henry's** 16 rushing touchdowns in 2019 gave him the second-highest single-season total in team history. Only **Earl Campbell**—with 19 rushing touchdowns in 1979—had more.

### Most rushing touchdowns in a season, franchise history:

Player	Season	Rushing TDs
1. Earl Campbell	1979	19
2. <b>Derrick Henry</b>	<b>2019</b>	<b>16</b>
3. LenDale White	2008	15
4. Eddie George	2000	14
Chris Johnson	2009	14
6. Earl Campbell	1978	13
Earl Campbell	1980	13
8. <b>Derrick Henry</b>	<b>2018</b>	<b>12</b>
Earl Campbell	1983	12
Eddie George	2002	12

## 2019 TOUCHDOWN LEADERS

Titans running back **Derrick Henry** tied Green Bay's **Aaron Jones** for the NFL lead with 16 rushing touchdowns in 2019.

Additionally, Henry ranked third in the NFL with 18 total touchdowns behind Carolina's **Christian McCaffrey** and Jones, who each scored 19 total touchdowns.

### NFL leaders in rushing touchdowns in 2019:

Player	Team	Rushing TDs
1. <b>Derrick Henry</b>	<b>Tennessee Titans</b>	<b>16</b>
Aaron Jones	Green Bay Packers	16
3. Christian McCaffrey	Carolina Panthers	15
4. Dalvin Cook	Minnesota Vikings	13
5. Todd Gurley	Los Angeles Rams	12
Ezekiel Elliott	Dallas Cowboys	12
7. Mark Ingram	Baltimore Ravens	10
8. Josh Allen	Buffalo Bills	9
9. (five tied)		8

### NFL leaders in total touchdowns in 2019:

Player	Team	Total TDs
1. Christian McCaffrey	Carolina Panthers	19
Aaron Jones	Green Bay Packers	19
3. <b>Derrick Henry</b>	<b>Tennessee Titans</b>	<b>18</b>
4. Mark Ingram	Baltimore Ravens	15
5. Ezekiel Elliott	Dallas Cowboys	14
Todd Gurley	Los Angeles Rams	14
7. Dalvin Cook	Minnesota Vikings	13
8. Kenny Golladay	Detroit Lions	11
Austin Ekeler	Los Angeles Chargers	11
10. (three tied)		10

## ACTIVE RUSHING AVERAGE LEADERS BY RB

In passing 750 career rushing attempts on Dec. 8, 2019, **Derrick Henry** reached the minimum number of carries to qualify for franchise and NFL career rushing average records.

Henry is in first place among all active NFL running backs in career rushing average.

**Best career rushing average (yards per carry) among all active NFL running backs (minimum 750 career attempts):**

Player	Rushing Average
1. <b>Derrick Henry</b>	<b>4.69</b>
2. Adrian Peterson	4.68
3. Mark Ingram	4.61
4. Ezekiel Elliott	4.58
5. LeSean McCoy	4.52
6. Frank Gore	4.32
7. Jordan Howard	4.28
8. Todd Gurley	4.26
9. Devonta Freeman	4.17
10. Le'Veon Bell	4.15

## RUSHING YARDS SINCE WEEK 14 OF 2018

Since Dec. 6, 2018, when **Derrick Henry** set the franchise record with 238 rushing yards in a game, he has been the NFL's rushing leader. He has more rushing yards than any other player since that time.

### NFL rushing yards leaders since Week 14 of 2018:

Player	Rushing Yards
1. <b>Derrick Henry</b>	<b>2,444</b>
2. Nick Chubb	2,088
3. Ezekiel Elliott	1,861
4. Chris Carson	1,834
5. Christian McCaffrey	1,778
6. Dalvin Cook	1,732
7. Joe Mixon	1,714
8. Lamar Jackson	1,596
9. Aaron Jones	1,473
10. Marlon Mack	1,442



## RUSHING TDS OF 50+ YARDS

Since he entered the NFL as a second-round draft pick in 2016, **Derrick Henry** has had a league-high seven touchdown runs of at least 50 yards, including three such runs in 2019.

**Chris Johnson** (11) and **DeMarco Murray** (two) are the only other Tennessee players in the "Titans era" (1999–present) with more than one total rushing touchdown of at least 50 yards.

**Most rushing touchdowns of 50 yards or more from 2016–2019:**

Player	Rushing TDs
1. <b>Derrick Henry</b>	7
2. Saquon Barkley	6
3. Christian McCaffrey	3
Nick Chubb	3
Kenyan Drake	3
6. (seven tied)	2

## 65+ YARD SCRIMMAGE TOUCHDOWNS

In the Titans' Week 10 victory over the Kansas City Chiefs, running back **Derrick Henry** took a handoff and raced 68 yards for a touchdown. He followed that with a 74-yard touchdown run in the following game against the Jacksonville Jaguars in Week 12.

Since the beginning of the 2017 campaign, Henry has scored seven total touchdowns—five rushing and two receiving—that have gone for 65 yards or more. He leads the NFL in that time period.

**Most scrimmage touchdowns of 65-plus yards, 2017-19:**

Player	65+ Yard Scrimmage Touchdowns
1. <b>Derrick Henry</b>	7
2. Tyreek Hill	5
3. JuJu Smith-Schuster	4
Saquon Barkley	4
5. Amari Cooper	3
Robby Anderson	3
Kenyan Drake	3
Kareem Hunt	3
Tyrell Williams	3
10. (several tied)	2

**Derrick Henry's career scrimmage touchdowns of 65-plus yards:**

Date	Opponent	Rush/Rec	Yards
Dec. 6, 2018	Jacksonville	Rushing	99
Sept. 9, 2019	at Cleveland	Receiving	75
Nov. 24, 2019	Jacksonville	Rushing	74
Dec. 3, 2017	Houston	Rushing	75
Oct. 16, 2017	Indianapolis	Rushing	72
Nov. 10, 2019	Kansas City	Rushing	68
Dec. 31, 2017	Jacksonville	Receiving	66



## HENRY'S CAREER 100-YARD RUSHING GAMES

Date	Opp	No.	Yds.	Avg.	Lg	TD
12/6/18	Jacksonville	17	238	14.0	99t	4
12/29/19	at Houston	32	211	6.6	53t	3
1/11/20	at Baltimore*	30	195	6.5	66	0
11/10/19	Kansas City	23	188	8.2	68t	2
1/4/20	at New England*	34	182	5.4	29	1
12/16/18	at N.Y. Giants	33	170	5.2	22	2
11/24/19	Jacksonville	19	159	8.4	74t	2
1/6/18	at Kansas City*	23	156	6.8	35t	1
12/1/19	at Indianapolis	26	149	5.7	34	1
10/16/17	Indianapolis	19	131	6.9	72t	1
9/27/20	at Minnesota	26	119	4.6	16	2
9/14/20	at Denver	31	116	3.7	13	0
12/3/17	Houston	11	109	9.9	75t	1
12/8/19	at Oakland	18	103	5.7	24	2
9/29/19	at Atlanta	27	100	3.7	16	0

\* Playoffs

## RUSHING IN THE FOURTH QUARTER

Since 2017, running back **Derrick Henry** has accumulated more rushing yards in the fourth quarter than any other NFL running back.

In 2019, 328 of Henry's 1,540 rushing yards came in the fourth quarter, which ranked third in the NFL.

In 2017, Henry accumulated 390 of his 744 rushing yards in the fourth quarter. The only player with more rushing yards in the fourth quarter that season was Kansas City's league-leading rusher, **Kareem Hunt**.

**Most fourth-quarter rushing yards from 2017–2020:**

Player	Att	Yds	Avg	Lg	TD
1. <b>Derrick Henry</b>	224	1,090	4.87	75	8
2. Todd Gurley	197	900	4.57	36	8
3. Ezekiel Elliott	209	894	4.28	27	10
4. Kareem Hunt	183	853	4.66	69	7
5. Nick Chubb	119	724	6.08	88	7
6. Leonard Fournette	136	705	5.18	90	5
7. Alvin Kamara	145	698	4.81	49	8
8. Joe Mixon	163	671	4.12	51	7
9. Melvin Gordon	147	635	4.32	34	2
10. Carlos Hyde	160	622	3.89	58	8

## FIVE CONSECUTIVE GAMES WITH RUSHING TD

**Derrick Henry** scored at least one rushing touchdown in five consecutive team games from Nov. 3-Dec. 8, 2019. His feat is tied for the longest such streak in franchise history. **DeMarco Murray** (2016) and **Earl Campbell** (twice—1979 and 1983) are the only other franchise players with five consecutive team games with a rushing touchdown.

Henry recorded four consecutive games with a rushing touchdown in 2018.

**Most consecutive team games with a rushing touchdown, franchise history:**

Player	Season	Consec. Games with a Rushing TD
1. <b>Derrick Henry</b>	2019	5
DeMarco Murray	2016	5
Earl Campbell	1983	5
Earl Campbell	1979	5
5. <b>Derrick Henry</b>	2018	4
LenDale White	2008	4
Eddie George	2000	4
Gary Brown	1993	4
Alonzo Highsmith	1989	4
Earl Campbell	1981	4
Earl Campbell	1979	4

### 3 CONSEC. GAMES W/ 200 SCRIMMAGE YDS

From the final week of the 2019 regular season (Dec. 29 at Houston) through the Titans' first two playoff games (Jan. 4 at New England and Jan. 11 at Baltimore), **Derrick Henry** became the **first player in NFL history to rush for at least 180 yards in three consecutive regular season or postseason games.**

He also became only the third player since the 1970 NFL-AFL merger to have 200 scrimmage yards in three consecutive games. The other two players to accomplish the feat were Chicago Bears running back **Walter Payton** (1977) and Pittsburgh Steelers running back **Le'Veon Bell** (2014).

During the 2019 regular season and playoffs, Henry and Carolina Panthers running back **Christian McCaffrey** (two) were the only two players with multiple 200-yard scrimmage games. Together they accounted for five of the 14 such individual performances.

#### Most consecutive games with at least 200 scrimmage yards in the regular season and/or postseason, 1970–present:

Player	Team	Dates	Games
1. <b>Derrick Henry</b>	Tennessee	Dec. 29, 2019–Jan. 11, 2020	3
Le'Veon Bell	Pittsburgh	Nov. 17–Dec. 7, 2014	3
Walter Payton	Chicago	Nov. 13–Nov. 24, 1977	3
4. (several tied)			2

### RUSHING YARDS IN A TITANS PLAYOFF GAME

On Jan. 4, 2020, **Derrick Henry** rushed for 182 yards and one touchdown on 34 attempts in a wild card playoff victory at New England. In doing so, he set a new franchise single-game postseason record for rushing yards in a game, surpassing **Eddie George's** 162 yards at Indianapolis on Jan. 16, 2000.

One week later, on Jan. 11, 2020, Henry broke his own record, going for 195 rushing yards on 30 carries at Baltimore.

Henry now owns two of the top three rushing games in franchise postseason history.

#### Most single-game rushing yards in franchise postseason history:

Player	Date	Opp	Att	Yds	Avg	TD
1. <b>Derrick Henry</b>	1/11/20	at Bal	30	195	6.5	0
2. <b>Derrick Henry</b>	1/4/20	at NE	34	182	5.4	1
3. Eddie George	1/16/00	at Ind	26	162	6.2	1
4. <b>Derrick Henry</b>	1/6/18	at KC	23	156	6.8	1
5. Earl Campbell	12/31/78	at NE	27	118	4.4	1
6. Eddie George	1/8/00	Buf	29	106	3.7	0
7. Eddie George	1/30/00	StL (SB)	28	95	3.4	2

### SCRIMMAGE YARDS IN A TITANS PLAYOFF GAME

**Derrick Henry's** 182 rushing yards and 22 receiving yards in the team's wild card playoff victory at New England on Jan. 4, 2020 gave him a franchise-record 204 scrimmage yards.

Henry broke his own record of 191 scrimmage yards in a wild card playoff contest at Kansas City on Jan. 6, 2018 (156 rushing, 35 receiving).

On Jan. 11, 2020, one week after establishing the current record, Henry had 202 scrimmage yards (195 rushing, seven receiving) at Baltimore, giving him the three biggest scrimmage yards totals in franchise postseason history.

Prior to Henry, the organization record stood for 57 years. It was set on Jan. 1, 1961, when **Billy Cannon** had 178 scrimmage yards against the Los Angeles Chargers.

#### Most single-game scrimmage yards in franchise postseason history:

Player	Date	Opp	Rush Yards	Rec Yards	Scrim Yards
1. <b>Derrick Henry</b>	1/4/20	at NE	182	22	204
2. <b>Derrick Henry</b>	1/11/20	at Bal	195	7	202
3. <b>Derrick Henry</b>	1/6/18	at KC	156	35	191
4. Billy Cannon	1/1/61	LAC	50	128	178
5. Eddie George	1/16/00	at Ind	162	14	176
6. Eddie George	1/7/01	Bal	91	52	143
7. Ernest Givins	12/31/89	at Pit	0	136	136

### RUSHING YARDS IN A SINGLE POSTSEASON

**Derrick Henry** accumulated 446 rushing yards during the 2019 playoffs. He had 182 yards on 34 carries in the wild card round at New England, followed by 195 yards on 30 attempts in the divisional round at Baltimore. In the AFC championship game, he had 69 yards on 19 rushing attempts.

Henry's average of 148.7 rushing yards per game ranked fourth in NFL history for players with at least two games played. Only a trio of Pro Football Hall of Fame members—Denver Broncos running back **Terrell Davis** (156.0 in 1998), Los Angeles Raiders running back **Marcus Allen** (155.3 in 1983) and Washington Redskins running back **John Riggins** (152.5 in 1982) have averaged more rushing yards in a single postseason than Henry.

In Titans/Oilers history, **Eddie George** established the previous record for average rushing yards in a single postseason during the 1999 playoffs. In four games, George carried the ball 108 times for 449 yards, or an average of 112.3 yards per contest.

#### Most rushing yards per game in a single NFL postseason (minimum two games):

Player	Team	Season	Games	Rush Yards	Per Game
1. Terrell Davis	Denver	1998	3	468	156.0
2. Marcus Allen	L.A. Raiders	1983	3	466	155.3
3. John Riggins	Washington	1982	4	610	152.5
4. <b>Derrick Henry</b>	Tennessee	2019	3	446	148.7
5. Eric Dickerson	L.A. Rams	1985	2	294	147.0
6. Terrell Davis	Denver	1997	4	581	145.3
7. Arian Foster	Houston	2011	2	285	142.5
8. Thurman Thomas	Buffalo	1990	3	390	130.0
9. Brian Westbrook	Philadelphia	2006	2	257	128.5
10. Fred Taylor	Jacksonville	1998	2	248	124.0

George's 449 yards during the team's run to Super Bowl XXXIV also established the franchise benchmark for most total rushing yards in a single postseason. Henry came within three yards of the mark in one fewer game.

#### Most rushing yards in a single postseason, franchise history:

Player	Season	Games	Rush Yards
1. Eddie George	1999	4	449
2. <b>Derrick Henry</b>	2019	3	446
3. Earl Campbell	1978	3	264
4. Steve McNair	1999	4	209
5. Derrick Henry	2017	2	184

Henry's 2019 playoff rushing yardage total ranked sixth in NFL history. It was the most by any NFL player since George's 1999 postseason.

#### Most total rushing yards in a single NFL postseason:

Player	Team	Season	Games	Rush Yards
1. John Riggins	Washington	1982	4	610
2. Terrell Davis	Denver	1997	4	581
3. Terrell Davis	Denver	1998	3	468
4. Marcus Allen	L.A. Raiders	1983	3	466
5. Eddie George	Tennessee	1999	4	449
6. <b>Derrick Henry</b>	Tennessee	2019	3	446
7. Thurman Thomas	Buffalo	1990	3	390
8. Natrone Means	Jacksonville	1996	3	358
9. Le'Veon Bell	Pittsburgh	2016	3	357
10. Freeman McNeil	N.Y. Jets	1982	3	349



## FRANCHISE PLAYOFF RUSHING LEADERS

By improving his career playoff totals to 630 rushing yards on 118 attempts, **Derrick Henry** vaulted up the franchise's all-time postseason rushing list in 2019.

On Jan. 11, 2020, he passed **Earl Campbell** (420 career postseason rushing yards) for second place on the list, and he now trails only **Eddie George** (776).

### Franchise career postseason rushing leaders:

Player	Games	Att	Yards	Avg	TD
1. Eddie George	9	206	776	3.8	5
2. <b>Derrick Henry</b>	5	118	630	5.3	3
3. Earl Campbell	6	135	420	3.1	4
4. Steve McNair	9	54	349	6.5	6
5. Lorenzo White	7	76	264	3.5	1

## 2018-20 RUSHING TOUCHDOWN LEADERS

Since **Derrick Henry** became the team's primary ball carrier in 2018, his 30 rushing touchdowns rank second behind only **Todd Gurley's** 31 rushing touchdowns.

### NFL leaders in rushing touchdowns from 2018 to 2020:

Player	Rushing Touchdowns
1. Todd Gurley	31
2. <b>Derrick Henry</b>	30
3. Aaron Jones	28
4. Christian McCaffrey	26
5. Alvin Kamara	22
6. Ezekiel Elliott	21
7. Nick Chubb	20
8. Dalvin Cook	19
Melvin Gordon	19
Josh Allen	19

## 2018 NFL RUSHING LEADERS

**Derrick Henry** recorded 215 carries in 2018 for 1,059 yards. He ranked second in the AFC in rushing yardage behind Cincinnati's **Joe Mixon** (1,168) and ranked seventh overall in the NFL.

### NFL rushing leaders in 2018 (rushing yards):

Player	Team	Rushing Yards
1. Ezekiel Elliott	Dallas Cowboys	1,434
2. Saquon Barkley	New York Giants	1,307
3. Todd Gurley	Los Angeles Rams	1,251
4. Joe Mixon	Cincinnati Bengals	1,168
5. Chris Carson	Seattle Seahawks	1,151
6. Christian McCaffrey	Carolina Panthers	1,098
7. <b>Derrick Henry</b>	<b>Tennessee Titans</b>	<b>1,059</b>
8. Adrian Peterson	Washington Redskins	1,042
9. Phillip Lindsay	Denver Broncos	1,037
10. Nick Chubb	Cleveland Browns	996

## 2018 RUSHING TOUCHDOWN LEADERS

**Derrick Henry's** scored a career-high 12 rushing touchdowns in 2018. He tied for the third-highest rushing touchdown total in the NFL.

Henry became the first Titans player with 12 rushing touchdowns in a season since **Chris Johnson** had 14 rushing touchdowns in 2009.

### Most rushing touchdowns in 2018:

Player	Team	Rushing TDs
1. Todd Gurley	Los Angeles Rams	17
2. Alvin Kamara	New Orleans Saints	14
3. <b>Derrick Henry</b>	<b>Tennessee Titans</b>	<b>12</b>
4. James Conner	Pittsburgh Steelers	12
5. Saquon Barkley	New York Giants	11
6. Melvin Gordon	Los Angeles Chargers	10
7. Phillip Lindsay	Denver Broncos	9
8. Chris Carson	Seattle Seahawks	9
9. Marlon Mack	Indianapolis Colts	9
10. Jordan Howard	Chicago Bears	9

## DECEMBER TO REMEMBER

In five games in the month of December 2018, **Derrick Henry's** rushing totals included 97 carries for 625 yards and eight touchdowns. His 625 yards were the most by any NFL player in any calendar month in 2018.

Additionally, Henry authored one of only four calendar months for the franchise since 1970 in which a player rushed for at least 600 yards. **Chris Johnson** (800 rushing yards in November 2009) and **Earl Campbell** (633 in October 1980; 662 in November 1980) were the organization's only other players to accomplish the feat in that timespan.

Henry's December rushing totals included 40 yards against the New York Jets (Dec. 2), a franchise-record 238 yards against the Jacksonville Jaguars (Dec. 6), 170 yards at the New York Giants (Dec. 16), 84 yards against the Washington Redskins (Dec. 22) and 93 yards against the Indianapolis Colts (Dec. 30).

For his efforts, Henry was named AFC Offensive Player of the Month.

### Titans/Oilers with 500 rushing yards in any calendar month from 1970-2019 (includes playoffs):

Player	Season	Month	Rushing Yards
1. Chris Johnson	2009	November	800
2. Earl Campbell	1980	November	662
3. Earl Campbell	1980	October	633
4. <b>Derrick Henry</b>	<b>2018</b>	<b>December</b>	<b>625</b>
5. Earl Campbell	1979	September	569
6. <b>Derrick Henry</b>	<b>2019</b>	<b>December</b>	<b>549</b>
7. Eddie George	2000	October	548
8. Earl Campbell	1979	November	534
9. DeMarco Murray	2016	October	511
10. Earl Campbell	1981	October	510

## RUSHING YARDS IN A TWO-GAME SPAN

Following a franchise-record 238 rushing yards against the Jacksonville Jaguars on Dec. 6, 2018, **Derrick Henry** then totaled 170 rushing yards at the New York Giants on Dec. 16 to give him a franchise record of 408 rushing yards in a two-game span.

The previous record of 405 rushing yards in two games was set by **Earl Campbell** in 1980, when Campbell posted 203 yards against Tampa Bay (Oct. 19) and 202 yards against Cincinnati (Oct. 26).

### Most total rushing yards in two consecutive games, franchise history:

Player	Game 1	Yds	Game 2	Yds	Total
<b>Derrick Henry</b>	<b>12/6/18 vs. Jax</b>	<b>238</b>	<b>12/16/18 at NYG</b>	<b>170</b>	<b>408</b>
Earl Campbell	10/19/80 vs. TB	203	10/26/80 vs. Cin	202	405



## RECORD-SETTING NIGHT

On Dec. 6, 2018, **Derrick Henry** had one of the most memorable rushing performances in NFL history on Thursday Night Football. He rushed for a team-record 238 yards and four touchdowns (tied), including a 99-yard touchdown run.

[WATCH: Highlights from Derrick Henry's performance on 12/6/18](#)

Henry's 238 rushing yards set a new franchise record, breaking **Chris Johnson's** mark of 228 yards against the Jaguars on Nov. 1, 2009. It was the highest single-game rushing total in the NFL in 2018 and the league's highest total since **Doug Martin's** 251 rushing yards for the Tampa Bay Buccaneers against the Oakland Raiders on Nov. 4, 2012.

### Most rushing yards in a game, franchise history:

Player	Date	Opponent	Rushing Yards
1. <b>Derrick Henry</b>	12/6/18	Jacksonville	238
2. Chris Johnson	11/1/09	Jacksonville	228
3. Eddie George	8/31/97	Oakland	216
Billy Cannon	12/10/61	at New York	216
5. Earl Campbell	11/16/80	at Chicago	203
Earl Campbell	10/19/80	Tampa Bay	203
7. Earl Campbell	10/26/80	Cincinnati	202
8. Eddie George	12/9/99	Oakland	199
Earl Campbell	11/20/78	Miami	199
10. Chris Johnson	9/20/09	Houston	197

In the second quarter, Henry took a handoff from **Marcus Mariota** inside his own one-yard line and raced 99 yards for a touchdown. It was the second 99-yard run in NFL history, tying **Tony Dorsett's** record-setting touchdown run for the Dallas Cowboys against the Minnesota Vikings on Jan. 3, 1983. It was also the team record, topping Johnson's 94-yard touchdown run against the New York Jets on Dec. 17, 2012. The only other runs in franchise history of at least 90 yards were Johnson's 91-yard rush against the Houston Texans on Sept. 20, 2009 and a 91-yarder by Sid Blanks against the Jets on Dec. 13, 1964.

Henry's 99-yard touchdown run tied for the longest scrimmage play in NFL history. It was the 15th such play, including his and Dorsett's runs and 13 passing plays. The last 99-yard scrimmage play before Henry's was New York Giants wide receiver **Victor Cruz's** 99-yard reception from **Eli Manning** against the New York Jets on Dec. 24, 2011.

### Longest runs from scrimmage in NFL history:

Player	Team	Date	Opponent	Rushing Yards
1. <b>Derrick Henry</b>	Tennessee	12/6/18	Jacksonville	99t
Tony Dorsett	Dallas	1/3/83	Minnesota	99t
3. Ahman Green	Green Bay	12/28/03	Denver	98t
4. Lamar Miller	Houston	11/26/18	Tennessee	97t
Lamar Miller	Miami	12/28/14	N.Y. Jets	97t
Andy Uram	Green Bay	10/8/39	Chi. Cardinals	97t
Bob Gage	Pittsburgh	12/4/49	Chi. Bears	97t



Henry scored on a three-yard run in the first quarter, a 99-yard run in the second quarter, a 16-yard run in the third quarter, and finally a 54-yard run in the third quarter. He tied the franchise record and became the third player in franchise history to rush for four touchdowns in a game, joining Earl Campbell (against Miami on Nov. 20, 1978) and Lorenzo White (against Cleveland on Dec. 9, 1990).

The only franchise player with more overall touchdowns in a game than Henry was Oilers running back **Billy Cannon**, who had five total touchdowns (three rushing, two receiving) at the New York Titans on Dec. 10, 1961. Henry became the first NFL player with four rushing touchdowns in a game since New England Patriots running back **Jonas Gray** at Indianapolis on Nov. 16, 2014.

### Most rushing touchdowns in a game, franchise history:

Player	Date	Opponent	Rushing Touchdowns
1. <b>Derrick Henry</b>	12/6/18	Jacksonville	4
Lorenzo White	12/9/90	Cleveland	4
Earl Campbell	11/20/78	Miami	4
4. (several tied)			3

Additionally, Henry's rushing performance against the Jaguars accomplished the following:

- He became the ninth NFL player since 1975 with at least one 90-yard run and at least one 60-yard reception in his career. The others were **Tony Dorsett, Garrison Hearst, Tiki Barber, Chris Johnson, Jamaal Charles, Herschel Walker, Warrick Dunn** and **Adrian Peterson**.
- Henry became the seventh NFL player since the 1970 AFL-NFL merger with at least four rushing touchdowns and at least 200 rushing yards in a game, joining **Clinton Portis, Barry Sanders, Doug Martin, Jonas Gray, Mike Anderson** and **Corey Dillon**. Henry became the first to accomplish the feat in fewer than 20 carries (17).
- Henry recorded his NFL-high three rushing attempts of at least 70 yards since the beginning of the 2017. **Leonard Fournette** (two) was the only other player with more than one through 14 weeks of the 2018 campaign.
- He matched former Titans running back **Chris Johnson** as the only players in NFL history with a rushing touchdown of at least 90 yards and a rushing touchdown of at least 50 yards in the same game. Johnson accomplished the feat against the Houston Texans on Sept. 20, 2009.
- His 24 points tied for the fourth-highest single-game total in franchise history, trailing only **Billy Cannon** (30 on Dec. 10, 1961), **Rob Bironas** (26 on Oct. 21, 2007) and **George Blanda** (26 on Sept. 18, 1960). **Earl Campbell** (Nov. 20, 1978) and **Lorenzo White** (Dec. 9, 1990) also had 24 points on four touchdowns in a single game.
- His 238 rushing yards and four rushing touchdowns were each the most in any Thursday Night Football game in history.

## MORE TITANS RUNNING BACKS

### 41 - RB/FB KHARI BLASINGAME 6-0, 233, 2nd Year, Vanderbilt



- Blasingame was signed by the Titans to their active roster from the Minnesota Vikings' practice squad on Nov. 13, 2019.
- In his rookie season (2019), he saw action in six games with three starts at fullback, catching four passes for 54 yards and collecting two special teams tackles, tying for the team lead in special teams tackles twice in 2019 (at IND, at NE).
- The former Vanderbilt product played in all three postseason contests with a start at fullback and notched two special teams tackles and a forced fumble on coverage units.
- Made his first career start in his NFL debut against Jacksonville (11/24/19).
- Amassed 997 rushing yards and 15 rushing scores as well as 35 catches for 380 yards and two receiving touchdowns during his collegiate career at Vanderbilt.
- The New Market, Ala., native was originally signed by the Minnesota Vikings as a rookie free agent on May 3, 2019.

**32 - RB DARRYNTON EVANS****5-10, 203, Rookie, Appalachian State**

- The Oak Hill, Fla., native was selected by the Titans in the third round (93rd overall) of the 2020 NFL Draft.
- In three on-field seasons at Appalachian State (2016, 2018-19), Evans appeared in 39 games and made 22 starts.
- He was a two-time All-Sun Belt first-team selection and was the Sun Belt's Offensive Player of the Year in 2019. Evans was a two-time Sun Belt Championship Game MVP and MVP of the 2019 New Orleans Bowl.
- He finished his career with 2,884 rushing yards (ninth all-time at Appalachian State) despite being the primary running back for just 23 career games. Set school records for most career rushes without a fumble (482) and single-season rushes without a fumble (255 in 2019). Had 4,642 all-purpose yards, including 1,439 yards on kickoff returns and 319 yards as a receiver, plus 14 passing yards on a forward-flipped jet sweep. Scored 34 total touchdowns with 25 rushing, six receiving and a program-record three as a kick returner. Totaled 11 runs of at least 50 yards in his final two seasons.

**28 - RB JEREMY McNICHOLS****5-9, 205, 1st Year, Boise State**

- The Long Beach, Calif. native was re-signed by the Titans on August 26, 2020. He previously spent time on the Titans practice squad in 2018 and played the 2019 preseason with Tennessee, rushing for 108 yards on 26 carries. He also scored a touchdown on a 15-yard completion.
  - Originally a fifth-round pick by Tampa Bay in the 2017 NFL Draft out of Boise State, McNichols has also spent time with the Jaguars, Bears, Broncos, Colts, and 49ers, playing in five games and registering four carries for eight yards.
  - His junior year at Boise State (2016), he finished with 1,709 rushing yards (third in Boise State single-season history) and 23 rushing touchdowns (fourth) on 314 attempts (second). McNichols also caught 37 passes for 474 yards and four touchdowns. His 27 total touchdowns ranked second in the nation and third all-time in a single season at Boise State, while his 2,255 all-purpose yards were the second-most in a season in Boise State history.
  - He set a Boise State record with 40 carries against Colorado State and posted just the fifth 100-100 game (100 rushing yards and 100 receiving yards) in Boise State history against BYU.
- 2020 Notes:**
- Spent the first two weeks of the 2020 season on the practice squad but played in each of the first two games after being elevated to the active roster (standard elevation).
  - Signed to the 53-man roster from the practice squad on Sept. 23.

**20 - RB SENORISE PERRY****6-0, 210, 6th Year, Louisville**

- Perry was signed by the Titans as a free agent on April 30, 2020 after originally signing as a rookie free agent with the Chicago Bears in 2014 and later spending time with the Dolphins and Bills.
  - Prior to joining the Titans, his totals included 11 rushing attempts for 33 yards and three receptions for three yards in 59 career games. He also returned 23 career kickoffs for 456 yards (19.8 avg.).
  - In 2019, he appeared in 11 games for the Bills, totaling three carries for three yards. He added six special teams tackles, which ranked second on the team.
  - In four seasons (2010-13) at Louisville, he played in 46 games with six starts and posted 289 carries for 1,409 yards and 18 touchdowns to go along with 36 receptions for 359 yards and a score. Tallied 22 kickoff returns for 513 yards. Collected 30 tackles and a forced fumble on special teams.
- 2020 Notes:**
- **Against Jacksonville (9/20)**, totaled two carries for nine yards, including a six-yard run for a first down during a third-quarter touchdown drive. They were his first two rushing attempts with the Titans.
  - Placed on injured reserve on Sept. 23.

**TITANS  
TIGHT ENDS**

No.	Name	Ht	Wt	Exp	College
86	Firkser, Anthony	6-2	246	3	Harvard
85	Pruitt, MyCole	6-2	245	5	Southern Illinois
81	Smith, Jonnu	6-3	248	4	Florida International
87	Swaim, Geoff	6-4	260	6	Texas

**#81 - TE JONNU SMITH****6-3, 248, 4th Year, Florida International**[Click for complete bio](#)

Tight end **Jonnu Smith** is in his fourth NFL season in 2020. He was selected by the Titans in the third round (100th overall) of the 2017 NFL Draft.

In 2019, Smith returned from a serious knee injury in 2018 to play in all 16 games with a career-high 14 starts. He set career highs with 35 receptions and 439 receiving yards and tied his career high with three touchdown catches. In the playoffs, he started all three games and contributed six receptions for 59 yards and one touchdown. He was named the team's 2019 Ed Block Courage Award recipient.

Smith's 2018 campaign came to a premature end when he suffered a knee injury against the Jacksonville Jaguars on Dec. 6 and was subsequently placed on injured reserve on Dec. 11. Prior to the injury, he played in 13 games with 12 starts and achieved then-career highs with 20 receptions, 258 receiving yards and three touchdowns. He led the club's tight ends in all three categories at the time of his injury.

During the 2017 regular season, Smith was one of three rookie tight ends to appear in all 16 games (**Gerald Everett** and **David Njoku**) and one of two rookie tight ends with at least 13 starts (**O.J. Howard**). He caught 18 passes for 157 yards and two touchdowns, ranking fifth among all rookie tight end in receptions. He also caught three passes for 19 yards in two postseason games.

Smith concluded his four-year career at Florida International University's all-time leader among tight ends in receptions and receiving yards, totaling 178 receptions for 2,001 yards and 18 touchdowns. On the school's all-time receiving list, regardless of position, Smith finished fourth in receptions, fifth in receiving yards and third in receiving touchdowns.

Smith finished his collegiate career registering at least one reception in every game he played. The 43-game streak was the second-longest streak of its kind in school annals.

During his senior campaign, he started 11 games and earned second-team All-Conference USA honors. He registered 42 receptions for 506 yards and four touchdowns.





As a sophomore (2014), led all college tight ends with 61 receptions, 710 receiving yards and eight touchdown catches.

Smith is a native of Philadelphia, Pa.

#### 2020 Notes:

➤ **At Denver (9/14)**, totaled four receptions for 36 yards, including a one-yard touchdown reception on a pass from Ryan Tannehill in the fourth quarter. It was his ninth career touchdown reception. He also recorded a 22-yard reception on a screen play in the first quarter.

➤ **Against Jacksonville (9/20)**, led the team with a career-high 84 receiving yards on four receptions, including a pair of touchdown catches. He set a career long with a 63-yard reception on the first play from scrimmage. His touchdowns included a 13-yard grab in the first quarter and a four-yard reception in the second quarter. It marked his first career game with multiple touchdowns. He improved his season total to three touchdown receptions after also posting a one-yard touchdown catch in the season opener at Denver, and it marked the third time in his career with at least one touchdown in back-to-back games. He improved his career total to 11 touchdown receptions. Additionally, he drew a 22-yard pass interference penalty in the second quarter on third down.

➤ **At Minnesota (9/27)**, tied for the team lead with five receptions for a total of 61 yards. He went over the 1,000-yard career receiving mark with his 21-yard grab in the third quarter.

#### Smith's Career Regular Season Statistics:

Year	GP	GS	Rec	Yds	Avg	Lg	TD
2017	16	13	18	157	8.7	32t	2
2018	13	12	20	258	12.9	61t	3
2019	16	14	35	439	12.5	57	3
2020	3	3	13	181	13.9	63	3
<b>Totals</b>	<b>48</b>	<b>42</b>	<b>86</b>	<b>1,035</b>	<b>12.0</b>	<b>63</b>	<b>11</b>

#### Smith's Career Postseason Statistics:

Year	GP	GS	Rec	Yds	Avg	Lg	TD
2017	2	1	3	19	6.3	10	0
2019	3	3	6	59	9.8	22	1
<b>Totals</b>	<b>5</b>	<b>4</b>	<b>9</b>	<b>78</b>	<b>8.7</b>	<b>22</b>	<b>1</b>

#### Smith's NFL Regular Season Single-Game Highs:

**Receptions** - 6 (Twice, last vs. Tampa Bay, 10/27/19)

**Receiving Yards** - 84 vs. Jacksonville (9/20/20)

**Long Reception** - 63 vs. Jacksonville (9/20/20)

**Touchdowns** - 2 vs. Jacksonville (9/20/20)

#### Smith's NFL Playoff Single-Game Highs:

**Receptions** - 3 at Kansas City (1/19/20)

**Receiving Yards** - 38 at Kansas City (1/19/20)

**Long Reception** - 22 at Kansas City (1/19/20)

**Receiving Touchdowns** - 1 at Baltimore (1/11/20)



## YARDS AFTER CATCH

Tight end **Jonnu Smith** emerged in 2019 as one of the team's top playmakers and one of the NFL's most capable tight ends in production after the catch. He had 35 receptions for 439 yards during the season, and according to Sportradar, 273 of his receiving yards came after the catch—an average of 7.8 yards after each reception.

Among all qualifying NFL tight ends in 2019 (minimum 32 receptions), Smith's 7.8 average yards after catch ranked second. Only Denver Broncos first-round pick **Noah Fant** (8.3) averaged more YAC than Smith.

**Per Sportradar, tight ends with the highest average yards after catch per reception in 2019 (minimum 32 receptions):**

Player	Team	Rec	Yds	YAC	Avg YAC
1. Noah Fant	Denver Broncos	40	562	330	8.3
2. <b>Jonnu Smith</b>	<b>Tennessee Titans</b>	<b>35</b>	<b>439</b>	<b>273</b>	<b>7.8</b>
3. George Kittle	San Francisco 49ers	85	1,053	599	7.0
4. Jordan Akins	Houston Texans	36	418	246	6.8
5. Darren Waller	Oakland Raiders	90	1,145	570	6.3
T.J. Hockenson	Detroit Lions	32	367	200	6.3
7. Jimmy Graham	Green Bay Packers	38	447	226	5.9
Jared Cook	New Orleans Saints	43	705	254	5.9
9. Tyler Higbee	Los Angeles Rams	69	734	396	5.7
Evan Engram	New York Giants	44	467	252	5.7

## SMITH EXCEEDS 600 SNAPS

A year after leading all rookie tight ends with 13 starts in 2017, **Jonnu Smith** continued to see a high rate of offensive snaps in 2018, his second NFL season.

Despite spending the final three contests on injured reserve, he participated in 609 total offensive snaps in 2018 (including penalized plays), a total that ranked fourth among all tight ends in their rookie, first-year or second-year seasons. The only three such tight ends with more offensive snaps than Smith were San Francisco's **George Kittle** (925), Cleveland's **David Njoku** (863) and the New York Jets' **Christopher Herndon** (624).

Smith's offensive play total ranked third among all non-linemen on the Titans. Only wide receiver **Corey Davis** (870) and quarterback **Marcus Mariota** (773) had more.

**Most offensive snaps in 2018 among rookie, first-year and second-year tight ends (includes offensive plays called back due to penalty):**

Player	Team	Offensive Snaps
1. George Kittle	San Francisco 49ers	925
2. David Njoku	Cleveland Browns	863
3. Christopher Herndon	New York Jets	624
4. <b>Jonnu Smith</b>	<b>Tennessee Titans</b>	<b>609</b>
5. Ricky Seals-Jones	Arizona Cardinals	535
6. Ian Thomas	Carolina Panthers	526
7. Dallas Goedert	Philadelphia Eagles	520
8. Evan Engram	New York Giants	471
9. Jordan Thomas	Houston Texans	470
10. O.J. Howard	Tampa Bay Buccaneers	433

## MORE TITANS TIGHT ENDS

### 86 - TE ANTHONY FIRKSER

6-2, 246, 3rd Year, Harvard

➤ Anthony Firkser was signed by the Titans during the 2018 offseason.

➤ In 2019, he set career highs with 15 games played and one start and contributed 14 receptions for 204 yards and one touchdown. He added three catches for 45 yards and a team-high two touchdowns in three playoff games.

➤ In 2018, Firkser spent the first two weeks of the season on the Titans' 53-man roster and played one game before spending the next three weeks on the practice squad. He was added back to the 53-man roster on Oct. 9 and went on to produce 19 receptions for 225 yards and one touchdown in 12 games.

➤ He was originally signed by the New York Jets as an undrafted free





agent on May 5, 2017. After his release from the Jets, he spent time as a rookie on the practice squad of the Kansas City Chiefs and stayed with the Chiefs for part of the 2018 offseason.

➤ Firkser appeared in 29 games with 24 starts over four seasons at Harvard (2013-16) and caught 99 passes for 1,559 yards and 14 touchdowns. He finished his career ranked 12th all-time in school history in receptions, ninth all-time in receiving yards and sixth all-time in touchdown receptions. He was named to the All-Ivy League second team as both a junior and sophomore.

➤ He is a native of Manalapan, N.J.

#### 2020 Notes:

➤ **Against Jacksonville (9/20)**, contributed four receptions for 45 yards and forced a crucial pass interference penalty on third down during the game-winning drive in the fourth quarter.

#### 85 - TE MyCOLE PRUITT

6-2, 245, 5th Year, Southern Illinois

➤ MyCole Pruitt was signed by the Titans off the Houston Texans practice squad on Sept. 10, 2018, one day after the season opener.

➤ In 2019, he played in all 16 games for the second time in his career and set a career high with 10 starts. He posted six receptions for 90 yards and one touchdown, and he added four catches for 28 yards in three playoff games (one start).

➤ His 2018 totals included nine receptions for 102 yards and one touchdown in 15 games (one start).

➤ He arrived in Tennessee with 21 games of NFL experience with the Texans, Chicago Bears and Minnesota Vikings. His statistics prior to joining the Titans included 12 receptions for 102 yards.

➤ Pruitt was a fifth-round selection by the Vikings in the 2015 NFL Draft.

➤ A native of South Bend, Ind., he amassed multiple school records for tight ends during a four-year career at Southern Illinois, where he tallied 211 career receptions for 2,601 yards and 25 touchdowns. He earned All-America honors for both his junior and senior seasons. Pruitt also was named the best tight end in the 30-year history of Missouri Valley Conference.

#### 2020 Notes:

➤ **At Denver (9/14)**, caught a one-yard touchdown pass from Ryan Tannehill in the second quarter on his only reception of the game. It was his third career touchdown reception.



#### 87 - TE GEOFF SWAIM

6-4, 260, 6th Year, Texas

➤ Swaim was signed by the Titans prior to the start of the 2020 season.

➤ Originally a seventh-round pick by the Cowboys in the 2015 NFL Draft, Swaim played in 43 total games over five seasons with the Cowboys (2015-18) and the Jaguars (2019). His career totals in that time included 48 catches for 401 yards and a touchdown in his career.

➤ In 2019, Swaim appeared in six games with two starts for the Jaguars, totaling 13 receptions for 65 yards.

➤ As a senior at the University of Texas, he started all 13 games, spending most of his time helping block for a running game that rushed for 1,786 yards and seven touchdowns. He totaled 13 catches for 84 yards.

➤ A native of Chico, Calif., Swaim played at Butte College in Oroville, Calif., for two years prior to transferring to Texas.



## TITANS WIDE RECEIVERS

No.	Name	Ht	Wt	Exp	College
11	Brown, A.J.	6-1	226	2	Mississippi
84	Davis, Corey	6-3	209	4	Western Michigan
10	Humphries, Adam	5-11	195	6	Clemson
14	Raymond, Kalif	5-8	182	3	Holy Cross
15	Westbrook-Ikhine, Nick	6-2	211	R	Indiana

### #11 - WR A.J. BROWN

6-1, 226, 2nd Year, Mississippi

[Click for complete bio](#)



Wide receiver **A.J. Brown** is in his second NFL season in 2020. He was selected by the Titans in the second round (51st overall) of the 2019 NFL Draft.

As a rookie, Brown led the Titans in every major receiving category, totaling 52 catches for 1,051 yards and eight touchdowns. He added a 49-yard rushing touchdown. Among all rookies in franchise history, Brown ranked third in receiving yards and fifth in receptions, and he tied for the third-highest receiving touchdown total.

Brown led the 2019 NFL rookie class in receiving yards and total touchdowns, and he tied for the rookie lead in touchdown receptions. He also placed fifth among rookies in receptions. Among all NFL players in 2019—rookies and veterans—Brown finished second in receiving average (20.2), behind only the Los Angeles Chargers' **Mike Williams** (20.4).

During a three-year career at Mississippi (2016-18), Brown became the program's all-time leading receiver with 2,984 yards. He ranked third in school history with 189 receptions and fifth all-time with 19 touchdowns. Brown averaged 15.8 yards per catch and 82.9 yards per game, and he tallied the most 100-yard receiving games in Ole Miss history with 12. He became the only receiver in Ole Miss history to tally 60 or more receptions in back-to-back seasons.

In 2018, Brown started all 12 games and set Ole Miss' single-season receiving records in yards (1,320) and catches (85), leading the SEC in both categories. His 1,320 receiving yards ranked seventh in the nation. Brown caught six touchdowns, averaging 110.0 yards per game, and he topped the 100-yard receiving mark in six contests. He earned AP first-team All-SEC and third-team All-American honors for the second consecutive season.

Brown was selected in the 19th round of the 2016 Major League Baseball Draft by the San Diego Padres as a centerfielder and he participated in the team's extended spring training program each summer from 2016-18.

He is a native of Starkville, Miss.

#### 2020 Notes:

➤ **At Denver (9/14)**, posted five receptions for 39 yards. It was his 17th consecutive regular season game with at least one reception to begin his career. On the game-winning drive late in the fourth quarter, he drew a key 16-yard pass interference penalty.

➤ **Against Jacksonville (9/20)** and **at Minnesota (9/27)**, he was inactive with a knee injury.

#### Brown's Career Regular Season Statistics:

Year	Team	GP	GS	Rec	Yds	Avg	Lg	TD
2019	Ten	16	11	52	1,051	20.2	91	8
2020	Ten	1	1	5	39	7.8	12	0
<b>Totals</b>		<b>17</b>	<b>12</b>	<b>57</b>	<b>1,090</b>	<b>19.1</b>	<b>91</b>	<b>8</b>

#### Brown's 2019/Career Postseason Statistics:

Year	Team	GP	GS	Rec	Yds	Avg	Lg	TD
2019	Ten	3	3	5	64	12.8	37	0

**Brown's Regular Season Single-Game Highs:****Receptions** - 8 vs. Houston (12/15/19)**Receiving Yards** - 153 at Oakland (12/8/19)**Long Reception** - 91t at Oakland (12/8/19)**Touchdown Receptions** - 2 (twice, last at Oakland, 12/8/19)**Brown's Playoff Single-Game Highs:****Receptions** - 3 at Kansas City (1/19/20)**Receiving Yards** - 51 at Kansas City (1/19/20)**Long Reception** - 37 at Kansas City (1/19/20)**Touchdown Receptions** - (none)**FRANCHISE ROOKIE RECEIVING**

Wide receiver **A.J. Brown** was the team's leading receiver in every major category during the 2019 regular season, and he vaulted high up the franchise's all-time rookie receiving charts.

Brown had 52 receptions for 1,051 yards for an average of 20.2 yards per catch, and he scored on eight touchdown receptions. He added a 49-yard rushing touchdown.

Among rookies in the history of the organization, Brown ranked third in receiving yards and fifth in receptions, and he tied for the third-highest receiving touchdown total.

**Most receiving yards by a rookie in franchise history:**

Player	Season	Rec Yds
1. Bill Groman	1960	1,473
2. Ernest Givins	1986	1,062
<b>3. A.J. Brown</b>	<b>2019</b>	<b>1,051</b>
3. Chris Sanders	1995	823
5. Charlie Hennigan	1960	722
6. Kenny Britt	2009	701
7. Jerry LeVias	1969	696
8. Kendall Wright	2012	626
9. Mac Haik	1968	584
10. Dorial Green-Beckham	2015	549

**Most receptions by a rookie in franchise history:**

Player	Season	Receptions
1. Bill Groman	1960	72
2. Kendall Wright	2012	64
3. Ernest Givins	1986	61
4. Sid Blanks	1964	56
<b>5. A.J. Brown</b>	<b>2019</b>	<b>52</b>
6. Charlie Hennigan	1960	44
7. Chris Johnson	2008	43
8. Kenny Britt	2009	42
Jerry LeVias	1969	42
10. Tajaé Sharpe	2016	41

**Most touchdown receptions by a rookie in franchise history:**

Player	Season	Rec TD
1. Bill Groman	1960	12
2. Chris Sanders	1995	9
<b>3. A.J. Brown</b>	<b>2019</b>	<b>8</b>
Mac Haik	1968	8
5. Charlie Hennigan	1960	6
Tony Jones	1990	6
7. Billy Cannon	1960	5
Curtis Duncan	1987	5
Jerry LeVias	1969	5
10. (several tied)		4

**ROOKIE & 1ST-YEAR RECEIVING LEADERS**

Titans wide receiver **A.J. Brown**, a second-round pick in the 2019 NFL Draft (51st overall), led the 2019 rookie class in receiving yards (1,051), and he tied for the rookie lead in touchdown receptions (eight). He also placed fifth in receptions.

**Most receiving yardage in 2019 by NFL rookies and first-year players:**

Player	Team	Position	Rec Yds
<b>1. A.J. Brown</b>	<b>Tennessee Titans</b>	<b>WR</b>	<b>1,051</b>
2. Terry McLaurin	Washington Redskins	WR	919
3. DK Metcalf	Seattle Seahawks	WR	900
4. Deebo Samuel	San Francisco 49ers	WR	802
5. Darius Slayton	New York Giants	WR	740
6. Diontae Johnson	Pittsburgh Steelers	WR	680
7. Hunter Renfrow	Oakland Raiders	WR	605
8. Marquise Brown	Baltimore Ravens	WR	584
9. Noah Fant	Denver Broncos	TE	562
10. Mecole Hardman	Kansas City Chiefs	WR	538

**Most receptions in 2019 by NFL rookies and first-year players:**

Player	Team	Position	Rec
1. Diontae Johnson	Pittsburgh Steelers	WR	59
2. Terry McLaurin	Washington Redskins	WR	58
DK Metcalf	Seattle Seahawks	WR	58
4. Deebo Samuel	San Francisco 49ers	WR	57
<b>5. A.J. Brown</b>	<b>Tennessee Titans</b>	<b>WR</b>	<b>52</b>
6. Miles Sanders	Philadelphia Eagles	RB	50
7. Hunter Renfrow	Oakland Raiders	WR	49
8. Darius Slayton	New York Giants	WR	48
9. Marquise Brown	Baltimore Ravens	WR	46
10. Noah Fant	Denver Broncos	TE	40

**Most touchdown receptions in 2019 by NFL rookies and first-year players:**

Player	Team	Position	TD
<b>1. A.J. Brown</b>	<b>Tennessee Titans</b>	<b>WR</b>	<b>8</b>
Darius Slayton	New York Giants	WR	8
3. DK Metcalf	Seattle Seahawks	WR	7
Terry McLaurin	Washington Redskins	WR	7
Marquise Brown	Baltimore Ravens	WR	7
6. Mecole Hardman	Kansas City Chiefs	WR	6
7. Diontae Johnson	Pittsburgh Steelers	WR	5
Foster Moreau	Oakland Raiders	TE	5
9. Hunter Renfrow	Oakland Raiders	WR	4
Steven Sims	Washington Redskins	WR	4





## 2019 RECEIVING LEADERS, FINAL 6 GAMES

Over the final six regular season games of 2019, Titans second-round pick **A.J. Brown** not only led all rookies but also led all NFL players with 605 receiving yards and a remarkable average of 24.2 yards per catch. His five touchdown receptions in the final six games tied for the second-most in the NFL.

**Most receiving yards in the final six games (team games) of 2019:**

Player	Team	Rec	Yds	Avg	TD
1. <b>A.J. Brown</b>	Tennessee	25	605	24.2	5
2. DeVante Parker	Miami	32	598	18.7	5
3. Michael Thomas	New Orleans	55	584	10.6	4
4. Robert Woods	L.A. Rams	45	568	12.6	2
5. Breshad Perriman	Tampa Bay	26	550	21.2	5
6. Tyler Higbee	L.A. Rams	48	542	11.3	2
7. Allen Robinson	Chicago	41	514	12.5	4
8. George Kittle	San Francisco	39	512	13.1	3
Julio Jones	Atlanta	40	512	12.8	2
10. Travis Kelce	Kansas City	41	488	11.9	2
Christian McCaffrey	Carolina	57	488	8.6	1

## 2019 RECEIVING AVERAGE LEADERS

Titans rookie wide receiver **A.J. Brown** finished second among all qualifying NFL players in 2019 in receiving average. Only the Chargers' **Mike Williams** (20.4) averaged more yards per reception than Brown.

**Highest receiving average in 2019 (all players; minimum 16 receptions):**

Player	Rec	Rec Yds	Rec Avg
1. Mike Williams	49	1,001	20.4
2. <b>A.J. Brown</b>	52	1,051	20.2
3. Kenny Golladay	65	1,190	18.3
4. Stefon Diggs	63	1,130	17.9
Breshad Perriman	36	645	17.9
6. Mike Evans	67	1,157	17.3
7. Michael Gallup	66	1,107	16.8
8. James Washington	44	735	16.7
DeVante Parker	72	1,202	16.7
10. Chris Conley	47	775	16.5



## 45+ YARD SCRIMMAGE PLAYS

**A.J. Brown** had a league-leading total among all players of nine scrimmage plays of at least 45 yards during the 2019 regular season. He had eight receptions that went for a minimum of 45 yards and added a 49-yard rushing attempt for a touchdown.

Wide receivers **Mike Williams** of the Los Angeles Chargers and **Stefon Diggs** of the Minnesota Vikings tied for second in the NFL with six scrimmage plays of at least 45 yards in 2019.

**Most scrimmage plays of 45 yards or more in 2019:**

Player	Team	45+ Yard Scrimmage Plays
1. <b>A.J. Brown</b>	Tennessee Titans	9
2. Mike Williams	Los Angeles Chargers	6
Stefon Diggs	Minnesota Vikings	6
4. Amari Cooper	Dallas Cowboys	5
Saquon Barkley	New York Giants	5
6. <b>Derrick Henry</b>	Tennessee Titans	4
D.J. Moore	Carolina Panthers	4
DeVante Parker	Miami Dolphins	4
Kenny Golladay	Detroit Lions	4
Leonard Fournette	Jacksonville Jaguars	4
Marquez Valdes-Scantling	Green Bay Packers	4
Mike Evans	Tampa Bay Buccaneers	4

## 45+ YARD RUN & 90+ YARD CATCH

**A.J. Brown's** longest scrimmage play of his rookie season was a 91-yard touchdown reception at Oakland on Dec. 8. That play in combination with his 49-yard touchdown run on Dec. 22 against New Orleans made him only the fifth NFL player since 1948 with at least one touchdown catch of 90-plus yards and at least one touchdown run of 45-plus yards in the same season.

Prior to Brown, the last time a player did so was 1985, when New England Patriots running back **Craig James** had a 90-yard touchdown reception to go with touchdown runs of 65 and 57 yards.

**NFL players since 1948 with a touchdown reception of at least 90 yards and a rushing touchdown of at least 45 yards in the same season:**

Player (Pos)	Team	Year	Long TD Rec	Long TD Run
<b>A.J. Brown (WR)</b>	Tennessee	2019	91	49
Craig James (RB)	New England	1985	90	65
Ollie Matson (RB/FL)	L.A. Rams	1961	96	69
John David Crow (RB/TE)	Chicago Cardinals	1958	91	83
Billy Grimes (RB)	Green Bay	1950	96	73

## 50 RECEPTIONS, 1,000 YARDS

**A.J. Brown** enjoyed one of the finest seasons in franchise history by a rookie wide receiver. His 2019 regular season totals included 52 receptions, 1,051 receiving yards and eight touchdown catches, and his 20.2-yard receiving average ranked second in the NFL.

Brown achieved a rare statistical combination matched by only three other NFL rookies since 1970. Since then, **John Jefferson** (1978), **Bill Brooks** (1986), **Randy Moss** (1998) and Brown are the league's only rookies to have a minimum of 50 receptions, 1,000 receiving yards and five receiving touchdowns while averaging at least 17.0 yards per catch.

**NFL rookies since 1970 with 50 receptions, 1,000 receiving yards, five touchdown receptions and a 17.0-yard receiving average:**

Player	Year	Team	Rec	Yards	TD	Avg
<b>A.J. Brown</b>	2019	Tennessee	52	1,051	8	20.2
Randy Moss	1998	Minnesota	69	1,313	17	19.0
Bill Brooks	1986	Indianapolis	65	1,131	8	17.4
John Jefferson	1978	San Diego	56	1,001	13	17.9



## #84 ■ WR COREY DAVIS

6-3, 209, 4th Year, Western Michigan

[Click for complete bio](#)

Wide receiver **Corey Davis** is in his fourth NFL season in 2020. He was selected by the Titans with the fifth overall pick in the 2017 NFL Draft.

During his first three seasons, Davis led the Titans in total receptions (142), receiving yards (1,867) and receiving first downs (97), and his six touchdown catches tied for third place on the club.

Davis' 2019 statistics included 43 receptions for 601 yards and a pair of touchdowns in 15 games (11 starts). He added 68 yards and a touchdown on six receptions during the playoffs.

Davis led the Titans offense in 2018 with 65 receptions, 891 receiving yards and four touchdowns. His yardage total ranked ninth among all AFC wide receivers.

As a rookie, Davis totaled 34 receptions for 375 yards in 11 games (nine starts). He started both postseason contests and contributed nine receptions for 98 yards and a team-high two touchdowns.

In four seasons at Western Michigan (2013–2016), Davis played and started 50 games. He registered 332 career receptions for 5,285 yards and 52 touchdowns, setting the Mid-American Conference record in each category and becoming the only player in FBS history with 300 catches, 5,000 yards and 50 touchdowns. His 5,285 career receiving yards were the most in FBS history, and he ended his career ranked second all-time in FBS history with 52 career receiving touchdowns (60 by Jarett Dillard). Davis' 332 career receptions ranked fourth all-time in FBS annals.

As a senior, he set career highs with 97 receptions, 1,500 receiving yards and 19 touchdowns, ranking eighth, seventh and first (tied) in the FBS, respectively. He helped the Broncos win the MAC and go undefeated until suffering their first loss in the Cotton Bowl. Davis' record-setting, All-American campaign included five games of 100-plus yards and six games of two or more receiving touchdowns.

Davis is a native of Wheaton, Ill.

**2020 Notes:**

➤ **At Denver (9/14)**, led the team on Monday Night Football with seven receptions and 101 receiving yards, including a long reception of 23 yards in the second quarter. His reception total tied for the second-highest number of his career, and his yardage total ranked third in his career. He contributed a nine-yard catch for a first down during the game-winning scoring drive late in the fourth quarter. It was the eighth 100-yard receiving game in franchise history by a player in a Week 1 road game, most recently by A.J. Brown at Cleveland in 2019.

➤ **Against Jacksonville (9/20)**, totaled three receptions for 36 yards, including a touchdown on a nine-yard pass from Ryan Tannehill in the first quarter. It was his first touchdown of 2020 and the seventh touchdown of his four-year career. He reached 150 career receptions on his nine-yard touchdown catch and reached the 2,000-yard career receiving mark on his 17-yard catch in the third quarter.

➤ **At Minnesota (9/27)**, tied for the team lead with five receptions for 69 receiving yards. On his first reception, he extended his streak to 25 consecutive receptions resulting in a first down. The streak ended on his



next catch. It was the longest active streak in the NFL at the time. He turned a pass from Ryan Tannehill into a 38-yard gain in the third quarter, leading to a Titans touchdown three plays later.

**Davis' Career Regular Season Statistics:**

Year	Team	GP	GS	Rec	Yds	Avg	Lg	TD
2017	Ten	11	9	34	375	11.0	37	0
2018	Ten	16	16	65	891	13.7	51	4
2019	Ten	15	11	43	601	14.0	38	2
2020	Ten	3	3	15	206	13.7	38	1
<b>Totals</b>		<b>45</b>	<b>39</b>	<b>157</b>	<b>2,073</b>	<b>13.2</b>	<b>51</b>	<b>7</b>

**Davis' Career Postseason Statistics:**

Year	Team	GP	GS	Rec	Yds	Avg	Lg	TD
2017	Ten	2	2	9	98	10.9	17	2
2019	Ten	3	3	6	68	11.3	22	1
<b>Playoff Totals</b>		<b>5</b>	<b>5</b>	<b>15</b>	<b>166</b>	<b>11.1</b>	<b>22</b>	<b>3</b>

**Davis' Regular Season Single-Game Highs:**

**Receptions** - 9 vs. Philadelphia (9/30/18)

**Receiving Yards** - 161 vs. Philadelphia (9/30/18)

**Long Reception** - 51 vs. Philadelphia (9/30/18)

**Receiving Touchdowns** - 1 (Seven times, last vs. Jacksonville, 9/20/20)

**Davis' Playoff Single-Game Highs:**

**Receptions** - 5 (Twice, last at Kansas City, 1/19/20)

**Receiving Yards** - 65 at Kansas City (1/19/20)

**Long Reception** - 22 at Kansas City, 1/19/20)

**Receiving Touchdowns** - 2 at New England (1/13/18)

**PCT. OF RECEPTIONS FOR FIRST DOWNS**

Since the beginning of the 2019 season, **Corey Davis** has been one of the NFL's most efficient receivers when it comes to catching passes for first downs. Of all players with at least 32 receptions during that time, only three players have a higher percentage of receptions for first downs.

**Highest percentage of receptions for first downs from 2019–2020:**

Player	Receptions	Receiving 1st Downs	Percentage
1. Alshon Jeffery	43	36	83.7
2. Mike Evans	77	62	80.5
3. Mike Williams	56	45	80.4
4. <b>Corey Davis</b>	<b>58</b>	<b>46</b>	<b>79.3</b>
5. DeVante Parker	86	68	79.1
6. Kenny Golladay	71	56	78.9
7. Tyrell Williams	42	33	78.6
8. Calvin Ridley	84	66	78.6
9. Kendrick Bourne	40	31	77.5
10. Michael Gallup	77	59	76.6

**CONVERTING THIRD DOWNS**

**Corey Davis** led the team in overall receiving in 2018, and he also became a favorite target on third down.

Twenty-three of his 65 catches came on third down, and of those plays, 20 resulted in first downs. His 20 receptions to convert third downs tied for the eighth-highest total in the NFL and were the most by a Titans player since tight end **Delanie Walker's** 21 such catches in 2015.

**Most third-down conversions on receptions in 2018:**

Player	3rd Down Receptions	Converted for 1st Down
1. Julio Jones	32	24
2. Tyler Boyd	24	22
Michael Thomas	30	22
DeAndre Hopkins	30	22
5. Adam Thielen	29	21
Travis Kelce	24	21
T.Y. Hilton	24	21
8. <b>Corey Davis</b>	<b>23</b>	<b>20</b>
Mike Evans	21	20
10. Davante Adams	27	19
Dede Westbrook	22	19

## 100 RECEPTIONS IN 29 GAMES

Against Indianapolis on Sept. 15, 2019, **Corey Davis** reached 100 career receptions. In doing so, he became one of the franchise's fastest players to 100 receptions.

Since the 1970 AFL-NFL merger, only wide receivers **Kendall Wright** (22 games) and **Ernest Givins** (24) hit 100 receptions with the Titans/Oilers within their first 30 games prior to Davis.

**Fewest career NFL games needed to reach 100 receptions with the franchise, 1970–2019:**

Player	Pos	Games to Reach 100 Receptions
1. Kendall Wright	WR	22
2. Ernest Givins	WR	24
3. <b>Corey Davis</b>	<b>WR</b>	<b>29</b>
4. Kenny Britt	WR	31
5. Chris Johnson	RB	33
6. Haywood Jeffires	WR	37
Ben Troupe	TE	37
8. Kevin Dyson	WR	38
9. Billy Johnson	WR	39
10. Chris Sanders	WR	40

## AMONG FASTEST TO 1,000 REC YARDS

On Nov. 26, 2018 at Houston, Titans wide receiver **Corey Davis** hit the 1,000-yard career receiving mark in his 22nd NFL game.

Davis reached the 1,000-yard mark in fewer career games than all but two players for the franchise since 1970. In that time period, only **Ernest Givins** and **Chris Sanders** hit the mark in fewer games. Givins reached 1,000 receiving yards in his 14th career game in 1985, and Sanders took 21 games from 1995–1996 to reach the plateau. Davis tied **Kendall Wright**, who also hit 1,000 receiving yards in his 22nd game (2012–2013).

**Titans/Oilers to reach 1,000 receiving yards in the fewest games at the beginning of a career, 1970–present:**

Player	Season(s)	Games to 1,000 Rec Yards
1. Ernest Givins	1985	14
2. Chris Sanders	1995–1996	21
3. <b>Corey Davis</b>	<b>2017–2018</b>	<b>22</b>
Kendall Wright	2012–2013	22
5. Kenny Britt	2009–2010	23



## #10 - WR ADAM HUMPHRIES

5-11, 195, 6th Year, Clemson

[Click for complete bio](#)



Wide receiver **Adam Humphries** is in his sixth NFL season and his second campaign with the Titans in 2020. He was signed as an unrestricted free agent on March 15, 2019 after spending the first four years of his career (2015-18) with the Tampa Bay Buccaneers.

Humphries appeared in the first 12 games of the regular season before suffering an ankle injury, which caused him to be inactive for the final four games in December. His regular season totals included 37 receptions for 374 yards and a pair of touchdowns. He returned for the AFC Championship Game and registered four catches for 25 yards.

In 60 career games with the Buccaneers (17 starts), Humphries totaled 219 receptions for 2,329 yards and nine touchdowns, increasing his reception and yardage totals every season. He also returned 51 punts for 425 yards.

In 2018, Humphries set career highs with 76 receptions, 816 receiving yards and five touchdowns. Aligned in the slot (per Sportradar and Next Gen Stats), he ranked first in the NFL in receiving first downs (42), tied for second in receptions (59), and finished second in total yards after catch (319).

A native of Spartanburg, S.C., Humphries played four seasons at Clemson, where he accumulated 127 catches for 1,097 yards and three touchdowns in 53 career games.

He entered the NFL by signing with the Buccaneers as an undrafted free agent on May 11, 2015.

### 2020 Notes:

- **At Denver (9/14)**, finished second on the team with six receptions and 47 receiving yards. He had two receptions for 14 yards during the game-winning drive in the fourth quarter. His six catches tied his high mark for number of receptions in a Titans uniform.
- **Against Jacksonville (9/20)**, posted a team-high five receptions for 48 yards and one touchdown. He scored on an 18-yard pass from Ryan Tannehill in the third quarter to register his first touchdown of 2020 and the 12th touchdown catch of his career.
- **At Minnesota (9/27)**, recorded four receptions for 41 yards, including a 23-yard catch.

### Humphries' Career Regular Season Receiving Statistics:

Year	Team	GP	GS	Rec	Yds	Avg	Lg	TD
2015	TB	13	0	27	260	9.6	27	1
2016	TB	15	4	55	622	11.3	42t	2
2017	TB	16	3	61	631	10.3	43	1
2018	TB	16	10	76	816	10.7	51	5
2019	Ten	12	3	37	374	10.1	30	2
2020	Ten	3	1	15	136	9.1	23	1
<b>Totals</b>		<b>75</b>	<b>21</b>	<b>271</b>	<b>2,839</b>	<b>10.5</b>	<b>51</b>	<b>12</b>

### Humphries' Career Regular Season Punt/Kickoff Return Statistics:

Year	Team	PR	Yds	Avg	Lg	TD	KR	Yds	Avg	Lg	TD
2015	TB	0	0	-	-	0	0	0	-	-	0
2016	TB	24	237	9.9	25	0	4	47	11.8	17	0
2017	TB	6	49	8.2	19	0	0	0	-	0	0
2018	TB	21	139	6.6	16	0	2	17	8.5	13	0
2019	Ten	12	78	6.5	21	0	0	0	-	-	0
2020	Ten	0	0	-	-	0	0	0	-	-	0
<b>Totals</b>		<b>63</b>	<b>503</b>	<b>8.0</b>	<b>25</b>	<b>0</b>	<b>6</b>	<b>64</b>	<b>10.7</b>	<b>17</b>	<b>0</b>

### Humphries' 2019/Career Postseason Receiving Statistics:

Year	Team	GP	GS	Rec	Yds	Avg	Lg	TD
2019	Ten	1	0	4	25	6.3	9	0

### Humphries' Regular Season Single-Game Highs:

- Receptions** - 10 vs. Carolina (1/1/17)
- Receiving Yards** - 102 vs. New Orleans (12/31/17)
- Long Reception** - 51 at Atlanta (10/14/18)
- Receiving Touchdowns** - 2 at Carolina (11/4/18)
- Punt Returns** - 5 at Arizona (9/18/16)
- Punt Return Yards** - 48 vs. Seattle (11/27/16)
- Punt Return Long** - 25 at Arizona (9/18/16)
- Kickoff Retuns** - 1 (Six times, last vs. Philadelphia 9/16/18)





**Kick Return Yards** - 17 at San Francisco (10/23/16)  
**Kickoff Return Long** - 17 at San Francisco (10/23/16)

#### Humphries' Playoff Single-Game Highs:

**Receptions** - 4 at Kansas City (1/19/20)  
**Receiving Yards** - 25 at Kansas City (1/19/20)  
**Long Reception** - 9 at Kansas City (1/19/20)  
**Receiving Touchdowns** - (none)

## 2018 RECEIVING FROM THE SLOT

While playing for the Tampa Bay Buccaneers in 2018, **Adam Humphries** totaled 76 receptions for 816 yards and five touchdowns.

When he was aligned in the slot, Humphries was among the NFL's most productive players. Per Sportradar and Next Gen Stats, among all NFL wide receivers in the slot, Humphries ranked first in receiving first downs (42), tied for second in receptions (59), and finished second in total yards after catch (319).

#### Most first-down receptions from the slot among wide receivers in 2018:

Wide Receiver	1st Downs
1. Adam Humphries	42
2. Adam Thielen	38
3. Cole Beasley	36
4. JuJu Smith-Schuster	35
5. Tyler Boyd	33

#### Most receptions from the slot among wide receivers in 2018:

Wide Receiver	Receptions
1. Adam Thielen	69
2. Adam Humphries	59
JuJu Smith-Schuster	59
4. Dede Westbrook	55
5. Cole Beasley	54

#### Most receiving yards from the slot among wide receivers in 2018:

Wide Receiver	Rec Yards
1. Tyreek Hill	858
2. JuJu Smith-Schuster	788
3. Tyler Boyd	722
4. Adam Thielen	718
5. Adam Humphries	666

#### Most yards after catch from the slot among wide receivers in 2018:

Wide Receiver	Yards After Catch
1. JuJu Smith-Schuster	349
2. Adam Humphries	319
3. Dede Westbrook	313
4. Tyreek Hill	301
5. Tyler Boyd	298

## MORE TITANS WIDE RECEIVERS

### 14 - WR KALIF RAYMOND

5-8, 182, 3rd Year, Holy Cross

➤ Raymond joined the Titans as a member of the practice squad on Dec. 24, 2018. He was first promoted to the active roster from the practice squad on Oct. 26, 2019.

➤ In eight games in 2019, he produced nine receptions for 170 yards and one touchdown, four punt returns for 45 yards (11.3 avg.) and 18 kickoff returns for 403 yards (22.4 avg.). Additionally, he appeared in two playoff games and totaled one reception for a 45-yard touchdown, one punt return for nine yards and four kickoff returns for 68 yards (17.0 avg.).

➤ In 2018, Raymond spent a total of three games on the Titans practice squad, as well as one game on the New York Giants practice squad.

➤ Raymond arrived in Tennessee with 12 games of NFL experience with the Denver Broncos, New York Jets and Giants. His statistics prior to joining the Titans included 29 punt returns for 210 yards and 20 kick returns for 408 yards.

➤ Raymond originally signed with the Broncos as a rookie free agent on May 6, 2016. He spent the majority of his rookie season on the Broncos practice squad before being elevated to the active roster and appearing in four contests. He tallied 11 punt returns for 111 yards and six kick returns for 137 yards.

➤ In 2017, Raymond spent time on the practice squads and active rosters of both the New York Jets and New York Giants. He appeared in two games for the Jets (Weeks 1-2) and returned five punts for 38 yards and three kicks for 85 yards. He was re-signed to the Jets practice squad for Weeks 3-4 before being waived and signed to the Giants' practice squad on Oct. 11, 2017. He was elevated to the active roster and saw action in six total contests for the Giants, returning 13 punts for six yards and 11 kicks for 186 yards.

➤ Raymond played in 40 games with 23 starts over four seasons (2012-15) as a wide receiver and return specialist for Holy Cross. He totaled 155 receptions for 1,683 yards and 14 touchdowns, returned 62 punts for 464 yards and a score, as well as 80 kick returns for 1,809 yards and two touchdowns.

➤ He is a native of Lawrenceville, Ga.

#### 2020 Notes:

➤ **At Minnesota (9/27)**, led the team with a career-high 118 receiving yards on three receptions, logging his first career 100-yard game. He recorded a 44-yard reception during the first series of the game and then posted a career-long 61-yard catch in the third quarter, leading to a Titans touchdown two plays later. His receiving yardage total was the most by a Titans player on three or fewer receptions since Dec. 5, 2004, when Drew Bennett had 124 yards on three catches at Indianapolis. Raymond added a 30-yard kickoff return and two punt returns for five yards.

### 15 - WR NICK WESTBROOK-IKHINE (pronounced uh-KEEN-uh)

6-2, 211, Rookie, Indiana

➤ The Lake Mary, Fla., native was originally signed by the Titans as an undrafted free agent on May 7, 2020. He was promoted to the Titans active roster on Sept. 16, 2020.

➤ The former Indiana product appeared in 52 games with 36 starts and totaled 144 receptions for 2,226 yards with 16 touchdowns over four collegiate seasons.

➤ Westbrook-Ikhine ranked sixth in school history in catches, seventh in yardage and touchdowns, and tied for seventh in 100-yard receiving games (six). He became the seventh Hoosier to reach 125 receptions and 2,000 yards.

➤ As a senior (2019), caught 42 passes for 572 yards and five touchdowns. His touchdowns total tied for the team lead.

➤ As a junior (2018), recorded 42 catches for a team-leading 590 yards and four touchdowns. He averaged 49.2 yards per game and 14.0 yards per catch, which both ranked first on the team

➤ As a sophomore (2016), totaled 995 receiving yards to lead the team and ranked seventh on Indiana's single-season list.

#### 2020 Notes:

➤ **Against Jacksonville (9/20)**, made his NFL debut at wide receiver and on special teams.







## TITANS OFFENSIVE LINEMEN

### CENTERS

No.	Name	Ht	Wt	Exp	College
62	Brewer, Aaron	6-1	274	R	Texas State
60	Jones, Ben	6-3	308	9	Georgia
52	Munyer, Daniel	6-1	305	3	Colorado

### GUARDS

No.	Name	Ht	Wt	Exp	College
64	Davis, Nate	6-3	316	2	Charlotte
75	Douglas, Jamil	6-4	309	3	Arizona State
76	Saffold III, Rodger	6-5	325	11	Indiana

### TACKLES

No.	Name	Ht	Wt	Exp	College
71	Kelly, Dennis	6-8	321	9	Purdue
77	Lewan, Taylor	6-7	309	7	Michigan
70	Sambrailo, Ty	6-5	311	6	Colorado State
79	Wilson, Isaiah (R/COVID)	6-6	350	R	Georgia



## #64 - G NATE DAVIS

6-3, 316, 2nd Year, Charlotte


[Click for complete bio](#)

Nate Davis is in his second NFL season in 2020. He was selected by the Titans in the third round (82nd overall) of the 2019 NFL Draft.

As a rookie in 2019, Davis played in 13 games with 12 starts at right guard. It was the highest number of starts at guard by a Titans rookie since Chance Warmack's 16 starts in 2013. He also started all three of the team's postseason games.

In four seasons at Charlotte (2015-18), Davis appeared in 41 career games with 37 starts. A four-year starter on the offensive line, Davis started at guard from 2015-17 before switching to right tackle for his senior season in 2018.

He is a native of Ashburn, Va.



### Davis' Career Regular Season Games Played/Games Started:

Year	Team	GP	GS	Starts by Position
2019	Ten	13	12	RG-12
2020	Ten	3	3	RG-3
<b>NFL Totals</b>		<b>16</b>	<b>15</b>	<b>RG-15</b>

### Davis' Career Postseason Games Played/Games Started:

Year	Team	GP	GS	Starts by Position
2019	Ten	3	3	RG-3
<b>Playoff Totals</b>		<b>3</b>	<b>3</b>	<b>RG-3</b>

## #60 - C BEN JONES

6-3, 303, 9th Year, Georgia

[Click for complete bio](#)



Center Ben Jones is in his ninth NFL season and his fifth campaign with the Titans in 2020. He was signed as an unrestricted free agent on March 10, 2016.

From 2012 through 2019, Jones appeared in 127 of 128 possible regular season games, including starts in all but one game during his first four seasons in Tennessee.

In 2019, Jones captained an offensive line that helped running back Derrick Henry win the NFL's rushing title (1,540 yards). He started all three playoff games en route to an AFC Championship Game appearance.

On Dec. 12, 2019, Jones was named the Titans nominee for the Walter Payton NFL Man of the Year Award. Considered one of the league's most prestigious honors, the award recognizes an NFL player for outstanding community service activities off the field, as well as excellence on the field.

On Nov. 3, 2019, Jones' streak of 120 consecutive games played and 88 consecutive starts came to an end when he was deactivated with a concussion. At the time, Jones' consecutive games streak tied Kansas City's Mitchell Schwartz for the longest active streak in the NFL among offensive linemen, and his starting streak ranked first in the NFL among all centers.

Jones started all 16 games at center in 2018, registering a start in every contest for the fifth consecutive season, dating back to his third year in Houston (2014).

In his first year in Tennessee, Jones played a key role in an offensive turnaround. The veteran was a key cog in a line that helped the Titans finish 11th overall in offense, third in rushing and tied for seventh in fewest sacks allowed.

Jones was originally selected by the Houston Texans in the fourth round (99th overall) of the 2012 NFL Draft. Over the following four seasons, he started contests at center and both guard spots. He was a starter on two playoff teams in Houston (2012 and 2015).

In 2015, Jones started every game at center, extending his streak of consecutive regular season games played to 64, which was the second-longest active streak among NFL centers at the conclusion of the season.

A native of Centreville, Ala., Jones attended the University of Georgia, where his 49 total starts ranked third in school annals. He was a two-time All-SEC selection by the league's coaches and was named to Georgia's Team of the Decade. As a senior (2011), the team captain earned All-SEC first-team honors.

### Jones' Career Regular Season Games Played/Games Started:


Year	Team	GP	GS	Starts by Position
2012	Hou	16	10	RG-10
2013	Hou	16	1	RG-1
2014	Hou	16	16	LG-16
2015	Hou	16	16	C-16
2016	Ten	16	16	C-16
2017	Ten	16	16	C-16
2018	Ten	16	16	C-16
2019	Ten	15	15	C-15
2020	Ten	3	3	C-3
<b>NFL Totals</b>		<b>130</b>	<b>109</b>	<b>C-82, LG-16, RG-11</b>

### Jones' Career Postseason Games Played/Games Started:

Year	Team	GP	GS	Starts by Position
2012	Hou	2	2	RG-2
2015	Hou	1	1	C-1
2017	Ten	2	2	C-2
2019	Ten	3	3	C-3
<b>Playoff Totals</b>		<b>8</b>	<b>8</b>	<b>C6, RG-2</b>

## #71 ■ T DENNIS KELLY

6-8, 321, 9th Year, Purdue

[Click for complete bio](#)

Dennis Kelly is in his ninth NFL season and his fifth campaign with the Titans in 2020. He was acquired in a trade with the Philadelphia Eagles on Aug. 16, 2016. In exchange for Kelly, the Titans dealt wide receiver Dorial Green-Beckham to the Eagles.

Kelly appeared in 15 games during the 2019 regular season, including starts at left tackle in each of the team's first four games. He caught a touchdown pass against Jacksonville on Nov. 24 and added another touchdown catch in the AFC Championship Game at Kansas City on Jan. 19.

Kelly played in 11 games in 2018 with five starts at right tackle. It was the third-highest start total of his career.

Kelly played in all 16 games in both 2016 and 2017. During that time he had a regular role in the team's "heavy" personnel package and earned six total starts—six in 2016 and one in 2017. He helped the Titans rush for an average of 136.7 yards per game in 2016, which ranked third in the NFL.

Kelly entered the NFL as a fifth-round selection by the Eagles in the 2012 NFL Draft. In four seasons with the Eagles, he recorded 15 starts and 30 games played. He recorded nine starts with the Eagles at right tackle, four starts at right guard and two starts at left guard.

A native of Chicago Heights, Ill., Kelly was a team captain and a two-time offensive MVP at Purdue. He started his final three seasons at left tackle for the Boilermakers.

**Kelly's Career Regular Season Games Played/Games Started:**


Year	Team	GP	GS	Starts by Position
2012	Phi	13	10	RG-3, RT-7
2013	Phi	0	0	
2014	Phi	3	3	LG-2, RG-1
2015	Phi	14	2	RT-2
2016	Ten	16	6	TE-6
2017	Ten	16	1	TE-1
2018	Ten	11	5	RT-5
2019	Ten	15	4	LT-4
2020	Ten	3	3	RT-3
<b>NFL Totals</b>		<b>91</b>	<b>34</b>	<b>LT-4, LG-2, RG-4, RT-17, TE-7</b>

**Kelly's Career Postseason Games Played/Games Started:**

Year	Team	GP	GS	Starts by Position
2017	Ten	2	0	
2019	Ten	3	0	
<b>Playoff Totals</b>		<b>5</b>	<b>0</b>	

## #77 ■ T TAYLOR LEWAN

6-7, 309, 7th Year, Michigan

[Click for complete bio](#)

Tackle Taylor Lewan is in his seventh NFL season in 2020. He was selected by the Titans with the 11th overall pick of the 2014 NFL Draft and received a multi-year contract extension in 2018.

In 2019, Lewan registered 12 starts during the regular season, anchoring an offensive line that helped running back Derrick Henry win the NFL's rushing title (1,540 yards). He started all three playoff games, including the AFC Championship Game.

Lewan was named to the Pro Bowl for the third consecutive season in 2018. He played and started in 15 of the team's 16 games at left tackle, marking his fourth consecutive season with at least 15 starts.

In 2017, Lewan became the team's first offensive lineman to make multiple Pro Bowls since center Kevin Mawae from 2008–2009. Lewan started all 16 games for the second consecutive season in 2017 and added starts in both postseason contests.

In 2016, Lewan started all 16 games for the first time. The left tackle was the anchor a line that helped the Titans finish 11th overall in offense, third in rushing and tied for seventh in fewest sacks allowed.

In 2015, Lewan started the first 15 games of the season at left tackle before missing the finale with a concussion.



As a rookie in 2014, Lewan played in 11 games with six starts before suffering an ankle injury. He played as a reserve for the first five games and then started in six consecutive contests before the injury caused him to be inactive the final five weeks. For his efforts, Lewan was named to the Pro Football Writers of America All-Rookie Team.

In four seasons at Michigan, Lewan appeared in 50 games with 48 starts at left tackle. He started the final 41 games of his career and was named the Big Ten Conference Offensive Lineman of the Year in 2012 and 2013. As a senior in 2013, he started all 13 games at left tackle for the third consecutive season and was named second-team *Associated Press* All-American.

At the 2014 NFL Scouting Combine, he ran the 40-yard dash in 4.87 seconds, beating all other offensive linemen in his class and clocking the fourth-fastest time among offensive linemen in the last five years (2010-14). He also ranked among the top offensive linemen at the 2014 combine in the broad jump (first at nine feet, nine inches), vertical jump (tied for third at 30.5 inches) and three-cone drill (fourth at 7.39 seconds).

A native of Cave Creek, Ariz., Lewan became the first offensive tackle selected by the Titans/Oilers in the first round since tackle Brad Hopkins (13th overall) in 1993.

**Lewan's Career Regular Season Games Played/Games Started:**

Year	Team	GP	GS	Starts by Position
2014	Ten	11	6	LT-6
2015	Ten	15	15	LT-15
2016	Ten	16	16	LT-16
2017	Ten	16	16	LT-16
2018	Ten	15	15	LT-15
2019	Ten	12	12	LT-12
2020	Ten	3	3	LT-3
<b>NFL Totals</b>		<b>88</b>	<b>83</b>	<b>LT-83</b>

**Lewan's Career Postseason Games Played/Games Started:**

Year	Team	GP	GS	Starts by Position
2017	Ten	2	2	LT-2
2019	Ten	3	3	LT-3
<b>Playoff Totals</b>		<b>5</b>	<b>5</b>	<b>LT-5</b>



## #76 - G RODGER SAFFOLD III

6-5, 325, 11th Year, Indiana  
[Click for complete bio](#)



Guard **Rodger Saffold III** is in his 11th NFL season and his second campaign with the Titans in 2020. He was signed by the Titans as an unrestricted free agent from the Los Angeles Rams on March 15, 2019.

In 2019, Saffold started all 16 games for the second consecutive season and for the fourth time in his career. He was a key member of an offensive line that helped running back **Derrick Henry** win the NFL's rushing title (1,540 yards). He started all three playoff games, including the AFC Championship Game.

During the first nine seasons of his career (2010-18), Saffold appeared in 114 regular season games with 111 starts. He also gained experience in the postseason, starting four career playoff games, including all three postseason contests on the Rams' run to Super Bowl LIII at the conclusion of 2018.

From 2017-18, Saffold played an integral role in one of the NFL's top-ranked offenses. According to STATS Inc., he allowed only two sacks during that time.

Saffold is extremely versatile, having started with the Rams at right tackle (three games), left tackle (36), right guard (13) and left guard (43).

A native of Bedford, Ohio, he spent four seasons at Indiana University (2006-09), where he started 41 career games and earned All-Big Ten honors as a senior.

Saffold was originally selected by the Rams in the second round (33rd overall) of the 2010 NFL Draft.

### Saffold's Career Regular Season Games Played/Games Started:

Year	Team	GP	GS	Starts by Position
2010	StL	16	16	LT-16
2011	StL	9	9	LT-9
2012	StL	10	10	LT-10
2013	StL	12	9	RG-5, RT-3, LT-1
2014	StL	16	16	LG-13, RG-3
2015	StL	5	5	RG-5
2016	LAR	15	15	LG-12, LT-2, RT-1
2017	LAR	15	15	LG-15
2018	LAR	16	16	LG-16
2019	Ten	16	16	LG-16
2020	Ten	3	3	LG-3
<b>NFL Totals</b>		<b>133</b>	<b>130</b>	<b>LG-75, LT-38, RG-13, RT-4</b>

### Saffold's Career Postseason Games Played/Games Started:

Year	Team	GP	GS	Starts by Position
2017	LAR	1	1	LG-1
2018	LAR	3	3	LG-3
2019	Ten	3	3	LG-3
<b>Playoff Totals</b>		<b>7</b>	<b>7</b>	<b>LG-7</b>

## MORE TITANS OFFENSIVE LINEMEN

### 62 - C AARON BREWER

6-1, 274, Rookie, Texas State

➤ Brewer was signed by the Titans as an undrafted free agent on May 7, 2020.

➤ The Dallas, Texas, native appeared in 48 games with 47 consecutive starts in four seasons at Texas State.

➤ He started at least five games at every position on the offensive line. He totaled eight starts at left tackle, seven starts at left guard, 15 starts at center, five starts at right guard and 12 starts at right tackle.

➤ As a senior, he started all 12 contests at right tackle and earned All-Sun Belt second-team recognition. He was the highest-graded offensive lineman in the Sun Belt Conference (82.8) by Pro Football Focus, surrendering just three combined sacks and hits in 496 snaps in pass protection.



## MORE TITANS OFFENSIVE LINEMEN

### 75 - G/C JAMIL DOUGLAS

6-4, 309, 3rd Year, Arizona State

➤ Douglas was signed by the Titans to the practice squad on Oct. 3, 2018.

➤ The 6-foot-4-inch, 309-pounder was originally drafted by the Miami Dolphins in the fourth round (114th overall) of the 2015 NFL Draft and has also spent time with the New England Patriots, Atlanta Falcons and Indianapolis Colts.

➤ In 2019, Douglas appeared in 15 games for the Titans and made four starts at right guard and one start at center. Made his postseason debut and saw action in all three playoff contests.

➤ Douglas helped open holes for Derrick Henry to lead the NFL with 1,540 rushing yards in 2019.

➤ In 2015, rookie Douglas saw action in a career-high 16 games for the Dolphins and made a career-high six starts with four at right guard and two at center.

➤ In four seasons at Arizona State (2011-14), Douglas appeared in 53 games and made 40 consecutive starts. A three-year starter, Douglas made 27 starts at guard and 13 at tackle.



### 52 - C DANIEL MUNYER

6-1, 305, 3rd Year, Colorado

➤ Munyer was signed by the Titans to the team's practice squad on Oct. 8, 2019 after previously spending time with the Kansas City Chiefs (2015-16), Arizona Cardinals (2016-2018) and Indianapolis Colts (2019).

➤ The 6-foot-1-inch, 305-pounder originally signed with Kansas City as a rookie free agent following the 2015 NFL Draft.

➤ The Harbor City, Calif., native appeared in 16 total games with one start at right guard prior to joining the Titans.

➤ In four seasons at Colorado (2011-14), Munyer played in 43 games with 39 starts, including 36 consecutive starts over his final three seasons. Thirty of his starts came at right guard, and he made six starts at center.



### 70 - T TY SAMBRAILO

6-5, 311, 6th Year, Colorado State

➤ Sambrailo was signed by the Titans as a free agent on March 25, 2020.

➤ The 6-foot-5-inch, 311-pounder was originally drafted by the Denver Broncos in the second round (59th overall) of the 2015 NFL Draft. He appeared in 57 games with 13 starts during his first five NFL seasons with the Broncos (2015-16) and the Atlanta Falcons (2017-19).

➤ He started 42 of 48 games during his career at Colorado State, seeing time at all five positions along the offensive line in four seasons with the Rams.

➤ He helped lead the Rams to their best record (10-3) since 2000 and blocked for a 4,000-yard passer (Grayson - 4,006) and 1,200-yard rusher (Hart - 1,275).

➤ He is a native of Watsonville, Calif.



### 79 - T ISAIAH WILSON

6-6, 350, Rookie, Georgia

➤ The Brooklyn, N.Y., native was selected by the Titans in the first round (29th overall) of the 2020 NFL Draft.

➤ After redshirting in 2017, Wilson played two seasons at Georgia (2018-19), appearing in 25 total games with 24 starts. All of his starts came at right tackle. The Bulldogs finished 11-3 in 2018 and 12-2 in 2019 in his two playing seasons in Athens.

➤ As a senior, Wilson played in 11 games, starting in 10. He played every offensive snap vs. Kentucky, Florida, Auburn and Texas A&M and over 95 percent of offensive snaps in three others: Vanderbilt, Tennessee and Missouri.







# TITANS DEFENSIVE LINEMEN

No.	Name	Ht	Wt	Exp	College
94	Crawford, Jack	6-5	274	9	Penn State
92	Dickerson, Matt	6-5	292	3	UCLA
90	Jones, DaQuan	6-4	322	7	Penn State
97	Mack, Isaiah	6-1	299	2	Chattanooga
91	Murchison, Larrell	6-2	297	R	North Carolina St.
98	Simmons, Jeffery	6-4	305	2	Mississippi State

### Jones' Career Postseason Statistics:

Year	GP	GS	Tackle	Sack	TFL	QBP	Int	PD	FF	FR
2019	3	3	9	0.5	0	3	0	0	0	0

### Jones' Regular Season Single-Game Highs:

**Tackles** - 7 (Three times, last at Buffalo, 10/7/18)  
**Sacks** - 2 at Indianapolis (11/26/17)  
**Quarterback Pressures** - 4 (Twice, last vs. L.A. Chargers, 10/20/19)  
**Forced Fumble** - 1 vs. Indianapolis (12/28/14)  
**Fumble Recovery** - 1 (Twice, last vs. Houston, 1/1/17)

### Jones' Playoff Single-Game Highs:

**Tackles** - 4 at Kansas City (1/19/20)  
**Sacks** - 0.5 at Kansas City (1/19/20)

## #90 - DL DAQUAN JONES

6-4, 322, 7th Year, Penn State

[Click for complete bio](#)

Defensive lineman **DaQuan Jones** is in his seventh NFL season in 2020. He was selected by the Titans in the fourth round (112th overall) of the 2014 NFL Draft.

In 2019, Jones started all 16 games for the fourth time in his career and for the second consecutive season. He achieved career highs with 21 quarterback pressures and three passes defended, and his totals also included 50 tackles, one sack and one tackle for loss.

In 2018, Jones started all 16 games and tallied 39 tackles on the season. He added 14 quarterback pressures, a career-high four tackles for loss and one pass defended.

Jones was placed on injured reserve on Dec. 4, 2017 due to a bicep injury he suffered the previous day against the Houston Texans. It concluded a season in which he totaled a career-high 3.5 sacks. The injury put an end to his streak of 45 consecutive starts.

Jones was one of two Titans who started every game from 2015–2016, holding down a spot at defensive end for consecutive seasons. Outside linebacker **Brian Orakpo** was the other member of the team to start every game in that time period.

As a rookie, Jones appeared in seven games with one start. He registered 13 tackles, a sack, three quarterback pressures, two tackles for loss and a forced fumble.

A leader at Penn State during a time of turmoil, Jones started 23 of 46 college games, with all of his starting assignments coming during the last two seasons. Jones finished his career with 92 tackles, adding 4.5 sacks for minus 28 yards, 15.5 stops for losses totaling 55 yards, two fumble recoveries and a pass deflection.

As a senior in 2013, he started all 12 games at defensive tackle, finishing fifth on the team with a career-high 56 tackles (33 solos). His tackle total was the most for any interior defensive lineman in the Big Ten during the 2013 campaign. Jones was named first-team All-Big Ten by the league's coaches and second-team All-Conference by the media. He was named Penn State's Outstanding Senior Player and the recipient of the team's Reid-Robinson Award.

Jones is a native of Johnson City, N.Y.

### 2020 Notes:

- **At Denver (9/14)**, registered two tackles on Monday Night Football.
- **Against Jacksonville (9/20)**, tallied four tackles.
- **At Minnesota (9/27)**, collected a pair of tackles.

### Jones' Career Regular Season Statistics:

Year	GP	GS	Tackle	Sack	TFL	QBP	Int	PD	FF	FR
2014	7	1	13	1.0	2	3	0	0	1	0
2015	16	16	67	0.0	2	15	0	0	0	1
2016	16	16	29	1.5	1	8	0	0	0	1
2017	12	12	36	3.5	1	9	0	0	0	0
2018	16	16	39	0.0	4	14	0	1	0	0
2019	16	16	50	1.0	1	21	0	3	0	0
2020	3	3	8	0.0	0	1	0	0	0	0
<b>Totals</b>	<b>86</b>	<b>80</b>	<b>240</b>	<b>7.0</b>	<b>11</b>	<b>71</b>	<b>0</b>	<b>4</b>	<b>1</b>	<b>2</b>

## #98 - DT JEFFERY SIMMONS

6-4, 305, 2nd Year, Mississippi State

[Click for complete bio](#)



Defensive lineman **Jeffery Simmons** is in his second NFL season. He was selected by the Titans in the first round (19th overall) of the 2019 NFL Draft.

Simmons began his rookie season on the non-football injury list due to a knee injury he suffered during training in February 2019. He missed the first six games of the season before joining the 53-man roster in Week 7.

His rookie totals included 40 tackles, two sacks, two tackles for loss, 14 quarterback pressures and one pass defended in nine games (seven starts). He added four tackles, three quarterback pressures and a fumble recovery in three playoff contests.

During a three-year career as a defensive tackle at Mississippi State, Simmons appeared in 38 contests with 28 starts. He finished his career ranked sixth in school history with 32.5 in tackles for loss. He also tied for sixth in MSU annals with five forced fumbles and tied for fourth with three blocked kicks. His totals also included 163 tackles, seven sacks, seven passes defended and two defensive touchdowns.

He was a first-team All-SEC selection as a sophomore and junior and was one of two players in the nation to be named a Bednarik Award Semifinalist in both 2017 and 2018.

As a junior in 2018, Simmons was named second-team All-American after totaling 63 tackles, 17 tackles for loss and two sacks. His 17 tackles for loss led the team, ranked fourth in the SEC and were the third-most in single-season school history.

During his sophomore season (2017), he set a career high with five sacks and added 12 tackles for loss. With three total blocked kicks and punts, he became the first SEC player since 2004 to lead the nation in the category.

Simmons is a native of Macon, Miss.

### 2020 Notes:

- **At Denver (9/14)**, tallied four tackles and a fumble recovery on Monday Night Football. He notched his first career fumble recovery in the second quarter on a reception by Melvin Gordon III (fumble forced by Kevin Byard). He recovered the ball at Denver's 23-yard line, and the offense scored a touchdown on the ensuing drive.
- **Against Jacksonville (9/20)**, helped clinch the victory by batting a pass at the line of scrimmage that was then picked off by outside linebacker Harold Landry III on the Jaguars' final possession. It was the second



consecutive game in which Simmons was involved in a takeaway after recovering a fumble in the season opener at Denver. He added three tackles against the Jaguars.

➤ **At Minnesota (9/27)**, produced five total tackles, a sack and two tackles for loss. He forced the Vikings to punt with a six-yard sack of Kirk Cousins on third down in the first quarter. It was his first sack of 2020 and the third sack of his career.

#### Simmons' Career Regular Season Statistics:

Year	GP	GS	Tackle	Sack	TFL	QBP	Int	PD	FF	FR
2019	9	7	40	2.0	2	14	0	1	0	0
2020	3	3	12	1.0	2	2	0	1	0	1
<b>Totals</b>	<b>12</b>	<b>10</b>	<b>52</b>	<b>3.0</b>	<b>2</b>	<b>16</b>	<b>0</b>	<b>2</b>	<b>0</b>	<b>1</b>

#### Simmons' 2019/Career Postseason Statistics:

Year	GP	GS	Tackle	Sack	TFL	QBP	Int	PD	FF	FR
2019	3	0	4	0.0	0	3	0	0	0	1

#### Simmons' Regular Season Single-Game Highs:

**Tackles** - 6 (Twice, last vs. Jacksonville, 11/24/19)

**Sacks** - 2 (Twice, last at Oakland, 12/8/19)

**Quarterback Pressures** - 3 (Twice, last at Houston, 12/29/19)

**Tackles for Loss** - 2 at Minnesota (9/27/20)

**Fumble Recoveries** - 1 at Denver (9/14/20)

#### Simmons' Playoff Single-Game Highs:

**Tackles** - 2 (Twice, last at Baltimore, 1/11/20)

**Fumble Recoveries** - 1 at Baltimore (1/11/20)

## MORE TITANS DEFENSIVE LINEMEN

### 94 - DL JACK CRAWFORD

6-5, 274, 9th Year, Penn State

➤ Crawford was signed by the Titans as an unrestricted free agent on April 8, 2020.

➤ The London, United Kingdom, native was originally selected by the Oakland Raiders in the fifth round (158th overall) of the 2012 NFL Draft and was spent his first two seasons with the Raiders. He then played three seasons with the Dallas Cowboys (2014-16) and three seasons with the Atlanta Falcons (2017-2019).


➤ In 2019, he played in all 16 games with four starts for the Falcons and totaled 27 tackles, one tackle for loss and a half sack.

➤ In 2018, Crawford played in all 16 games with a career-best 11 starts for the Falcons and recorded career-bests with 35 tackles and six sacks.

➤ In 2016, his final season in Dallas, Crawford saw action in all 16 games and posted 27 tackles, 3.5 sacks, and 12 quarterback pressures.

➤ In 2015, Crawford played in all 16 games for the first time in his career and registered 18 tackles, four sacks which ranked fourth on the team, 10 quarterback pressures and three tackles for loss.

➤ In four seasons at Penn State, he saw action in 49 games with 33 starts and tallied 89 tackles, 14 sacks, 26.5 stops for loss, 11 passes defended, three fumble recoveries and a forced fumble.



#### 2020 Notes:

➤ **At Denver (9/14)**, made his Titans debut on Monday Night Football.

➤ **Against Jacksonville (9/20)**, recorded a 20-yard sack of quarterback Gardner Minshew in the second quarter. It was his first sack as a member of the Titans and the 17th sack of his career. It was the most sack yards recorded on a single play by the Titans since William Hayes registered a 21-yard sack at San Francisco on Nov. 8, 2009.

### 92 - DE MATT DICKERSON

6-5, 292, 3rd Year, UCLA

➤ Matt Dickerson was signed by the Titans as an undrafted free agent on May 11, 2018.

➤ His 2019 totals included two tackles, one quarterback pressure and one tackle for loss in five games. He added one tackle in three playoff contests.

➤ As a rookie in 2018, he totaled three tackles in three games.

➤ Dickerson appeared in 44 games with 16 starts over four seasons at UCLA. He totaled 97 tackles, seven tackles for loss, four passes defended and 1.5 sacks as a Bruin.

➤ As a senior in 2017, he started seven games before missing the remainder of the season due to injury. Prior to the injury he recorded 21 tackles and a tackle for loss.

➤ Dickerson is a native of San Mateo, Calif.



### 97 - DT ISAIAH MACK

6-1, 299, 2nd Year, Chattanooga

➤ The Tunnel Hill, Ga., native was signed by the Titans as a rookie free agent on May 10, 2019.

➤ As a rookie in 2019, he appeared in 13 games (one start) and totaled 11 tackles, 1.5 sacks, eight quarterback pressures and one fumble recovery.

➤ Mack started 48 games and made 32 starts over four seasons at Chattanooga and posted 222 tackles, 41 tackles for loss, 21 sacks, two passes defended, three forced fumbles and two fumble recoveries. He finished his career ranked third in team history in tackles for loss and fourth in sacks.



### 91 - DL LARRELL MURCHISON

6-2, 297, Rookie, North Carolina State

➤ Murchison was selected by the Titans in the fifth round (174th overall) of the 2020 NFL Draft.

➤ During a two-year stint as a defensive tackle at North Carolina State, Murchison started in all 25 contests. He finished his Wolfpack career with 85 tackles, 11 sacks, 20 tackles for loss, five quarterback hits, an interception, three passes defended and three fumble recoveries.

➤ In 2019, Murchison was named second-team All-ACC after leading the Wolfpack with a 12 tackles for loss and seven sacks as a senior.

➤ In 2018, Murchison received N.C. State's Cary Brewbaker Award for Defensive Lineman of the Year, as well as the Alpha Wolf Rising Award, which is given to the Most Improved Player.

➤ The Elizabethtown, N.C., native started his collegiate career at Louisburg (N.C.) College and was named a NJCAA junior-college honorable mention All-American.

#### 2020 Notes:

➤ **Against Jacksonville (9/20)**, made his NFL debut and was credited with one tackle.







# TITANS INSIDE LINEBACKERS

No.	Name	Ht	Wt	Exp	College
55	Brown, Jayon	6-0	226	4	UCLA
53	Compton, Will	6-1	235	7	Nebraska
49	Dzubnar, Nick	6-1	240	6	Cal Poly-San Luis Obispo
54	Evans, Rashaan	6-2	232	3	Alabama
51	Long Jr., David	5-11	227	2	West Virginia

## #55 - ILB JAYON BROWN

6-0, 226, 4th Year, UCLA  
[Click for complete bio](#)



Linebacker **Jayon Brown** is in his fourth NFL season in 2020. He was selected by the Titans in the fifth round (155th overall) of the 2017 NFL Draft.

Brown appeared in 14 contests in 2019 with a career-high 14 starts. He finished third on the team and set a career high with 117 tackles while adding one sack, four tackles for loss, seven quarterback pressures, one interception, nine passes defended and one fumble return for a touchdown. He added eight tackles and one pass defended in two postseason contests.

Brown played in all 16 games with nine starts in 2018. He finished second on the defense with 107 tackles and six sacks, and his 18 quarterback pressures tied for the second-highest total on the team. He was one of only six NFL linebackers with at least six sacks, one interception, one forced fumble and one fumble recovery during the season.

As a rookie, Brown appeared in all 16 regular season games and both postseason games as the team's nickel linebacker. He registered 67 tackles, which tied for the 10th-highest total by a "Titans era" rookie (1999-present) and ranked fifth among the team's rookie linebackers in that span.

In four seasons at UCLA (2013-16), Brown appeared in 49 games with 21 starts and totaled 220 tackles, three sacks, nine tackles for loss, three interceptions, 15 passes defended, one forced fumble and four fumble recoveries. He started 21 games over his final two seasons and totaled nine games with double-digit tackles.

As a senior in 2016, he earned first-team All-Pac-12 honors after leading the Bruins with 119 tackles, which tied for 16th on the all-time school single-season list. He added 2.5 sacks, seven tackles for loss, three interceptions, 23 passes defended and two fumble recoveries.

Brown is a native of Long Beach, Calif.

### 2020 Notes:

- **At Denver (9/14)**, registered five tackles and a tackle for loss on Monday Night Football.
- **Against Jacksonville (9/20)**, totaled seven tackles, one tackle for loss,



one quarterback pressure and one pass defended.

- **At Minnesota (9/27)**, tied for the team lead with seven tackles and added a pass defended.

### Brown's Career Regular Season Statistics:

Year	GP	GS	Tackle	Sack	TFL	QBP	Int	PD	FF	FR
2017	16	0	67	1.5	2	6	0	4	0	1
2018	16	9	107	6.0	6	18	1	7	2	1
2019	14	14	117	1.0	4	7	1	9	0	1
2020	3	3	19	0.0	2	2	0	2	0	0
<b>Totals</b>	<b>49</b>	<b>26</b>	<b>310</b>	<b>8.5</b>	<b>14</b>	<b>32</b>	<b>2</b>	<b>22</b>	<b>2</b>	<b>3</b>

### Brown's Career Postseason Statistics:

Year	GP	GS	Tackle	Sack	TFL	QBP	Int	PD	FF	FR
2017	2	0	5	0.0	0	0	0	1	0	0
2019	2	2	8	0.0	0	0	0	1	0	0
<b>Totals</b>	<b>4</b>	<b>2</b>	<b>13</b>	<b>0.0</b>	<b>0</b>	<b>0</b>	<b>0</b>	<b>2</b>	<b>0</b>	<b>0</b>

### Brown's NFL Regular Season Single-Game Highs:

- Tackles** - 16 vs. Jacksonville (11/24/19)
- Sacks** - 1 (Seven times, last at Atlanta, 9/29/19)
- Interceptions** - 1 (Twice, last vs. Houston, 12/15/19)
- Pass Defended** - 3 vs. Tampa Bay, 10/27/19
- Forced Fumbles** - 1 (Twice, last vs. Indianapolis, 12/30/18)
- Fumble Recoveries** - 1 (Three times, last at Oakland, 12/8/19)

### Brown's NFL Playoff Single-Game Highs:

- Tackles** - 5 at Kansas City (1/19/20)

## SACKS AMONG YOUNG NFL LINEBACKERS

Inside linebacker **Jayon Brown** was one of the Titans' top pass rushers in 2018, his second NFL season. He finished second on the team with six sacks and also tied for second place on the defense with 18 quarterback pressures.

Brown was one of the NFL's top pass rushers among young linebackers. Counting both inside and outside linebackers in their rookie, first or second seasons, only three players ranked ahead of Brown in sacks—Pittsburgh Steelers 3-4 outside linebacker **T.J. Watt** (13.0), Denver Broncos 3-4 outside linebacker **Bradley Chubb** (12.0) and Indianapolis Colts 4-3 outside linebacker **Darius Leonard** (7.0). Brown tied with Detroit Lions 4-3 middle linebacker **Jarrad Davis** (6.0).

### Most sacks in 2018 among rookie, first- or second-year linebackers:

Player	Team	Position	Year	Sacks
1. T.J. Watt	Pittsburgh Steelers	OLB	2	13.0
2. Bradley Chubb	Denver Broncos	OLB	R	12.0
3. Darius Leonard	Indianapolis Colts	OLB	R	7.0
4. <b>Jayon Brown</b>	<b>Tennessee Titans</b>	<b>ILB</b>	<b>2</b>	<b>6.0</b>
Jarrad Davis	Detroit Lions	MLB	2	6.0
6. Roquan Smith	Chicago Bears	ILB	R	5.0
7. <b>Harold Landry</b>	<b>Tennessee Titans</b>	<b>OLB</b>	<b>R</b>	<b>4.5</b>
Genard Avery	Cleveland Browns	OLB	R	4.5
9. Lorenzo Carter	New York Giants	OLB	R	4.0
Haason Reddick	Arizona Cardinals	OLB	2	4.0

## BROWN IN ELITE GROUP IN 2018

**Jayon Brown** emerged in 2018 as one of the top playmakers on the Titans defense. He was one of only six NFL linebackers during the season to accumulate at least six sacks, one interception, one forced fumble and one opponent fumble recovery, joining Denver's **Von Miller**, Chicago's **Khalil Mack**, Kansas City's **Justin Houston**, Indianapolis' **Darius Leonard** and Buffalo's **Lorenzo Alexander**.

### NFL linebackers in 2018 with at least six sacks, one interception, one forced fumble and one opponent fumble recovery:

Player	Team	Sacks	Int	Forced Fum	Opp Fum Rec
Von Miller	Denver Broncos	14.5	1	4	3
Khalil Mack	Chicago Bears	12.5	1	6	2
Justin Houston	Kansas City Chiefs	9.0	1	5	3
Darius Leonard	Indianapolis Colts	7.0	2	4	2
Lorenzo Alexander	Buffalo Bills	6.5	2	2	1
<b>Jayon Brown</b>	<b>Tennessee Titans</b>	<b>6.0</b>	<b>1</b>	<b>2</b>	<b>1</b>



## #54 ■ ILB RASHAAN EVANS

6-2, 232, 3rd Year, Alabama  
[Click for complete bio](#)



Linebacker **Rashaan Evans** is in his third NFL season in 2020. He was selected by the Titans with the 22nd pick in the first round of the 2018 NFL Draft. The Titans traded up from the 25th spot in order to take the former Alabama standout.

In 2019, Evans started all 16 games at inside linebacker and led the Titans with 139 tackles and 11 tackles for loss. He added 2.5 sacks, 11 quarterback pressures, one pass defended and one fumble return for a touchdown. He started all three postseason games and finished second on the squad with 22 tackles, including a team-high three tackles for loss.

During his rookie season, Evans overcame an injury that kept him out of the preseason. He played in 15 games with seven starts at inside linebacker and totaled 63 tackles, six quarterback pressures, two tackles for loss and three passes defended.

In four seasons with the Crimson Tide (2014–2017), Evans appeared in 53 games with 14 starts and totaled 152 tackles, 15.0 sacks, 23.5 tackles for loss, five passes defended, 19 quarterback hurries, two forced fumbles and two fumble recoveries. During his four years there, he appeared in three CFP National Championship contests with two victories.

As a senior in 2017, Evans started 12 games and tied for the team lead with 74 tackles. He led the Crimson Tide with 13 tackles for loss despite missing a pair of games due to injury and also posted seven quarterback hurries, six sacks, three passes defended, one forced fumble and one fumble recovery.

Following his senior campaign, he was named a first-team All-American by the AFCA, earned first-team All-SEC honors from Associated Press and second-team All-SEC honors from the conference coaches.

Evans is a native of Auburn, Ala.

### 2020 Notes:

- **Against Jacksonville (9/20)**, totaled seven tackles.
- **At Minnesota (9/27)**, recovered a fumble by Dalvin Cook in the first quarter and returned the ball 25 yards to help set up a field goal on the ensuing drive. It was his second career fumble recovery (first of 2020). He also tied for the team lead with seven tackles.

### Evans' Career Regular Season Statistics:

Year	GP	GS	Tackle	Sack	TFL	QBP	Int	PD	FF	FR
2018	15	7	63	0.0	2	6	0	3	0	0
2019	16	16	139	2.5	11	11	0	1	0	1
2020	3	3	15	0.0	0	0	0	0	0	1
<b>Totals</b>	<b>34</b>	<b>26</b>	<b>217</b>	<b>2.5</b>	<b>13</b>	<b>17</b>	<b>0</b>	<b>4</b>	<b>0</b>	<b>2</b>

### Evans' 2019/Career Postseason Statistics:

Year	GP	GS	Tackle	Sack	TFL	QBP	Int	PD	FF	FR
2019	3	3	22	0.0	3	2	0	0	0	0

### Evans' Regular Season Single-Game Highs:

- Tackles** - 14 vs. Tampa Bay (10/27/19)
- Sacks** - 1 (Twice, last vs. Jacksonville, 11/24/19)
- Fumble Recoveries** - 1 (Twice, last at Minnesota, 9/27/20)

### Evans' Playoff Single-Game Highs:

- Tackles** - 12 at New England (1/4/20)
- Tackles for Loss** - 3 at New England (1/4/20)



## 2019 TITANS TACKLE LEADERS

Linebacker **Rashaan Evans** set a career high and led the Titans defense with 139 tackles during the 2019 regular season, according to the Titans coaches' film review. It was his first season to lead the team in tackles.

### Titans tackle leaders in 2019 (by total tackles)\*:

Player	Pos	Total	Solo	Assist
1. <b>Rashaan Evans</b>	<b>ILB</b>	139	84	55
2. Logan Ryan	CB	120	76	44
3. Jayon Brown	ILB	117	89	28
4. Kenny Vaccaro	S	104	62	42
5. Kevin Byard	S	91	57	34
6. Harold Landry III	OLB	81	56	25
7. Jurrell Casey	DT	61	41	20
8. DaQuan Jones	DL	50	34	16
9. Wesley Woodyard	ILB	46	32	14
10. Adoree' Jackson	CB	40	36	4

\* Titans tackle statistics from coaches' tally

## MORE TITANS INSIDE LINEBACKERS

### 53 - LB WILL COMPTON 6-1, 235, 7th Year, Nebraska



- Compton is in his seventh NFL season. He re-joined the Titans on August 27, 2020 after spending one season in Oakland.
- Through the first six seasons of his NFL career, Compton played in 78 games with 39 starts.
- In 2019, he played in nine games with four starts for the Raiders and totaled 39 tackles and one special teams stop.
- In 2018, Compton played in 12 games for the Titans and led the team with 11 special teams tackles.
- He entered the NFL as an undrafted college free agent with Washington in 2013, where he played five seasons (2013-17).
- A native of Bonne Terre, Mo., Compton was a three-year starter at the University of Nebraska (2010-12) and finished his career with 247 tackles to rank 12th on the Nebraska all-time tackles chart, including 110 tackles in his senior season.

### 2020 Notes:

- **At Denver (9/14)**, registered three tackles on Monday Night Football.

### 49 - LB NICK DZUBNAR 6-1, 240, 6th Year, Cal Poly-San Luis Obispo



- Dzubnar (pronounced duh-ZOOB-nar) was signed by the Titans as an unrestricted free agent on March 26, 2020.
- The Mission Viejo, Calif., native was originally signed by the San Diego Chargers as undrafted free agent on May 12, 2015.
- In five seasons with the Chargers, he produced 61 special teams tackles in 65 games.
- In 2019, Dzubnar appeared in all 16 games for the third time in his career, posting 12 special teams tackles.
- In 2018, Dzubnar collected 15 special teams tackles on coverage units and tied for the team lead with three special teams tackles in the 2018 postseason.
- In 2017, Dzubnar led the Chargers with a career-best 21 special teams tackles.
- Played four seasons (2011-14) at Cal Poly-San Luis Obispo, ending his Mustang career as the second-leading tackler in school history with 414 stops.

### 2020 Notes:

- **At Denver (9/14)**, made his Titans debut on Monday Night Football and registered a tackle.

**51 - LB DAVID LONG JR.**

**5-11, 227, 2nd Year, West Virginia**

➤ The Cincinnati, Ohio, native was selected by the Titans in the sixth round (188th overall) of the 2019 NFL Draft.

➤ As a rookie in 2019, Long appeared in 14 games during the regular season. He also played in all three playoff contests with one start.

➤ During a three-year career at West Virginia, he played in 34 games with 31 starts and totaled 252 tackles, 14 sacks and 40 career tackles for loss which tied for third place on West Virginia's all-time list. In his final campaign in 2018, tied for the single-season program record with 19 tackles for loss.

➤ As a junior at West Virginia in 2018, he was selected Big 12 Defensive Player of the Year by the coaches and the Associated Press. He also received second-team All-America honors by the Associated Press and first-team All-Big 12 accolades by the Associated Press.

➤ Attended Winton Woods High School (Cincinnati, Ohio) where he finished with 283 career tackles, six sacks and six interceptions.

**2020 Notes:**

➤ **At Denver (9/14)**, posted three tackles and a tackle for loss on Monday Night Football.



**Beasley's Career Regular Season Statistics:**

Year	Team	GP	GS	Tackle	Sack	TFL	QBP	Int	PD	FF	FR
2015	Atl	16	16	26	4.0	2	NA	1	3	2	0
2016	Atl	16	12	39	15.5	11	NA	0	2	6	1
2017	Atl	14	8	29	5.0	8	NA	0	2	1	0
2018	Atl	16	9	20	5.0	7	NA	0	3	0	1
2019	Atl	16	15	42	8.0	8	NA	0	2	2	0
2020	Ten	1	0	0	0.0	0	0	0	0	0	0
<b>Totals</b>		<b>79</b>	<b>60</b>	<b>156</b>	<b>37.5</b>	<b>36</b>	<b>NA</b>	<b>1</b>	<b>12</b>	<b>11</b>	<b>2</b>

**Beasley's Career Postseason Statistics:**

Year	Team	GP	GS	Tackle	Sack	TFL	QBP	Int	PD	FF	FR
2016	Atl	3	2	2	0.0	0	NA	0	2	0	0
2017	Atl	2	2	6	1.0	1	NA	0	1	0	0
<b>Totals</b>		<b>5</b>	<b>4</b>	<b>8</b>	<b>1.0</b>	<b>1</b>	<b>NA</b>	<b>0</b>	<b>3</b>	<b>0</b>	<b>0</b>

**Beasley's Regular Season Single-Game Highs:**

- Tackles** - 8 at Denver (10/9/16)
- Sacks** - 3.5 at Denver (10/9/16)
- Tackles for Loss** - 2 (Six times, last vs. Arizona 12/16/18)
- Forced Fumbles** - 2 (Twice, last vs. Carolina 12/8/19)
- Fumble Recovery** - 1 (Twice, last vs. Baltimore 12/2/18)
- Passes Defensed** - 2 vs. Arizona (12/16/18)

**Beasley's Playoff Single-Game Highs:**

- Tackles** - 3 (Twice, last at Philadelphia 1/13/18)
- Sacks** - 1 at L.A. Rams (1/6/18)
- Tackles for Loss** - 1 at L.A. Rams (1/6/18)
- Passes Defensed** - 1 (Three times, last at L.A. Rams 1/6/18)

## TITANS

### OUTSIDE LINEBACKERS

No.	Name	Ht	Wt	Exp	College
44	Beasley Jr., Vic	6-3	246	6	Clemson
99	Clowney, Jadeveon	6-5	255	7	South Carolina
40	Correa, Kamalei	6-3	241	5	Boise State
58	Landry III, Harold	6-2	252	3	Boston College
50	Roberson, Derick	6-3	250	2	Sam Houston State

## #44 - OLB VIC BEASLEY JR.

**6-3, 246, 6th Year, Clemson**

[Click for complete bio](#)

Outside linebacker **Vic Beasley Jr.** is in his sixth NFL season and his first campaign with the Titans. He was signed as an unrestricted free agent from the Atlanta Falcons in March 2020.

During his first five NFL seasons (2015-19), all of which were spent with the Falcons, Beasley saw action in 78 games with 60 starts. His career totals with the team included 156 tackles, 37.5 sacks, one interception, 36 tackles for loss, 11 forced fumbles, 12 passes defensed and 46 quarterback hits.

His 37.5 sacks over his first five seasons ranked 16th among all NFL edge rushers (outside linebackers and defensive ends).

In his final season with the Falcons, Beasley notched a career-best 42 tackles, including eight tackles for loss and a team-high eight sacks.

In 2016, Beasley Jr. led the NFL with 15.5 sacks and added 39 tackles, 10 tackles for loss, six forced fumbles and 28 quarterback hurries. He was named to his first Pro Bowl and earned Associated Press All-Pro honors for his breakout performance.

A native of Adairsville, Ga., Beasley played in 48 games with 25 starts in four seasons at Clemson University (2011-14). He finished his collegiate career ranked first in school history in sacks (33) and fourth in tackles for loss (52.5). He was honored twice as a first-team All-American.

Beasley selected by the Atlanta Falcons in the first round (eighth overall) of the 2015 NFL Draft.

**2020 Notes:**

- **At Denver (9/14)** and **against Jacksonville (9/20)**, he was inactive due to a knee injury.
- **At Minnesota (9/27)**, made his debut in a Titans uniform.



## #99 - OLB JADEVEON CLOWNEY

**6-5, 255, 7th Year, South Carolina**

[Click for complete bio](#)

**Jadeveon Clowney** (first name pronounced juh-DEV-ee-on) is in his seventh NFL season and his first campaign with the Titans. He joined the Titans as an unrestricted free agent in September 2020.

Clowney played his first five NFL seasons with the Houston Texans after he was the first overall pick in the 2014 NFL Draft. He was traded to the Seattle Seahawks in 2019.

In his first six NFL seasons, Clowney played in 75 games and tallied 236 tackles, 32 sacks, 71 tackles for loss, 14 passes defensed, nine forced fumbles and seven fumble recoveries. He also scored four total touchdowns—three on fumble recoveries and one on an interception return. Clowney was named to the Pro Bowl each season from 2016 through 2018, and he added second-team Associated Press All-Pro honors in 2016.

Over a four-season span from 2016 through 2019, Clowney was one of only three NFL players with at least 60 tackles for loss, eight forced fumbles and 150 quarterback pressures, per Sportradar. The others on the list were **Aaron Donald** and **Chandler Jones**. Clowney ranked fourth in the NFL over those four seasons with 60 tackles for loss.

In 2019, Clowney played for the Seattle Seahawks and tallied 31 tackles, three sacks, seven tackles for loss, a career-best four forced fumbles and two fumble recoveries in 13 games.

Before being traded to the Seahawks just prior to the 2019 season kicking off, Clowney played five seasons (2014-18) for the Texans. His best statistical output came in 2017, when he started 16 games and recorded 9.5 sacks, 21 quarterback hits, 21 tackles for loss, two forced fumbles and two fumble recoveries. He joined Jones as the only NFL players to register 20 or more tackles for loss and 20 or more quarterback hits.

A native of Rock Hill, S.C., Clowney had a three-year (2011-13) career at the University of South Carolina and became the third Gamecock to earn All-American honors twice during their career. His college career stats included 130 tackles, 24 sacks, 47 tackles for loss, a school-record nine forced fumbles and one fumble recovery in 36 games played.

**2020 Notes:**

- **At Denver (9/14)**, started in his Titans debut on Monday Night Football. He totaled three tackles, including a tackle for loss, and one quarterback pressure.
- **Against Jacksonville (9/20)**, tallied a pair of tackles and three quarterback pressures.
- **At Minnesota (9/27)**, collected two tackles, one tackle for loss and one





pass defended.

**Clowney's Career Regular Season Statistics:**

Year	Team	GP	GS	Tackle	Sack	TFL	QBP	Int	PD	FF	FR
2014	Hou	4	2	7	0.0	3	0	0	0	0	0
2015	Hou	13	9	40	4.5	8	8	0	6	1	0
2016	Hou	14	14	52	6.0	16	17	0	2	1	0
2017	Hou	16	16	59	9.5	21	21	0	2	2	2
2018	Hou	15	14	47	9.0	16	21	0	1	1	3
2019	Sea	13	11	31	3.0	7	13	1	3	4	2
2020	Ten	3	3	7	0.0	2	6	0	1	0	0
<b>Totals</b>		<b>78</b>	<b>69</b>	<b>179</b>	<b>32.0</b>	<b>73</b>	<b>86</b>	<b>1</b>	<b>15</b>	<b>9</b>	<b>7</b>

**Clowney's Career Postseason Statistics:**

Year	Team	GP	GS	Tackle	Sack	TFL	QBP	Int	PD	FF	FR
2016	Hou	2	2	3	0	1	3	1	2	0	0
2018	Hou	1	1	5	0	0	3	0	0	0	0
2019	Sea	2	2	12	1.5	3	6	0	0	0	0
<b>NFL Totals</b>		<b>5</b>	<b>5</b>	<b>20</b>	<b>1.5</b>	<b>4</b>	<b>12</b>	<b>1</b>	<b>2</b>	<b>0</b>	<b>0</b>

**Clowney's Regular Season Single-Game Highs:**

- Tackles** - 9 at Philadelphia (12/23/18)
- Sacks** - 2.0 (five times, last at Jacksonville, 10/21/18)
- Tackles for Loss** - 4 (three times, last at Indianapolis, 9/30/18)
- Forced Fumbles** - 1 (nine times, last vs. Minnesota, 12/2/19)
- Fumble Recovery** - 1 (7 times, last at San Francisco, 11/11/19)
- Interceptions** - 1 at Arizona (9/29/19)
- Passes Defensed** - 2 at Carolina (9/20/15)
- Touchdowns** - 1 (four times, last at San Francisco, 11/11/19)

**Clowney's Playoff Single-Game Highs:**

- Tackles** - 7 at Green Bay (1/12/20)
- Sacks** - 1 at Philadelphia (1/5/20)
- Tackles for Loss** - 2 at Philadelphia (1/5/20)
- Interceptions** - 1 vs. Oakland (1/7/17)
- Passes Defensed** - 2 vs. Oakland (1/7/17)

**TACKLES FOR LOSS, 2016-19**

During a four-season span from 2016 through 2019, Jadeveon Clowney totaled 60 tackles for loss during his time with the Houston Texans (2016-18) and Seattle Seahawks (2019). Only three NFL players had more tackles for loss than Clowney in that time period: **Aaron Donald** (77), **Chandler Jones** (67) and **Cameron Jordan** (67).

In 2017, the last time current Titans head coach **Mike Vrabel** was Clowney's defensive coordinator in Houston, Clowney posted a career-high 21 tackles for loss, which ranked second in the NFL behind Jones' 28 tackles for loss.

**Most tackles for loss from 2016 to 2019:**

Player	Tackles For Loss
1. Aaron Donald	77
2. Chandler Jones	67
Cameron Jordan	67
<b>4. Jadeveon Clowney</b>	<b>60</b>
5. Danielle Hunter	59
6. Michael Bennett	57
7. Calais Campbell	56
8. Von Miller	54
9. Brandon Graham	53
Joey Bosa	53



**60 TFLs, 8 FFs, 150 QBPs**

From 2016 through 2019, **Jadeveon Clowney** was one of only three NFL players with at least 60 tackles for loss, eight forced fumbles and 150 quarterback pressures, per Sportradar. The others on the list are **Aaron Donald** and **Chandler Jones**.

**Players with at least 60 tackles for loss, eight forced fumbles and 150 quarterback pressures from 2016-19 (per Sportradar):**

Player	Tackles For Loss	Forced Fumbles	Quarterback Pressures
Aaron Donald	77	13	225.0
Chandler Jones	67	17	183.0
<b>Jadeveon Clowney</b>	<b>60</b>	<b>8</b>	<b>159.0</b>

**QUARTERBACK PRESSURES, 2018-19**

From 2018 through 2019, **Jadeveon Clowney** totaled 78 quarterback pressures, per Sportradar—48 in 2018 and 30 in 2019. In that time period, he tied **Yannick Ngakoue** for the eighth-highest total in the NFL.

**Most quarterback pressures from 2018-19 (per Sportradar):**

Player	Quarterback Pressures
1. Aaron Donald	122
2. T.J. Watt	97
3. Khalil Mack	94
4. Cameron Jordan	93
5. J.J. Watt	86
6. Za'Darius Smith	85
7. Chandler Jones	80
<b>8. Jadeveon Clowney</b>	<b>78</b>
Yannick Ngakoue	78
10. Chris Jones	76

**#40 - OLB KAMALEI CORREA**

**6-3, 241, 5th Year, Boise State**  
[Click for complete bio](#)



Outside linebacker **Kamalei Correa** (pronounced KAH-mah-lay kor-AY-uh) is in his fifth NFL season and his third campaign with the Titans in 2020. He was acquired in 2018 in a trade with the Baltimore Ravens.

In 2019, Correa appeared in every game and set career highs with five starts, 37 tackles, five sacks, seven tackles for loss, two passes defended and one fumble recovery. His sack total tied for second on the team. He started all three postseason games and added two sacks.

In 2018, Correa played in 13 games in 2018 and established career bests with four starts, 27 tackles, 3.5 sacks, five quarterback pressures, four tackles for loss and one forced fumble (tied).

Correa was a second-round selection (42nd overall) by the Ravens in the 2016 NFL Draft. Over his first two years in the NFL, he played in 25 games, including four starts, and totaled 11 tackles, one forced fumble and eight special teams stops.

A native of Honolulu, Hawaii, Correa was an all-conference performer at Boise State, he totaled 27 starts and 40 games over his three-year college career. His collegiate statistics included 110 career tackles, 20 sacks, 31.5 tackles for loss and five forced fumbles.

**2020 Notes:**

- **At Denver (9/14)**, posted a pair of tackles and two quarterback pressures on Monday Night Football.

**Correa's Career Regular Season Statistics:**

Year	Team	GP	GS	Tackle	Sack	TFL	QBP	Int	PD	FF	FR
2016	Bal	9	1	3	0.0	NA	NA	0	1	1	0
2017	Bal	16	3	8	0.0	NA	NA	0	1	0	0
2018	Ten	13	4	27	3.5	4	5	0	0	1	0
2019	Ten	16	5	37	5.0	2	7	0	2	0	1
2020	Ten	3	0	2	0.0	0	2	0	0	0	0
<b>Totals</b>		<b>57</b>	<b>13</b>	<b>77</b>	<b>8.5</b>	<b>NA</b>	<b>NA</b>	<b>0</b>	<b>4</b>	<b>2</b>	<b>1</b>



**Correa's Career Postseason Statistics:**

Year	Team	GP	GS	Tackle	Sack	TFL	QBP	Int	PD	FF	FR
2019	Ten	3	3	16	2.0	0	2	0	0	0	0
<b>Totals</b>		<b>3</b>	<b>3</b>	<b>16</b>	<b>2.0</b>	<b>0</b>	<b>2</b>	<b>0</b>	<b>0</b>	<b>0</b>	<b>0</b>

**Correa's Regular Season Single-Game Highs:**

- Tackles** - 5 (Three times, last at Indianapolis 12/1/19)
- Sacks** - 1 (Eight times, last at Houston 12/29/19)
- Tackles for Loss** - 1 (Six times, last at Indianapolis 12/1/19)
- Forced Fumbles** - 1 (Twice, last at N.Y. Giants 12/16/18)
- Fumble Recovery** - 1 at Indianapolis (12/1/19)
- Passes Defensed** - 1 (Four times, last vs. New Orleans 12/22/19)

**Correa's Playoff Single-Game Highs:**

- Tackles** - 10 at Kansas City (1/19/20)
- Sacks** - 1 (Twice, last at Kansas City 1/19/20)
- Special Teams Tackles** - 1 at New England (1/4/20)

**#58 - OLB HAROLD LANDRY III**

6-2, 252, 3rd Year, Boston College  
[Click for complete bio](#)



Outside linebacker **Harold Landry III** is in his third NFL season in 2020. He was selected by the Titans in the second round (41st overall) of the 2018 NFL Draft. The Titans traded up 16 spots in the second round (57 to 41) in order to take the former Boston College standout.

Landry started all 16 games in 2019 and led the Titans with nine sacks. His 28 quarterback pressures ranked second, and he added 81 tackles, four tackles for loss, one pass defensed, one forced fumble and two fumble recoveries. He also started all three postseason games and registered a sack and a team-high eight quarterback pressures.

As a rookie in 2018, he played in 15 games with three starts. His 4.5 sacks tied for third place on the team, and he also tied for second on the defense with 18 quarterback pressures.

In 46 career games playing defensive end for Boston College, Landry totaled 160 tackles, 26 sacks, 47.5 tackles for loss, seven passes defensed, 10 forced fumbles, one fumble recovery and one interception. His 26 career sacks were exceeded in school history by only Mathias Kiwanuka (37.5 from 2002-05).

As a senior in 2017, Landry played and started eight games before a season-ending ankle injury ended his year. He finished second on the team with five sacks and totaled 38 tackles, 8.5 tackles for loss and two passes defensed.

In 2016, Landry set the school's single-season record with 16.5 sacks, which led the nation. He added seven forced fumbles, which also led the country, while his 22 tackles for loss ranked fifth nationally and ranked second all-time for the Eagles. His numerous honors included Walter Camp second-team All-America, AP second-team All-America and second-team All-ACC by the Atlantic Coast Sports Media Association and the league's head coaches.

He is a native of Spring Lake, N.C.

**2020 Notes:**

- **At Denver (9/14)**, registered four tackles, three quarterback pressures and a tackle for loss on Monday Night Football.
- **Against Jacksonville (9/20)**, credited with five tackles, three quarterback pressures and his second career interception. With less than a minute remaining in the fourth quarter, he sealed the victory with an interception of a Gardner Minshew II pass that was deflected at the line of scrimmage.
- **At Minnesota (9/27)**, collected five tackles, two quarterback pressures and one pass defensed.

**Landry's Career Regular Season Statistics:**

Year	GP	GS	Tackle	Sack	TFL	QBP	Int	PD	FF	FR
2018	15	3	46	4.5	2	18	0	2	1	0
2019	16	16	81	9.0	4	28	1	1	1	2
2020	3	3	14	0.0	1	8	1	3	0	0
<b>Totals</b>	<b>34</b>	<b>22</b>	<b>141</b>	<b>13.5</b>	<b>7</b>	<b>54</b>	<b>2</b>	<b>6</b>	<b>2</b>	<b>2</b>

**Landry's 2019/Career Postseason Statistics:**

Year	GP	GS	Tackle	Sack	TFL	QBP	Int	PD	FF	FR
2019	3	3	8	1.0	1	8	0	1	0	0

**Landry's Regular Season Single-Game Highs:**

- Tackles** - 8 vs. Jacksonville (11/24/19)
- Sacks** - 2 at Atlanta (9/29/19)
- Quarterback Pressures** - 9 at N.Y. Giants (12/16/18)
- Interceptions** - 1 (Twice, last vs. Jacksonville, 9/20/20)
- Forced Fumbles** - 1 (Twice, last vs. Tampa Bay, 10/27/19)
- Fumble Recovery** - 1 (Twice, last vs. Tampa Bay, 10/27/19)
- Passes Defensed** - 1 (Three times, last at Carolina, 11/3/19)

**Landry's Playoff Season Single-Game Highs:**

- Tackles** - 5 at Baltimore (1/11/20)
- Sacks** - 1 at Baltimore (1/11/20)
- Quarterback Pressures** - 3 (Twice, last at Baltimore, 1/11/20)

**2019 AFC SACK LEADERS**

Titans second-year outside linebacker **Harold Landry III** tied for 10th place in the AFC with nine sacks during the 2019 regular season.

**Most sacks in 2019 among AFC players:**

Player	Team	Pos	Sacks
1. T.J. Watt	Pittsburgh Steelers	LB	14.5
2. Bud Dupree	Pittsburgh Steelers	LB	11.5
Joey Bosa	Los Angeles Chargers	DE	11.5
4. Justin Houston	Indianapolis Colts	DE	11.0
5. Josh Allen	Jacksonville Jaguars	DE	10.5
6. Maxx Crosby	Oakland Raiders	DE	10.0
Myles Garrett	Cleveland Browns	DE	10.0
8. Jordan Phillips	Buffalo Bills	DT	9.5
Matt Judon	Baltimore Ravens	LB	9.5
10. <b>Harold Landry</b>	<b>Tennessee Titans</b>	<b>LB</b>	<b>9.0</b>
Cameron Heyward	Pittsburgh Steelers	DT	9.0
Chris Jones	Kansas City Chiefs	DT	9.0
Carlos Dunlap	Cincinnati Bengals	DE	9.0

**SACKS IN FIRST 25 GAMES**

Titans outside linebacker **Harold Landry III** produced 11.5 career sacks in his first 25 career games, placing him in select company for defensive performance in the early stages of a career.

Since individual sacks became an official statistic in 1982, his sack total ranks third for the club among players in their first 25 NFL games.

The only previous Titans/Oilers players to record more sacks than Landry in their initial 25 NFL outings were former defensive end **Jevon Kearse** (17.5) and defensive lineman **Anthony Cook** (12.0).

**Most sacks for the Titans/Oilers in a player's first 25 NFL games (1982-present):**

Player	Seasons	Sacks
1. Jevon Kearse	1999-2000	17.5
2. Anthony Cook	1995-1997	12.0
3. <b>Harold Landry III</b>	<b>2018-2019</b>	<b>11.5</b>
4. Jason Jones	2008-2010	11.0
5. Jacob Ford	2008-2009	10.5
6. Carlos Hall	2002-2003	10.0
7. Zach Brown	2012-2013	8.5
Kenny Holmes	1997-1998	8.5
Travis LaBoy	2004-2005	8.5
10. Gary Walker	1995-1996	8.0

**MORE TITANS OUTSIDE LINEBACKERS**

**50 - DERICK ROBERSON**

6-3, 250, 2nd Year, Sam Houston State

- Roberson signed with the Titans as a rookie free agent on May 10, 2019.
- In 2019, Roberson played in three regular season games and totaled four tackles and three sacks. He also played in all three playoff games, adding two tackles, three quarterback pressures and one tackle for loss.
- He spent the first six games of his rookie season



on the practice squad before being elevated to the 53-man roster on Oct. 19. He then spent the next four weeks on the practice squad before being re-signed to the 53-man roster on Nov. 26.

➤ Roberson appeared in 32 games with 20 starts over three seasons at Sam Houston State (2016-18) and totaled 123 tackles, 23 sacks, eight passes defended, one interception and seven forced fumbles.

➤ Transferred to Sam Houston State from Texas where he played one season as a redshirt freshman. He saw action in 10 contests at Texas and registered six tackles, two sacks and one forced fumble.

➤ He is a native of San Antonio, Texas.

The Vicksburg, Miss., native was originally signed by the New England Patriots on May 19, 2014, following two seasons at the University of West Alabama, where he was a two-time first team All-Gulf South Conference selection at cornerback. He transferred to West Alabama from Hinds (Miss.) Community College.

#### 2020 Notes:

➤ **At Denver (9/14)**, notched three tackles on Monday Night Football in his first action since being injured in Week 9 of the 2019 season.

➤ **Against Jacksonville (9/20)**, tied for the team lead with a career-high 11 total tackles and added two passes defended.

➤ **At Minnesota (9/27)**, totaled four tackles and a team-best two passes defended.

#### Butler's Career Regular Season Statistics:

Year	Team	GP	GS	Tackle	Sack	TFL	QBP	Int	PD	FF	FR
2014	NE	11	1	14	0.0	NA	NA	0	3	0	0
2015	NE	16	16	67	0.0	NA	NA	2	15	0	0
2016	NE	16	16	63	1.0	NA	NA	4	17	1	2
2017	NE	16	15	60	1.0	NA	NA	2	12	3	0
2018	Ten	16	11	56	1.0	3	1	3	13	1	0
2019	Ten	9	9	30	0.0	0	0	2	10	0	0
2020	Ten	3	3	18	0.0	0	0	0	4	0	0
<b>Totals</b>		<b>87</b>	<b>71</b>	<b>308</b>	<b>3.0</b>	<b>NA</b>	<b>NA</b>	<b>13</b>	<b>74</b>	<b>5</b>	<b>2</b>

#### Butler's Career Postseason Statistics:

Year	Team	GP	GS	Tackle	Sack	TFL	QBP	Int	PD	FF	FR
2014	NE	3	0	4	0.0	NA	NA	1	3	0	0
2015	NE	2	2	12	0.0	NA	NA	0	3	0	0
2016	NE	3	3	11	0.0	NA	NA	0	1	0	0
2017	NE	3	2	10	0.0	NA	NA	0	1	0	0
2019	Ten	0	0				Injured Reserve				
<b>Totals</b>		<b>11</b>	<b>7</b>	<b>37</b>	<b>0.0</b>	<b>NA</b>	<b>NA</b>	<b>1</b>	<b>8</b>	<b>0</b>	<b>0</b>

#### Butler's Regular Season Single-Game Highs:

**Tackles** - 11 vs. Jacksonville (9/20/20)

**Interceptions** - 2 vs. N.Y. Jets (12/24/16)

**Sacks** - 1 (Twice, last vs. Buffalo 12/24/17)

**Passes Defended** - 4 vs. Cincinnati (10/16/16)

**Forced Fumble** - 1 (Five times, last vs. Philadelphia, 9/30/18)

**Fumble Recoveries** - 1 (Twice, last vs. N.Y. Jets 12/24/16)

#### Butler's Playoff Single-Game Highs:

**Tackles** - 7 at Denver (1/24/15)

**Interceptions** - 1 vs. Seattle (2/1/15)

**Interception Long** - 3 vs. Seattle (2/1/15)

**Passes Defended** - 3 vs. Seattle (2/1/15)



## TITANS CORNERBACKS

No.	Name	Ht	Wt	Exp	College
21	Butler, Malcolm	5-11	190	7	West Alabama
26	Fulton, Kristian	5-11	197	R	Louisiana State
25	Jackson, Adoree' (IR)	5-11	185	4	Southern California
35	Jackson, Chris	5-10	193	R	Marshall
33	Joseph, Johnathan	5-11	186	15	South Carolina
30	Milton, Chris	5-11	190	5	Georgia Tech
23	Smith, Tye	6-0	195	5	Towson

### #21 - CB MALCOLM BUTLER

5-11, 190, 7th Year, West Alabama

[Click for complete bio](#)



Cornerback **Malcolm Butler** is in his seventh NFL season and his third campaign with the Titans in 2020. He was signed by the Titans as an unrestricted free agent on March 16, 2018.

Butler's 2019 season was cut short due to a wrist injury he suffered in the ninth game (Nov. 3 at Carolina). Until that point, he had 30 tackles, two interceptions, including one for a touchdown, and 10 passes defended.

In 2018, Butler led the Titans with 13 passes defended in his first season as a Titan and was second on the team with three interceptions, which included an interception return for a touchdown. He added 56 tackles, one sack, one quarterback pressure, three tackles for loss and one forced fumble in 16 games (11 starts).

Prior to his arrival in Tennessee, Butler spent the first four seasons of his career with the New England Patriots. During his time in New England, he appeared in 59 career regular season games with 48 starts and amassed 204 tackles, eight interceptions, 47 passes defended, four forced fumbles and two fumble recoveries.

Butler appeared in 11 career playoff games with seven starts with the Patriots. He started all three postseason contests on the Patriots' run to the Super Bowl LI title in 2016 and made the crucial, game-winning interception at the goal line in New England's Super Bowl XLIX victory over the Seattle Seahawks to conclude the 2014 campaign.

In 2017, he played in all 16 games during the regular season with 15 starts and amassed 60 tackles, two interceptions, a sack, 12 passes defended and three forced fumbles. He saw action in all three postseason games (two starts) and posted four tackles.

In 2016, Butler earned his second consecutive Pro Bowl invitation and was named Associated Press second-team All-Pro after starting all 16 regular season games and recording 63 tackles, one sack, a career-high four interceptions and 17 passes defended.

As a rookie free agent in 2014, Butler was involved in one of the most memorable plays in Super Bowl history. With 26 seconds remaining against the Seattle Seahawks in Super Bowl XLIX, he intercepted a pass intended for Ricardo Lockette at the goal line, preventing a go-ahead touchdown by the Seahawks and sealing New England's championship victory.



## #25 - CB ADOREE' JACKSON

5-11, 185, 4th Year, Southern California

[Click for complete bio](#)



Cornerback **Adoree' Jackson** is in his fourth NFL season in 2020. He was selected by the Titans with the 18th overall pick in the first round of the 2017 NFL Draft.

Jackson played in 11 games with 10 starts in 2019 and totaled 40 tackles, two tackles for loss and seven passes defended. He missed five total contests due to injury, including the final four weeks of the regular season, and then returned to start all three postseason contests. His six passes defended during the playoffs led the squad.

In 2018, Jackson appeared in all 16 games for the second consecutive season with 13 starts. He set single-season career highs with 69 tackles and two interceptions. His 11 passes defended ranked second on the squad, and he added one quarterback pressure and three tackles for loss. He also handled the team's punt return duties, averaging 9.3 yards on 16 returns.

In 2017, Jackson was the first rookie cornerback for the team in the "Titans era" (1999–present) to record 16 starts. His 1,260 total plays (1,017 defensive snaps, 231 special teams snaps and 12 offensive snaps) ranked second in the NFL among all players behind only Arizona Cardinals safety **Tyrann Mathieu** (1,261).

Jackson's rookie defensive totals included a team-high 23 passes defended, 67 tackles, four tackles for loss, one quarterback pressures and three forced fumbles (tied for team lead). He ranked fifth in the NFL with 290 punt return yards (34 returns), ranked sixth in the NFL with a 23.1-yard kickoff return average (25 returns), and finished sixth with 868 combined kickoff return and punt return yards. He added 55 yards on five rushing attempts.

In three seasons at Southern California, Jackson appeared in 39 games with 36 starts. Although he was a starter at cornerback, he was a three-way threat, contributing as a returner and on offense. He scored 15 total touchdowns during his career in four different ways: via reception (6), interception (1), punt return (4) and kickoff return (4).

Jackson's career defensive totals with the Trojans included 139 tackles, 29 passes defended, six interceptions, six stops for loss, three fumble recoveries and two forced fumbles.

As a return specialist, Jackson notched 79 kickoff returns for 2,141 yards with four touchdowns and 46 punt returns for 578 yards with four touchdowns. He tied two NCAA records with his eight career touchdowns on kick/punt returns and nine touchdowns on all runbacks. He also set Southern California career records for kickoff returns and kickoff return yards.

As a junior in 2016, Jackson was awarded the Jim Thorpe Award as the nation's top defensive back. Additionally, he was a consensus All-American, the 2016 Pac-12 Defensive Player of the Year, a team captain and the team MVP (the first Trojan to repeat as team MVP since 2004-05), and he earned first-team All-Pac-12 honors at two different positions (defensive back and return specialist). He started all 13 games at cornerback and led the team with five interceptions, 11 passes defended and two fumble recoveries. He scored twice on kickoff returns, twice on punt returns and once on offense.

A native of East St. Louis, Ill., Jackson also made his name as a world-class track athlete. He was a long jumper and sprinter on USC's track team in 2015 and 2016, winning the Pac-12 outdoor long jump title both years (and placing second in the Pac-12 100 meters in 2016) and earning All-American status both years after twice placing fifth in the NCAA long jump. He also placed 10th in the long jump in the U.S. Olympic Trials.

### 2020 Notes:

➤ Placed on injured reserve on Sept. 14 due to a knee injury.

### Jackson's Career Regular Season Defensive Statistics:

Year	Team	GP	GS	Tackle	Sack	TFL	QBP	Int	PD	FF	FR
2017	Ten	16	16	67	0.0	4	1	0	23	3	0
2018	Ten	16	13	69	0.0	3	1	2	11	0	0
2019	Ten	11	10	40	0.0	2	0	0	7	0	0
2020	Ten	0	0	0	0.0	0	0	0	0	0	0
<b>Totals</b>		<b>43</b>	<b>39</b>	<b>176</b>	<b>0.0</b>	<b>9</b>	<b>2</b>	<b>2</b>	<b>41</b>	<b>3</b>	<b>0</b>



### Jackson's Career Regular Season Punt/Kickoff Return Statistics:

Year	Team	PR	Yds	Avg	Lg	TD	KR	Yds	Avg	Lg	TD
2017	Ten	34	290	8.5	46	0	25	578	23.1	57	0
2018	Ten	16	148	9.3	26	0	0	0	0.0	0	0
2019	Ten	3	26	8.7	17	0	2	23	11.5	23	0
2020	Ten	0	0	-	-	0	0	0	-	-	0
<b>Totals</b>		<b>53</b>	<b>464</b>	<b>8.8</b>	<b>46</b>	<b>0</b>	<b>27</b>	<b>601</b>	<b>22.3</b>	<b>57</b>	<b>0</b>

### Jackson's Career Postseason Defensive Statistics:

Year	Team	GP	GS	Tackle	Sack	TFL	QBP	Int	PD	FF	FR
2017	Ten	2	2	7	0.0	0	0	0	3	0	0
2019	Ten	3	3	9	0.0	0	0	0	6	0	0
<b>Playoff Totals</b>		<b>5</b>	<b>5</b>	<b>16</b>	<b>0.0</b>	<b>0</b>	<b>0</b>	<b>0</b>	<b>9</b>	<b>0</b>	<b>0</b>

### Jackson's Career Postseason Punt/Kickoff Return Statistics:

Year	Team	PR	Yds	Avg	Lg	TD	KR	Yds	Avg	Lg	TD
2017	Ten	4	18	4.5	13	0	6	126	21.0	25	0
2019	Ten	0	0	-	-	0	0	0	-	-	0
<b>Playoff Totals</b>		<b>4</b>	<b>18</b>	<b>4.5</b>	<b>13</b>	<b>0</b>	<b>6</b>	<b>126</b>	<b>21.0</b>	<b>25</b>	<b>0</b>

### Jackson's NFL Regular Season Single-Game Highs:

**Tackles** - 10 vs. Jacksonville (11/24/19)  
**Interceptions** - 1 (Twice, last at Buffalo, 10/7/18)  
**Pass Defended** - 4 vs. Baltimore (11/5/17)  
**Punt returns** - 5 vs. Seattle (9/24/17)  
**Punt return yards** - 55 at Jacksonville (9/17/17)  
**Long punt return** - 46 at Jacksonville (9/17/17)  
**Kickoff returns** - 5 at Pittsburgh (11/16/17)  
**Kickoff return yards** - 109 vs. L.A. Rams (12/24/17)  
**Long kickoff return** - 57 vs. L.A. Rams (12/24/17)

### Jackson's NFL Playoff Single-Game Highs:

**Tackles** - 4 (Twice, last at Kansas City, 1/19/20)  
**Pass Defended** - 4 at Baltimore (1/11/20)  
**Punt returns** - 3 at Kansas City (1/6/18)  
**Punt return yards** - 18 at Kansas City (1/6/18)  
**Long punt return** - 13 at Kansas City (1/6/18)  
**Kickoff returns** - 4 at New England (1/13/18)  
**Kickoff return yards** - 83 at New England (1/13/18)  
**Long kickoff return** - 25 at New England (1/13/18)



# #33 - CB JOHNATHAN JOSEPH

5-11, 186, 15th Year, South Carolina  
[Click for complete bio](#)



Cornerback **Johnathan Joseph** is in his 15th NFL season and his first campaign with the Titans in 2020. He was signed by the Titans as a free agent on May 6, 2020.

A two-time Pro Bowl selection (2012-13), Joseph appeared in 200 total games for the Cincinnati Bengals (2006-10) and Houston Texans (2011-19) in 14 seasons prior to his arrival in Tennessee. His career totals during that time included 750 tackles, 31 interceptions, eight touchdown returns, seven forced fumbles and five fumble recoveries.

At the end of the 2019 campaign, Joseph ranked fourth among active NFL players with 31 career interceptions and led all active NFL cornerbacks with 750 career tackles. He also led all NFL players over a 20-year span (2000–2019) in passes defended (194).

In 2019, his final season with the Texans, he recorded 51 tackles and one interception in 14 games. It marked his 11th consecutive season with at least 11 starts.

The Rock Hill, S.C., native played two years (2004-05) at the University of South Carolina after starting his college career at Coffeyville (Kan.) Community College.

He was originally drafted by the Bengals in the first round (24th overall) of the 2006 NFL Draft.

**2020 Notes:**

- **At Denver (9/14)**, started in his Titans debut on Monday Night Football and posted two tackles.
- **Against Jacksonville (9/20)**, notched four tackles and one pass defended.
- **At Minnesota (9/27)**, tied for the team lead with seven tackles to go along with an interception, a forced fumble and a tackle for loss. It was the first time in his 15-year career that he produced an interception and a forced fumble in the same game. He was credited with his eighth career forced fumble (first of 2020) in the first quarter on a run by Dalvin Cook. The ball was recovered by linebacker Rashaan Evans to set up a Titans field goal on the ensuing drive. Then, he registered his first interception in a Titans uniform and the 32nd interception of his career in the third quarter, picking off a pass by Kirk Cousins.

**Joseph's Career Regular Season Statistics:**

Year	Team	GP	GS	Tackle	Sack	TFL	QBP	Int	PD	FF	FR
2006	Cin	16	9	57	0.0	0	1	0	20	0	1
2007	Cin	15	14	58	0.0	0	0	4	15	0	0
2008	Cin	8	7	42	0.0	1	0	1	13	1	1
2009	Cin	16	16	69	0.0	2	0	6	20	1	0
2010	Cin	12	12	42	0.0	2	0	3	8	0	0
2011	Hou	15	15	44	0.0	2	0	4	15	1	0
2012	Hou	14	14	57	0.0	0	0	2	10	0	0
2013	Hou	15	15	47	0.0	1	1	3	16	0	0
2014	Hou	16	16	75	0.0	1	0	2	11	2	2
2015	Hou	16	16	58	0.0	1	0	1	22	1	1
2016	Hou	13	11	45	0.0	0	0	0	9	1	0
2017	Hou	16	16	47	0.0	2	0	2	9	0	0
2018	Hou	14	14	58	0.0	1	0	2	13	0	0
2019	Hou	14	11	51	0.0	0	0	1	13	0	0
2020	Ten	3	3	13	0.0	1	0	1	2	1	0
<b>Totals</b>		<b>203</b>	<b>189</b>	<b>763</b>	<b>0.0</b>	<b>14</b>	<b>2</b>	<b>32</b>	<b>196</b>	<b>8</b>	<b>5</b>

**Joseph's Career Postseason Statistics:**

Year	Team	GP	GS	Tackle	Sack	TFL	QBP	Int	PD	FF	FR
2009	Cin	1	1	5	0.0	0	0	0	0	0	0
2011	Hou	2	2	8	0.0	1	0	1	5	0	0
2012	Hou	2	2	10	0.0	0	0	1	2	0	0
2015	Hou	1	1	2	0.0	0	0	0	0	0	0
2016	Hou	2	2	14	0.0	0	0	0	3	0	0
2018	Hou	1	1	6	0.0	0	0	0	0	0	0
2019	Hou	1	0	0	0.0	0	0	0	0	0	0
<b>Totals</b>		<b>10</b>	<b>9</b>	<b>45</b>	<b>0.0</b>	<b>1</b>	<b>0</b>	<b>2</b>	<b>10</b>	<b>0</b>	<b>0</b>

**Joseph's Regular Season Single-Game Highs:**

- Tackles** - 15 vs. Jacksonville (11/2/08)
- Interceptions** - 2 (Twice, last vs. Cleveland 10/15/17)
- Interception Return Yards** - 85 vs. Cleveland (10/15/17)
- Passes Defended** - 5 (Twice, last vs. Tampa Bay 9/27/15)
- Tackles for Loss** - 1 (14 times, last at Minnesota, 9/27/20)
- Forced Fumble** - 2 at Oakland (9/14/14)
- Fumble Recovery** - 1 (Five times, last at Miami 10/25/15)
- Special Teams Tackles** - 3 vs. St. Louis (12/9/07)

**Joseph's Playoff Single-Game Highs:**

- Tackles** - 10 vs. Oakland (1/7/17)
- Interceptions** - 1 (Twice, last vs. Cincinnati 1/5/13)
- Interception Return Yards** - 14 vs. Cincinnati (1/5/13)
- Passes Defended** - 3 (Twice, last vs. Oakland 1/7/17)
- Tackles for Loss** - 1 vs. Cincinnati (1/7/12)

## INTs BY ACTIVE PLAYERS

Among all active NFL players in 2020, **Johnathan Joseph** ranks second behind only **Richard Sherman** in career interceptions.

**Most interceptions among active players:**

Player	Career Interceptions
1. Richard Sherman	35
2. <b>Johnathan Joseph</b>	<b>32</b>
3. Joe Haden	28
Marcus Peters	28
5. Devin McCourty	27
6. Stephon Gilmore	25
Patrick Peterson	25
8. Harrison Smith	24
Janoris Jenkins	24
Tashaun Gipson	24

## PASSES DEFENSED, 2000-2019

Over a 20-year period from 2000 through 2019, no NFL player produced more passes defended than **Johnathan Joseph**, who had a total of 194 in that time period. Joseph entered the NFL in 2006 with the Bengals, and after five seasons in Cincinnati, he played for the Houston Texans from 2011-19.

**Most total passes defended from 2000-2019:**

Player	Passes Defended
1. <b>Johnathan Joseph</b>	<b>194</b>
2. Champ Bailey	187
3. Terence Newman	183
4. Ronde Barber	179
5. Charles Woodson	168
6. Asante Samuel	164
7. Tramon Williams	152
8. Sheldon Brown	146
Dominique Rodgers-Cromartie	146
10. Nate Clements	144

## JOSEPH'S CAREER TOUCHDOWNS

Date	Team	Opp	Return Category	Yards
10/21/07	Cincinnati	N.Y. Jets	Interception Return	42
9/7/08	Cincinnati	at Baltimore	Fumble Return	65
9/27/09	Cincinnati	Pittsburgh	Interception Return	30
11/21/10	Cincinnati	Buffalo	Interception Return	21
10/21/12	Houston	Baltimore	Interception Return	52
11/23/14	Houston	Cincinnati	Interception Return	60
10/15/17	Houston	Cleveland	Interception Return	82
10/14/18	Houston	Buffalo	Interception Return	28

GAME PREVIEW

TEAM NOTES

PLAYER NOTES

MEDIA

STATISTICS

ROSTERS

## MORE TITANS CORNERBACKS

### 26 - CB KRISTIAN FULTON

5-11, 197, Rookie, Louisiana State

- The Titans selected Kristian Fulton with the 61st overall pick in the second round of the 2020 NFL Draft.
- The New Orleans, La., native was a two-year starter at Louisiana State. He appeared in 28 games with 25 starts and finished his career with 65 tackles, 25 passes defended and two interceptions.
- As a senior in 2019, he started all 15 games and posted 38 tackles, one tackle for loss, 15 passes defended and one interception. He was recognized with second-team All-SEC honors from the Associated Press.
- In his final collegiate game, Fulton helped LSU secure a National Championship victory over Clemson with a career-high six tackles and one pass defended.

#### 2020 Notes:

- **At Denver (9/14)**, totaled four tackles in his NFL debut on Monday Night Football.
- **Against Jacksonville (9/20)**, recorded his first career interception in the first quarter on a pass by Gardner Minshew. The second-round pick returned the ball 44 yards to Jacksonville's 30-yard line to help set up a touchdown on the ensuing drive. He added three tackles in the contest.
- **At Minnesota (9/27)**, registered two tackles, including his first career sack. In the fourth quarter, he blitzed and dropped quarterback Kirk Cousins for a seven-yard loss.



### 35 - DB CHRIS JACKSON

5-10, 193, Rookie, Marshall

- The Tallahassee, Fla., native was selected by the Titans in the seventh round (243rd overall) of the 2020 NFL Draft.
- During a four-year career at Marshall, he started 48 games and posted 189 tackles, 6.5 tackles for loss, two sacks, seven interceptions with one returned for a touchdown, 45 passes defended and two fumble recoveries with one returned for a score for the Thundering Herd.
- Jackson's 45 passes defended rank first in Marshall history and his 48 career starts rank 14th in program history. He earned all-conference recognition in all four of his collegiate seasons.
- Jackson earned all-Conference USA recognition each year of his collegiate career, including first-team all-conference as a senior in 2019 after recording a team-high 11 passes defended.

#### 2020 Notes:

- **At Denver (9/14)**, started and registered a tackle in his NFL debut on Monday Night Football. He became the franchise's first rookie drafted in the seventh round or later to start a Week 1 game since Sept. 10, 1989, when Oilers ninth-round rookie tight end Bob Mrosko started at Minnesota. In the seventh-round draft era (since 1994), only four players who were chosen later in the draft than Jackson (243rd) started the season opener (Marques Colston, Bill Nagy, Chris Carson and Will Whitticker). Among all NFL defensive backs drafted in the seventh round since 1994, Jackson became the third player to start his season opener (Marlon McCree and Jimmy Moreland).
- **Against Jacksonville (9/20)**, registered six tackles.



### 30 - CB CHRIS MILTON

5-11, 190, 5th Year, Georgia Tech

- Milton was claimed by the Titans off waivers from the Colts on Sept. 2, 2019.
- The Folkstown, Ga., native excelled on special teams during his first four NFL campaigns.
- He was limited to six games during his first season in Tennessee (2019) due to injuries. He totaled five special teams tackles before being placed on injured reserve.
- The Georgia Tech product appeared in 35 games for the Colts from 2016-18 and notched 15 special teams tackles and two forced fumbles on coverage units.
- In 2018, Milton played in 15 games for the Colts and posted three tackles, seven special teams stops and one fumble recovery. He saw action in both postseason games and contributed on special teams with two tackles and



one forced fumble.

- In 2017, Milton appeared in 14 games and recorded four tackles and one fumble recovery while adding five special teams tackles.
- Milton was originally signed by the Indianapolis Colts as a rookie free agent on May 3, 2016 and spent time on the practice squad and active roster.
- He played in 53 games with 33 starts at Georgia Tech and collected 96 tackles, three tackles for loss, a forced fumble, 14 passes defended and five interceptions with two returned for touchdowns. He finished his career with seven blocked kicks. Also recorded four kickoff returns for 44 yards and two punt returns for 39 yards.



## TITANS SAFETIES

No.	Name	Ht	Wt	Exp	College
31	Byard, Kevin	5-11	212	5	Middle Tennessee St.
29	Cruikshank, Dane (IR)	6-1	209	3	Arizona
37	Hooker, Amani	5-11	210	2	Iowa
46	Kalu, Joshua	6-0	203	2	Nebraska
24	Vaccaro, Kenny	6-0	214	8	Texas

## #31 - S KEVIN BYARD

5-11, 212, 5th Year, Middle Tennessee State

[Click for complete bio](#)

Safety **Kevin Byard** is in his fifth NFL season in 2020. He was selected by the Titans in the third round (64th overall) of the 2016 NFL Draft.

From 2017 through 2019, no NFL player had more interceptions than Byard, who had 17. His 2019 totals included a team-leading five interceptions, 10 passes defended, 91 tackles, one quarterback pressure and two tackles for loss. He started all 16 regular season games for the third consecutive season. In three postseason games, he added 20 tackles and one interception.

In 2018, Byard finished with a team-leading four interceptions, 10 passes defended, 96 tackles and two sacks in 16 games (all starts). He also completed a touchdown pass on a memorable fake punt to help defeat the Houston Texans (Sept. 16).

Byard experienced a breakthrough second-year season in 2017. He was named to the Pro Bowl and earned first-team Associated Press All-Pro honors after tying Detroit's **Darius Slay** for the NFL lead with eight interceptions. He added a pair of fumble recoveries to pace the league with 10 total takeaways.

As a rookie in 2016, Byard played in every game, starting the final seven contests at free safety. His 63 tackles were the most by a Titans rookie safety since **Tank Williams'** 69 tackles in 2002. He also ranked second on the squad with 10 special teams tackles.

During a four-year career at Middle Tennessee State University, he appeared in 49 games and notched 46 starts at safety while becoming one of the most prolific defenders in school history. He set school records with 19 career interceptions, 377 interception return yards and four interception returns for touchdowns, and he finished sixth in MTSU history with 312 career tackles. In total, he had a hand in 25 turnovers (19 interceptions, five forced fumbles and one fumble recovery) during his career and added 17 career passes defended and five tackles for loss. He was twice named first-team All-Conference USA.

As a senior in 2015, Byard appeared in 12 games with nine starts as a permanent team captain and was named first-team All-Conference USA for the second consecutive year. He ranked fourth on the team with 66 tackles and led the squad with four interceptions and six additional pass breakups.

The Lithonia, Ga., native set a career high in college with six interceptions as a junior and forced to fumbles the same season.



2020 Notes:

- **At Denver (9/14)**, recorded his first career forced fumble in the second quarter on a reception by Melvin Gordon III. The ball was recovered at Denver's 23-yard line by defensive tackle Jeffery Simmons, and the offense scored a touchdown on the ensuing drive. Byard also led the defense with nine tackles and added a pass defended.
- **Against Jacksonville (9/20)**, posted three tackles.
- **At Minnesota (9/27)**, totaled four tackles and one pass defended.

Byard's Career Regular Season Statistics:

Year	GP	GS	Tackle	Sack	TFL	QBP	Int	PD	FF	FR
2016	16	7	63	1.0	5	3	0	4	0	0
2017	16	16	87	0.0	4	3	8	18	0	2
2018	16	16	96	2.0	0	4	4	10	0	0
2019	16	16	91	0.0	2	1	5	10	0	0
2020	3	3	16	0.0	0	0	0	2	1	0
<b>Totals</b>	<b>67</b>	<b>58</b>	<b>353</b>	<b>3.0</b>	<b>11</b>	<b>11</b>	<b>17</b>	<b>44</b>	<b>1</b>	<b>2</b>

Byard's Career Postseason Statistics:

Year	GP	GS	Tackle	Sack	TFL	QBP	Int	PD	FF	FR
2017	2	2	16	0.0	0	0	0	0	0	0
2019	3	3	20	0.0	0	0	1	1	0	0
<b>Totals</b>	<b>5</b>	<b>5</b>	<b>36</b>	<b>0.0</b>	<b>0</b>	<b>0</b>	<b>1</b>	<b>1</b>	<b>0</b>	<b>0</b>

Byard's Regular Season Single-Game Highs:

- Tackles** - 16 vs. Washington (12/22/18)
- Sacks** - 1 (Three times, last at N.Y. Giants, 12/16/18)
- Tackles For Loss** - 2 (Twice, last at Miami, 10/8/17)
- Interceptions** - 3 at Cleveland (10/22/17)
- Passes Defended** - 3 (Twice, vs. Baltimore, 11/5/17)
- Forced Fumbles** - 1 at Denver (9/14/20)

Byard's Playoff Single-Game Highs:

- Tackles** - 11 at Baltimore (1/11/20)
- Interceptions** - 1 at Baltimore (1/11/20)

**MOST INTERCEPTIONS FROM 2017-2020**

Since the beginning of the 2017 campaign, Titans safety **Kevin Byard** leads the NFL lead with 17 interceptions.

Most interceptions from 2017-2020:

Player	Interceptions
1. <b>Kevin Byard</b>	17
2. Marcus Peters	14
3. Kyle Fuller	13
Xavien Howard	13
Darius Slay	13
6. Tre'Davious White	12
Harrison Smith	12
8. Tre Boston	11
Jordan Poyer	11
Marcus Williams	11



**2019 NFL INTERCEPTION LEADERS**

Titans safety **Kevin Byard** tied for fourth place in the NFL with five interceptions in 2019.

Most interceptions in 2019:

Player	Interceptions
1. Stephon Gilmore	6
Anthony Harris	6
Tre'Davious White	6
4. <b>Kevin Byard</b>	<b>5</b>
J.C. Jackson	5
Devin McCourty	5
Janoris Jenkins	5
Marcus Peters	5
Minkah Fitzpatrick	5
Darius Leonard	5
Kevin King	5
Joe Haden	5

**INTERCEPTIONS IN FIRST FOUR SEASONS**

Titans safety **Kevin Byard** totaled 17 interceptions from the time he entered the NFL in 2016 as a third-round draft pick through 2019. Since the 1970 NFL-AFL merger, his total ranked second among all franchise players in their first four seasons.

Most interceptions in a Titans/Oilers player's first four seasons, 1970-2019:

Player (Position)	First Four Seasons	Interceptions
1. Mike Reinfeldt (S)	1976-1979	19
2. <b>Kevin Byard (S)</b>	<b>2016-2019</b>	<b>17</b>
3. Andre Dyson (CB)	2001-2004	16
4. Michael Griffin (S)	2007-2010	15
5. Cris Dishman (CB)	1988-1991	14
Samari Rolle (CB)	1998-2001	14

Among all active NFL players in 2019, only two had more interceptions than Byard in their first four NFL seasons: **Richard Sherman** and **Marcus Peters**.

Active NFL players with the most interceptions their first four NFL seasons:

Player (Position)	First Four Seasons	Interceptions
1. Richard Sherman (CB)	2011-2014	24
2. Marcus Peters (CB)	2015-2018	22
3. <b>Kevin Byard (S)</b>	<b>2016-2019</b>	<b>17</b>
Aqib Talib (CB)	2008-2011	17
5. Devin McCourty (S)	2010-2013	15
Earl Thomas (S)	2010-2013	15
Patrick Peterson (CB)	2011-2014	15
Trumaine Johnson (CB)	2012-2015	15

**SEASON INTERCEPTIONS, TEAM HISTORY**

**Kevin Byard** recorded a team-high eight interceptions in 2017. His total tied for seventh in franchise history and was the highest by any franchise player since Oilers cornerback **Rishard Johnson** picked off eight passes in 1990.

Most interceptions in a season, franchise history:

Player	Season	Position	Interceptions
1. Mike Reinfeldt	1979	S	12
Fred Glick	1963	S	12
3. Miller Farr	1967	CB	10
4. Ken Houston	1971	S	9
W.K. Hicks	1965	CB	9
Jim Norton	1961	S	9
7. <b>Kevin Byard</b>	<b>2017</b>	<b>S</b>	<b>8</b>
Richard Johnson	1990	CB	8
Pete Jaquess	1964	CB	8
Jim Norton	1962	S	8
Tony Banfield	1961	CB	8



## 2017 NFL INTERCEPTION LEADERS

Titans safety **Kevin Byard** tied for the NFL lead with eight interceptions in 2017, his second NFL season. He shared the top of the leaderboard with Detroit Lions cornerback **Darius Slay**.

### Most interceptions in 2017:

Player	Team	Position	Interceptions
1. <b>Kevin Byard</b>	Tennessee	S	8
Darius Slay	Detroit	CB	8
3. Eric Weddle	Baltimore	S	6
A.J. Bouye	Jacksonville	CB	6
5. Micah Hyde	Buffalo	S	5
Jordan Poyer	Buffalo	S	5
Antoine Bethea	Arizona	S	5
Marcus Peters	Kansas City	CB	5
Marshon Lattimore	New Orleans	CB	5
Tre Boston	LA Chargers	S	5
Harrison Smith	Minnesota	S	5

## 2017 TAKEAWAY LEADERS

**Kevin Byard** tied for the NFL interception lead in 2017. His eight interceptions matched Detroit cornerback **Darius Slay's** total for the most in the league.

Additionally, Byard recorded two fumble recoveries on defense. His 10 total defensive takeaways were the most in the NFL.

Slay ranked second with nine takeaways, while Kansas City cornerback **Marcus Peters** tied Baltimore safety **Eric Weddle** for third place with seven takeaways.

### Most total defensive takeaways in 2017:

Player	Team	Interceptions	Def. Fumble Recoveries	Total Takeaways
1. <b>Kevin Byard</b>	Ten	8	2	10
2. Darius Slay	DeT	8	1	9
3. Marcus Peters	KC	5	2	7
Eric Weddle	Bal	6	1	7
5. A.J. Bouye	Jax	6	0	6
Jordan Poyer	Buf	5	1	6
Casey Hayward	LAC	4	2	6
Tre'Davious White	Buf	4	2	6
9. (14 tied)				5

## INTERCEPTIONS IN A GAME, TEAM HISTORY

With three interceptions at Cleveland on Oct. 22, 2017, safety **Kevin Byard** tied a franchise record and became the ninth player in franchise history to record three interceptions in a regular season game.

Byard became the first NFL player in 2017 to record three interceptions in a game and the first NFL player to do so since Philadelphia Eagles safety **Kurt Coleman** at Washington on Oct. 16, 2011. He was the first Titans player to record three interceptions in a game since linebacker **Keith Bulluck** accomplished the feat at New Orleans on Monday night, Sept. 24, 2007.

### Most interceptions in a game, franchise history:

Player (Pos)	Date	Opp	Int	Yds	Avg	TD
1. <b>Kevin Byard (S)</b>	10/22/17	Cle	3	60	20.0	0
Keith Bulluck (LB)	9/24/07	NO	3	51	17.0	0
Samari Rolle (CB)	12/26/99	Jac	3	66	22.0	0
Marcus Robertson (S)	11/21/93	Cle	3	69	23.0	0
Willie Alexander (CB)	11/14/71	Oak	3	40	13.3	0
Ken Houston (S)	10/24/71	Pit	3	28	9.3	0
Miller Farr (CB)	10/15/67	NYJ	3	128	42.7	1
W.K. Hicks (CB)	10/31/65	Buf	3	50	16.7	0
Jim Norton (S)	12/2/62	Den	3	22	7.3	0

## PLAYERS WITH INTERCEPTION & TD PASS

In a victory over the Houston Texans on Sept. 16, 2018, **Kevin Byard** completed a 66-yard touchdown pass to defensive back **Dane Cruikshank**.

Byard became the first defensive player in franchise history to record a touchdown pass, while Cruikshank became the first defensive player in team annals to record a touchdown reception. Additionally, Byard's touchdown pass was the longest by a defensive player in the Super Bowl era. The previous long was held by Los Angeles Rams defensive back **Ed Meador**, who had an 18-yard touchdown pass at Atlanta on Nov. 19, 1967.

Byard, who tied for the NFL lead in 2017 with eight interceptions, also became only the fifth player in the Super Bowl era to throw at least one touchdown pass and record at least one career interception.

### NFL players in the Super Bowl era with at least one career interception and one career touchdown pass (1966 through 2018):

Player	NFL Seasons	Career Pass TDs	Career Interceptions
<b>Kevin Byard</b>	2016–2018	1	12
Randy Moss	1998–2012	2	1
Tom Myers	1972–1981	1	36
Eddie Meador	1966*–1970	1	26
Paul Krause	1966*–1979	1	63

\* Meador played from 1959–1970; Krause played from 1964–1979

## FIVE INTERCEPTIONS IN TWO GAMES

On Oct. 22, 2017 at Cleveland, Titans safety **Kevin Byard** registered three interceptions. The following game, on Nov. 5, 2017 against Baltimore, Byard tallied two interceptions to become the first player in franchise history to record five interceptions in a two-game span.

Prior to Byard, the last NFL player to accomplish the feat was Washington Redskins cornerback **DeAngelo Hall** in 2010. On Oct. 24, 2010, Hall intercepted four passes at Chicago, and seven days later at Detroit, Hall picked off another pass.

Byard became only the fifth player since the 1970 AFL-NFL merger with five interceptions over two games. In addition to Byard and Hall, the others were Patriots cornerback **Mike Haynes** in 1976, Packers cornerback **Willie Buchanon** in 1978 and Chiefs cornerback **Albert Lewis** in 1985.

### Most interceptions in a two-game span, 1970–2017:

Player	Team	Season	Interceptions in Two Games
1. <b>Kevin Byard</b>	Ten	2017	5
DeAngelo Hall	Was	2010	5
Albert Lewis	KC	1985	5
Willie Buchanon	GB	1978	5
Mike Haynes	NE	1976	5



## #24 ■ S KENNY VACCARO

6-0, 214, 8th Year, Texas

[Click for complete bio](#)



Safety **Kenny Vaccaro** is in his eighth NFL season and his third campaign with the Titans in 2020. He was signed as a free agent on Aug. 4, 2018.

In 2019, Vaccaro started all 16 regular season games for the second time in his career and for the first time since 2015. He ranked fourth on the Titans with 104 tackles and added one sack, one quarterback pressure, one tackle for loss, one interception, five passes defended and seven special teams tackles. He also started all three postseason games and tallied 19 tackles and an interception.

Vaccaro recorded 13 starts in 13 games during his first year in Tennessee. He finished with 70 tackles, two sacks, three quarterback pressures, four tackles for loss, one interception and five passes defended.

Vaccaro (6-0, 214) joined the Titans after five years as a starter with the New Orleans Saints. In 68 career games with 67 starts in New Orleans, he totaled 482 tackles, eight interceptions, 7.5 sacks, five forced fumbles and three fumble recoveries.

In 2017, Vaccaro started 12 games at strong safety and recorded three interceptions, seven passes defended, 60 tackles, 1.5 sacks and one fumble recovery. He tallied three total interceptions in a three-game stretch from Weeks 3-6. He missed four total games due to injury, including spending the final two weeks of the campaign on injured reserve.

In 2016, Vaccaro started 11 games at strong safety and totaled 80 tackles (56 solo), one sack, six passes defended, two forced fumbles, one fumble recovery, two interceptions and a special teams stop.

Vaccaro was named to the PFWA and Bleacher Report All-Rookie teams in 2013, and in 2014 he won the Jim Finks Good Guy Award for cooperation with the New Orleans media.

The Brownwood, Texas, native was selected by the Saints in the first round (15th overall) of the 2013 NFL Draft.

During his time at the University of Texas, Vaccaro appeared in 51 games with 32 starts and totaled 264 tackles and five interceptions. He earned first-team All-American honors as a senior and All-Big 12 first-team recognition from league coaches in each of his final two years. The versatile defender played four different positions including both safety spots for the Longhorns.

### 2020 Notes:

- **At Denver (9/14)**, finished second on the team with six tackles to go with one tackle for loss and one pass defended.
- **Against Jacksonville (9/20)**, notched his first sack of the season in the fourth quarter, dropping quarterback Gardner Minshew II for a four-yard loss. It gave Vaccaro 11.5 career sacks. He also tied for the team lead with 11 total tackles and added two tackles for loss, one quarterback pressure and two passes defended.
- **At Minnesota (9/27)**, appeared in his 100th NFL regular season game and posted six tackles.

### Vaccaro's Career Regular Season Statistics:

Year	Team	GP	GS	Tackle	Sack	TFL	QBP	Int	PD	FF	FR
2013	NO	14	14	93	1.0	NA	NA	1	6	1	0
2014	NO	15	14	113	1.0	NA	NA	2	5	0	0
2015	NO	16	16	136	3.0	NA	NA	0	5	2	1
2016	NO	11	11	80	1.0	NA	NA	2	6	2	1
2017	NO	12	12	60	1.5	NA	NA	3	7	0	1
2018	Ten	13	13	70	2.0	4	3	1	5	0	0
2019	Ten	16	16	104	1.0	1	1	1	5	0	0
2020	Ten	3	3	23	1.0	3	2	0	3	0	0
<b>Totals</b>		<b>100</b>	<b>99</b>	<b>679</b>	<b>11.5</b>	<b>NA</b>	<b>NA</b>	<b>10</b>	<b>42</b>	<b>5</b>	<b>3</b>

### Vaccaro's Career Postseason Statistics:

Year	Team	GP	GS	Tackle	Sack	TFL	QBP	Int	PD	FF	FR
2013	NO	0	0								
Injured Reserve											
2019	Ten	3	3	19	0.0	1	0	1	2	0	0
<b>Totals</b>		<b>3</b>	<b>3</b>	<b>19</b>	<b>0.0</b>	<b>1</b>	<b>0</b>	<b>1</b>	<b>2</b>	<b>0</b>	<b>0</b>

### Vaccaro's Regular Season Single-Game Highs:

**Tackles** - 16 (Twice, last at Houston, 11/29/15)  
**Interceptions** - 1 (10 times, last vs. Houston, 12/15/19)  
**Sacks** - 2 vs. Jacksonville (12/27/15)

**Forced Fumble** - 1 (Five times, last at San Francisco, 11/6/16)  
**Fumble Recovery** - 1 (Three times, last vs. Detroit, 10/15/17)  
**Passes Defensed** - 3 vs. Detroit (10/15/17)

### Vaccaro's Playoff Single-Game Highs:

**Tackles** - 7 (Twice, last at Baltimore, 1/11/20)  
**Interceptions** - 1 at Baltimore (1/11/20)

## MORE TITANS SAFETIES

### 29 - DB DANE CRUIKSHANK

6-1, 209, 3rd Year, Arizona

➤ The Chino Hills, Calif., native was selected by the Titans in the fifth round (152nd overall) of the 2018 NFL Draft.

➤ From 2018-19, Cruikshank tallied 18 special teams tackles which ranked second on the squad.

➤ In 2019, Cruikshank totaled a career-high 10 special teams tackles, which ranked second on the team, and blocked one extra point and one field goal.

He saw action as a reserve in all 16 games and all three postseason contests. He tied for the team lead in special teams tackles four times in 2019.

➤ In 2018, he scored his first career touchdown with a 66-yard reception on a fake punt against Houston (9/16) and was named AFC Special Teams Player of the Week.

➤ During a two-year career at Arizona (2016-2017), he started all 25 games at 'spur' safety and cornerback. Cruikshank recorded 135 tackles, 1.5 sacks, seven tackles for loss, 17 passes defended, one forced fumble and intercepted five passes for 68 yards

### 2020 Notes:

- Placed on injured reserve on Sept. 6.



### 37 - DB AMANI HOOKER

5-11, 210, 2nd Year, Iowa

➤ The Minneapolis, Minn., native was selected by the Titans in the fourth round (116th overall) of the 2019 NFL Draft.

➤ In 2019, Hooker played as a reserve safety in all 16 games as a rookie and collected 13 tackles while ranking third on the team with eight special teams tackles.

➤ During a three-year career at Iowa, he played in 36 games with 19 starts and totaled 125 tackles, six interceptions, a sack, 3.5 tackles for loss and nine passes defended. He declared for the NFL Draft following his junior campaign.

➤ As a junior in 2018, Hooker received the Tatum-Woodson award given to the best defensive back in the Big Ten.

### 2020 Notes:

- **At Minnesota (9/27)**, clinched the victory with his first career interception. With 1 minute and 9 seconds remaining in the fourth quarter, the Minneapolis native intercepted a pass from Kirk Cousins to Adam Thielen on fourth down.



### 46 - DB JOSHUA KALU

6-0, 203, 2nd Year, Nebraska

➤ The Houston, Texas, native was signed by the Titans as an undrafted free agent on May 11, 2018 and has spent time on the practice squad and active roster.

➤ In Week 10 of 2019 against Kansas City, Kalu secured the victory by coming off the edge and blocking Harrison Butker's potential game-tying 52-yard field goal as time expired.

➤ In 2018, made his NFL debut and appeared in five games during his rookie season.

➤ Played in 48 games with 37 starts at cornerback and safety over four seasons at Nebraska. Totaled 215 tackles, two sacks, 27 passes defended, seven interceptions for 78 yards and a score, three forced fumbles and one fumble recovery. His 27 passes defended rank tied for seventh in Cornhusker history and his 215 career tackles rank fifth all-time among Nebraska defensive backs and among the top 30 overall tacklers in Cornhusker history.

### 2020 Notes:

- **At Denver (9/14)**, credited with a forced fumble on the final play of the first half. He also registered a tackle in the contest.
- **Against Jacksonville (9/20)**, credited with a two-yard kickoff return on





one of the key plays of the game. With the Jaguars kicking off with 12 seconds remaining in the second quarter, he got in front of Josh Lambo's attempted squib kick at Tennessee's 49-yard line and moved the ball to the opposite 49. Two plays later, the Titans made a 51-yard field goal as the clock expired

TITANS SPECIALISTS					
<b>PUNTERS</b>					
No.	Name	Ht	Wt	Exp	College
6	Kern, Brett	6-2	214	13	Toledo
<b>KICKERS</b>					
No.	Name	Ht	Wt	Exp	College
3	Gostkowski, Stephen	6-1	215	15	Memphis
<b>LONG SNAPPERS</b>					
No.	Name	Ht	Wt	Exp	College
48	Brinkley, Beau	6-4	260	9	Missouri

## #48 ■ LS BEAU BRINKLEY

6-4, 260, 9th Year, Missouri

[Click for complete bio](#)

Long snapper **Beau Brinkley** is in his ninth NFL season in 2020. He was signed by the Titans as an undrafted free agent on May 4, 2012.

In his first eight seasons, Brinkley never missed a game and handled all of the team's long snapping duties in that time period.

In 2019, he registered three special teams tackles while helping punter **Brett Kern** earn his third consecutive Pro Bowl appearance. Kern also was named first-team Associated Press All-Pro.


In 2018, Brinkley posted five special teams tackles and helped Kern get to his second consecutive Pro Bowl. Kicker **Ryan Succop** convert 26 of his 30 field goal attempts.

In 2017, Brinkley's efforts helped punter Kern earn Pro Bowl and second-team Associated Press All-Pro honors while setting new franchise records for gross punting and net punting average.

In 2016, Brinkley helped Succop make 22 of his 24 field goal attempts, with the only misses coming from 51 and 58 yards. Succop's 91.7 percent rate ranked third in the NFL in 2016 behind only **Justin Tucker** (97.4) and **Matt Bryant** (91.9).

In 2014, he Brinkley tied for third on the team with a career-high 10 special teams tackles.

The Kearney, Mo., native spent four seasons as Missouri's long snapper after joining the team as a preferred walk-on. Appeared in 50 career games during his time at Missouri.



### Brinkley's Career Regular Season Statistics:

Year	Team	GP	GS	SpT Tackles
2012	Ten	16	0	6
2013	Ten	16	0	6
2014	Ten	16	0	10
2015	Ten	16	0	7
2016	Ten	16	0	6
2017	Ten	16	0	2
2018	Ten	16	0	5
2019	Ten	16	0	3
2020	Ten	3	0	0
<b>NFL Totals</b>		<b>131</b>	<b>0</b>	<b>45</b>


### Brinkley's Career Postseason Statistics:

Year	Team	GP	GS	SpT Tackles
2017	Ten	2	0	1
2019	Ten	3	0	1
<b>Totals</b>		<b>5</b>	<b>0</b>	<b>2</b>

## #3 ■ K STEPHEN GOSTKOWSKI

6-1, 215, 15th Year, Memphis

[Click for complete bio](#)



Kicker **Stephen Gostkowski** (pronounced gost-COW-ski) is in his 15th NFL season and his first campaign with the Titans in 2020. He was signed by the Titans as a free agent on Sept. 3, 2020.

After entering the NFL as a fourth-round pick by the New England Patriots in 2006, he spent the next 14 years with the club, earning four Pro Bowl selections (2008, 2013-15) and three Super Bowl championships (2014, 2016, 2018). He became the franchise's leading scorer with 1,775 career points over 204 games.

In his first 14 seasons, he made 374 of his 428 field goal attempts. At the end of the 2019 season, his 87.4 percent success rate on field goals made him the fifth-most accurate kicker in NFL history.

Gostkowski also scored 205 points in the postseason for the Patriots to rank second in NFL history in playoff scoring.

One of his finest statistical seasons came in 2017, when he scored 156 points, made 37 of 40 field goal attempts and made a career-long 62-yard field goal.

In 2019, he was limited to four games before being placed on injured reserve. He made seven of his eight field goal attempts in his final season in New England.

Gostkowski finished his collegiate career at the University of Memphis ranked 13th in NCAA Division 1-A history with 369 points and ranked 14th with 70 career field goals. He also played baseball at Memphis.

### 2020 Notes:

➤ **At Denver (9/14)**, made his debut in a Titans uniform on Monday Night Football and connected on the game-winning 25-yard field goal with 17 seconds remaining in the fourth quarter. It was his 10th career game-winning field goal (ninth in the regular season).

➤ **Against Jacksonville (9/20)**, made a 51-yard field goal as time expired in the second quarter and the game-winning 49-yard field goal with 1 minute and 36 seconds remaining in the fourth quarter. He added three extra points on four attempts. He hit a game-winning field goal for the second consecutive week, marking the second time in his career he made a game-winner in back-to-back games (Nov. 24-Dec. 1, 2013). His kick to beat the Jaguars was his 11th career game-winning field goal (10th in the regular season). He became the first kicker since Adam Vinatieri with New England in 1999 to make a game-winning field goal in the final two minutes of regulation in each of his team's first two games of a season.

➤ **At Minnesota (9/27)**, set a career high with six total field goals, including the game-winning field goal from 55 yards with 1 minute and 44 seconds remaining in the fourth quarter. In his 15-year career, he previously made five total field goals on two occasions, most recently against Kansas City on Oct. 14, 2018. In addition to his game-winner, he also connected on field goals of 39 and 31 yards in the first quarter, 30 yards in the second quarter, 51 yards in the third quarter and 54 yards in the fourth quarter. His 55-yard field goal tied for the fourth-longest field goal in franchise history and the



second-longest game-winning field goal in team annals behind Rob Bironas' 60-yarder to beat Indianapolis on Dec. 3, 2006. His 54-yarder at Minnesota ranked as the eighth-longest field goal in team annals. He became the second player in franchise history to make at least six field goals in a game. The other is Rob Bironas, who set the team and NFL record with eight field goals at Houston on Oct. 21, 2007. Gostkowski became the first player in franchise history to record game-winning field goals in three consecutive games, as well as the first NFL player since the 1970 merger to kick a game-winning field goal in the final two minutes of regulation in each of his team's first three games of the season. He hit three field goals of at least 50 yards in distance for the first time in his career and was the first NFL player since Baltimore's Justin Tucker on Nov. 27, 2016 (vs. Cincinnati) to accomplish the feat. He extended his streak to a career-best 28 consecutive games with at least one field goal, which tied for the fifth-longest streak in NFL history (Jim Turner, 1970-72; Chip Lohmiller, 1988-90). He tied his career high with 19 total points in the contest.

**Gostkowski's Career Regular Season Statistics:**

Year	Team	GP	FGM	FGA	Pct	Lg	XPM	XPA	Pts
2006	NE	16	20	26	76.9	52	43	44	103
2007	NE	16	21	24	87.5	45	74	74	137
2008	NE	16	36	40	90.0	50	40	40	148
2009	NE	16	26	31	83.9	53	47	47	125
2010	NE	8	10	13	76.9	43	26	26	56
2011	NE	16	28	33	84.8	50	59	59	143
2012	NE	16	29	35	82.9	53	66	66	153
2013	NE	16	38	41	92.7	54	44	44	158
2014	NE	16	35	37	94.6	53	51	51	156
2015	NE	16	33	36	91.7	57	52	52	151
2016	NE	16	27	32	84.4	53	46	49	127
2017	NE	16	37	40	92.5	62	45	47	156
2018	NE	16	27	32	84.4	52	49	50	130
2019	NE	4	7	8	87.5	41	11	15	32
2020	Ten	3	9	12	75.0	55	5	7	32
<b>NFL Totals</b>		<b>207</b>	<b>383</b>	<b>440</b>	<b>87.0</b>	<b>62</b>	<b>658</b>	<b>671</b>	<b>1,807</b>

**Gostkowski's Career Postseason Statistics:**

Year	Team	GP	FGM	FGA	Pct	Lg	XPM	XPA	Pts
2006	NE	3	8	8	100.0	50	9	9	33
2007	NE	3	1	2	50.0	35	9	9	12
2009	NE	1	0	1	0.0	0	2	2	2
2011	NE	3	5	5	100.0	35	10	10	25
2012	NE	2	4	4	100.0	38	6	6	18
2013	NE	2	1	1	100.0	47	6	6	9
2014	NE	3	1	1	100.0	21	15	15	18
2015	NE	2	4	4	100.0	46	3	4	15
2016	NE	3	7	7	100.0	47	7	9	28
2017	NE	3	3	5	60.0	45	11	12	20
2018	NE	3	5	6	83.3	47	10	10	25
2019	NE				Injured Reserve				
<b>Playoff Totals</b>		<b>28</b>	<b>39</b>	<b>44</b>	<b>88.6</b>	<b>50</b>	<b>88</b>	<b>92</b>	<b>205</b>

**Gostkowski's Regular Season Single-Game Highs:**

**Field Goals Made** - 6 at Minnesota (9/27/20)  
**Field Goal Attempts** - 6 (Twice, last at Minnesota, 9/27/20)  
**Longest Field Goal** - 62 at Oakland (11/19/17)  
**PATs Made** - 8 (Three times, last vs. Indianapolis, 11/18/12)  
**PATs Attempted** - 8 (Three times, last vs. Indianapolis, 11/18/12)  
**Points** - 19 (Three times, last at Minnesota, 9/27/20)

**Gostkowski's Playoff Single-Game Highs:**

**Field Goals Made** - 3 (Four times, last vs. Pittsburgh, 1/22/17)  
**Field Goals Attempts** - 3 (Six times, last vs. L.A. Rams in Super Bowl, 2/3/19)  
**Longest Field Goal** - 50 at San Diego (1/14/07)  
**PATs Made** - 6 (Twice, last vs. Indianapolis, 1/18/15)  
**PATs Attempted** - 6 (Twice, last vs. Indianapolis, 1/18/15)  
**Points** - 13 vs. N.Y. Jets (1/07/07)

## GOSTKOWSKI'S GAME-WINNING FIELD GOALS

A game-winning field goal is defined as one that was the final score of the game and gave the kicker's team the lead at any time in the fourth quarter or overtime.

Date	Team	Opp	FG Distance	Time Left	Quarter	Final Score
9/27/20	Ten	@ Min	55	1:44	4th	31-30
9/20/20	Ten	Jax	49	1:36	4th	33-30
9/14/20	Ten	@ Den	25	0:17	4th	16-14
10/14/18	NE	KC	28	0:03	4th	43-40
9/11/16	NE	@ Ari	32	3:44	4th	23-21
11/15/15	NE	@ NYG	54	0:01	4th	27-26
12/1/13	NE	@ Hou	53	3:12	4th	34-31
11/24/13	NE	Den	31	1:56	OT	34-31
9/8/13	NE	@ Buf	35	0:05	4th	23-21
10/21/12	NE	NYJ	48	11:02	OT	29-26
10/17/10	NE	Bal	35	1:56	OT	23-20
1/14/07*	NE	@ SD	31	1:10	4th	24-21

\* Playoffs

## NFL ALL-TIME LEADERS

Stephen Gostkowski ranks 12th in NFL history in career scoring. He is the only active kicker in the NFL's top 15 all-time leading scorers.

**Most points in NFL history:**

Player	Career Points
1. Adam Vinatieri	2,673
2. Morten Andersen	2,544
3. Gary Anderson	2,434
4. Jason Hanson	2,150
5. John Carney	2,062
6. Matt Stover	2,004
7. George Blanda	2,000
8. Jason Elam	1,983
9. John Kasay	1,970
10. Sebastian Janikowski	1,913
11. Phil Dawson	1,847
12. <b>Stephen Gostkowski</b>	<b>1,807</b>
13. Matt Bryant	1,758
14. Norm Johnson	1,736
15. David Akers	1,721

Additionally, Gostkowski is tied for 14th place in NFL history in career field goals. He is second among active players behind **Robbie Gould**.

**Most field goals in NFL history:**

Player	Career Field Goals
1. Adam Vinatieri	599
2. Morten Andersen	565
3. Gary Anderson	538
4. Jason Hanson	495
5. John Carney	476
6. Matt Stover	471
7. John Kasay	461
8. Phil Dawson	441
9. Sebastian Janikowski	436
10. Jason Elam	436
11. Matt Bryant	397
12. Robbie Gould	387
13. David Akers	386
14. <b>Stephen Gostkowski</b>	<b>383</b>
Nick Lowery	383

During his career, Gostkowski has made 87.0 percent of his field goal attempts, a rate that ranks seventh in NFL history.

#### Most accurate field goal kickers in NFL history (min. 50 attempts):

Player	FG Made	FG Att	Pct
1. Justin Tucker	270	297	90.9
2. Harrison Butker	101	112	90.2
3. Josh Lambo	126	142	88.7
4. Wil Lutz	125	142	88.0
5. Chris Boswell	132	151	87.4
6. Dan Bailey	237	272	87.1
7. <b>Stephen Gostkowski</b>	<b>383</b>	<b>440</b>	<b>87.0</b>
8. Robbie Gould	387	446	86.8
Kai Forbath	131	151	86.8
10. Mike Vanderjagt	230	266	86.5

## #6 ■ P BRETT KERN

6-2, 214, 13th Year, Toledo

[Click for complete bio](#)

Punter **Brett Kern** is in his 13th NFL season and his 11th full campaign with the Titans in 2019. He was claimed off waivers by the Titans during the 2009 season.

During his time in Tennessee, Kern has placed his name at the top of most of the franchise's leaderboards at his position. At the end of the 2019 campaign, he ranked as the team's all-time career leader in gross punting average (45.9 yards), net punting average (40.8) and punts placed inside the 20 (333). He punted 839 times in a Titans uniform from 2009–2019, second all-time for the franchise behind **Craig Hentrich's** 861 punts. Kern owns the top eight net punting seasons in franchise history and six of the team's top eight gross punting seasons.

In 2019, Kern was named to the Pro Bowl for the third consecutive season, and he earned first-team Associated Press All-Pro honors for the first time in his career. His 37 punts inside the 20 led the NFL, and his 43.1-yard net average ranked second in team history.

At the end of the 2019 campaign, Kern's 170 consecutive games played (regular season) ranked second in team history behind only **Bruce Matthews** (232). Kern's 170 career games ranked sixth in franchise annals and were the most in the organization's "Titans era" (1999–2019).

In 2018, his 47.1-yard gross average ranked fifth in team history, and his 41.7-yard net average ranked second in team annals. He set a franchise record and recorded a career high with 39 of his 74 punts inside the 20-yard line. He finished the season with a career-long streak of 16 consecutive punts placed inside the 20, including every punt in the final three games of the season.

In 2017, Kern had arguably one of the best seasons by a punter in NFL history and was named to his first career Pro Bowl in addition to earning second-team Associated Press All-Pro honors. He punted 75 times for 3,728 yards with 28 punts placed inside the 20-yard line. His 44.6-yard net average broke his own team record and finished second in NFL history behind only **Johnny Hekker's** 46.0-yard net average in 2016. Kern's 49.7-yard gross average also broke his team mark and finished eighth in NFL history.

In 2015, Kern continued his annual assault on the team's all-time punting records and accomplished a first-of-its-kind NFL feat, becoming the first punter in league history to record 80 or more punts, a net average of 40 yards, and one or zero touchbacks in a single season. His season totals included 88 punts (tied for fifth place in franchise history), a 47.4-yard gross average (second in franchise history), a 40.3 net average (third in franchise history), a career-high 34 punts inside the 20 (third in franchise history) and only one touchback (career low).

In 2014, Kern launched a career-high 88 total punts for a gross average of 46.8 yards and a net average of 40.8 yards, which broke his own single-season team record (40.4-yard net average in 2012).

Kern produced one of the best punting seasons in team history in 2012. He set then-franchise records with a gross punting average of 47.6 yards and a net punting average of 40.4 yards (he later broke both marks).

Kern was claimed by the Titans off waivers from the Denver Broncos on Oct. 27, 2009. He spent the entire 2008 season and the first six games of 2009 campaign in Denver, totaling 73 punts and a 46.5-yard average in

22 games with the Broncos.

In 2008, Kern ranked fifth in the league with a 46.7-yard punting average that marked the third-best season total by a Bronco in club history. At the time, his punting average was the best in NFL history by a rookie. He was named to the All-Rookie team by Pro Football Weekly/PFWA and The *Sporting News*.

The Grand Island, N.Y., native was originally signed by the Broncos as a rookie free agent on April 28, 2008, following four seasons at the University of Toledo.

#### 2020 Notes:

➤ **At Denver (9/14)**, punted four times for a 51.0-yard gross average and a 47.0-yard net average with two punts inside the 20, including a long punt of 66 yards to help pin the Broncos inside their 10-yard line in the second quarter. He became the seventh player in franchise history to play in 12 seasons with the organization, joining Bruce Matthews (1983–2001), Elvin Bethea (1968–1983), Brad Hopkins (1993–2005), Gregg Bingham (1973–1983), Mike Munchak (1982–1993) and Craig Hentrich (1998–2009). Kern became the first to accomplish the feat exclusively in the "Titans era" (1999–present).

➤ **Against Jacksonville (9/20)**, averaged 40.7 yards on three punts with all three punts placed inside the 20. He pinned the Jaguars on their own six-yard line with a 34-yard punt in the second quarter.

➤ **At Minnesota (9/27)**, averaged 47.7 yards on three punts (41.0 net) with one punt inside the 20. He tied Gregg Bingham (1973-84) for fifth place on the franchise games played list with his 173rd game.

#### Kern's Career Regular Season Statistics:

Year	Team	GP	No	Blk	Yds	Avg	Lg	TB	In20	Net
2008	Den	16	46	0	2,150	46.7	64	4	13	37.8
2009	Den/Ten	16	64	0	2,910	45.5	67	10	27	38.5
2010	Ten	16	77	0	3,302	42.9	68	4	24	39.1
2011	Ten	16	86	0	3,747	43.6	64	7	31	39.4
2012	Ten	16	81	2	3,855	47.6	71	5	30	40.4
2013	Ten	16	78	1	3,386	43.4	63	2	32	39.7
2014	Ten	16	88	1	4,118	46.8	79	7	28	40.8
2015	Ten	16	88	0	4,175	47.4	61	1	34	40.3
2016	Ten	16	77	0	3,402	44.2	71	4	32	38.6
2017	Ten	16	75	0	3,728	49.7	74	5	28	44.6
2018	Ten	16	74	1	3,483	47.1	62	3	39	41.7
2019	Ten	16	78	0	3,672	47.1	70	2	37	43.1
2020	Ten	3	10	0	469	46.9	66	1	6	43.3
<b>Totals</b>		<b>195</b>	<b>922</b>	<b>5</b>	<b>42,397</b>	<b>46.0</b>	<b>79</b>	<b>55</b>	<b>361</b>	<b>40.5</b>

#### Kern's Career Postseason Statistics:

Year	Team	GP	No	Blk	Yds	Avg	Lg	TB	In20	Net
2017	Ten	2	10	0	447	44.7	62	0	4	41.2
2019	Ten	3	15	0	729	48.6	63	4	6	41.3
<b>Totals</b>		<b>5</b>	<b>25</b>	<b>0</b>	<b>1,176</b>	<b>47.0</b>	<b>63</b>	<b>4</b>	<b>10</b>	<b>41.2</b>

#### Kern's Regular Season Single-Game Highs:

**Punts** - 10 (Twice, last at Miami, 10/8/17)

**Gross Avg.** - 56.8 vs. Seattle (9/24/17)

**Net Avg.** - 50.2 at Miami (10/8/17)

**Long Punt** - 79 vs. Indianapolis (12/28/14)

**In20** - 8 at Denver (10/14/19)



**Kern's Playoff Single-Game Highs:**

**Punts** - 6 (Twice, last at Baltimore, 1/11/20)

**Gross Avg.** - 52.5 at Baltimore (1/11/20)

**Net Avg.** - 44.0 (three punts) at Kansas City (1/19/20)

**Long Punt** - 63 at Baltimore (1/11/20)

**In20** - 4 at New England (1/4/20)

**FRANCHISE CAREER PUNTING LEADERS**

**Brett Kern** is the all-time career leader in Titans/Oilers history in both gross punting average and net punting average. He ranks second in team annals in career punts, behind only **Craig Hentrich** (861).

Highest career gross punting average, franchise history (minimum 250 punts):

Player	Years	Gross Avg.
1. <b>Brett Kern</b>	<b>2009-2020</b>	<b>45.9</b>
2. Greg Montgomery	1988-1993	43.6
3. Craig Hentrich	1998-2009	42.9
4. Jim Norton	1960-1968	42.1
5. Cliff Parsley	1977-1982	39.8
6. Dan Pastorini	1971-1979	39.7

Highest career net punting average, franchise history (since 1976, minimum 250 punts):

Player	Years	Net Avg.
1. <b>Brett Kern</b>	<b>2009-2020</b>	<b>40.8</b>
2. Craig Hentrich	1998-2009	37.2
3. Greg Montgomery	1988-1993	36.6
4. Cliff Parsley	1977-1982	32.3

Most career punts, franchise history:

Player	Years	Punts
1. Craig Hentrich	1998-2009	861
2. <b>Brett Kern</b>	<b>2009-2020</b>	<b>849</b>
3. Jim Norton	1960-1968	522

**2019 NFL PUNTING LEADERS**

Titans punter **Brett Kern** ranks near the top of the NFL in gross punting average and net punting average in 2019. He also is at the top of the NFL in total punts placed inside the 20.

Highest gross punting average in 2019:

Player	Team	Gross Average
1. Tress Way	Washington Redskins	49.6
2. Andy Lee	Arizona Cardinals	47.8
3. Johnny Hekker	Los Angeles Rams	47.4
4. <b>Brett Kern</b>	<b>Tennessee Titans</b>	<b>47.1</b>
5. Ty Long	Los Angeles Chargers	47.0
6. Logan Cooke	Jacksonville Jaguars	46.8
7. Bryan Anger	Houston Texans	46.5
8. Cameron Johnston	Philadelphia Eagles	46.4
9. Jamie Gillan	Cleveland Browns	46.2
Thomas Morstead	New Orleans Saints	46.2

Highest net punting average in 2019:

Player	Team	Net Average
1. Logan Cooke	Jacksonville Jaguars	44.5
Bryan Anger	Houston Texans	44.5
3. Tress Way	Washington Redskins	44.1
4. <b>Brett Kern</b>	<b>Tennessee Titans</b>	<b>43.1</b>
Thomas Morstead	New Orleans Saints	43.1
6. Britton Colquitt	Minnesota Vikings	42.6
7. Johnny Hekker	Los Angeles Rams	42.4
8. Cameron Johnston	Philadelphia Eagles	42.3
Riley Dixon	New York Giants	42.3
10. Kevin Huber	Cincinnati Bengals	42.1

Most punts placed inside the 20 in 2019:

Player	Team	Inside the 20
1. <b>Brett Kern</b>	<b>Tennessee Titans</b>	<b>37</b>
2. Jake Bailey	New England Patriots	36
3. Michael Dickson	Seattle Seahawks	34
Corey Bojorquez	Buffalo Bills	34
5. A.J. Cole	Oakland Raiders	33
6. Sam Martin	Detroit Lions	31
7. Kevin Huber	Cincinnati Bengals	30
Tress Way	Washington Redskins	30
9. Colby Wadman	Denver Broncos	29
Thomas Morstead	New Orleans Saints	29
J.K. Scott	Green Bay Packers	29
Riley Dixon	New York Giants	29

**PERCENT INSIDE THE 20**

Titans punter **Brett Kern** set a franchise record with 39 punts placed inside the opponent's 20-yard line in 2018. He ranked second in the NFL in the category, but he led the NFL for the highest percentage of his punts placed inside the 20 at 52.7 percent (39 of 74).

Kern finished the season with a career-long streak of 16 consecutive punts placed inside the 20, including every punt in the final three games of the season.

His 52.7 percent of punts placed inside the 20 was the highest percentage for the franchise from 1991–2018.

Highest percentage of punts placed inside the 20 in 2018:

Player	Team	Punt	In20	Pct In20
1. <b>Brett Kern</b>	<b>Tennessee</b>	<b>74</b>	<b>39</b>	<b>52.7</b>
2. Tress Way	Washington	79	41	51.9
3. Corey Bojorquez	Buffalo	45	22	48.9
4. Johnny Hekker	L.A. Rams	43	21	48.8
5. Trevor Daniel	Houston	74	36	48.6
6. Dustin Colquitt	Kansas City	45	21	46.7
7. Pat O'Donnell	Chicago	62	28	45.2
8. Sam Koch	Baltimore	60	27	45.0
9. Jordan Berry	Pittsburgh	63	28	44.4
10. Sam Martin	Detroit	74	32	43.2

**NET AVERAGE IN A SEASON, TEAM HISTORY**

Titans punter **Brett Kern** owns the top eight net punting seasons in franchise history and nine of the team's top 11 net punting seasons.

In 2017, he shattered his own franchise record (40.76 net average in 2014) by averaging 44.56 net yards on 75 punts.

He initially set the club mark for the first time in 2011 with a 39.37-yard net average, eclipsing **Craig Hentrich's** 1998 net average of 39.22 yards.

Highest single-season net punting average, franchise history:

Player	Year	Net Average
1. <b>Brett Kern</b>	<b>2017</b>	<b>44.56</b>
2. <b>Brett Kern</b>	<b>2019</b>	<b>43.12</b>
3. <b>Brett Kern</b>	<b>2018</b>	<b>41.69</b>
4. <b>Brett Kern</b>	<b>2014</b>	<b>40.76</b>
5. <b>Brett Kern</b>	<b>2012</b>	<b>40.36</b>
6. <b>Brett Kern</b>	<b>2015</b>	<b>40.34</b>
7. <b>Brett Kern</b>	<b>2013</b>	<b>39.70</b>
8. <b>Brett Kern</b>	<b>2011</b>	<b>39.37</b>
9. Craig Hentrich	1998	39.22
10. Greg Montgomery	1993	39.13
11. <b>Brett Kern</b>	<b>2010</b>	<b>39.06</b>



## SINGLE-SEASON GROSS AVG, TEAM HISTORY

**Brett Kern's** 2017 gross punting average (49.71) broke his own franchise record. He initially set the franchise mark in 2012 by surpassing **Craig Hentrich's** 47.22-yard gross average from 1998.

Highest single-season gross punting average, franchise history:

Player	Year	Gross Average
1. Brett Kern	2017	49.71
2. Brett Kern	2012	47.59
3. Brett Kern	2015	47.44
4. Craig Hentrich	1998	47.22
5. Brett Kern	2019	47.08
6. Brett Kern	2018	47.07
7. Greg Montgomery	1992	46.92
8. Brett Kern	2014	46.80
9. Greg Montgomery	1993	45.59
10. Reggie Roby	1996	44.37

## SINGLE-SEASON NET AVG, NFL HISTORY

**Brett Kern** led the NFL with a 44.6-yard net punting average in 2017. His average ranked second in NFL history. The only better single-season net punting average in NFL history was Rams punter **Johnny Hekker's** 46.0-yard net average in 2016.

Highest single-season net punting average, NFL history (through 2018):

Player	Year	Team	Net Average
1. Johnny Hekker	2016	LAR	46.0
2. Brett Kern	2017	Ten	44.6
3. Johnny Hekker	2017	LAR	44.3
4. Johnny Hekker	2013	StL	44.2
Sam Martin	2016	Det	44.2
6. Andy Lee	2011	SF	44.0
7. Shane Lechler	2009	Oak	43.9
8. Johnny Hekker	2015	StL	43.7
9. Sam Koch	2014	Bal	43.3
10. (two tied)			43.2

## SINGLE-SEASON GROSS AVG, NFL HISTORY

Titans punter **Brett Kern** led the NFL with a 49.7-yard gross punting average in 2017. His average ranked eighth in NFL history and was the highest of any player since 2012.

Highest single-season gross punting average, NFL history (through 2018):

Player	Year	Team	Gross Average
1. Sammy Baugh	1940	Was	51.4
2. Shane Lechler	2009	Oak	51.1
3. Andy Lee	2011	SF	50.9
4. Shane Lechler	2011	Oak	50.8
5. Brandon Fields	2012	Mia	50.2
6. Thomas Morstead	2012	NO	50.1
7. Donnie Jones	2008	StL	50.0
8. Brett Kern	2017	Ten	49.7
9. Pat McAfee	2016	Ind	49.3
10. Shane Lechler	2007	Oak	49.1

## SINGLE-GAME GROSS AVERAGE, TEAM HISTORY

In 2017, **Brett Kern** has recorded three of the franchise's top seven single-game gross punting averages (minimum four punts). His average against the Seattle Seahawks on Sept. 24 was 56.8 yards, good for the fourth-highest mark in franchise history. Two weeks later visiting the Miami Dolphins, his gross average was 54.9 yards, which ranks seventh (sixth at the time). On Nov. 12 against the Cincinnati Bengals, he posted a 56.5-yard average, ranking fifth in team annals.

Highest single-game gross punting average, since 1976 (min. 4 punts):

Player	Date	Opp	Punts	Gross Avg
1. Greg Montgomery	12/27/92	Buffalo	5	59.2
2. Greg Montgomery	09/19/93	San Diego	5	57.6
3. Craig Hentrich	11/04/01	Jacksonville	4	57.5
4. Brett Kern	09/24/17	Seattle	6	56.8
5. Brett Kern	11/12/17	Cincinnati	6	56.5
6. Craig Hentrich	11/15/98	Pittsburgh	4	55.3
7. Brett Kern	10/08/17	Miami	10	54.9
8. Brett Kern	12/28/14	Indianapolis	7	54.7
9. Brett Kern	12/20/15	New England	5	54.4
10. Brett Kern	01/03/10	Seattle	4	53.5

## SINGLE-GAME NET AVERAGE, TEAM HISTORY

On Oct. 8, 2017 at Miami, **Brett Kern** punted 10 times for 549 yards with no blocks and no touchbacks, averaging 54.9 yards per attempt. The Dolphins returned seven of the punts for 47 total yards. Kern's net punting average of 50.2 set a career high and set the franchise's single-game record, topping **Greg Montgomery's** previous mark of a 49.8-yard net average against the San Diego Chargers on Sept. 19, 1993 (statistic tracked since 1976).

**In doing so, Kern became the first NFL player to punt at least 10 times and finish a game with a net punting average of at least 50 yards.**

Kern has recorded nine of the franchise's top 12 net punting performances.

Highest single-game net punting average, since 1976 (min. 4 punts):

Player	Date	Opp	Punt	Gross Avg	TB	In20	Net Avg
1. Brett Kern	10/8/17	Mia	10	54.9	0	4	50.2
2. Brett Kern	11/10/19	KC	4	51.0	0	2	49.8
3. Greg Montgomery	9/19/93	SD	5	57.6	1	0	49.8
4. Greg Montgomery	12/27/92	Buf	5	59.2	1	2	49.4
5. Brett Kern	10/6/19	Buf	6	49.7	0	1	49.3
6. Brett Kern	11/25/12	Jax	4	50.3	0	1	49.0
7. Brett Kern	11/9/14	Bal	8	51.8	0	0	48.8
8. Brett Kern	10/26/14	Hou	6	51.7	0	2	48.7
9. Brett Kern	9/16/12	SD	7	51.6	1	3	48.6
10. Craig Hentrich	11/4/01	Jac	4	57.5	0	2	48.5
11. Brett Kern	10/1/17	Hou	5	49.2	0	1	48.4
12. Brett Kern	9/24/17	Sea	6	56.8	1	2	48.2



## 2017 NFL PUNTING LEADERS

Titans punter **Brett Kern** finished in first place on the 2017 NFL leaderboard in gross punting average and net punting average.

Highest gross punting average in 2017:

Player	Team	Gross Average
1. <b>Brett Kern</b>	<b>Tennessee</b>	<b>49.7</b>
2. Shane Lechler	Houston	49.0
3. Drew Kaser	LA Chargers	48.1
4. Johnny Hekker	LA Rams	47.9
5. Britton Colquitt	Cleveland	47.6
6. Marquette King	Oakland	47.4
7. Andy Lee	Arizona	47.3
8. Thomas Morstead	New Orleans	47.0
Pat O'Donnell	Chicago	47.0
10. Kevin Huber	Cincinnati	46.6

Highest net punting average in 2017:

Player	Team	Net Average
1. <b>Brett Kern</b>	<b>Tennessee</b>	<b>44.6</b>
2. Johnny Hekker	LA Rams	44.3
3. Marquette King	Oakland	42.7
4. Rigoberto Sanchez	Indianapolis	42.6
5. Michael Palardy	Carolina	42.4
6. Thomas Morstead	New Orleans	42.2
7. Justin Vogel	Green Bay	41.6
8. Chris Jones	Dallas	41.4
9. Drew Kaser	LA Chargers	41.3
Shane Lechler	Houston	41.3

## MOST CONSECUTIVE GAMES, TEAM HISTORY

Titans punter **Brett Kern** began the 2020 regular season with 170 consecutive games played in a Titans uniform. His streak currently ranks second in franchise history, behind only Hall of Fame offensive lineman **Bruce Matthews** (232).

Most consecutive games played in franchise history (regular season):

Player	Position	Years	Consec. Games
1. Bruce Matthews	OL	1987–2001	232
2. <b>Brett Kern</b>	<b>P</b>	<b>2009–2020</b>	<b>173</b>
3. Robert Brazile	LB	1975–1984	147
4. Craig Hentrich	P	1998–2007	146
5. Rob Bironas	K	2005–2013	144
6. Keith Bulluck	LB	2000–2009	135
Elvin Bethea	DE	1968–1977	135
8. Gregg Bingham	LB	1973–1981	134
9. <b>Beau Brinkley</b>	<b>LS</b>	<b>2012–2019</b>	<b>129</b>
10. Eddie George	RB	1996–2003	128



## TITANS PRACTICE SQUAD

No.	Name	Pos	Ht	Wt	Exp	College
56	Bates, Daren	LB	5-11	225	8	Auburn
13	Batson, Cameron	WR	5-8	175	3	Texas Tech
39	Borders, Breon	CB	6-0	189	2	Duke
16	Hollister, Cody	WR	6-4	216	3	Arkansas
89	Hudson, Tommy	TE	6-3	255	R	Arizona State
66	Kemp, Brandon	T	6-6	317	R	Valdosta State
38	Mabin, Greg	CB	6-2	200	4	Iowa
7	McCann, Tucker	K	6-0	218	R	Missouri
36	Orr, Kareem	CB	5-11	195	1	Chattanooga
72	Quessenberry, David	OL	6-5	310	2	San Jose State
57	Ray, Wyatt	OLB	6-3	255	1	Boston College
80	Rogers, Chester	WR	6-0	184	5	Grambling State
4	Siemian, Trevor	QB	6-3	220	6	Northwestern
59	Skipper, Tuzar	OLB	6-3	246	2	Toledo
78	Tart, Teair	DT	6-2	304	R	Florida International

## TITANS PRACTICE SQUAD CAPSULES

### 56 - LB DAREN BATES

5-11, 225, 8th Year, Auburn

- Spent the 2017-19 seasons on the Titans active roster. Appeared in 45 games and totaled 37 special teams tackles for Tennessee.
- In 2018, Bates was a team captain (special teams) for the first time and tallied 10 special teams tackles.
- In 2017, Bates set a career high and ranked second on the team with 16 special teams tackles.
- For the My Cause, My Cleats campaign, Bates has worn specially designed cleats featuring the words "American Heart Association" to raise awareness for the organization's life-saving mission. His mother, Weslynn Bates, was a heart transplant recipient and lived some wonderful years following her surgery. She sadly passed away in 2015 at the age of 56.

### 13 - WR CAMERON BATSON

5-8, 175, 3rd Year, Texas Tech

- Signed with the Titans as an undrafted free agent following the 2018 NFL Draft and made the 53-man roster out of training camp. Appeared in 11 games with two starts at wide receiver and posted eight catches for 82 yards as a rookie.
- Batson was roommates with Kansas City Chiefs quarterback Patrick Mahomes at Texas Tech.
- He was the valedictorian of his class at Millwood (Okla.) High School.

### 2020 Notes:

- **Against Jacksonville (9/20)**, returned to the lineup for the first time since 2018 and snared two passes for 26 yards. Rushed once for 11 yards on a jet sweep.

### CB BREON BORDERS

6-0, 189, 2nd Year, Duke

- Signed by the Titans to the team's practice squad during Week 3 of 2020.
- Originally signed with the Oakland Raiders as an undrafted free agent following the 2017 NFL Draft. Has also spent time with the Buffalo Bills, Houston Texans, Jacksonville Jaguars, Washington Football Team, Pittsburgh Steelers and Miami Dolphins.
- In 2019, saw action in 12 games with one start, including 11 contests and one start for Jacksonville and one game for Washington. Recorded seven tackles and one fumble recovery.
- In 2018, played in one game for Jacksonville.
- A three-year starter for Duke, Borders played in 49 games with 35 starts over four seasons (2013-16). He finished his career ranked third in passes defended (46) and tied for sixth in interceptions (12) in program history.

### WR CODY HOLLISTER

6-4, 216, 3rd Year, Arkansas

- Signed by the Titans as a free agent following a tryout during 2019 rookie

## TITANS PRACTICE SQUAD CAPSULES

minicamp. Appeared in five games and posted two catches for 13 yards on the season.

- Originally signed by the New England Patriots as an undrafted free agent following the 2017 NFL Draft.
- Hollister's twin brother, Jacob, was also signed by the New England Patriots along with Cody as rookie free agents in 2017. The two brothers were teammates with the Patriots for the 2017 and 2018 campaigns. Jacob was traded to the Seattle Seahawks during the 2019 offseason.
- Hollister is a talented singer/songwriter. He has used social media to post several song performances.

### **TE TOMMY HUDSON**

**6-3, 255, Rookie, Arizona State**

- Signed by the Titans as an undrafted free agent following the 2020 NFL Draft.
- In four seasons at Arizona State (2016-19), Hudson totaled 25 receptions for 205 yards and played primarily as a blocking tight end.
- Hudson has always wanted to be in the military and has post-football plans of joining the Navy to become a Navy SEAL.

### **T BRANDON KEMP**

**6-6, 317, Rookie, Valdosta State**

- Signed by the Titans as an undrafted free agent following the 2020 NFL Draft.
- Appeared in 41 games with 38 starts at tackle over four seasons at Valdosta State (2016-19).
- As a senior (2019), he started all 11 games at tackle and earned D2CCA second team All-America and first-team all-conference recognition.
- As a junior (2018), recorded 11 starts at tackle and helped lead the Blazers to the first undefeated season in school history and the fourth national title in program history.

### **CB GREG MABIN**

**6-2, 200, 4th Year, Iowa**

- Signed by the Titans to the team's practice squad during Week 3 of 2020.
- Originally signed with the Tampa Bay Buccaneers as a rookie free agent following the 2017 NFL Draft and has also spent time with the Buffalo Bills, San Francisco 49ers and Cincinnati Bengals. His career totals include appearing in 29 games with one start and amassing 13 tackles, three passes defended, one forced fumble and one fumble recovery.
- In 2019, saw action in nine games for Cincinnati and totaled one tackle and one pass defended.
- In 2018, played in 13 games and made one start for San Francisco. Recorded 11 tackles, one pass defended, one forced fumble and one fumble recovery.
- In 2017, appeared in seven games as a rookie, including one for Buffalo and six for San Francisco. Totaled one tackle and one pass defended.
- Mabin initially accepted a scholarship to Iowa to play wide receiver. After his freshman season, Kirk Ferentz called Mabin into his office to propose a position change to cornerback. "He said my skillset would probably transition better for cornerback rather than a receiver," Mabin said.

### **K TUCKER MCCANN**

**6-0, 218, Rookie, Missouri**

- Signed by the Titans as an undrafted free agent following the 2020 NFL Draft.
- Appeared in 49 games over four seasons at Missouri and finished his career with 358 points which ranked second in program history. Was successful on 61 of 84 career field goals for a 72.6-percent career success rate and his 61 field goals were good for the second-most in Missouri history.

### **CB KAREEM ORR**

**5-11, 195, 1st Year, Chattanooga**

- Signed by the Titans as an undrafted free agent following the 2019 NFL Draft.
- Spent 2019 on the Titans' practice squad and active roster. Appeared in two games as a rookie and collected nine tackles and a special teams stop.
- Orr is a Tennessee native, originally hailing from Chattanooga, Tenn.

### **OL DAVID QUESSENBERRY**

**6-5, 310, 2nd Year, San Jose State**

- In 2019, Quessenberry appeared in a career-high four games for the

Titans and caught his first career touchdown on a one-yard catch.

- Quessenberry was diagnosed with non-Hodgkin's lymphoma in June 2014. He returned to Houston's practice squad in 2017 and made his NFL debut in Week 16 of the 2017 season.
- Brother, Scott, is an offensive lineman for the Los Angeles Chargers.

### **OLB WYATT RAY**

**6-3, 255, 1st Year, Boston College**

- Signed by the Titans during the 2020 training camp.
- Originally signed with the Cleveland Browns as an undrafted free agent following the 2019 NFL Draft. He has also spent time with the Houston Texans, Buffalo Bills and New York Jets.
- Ray is the grandson of the late legendary singer Nat King Cole, and is the nephew of the late Natalie Cole.

### **WR CHESTER ROGERS**

**6-0, 184, 5th Year, Grambling State**

- Signed by the Titans during Week 3 of the 2020 season.
- Rogers has 53 games of NFL experience, including 22 starts with the Indianapolis Colts over a four-year career. He has totaled 111 receptions for 1,221 yards and five touchdowns as a receiver, and a 9.2-yard punt return average during his career.
- In 2018, registered 53 receptions for 485 yards in 16 games for the Colts.

### **QB TREVOR SIEMIAN**

**6-3, 220, 6th Year, Northwestern**

- Signed by the Titans during the 2020 training camp.
- In 2016, Siemian started 14 games for Denver, completing 289 of 486 passes for 3,401 yards with 18 touchdowns and 10 interceptions.
- Siemian became the first quarterback in NFL history to throw for 300 yards, four touchdowns and zero interceptions in his first career road start when he accomplished the feat at Cincinnati (9/26/16).
- Despite just 25 career NFL starts, Siemian has posted multiple wins on both Monday Night Football and Thursday Night Football.
- Siemian was originally drafted by the Denver Broncos in the seventh round (250th overall) of the 2015 NFL Draft. Siemian has also spent time with the Minnesota Vikings and New York Jets.

### **OLB TUZAR SKIPPER**

**6-3, 246, 2nd Year, Toledo**

- Signed by the Titans to the practice squad during Week 2 of the 2020 season.
- Originally signed as an undrafted free agent by the Pittsburgh Steelers following the 2019 NFL Draft. Skipper has also spent time with the New York Giants.
- In 2019, appeared in six games for the Giants and totaled two tackles, 0.5 sack and a fumble recovery as a rookie.

### **DT TEAIR TART**

**6-2, 304, Rookie, Florida International**

- Signed by the Titans as an undrafted free agent following the 2020 NFL Draft.
- Tart appeared in 23 games with 10 starts over two seasons at Florida International (2018-19), and totaled 51 tackles, 19.0 tackles for loss, 6.0 sacks, one pass defended, five quarterback pressures and two forced fumbles.



## TITANS TIDBITS: THE BEST OF TITANS OFF-THE-FIELD NOTES

### **OLB VIC BEASLEY JR.**

- Beasley Jr.'s late father, Victor, played football at Auburn from 1982-1984.
- Played running back in high school. During his senior year, he had 120 rushes for 828 yards and seven touchdowns. Also had seven punt returns for a 17.3-yard average and two touchdowns. In his only kickoff return, he took it 80 yards for a touchdown.
- Beasley was named all-county and all-area as a junior and senior while playing high school and AAU basketball. He averaged a double-double for the Georgia All-Stars.
- He graduated Aug. 8, 2014, before his final season at Clemson with a degree in sociology.

### **FB/RB KHARI BLASINGAME**

- Blasingame enjoys playing the saxophone.
- He originally started his Vanderbilt career at linebacker before transitioning to running back as a sophomore in 2016.
- After his football career, Blasingame's goal is to become the CEO of a hospital or health care system. Once there, he wants to focus on improving health care outcomes for disadvantaged populations.
- He earned his undergraduate degree in medicine, health and society from Vanderbilt in 2017 and is working towards a master's degree in education, after playing his final collegiate season in 2018 as a graduate student.

### **C AARON BREWER**

- The Dallas, Texas, native competed in throws for the track and field team in high school.

### **LS BEAU BRINKLEY**

- Brinkley's father, Mike, was an All-American defensive end and long snapper at Missouri Valley College. He taught Beau the skill of long snapping when he was just seven years old. Beau's football idol growing up was Kansas City Chiefs long snapper Kendall Gammon.
- Brinkley raced four-wheelers in the Extreme Dirt Track Racing Series while growing up in Missouri. He traveled the country competing in both motor cross and flat track competitions and won a flat track regional title in 2005.
- As a true freshman at Missouri, he joined the team as a walk-on and improbably won the long-snapping job for both placekicks and punts in fall camp, despite his collegiate inexperience.

### **WR A.J. BROWN**

- Brown was selected in the 19th round of the 2016 Major League Baseball Draft by the San Diego Padres as a centerfielder and he participated in the team's extended spring training program each summer from 2016-18.
- He has a dog, Bentley Juan Brown, and runs an Instagram account for him @bentleyjuan1.
- During a pre-draft visit to San Francisco, Brown was able to link up and work out with Hall of Fame NFL receiver and fellow Mississippian Jerry Rice. Rice took Brown on the horse trail at Edgewood Park in Redwood City, known as one of Rice's training sites, where the pair ran hills as part of their work out. Brown's hometown Starkville, Miss., and Rice's hometown Crawford, Miss., are a 30-minute drive apart.

### **LB JAYON BROWN**

- Former Long Beach Poly and New England Patriots star Willie McGinest is a close friend of the Brown family.
- Brown's younger brother, Joshua, is a defensive end at the University of Arizona, and his two older brothers also played college football. Jason played linebacker at Idaho, while Juwuan was a defensive lineman at Southern Oregon.
- He likes spending as much time as possible with his dogs, "a mutt named Lou" and a Rottweiler named Kali. He also enjoys puzzles and watching movies.

### **CB MALCOLM BUTLER**

- In February 2017, the production company Narrative Capital acquired the rights to the story of Butler for a film tentatively titled "The Secondary."
- Following Butler's crucial goal line interception to seal Super Bowl XLIX, Patriots quarterback Tom Brady, who received a 2015 Chevrolet Colorado as part of his Super Bowl XLIX MVP Award, requested Chevrolet award the

truck directly to Butler.

- Prior to securing a rookie free agent tryout with the Patriots in 2014, Butler was operating the fryolator at a Popeye's restaurant.
- Every offseason since 2015, Butler has hosted free skills and multi-sport experience camps in his hometown of Vicksburg, Miss., for 500 boys and girls in first through 12th grades.

### **S KEVIN BYARD**

- In July 2020, Byard was named the official spokesperson for the United Way of Greater Nashville. His first order of business was to participate in the organization's virtual Stuff the Bus school supply drive.
- In May 2020, Byard was able to accomplish a goal of helping to purchase his mother, Artina Stanley, her "forever home."
- During the 2019 offseason, Byard hosted 200-plus youngsters at the inaugural Kevin Byard Football Camp at Ensworth School. He plans to hold the camp - which was free - every year.
- The Titans had an inside track in their scouting of Byard. Titans general manager Jon Robinson received glowing reports on Byard from his friend and MTSU recruiting coordinator Steve Ellis. When Robinson was a linebackers coach at Nicholls State, Ellis was one of his pupils, and the two remained close through the years. Additionally, Patrick Callaway, college scout for the Titans, was Byard's high school teammate.
- Byard says his football role models are Ed Reed, Brian Dawkins and Troy Polamalu.

### **OLB JADEVEON CLOWNEY (first name pronounced juh-DEV-ee-on)**

- Attended South Pointe High School in Rock Hill, S.C., where he was named South Carolina's 2010 Mr. Football and lettered for the school's basketball team.
- Majored in African-American studies at South Carolina.

### **LB WILL COMPTON**

- Prior to his first training camp as a rookie free agent, Compton typed out five personal goals in his iPad that he wanted to accomplish over the next five years. Although he truly never imagined being able to achieve each of the goals, he checked off all the boxes. They included playing a vital role for Washington, earning a starting spot, being named a captain, reaching a specific financial goal by age 27 and doing at least three speaking engagements a year despite no prior experience.
- Compton is the co-founder of the popular podcast Bussin' With The Boys with teammate Taylor Lewan. The two friends host guests on an old Monte Carlo Budweiser bus and discuss any and everything.

### **OLB KAMALEI CORREA (pronounced KAH-mah-lay kor-AY-uh)**

- In the 2020 offseason, Correa incorporated boxing into his workout regimen to improve his hand and footwork.
- Correa attended St. Louis School in Honolulu, Hawaii, where he played football for two seasons with former Titans teammate Marcus Mariota.
- Correa grew up a huge fan of the Green Bay Packers all the way from Honolulu, Hawaii.

### **DL JACK CRAWFORD**

- Crawford was born in London, England and moved to the United States in 2005. He initially moved to the United States to pursue a career playing basketball.
- It wasn't until 2006 that Crawford joined the football team at St. Augustine Prep (N.J.), where he found immediate success. During his senior season, he emerged as a standout, being rated the No. 15 defensive end in the nation by Scout.com.

### **DB DANE CRUIKSHANK (pronounced CROOK-shank)**

- Growing up a Southern California fan, his most memorable college football moment was playing the Trojans in the Coliseum. Cruikshank posted 10 tackles and one interception in the contest.
- Cruikshank's nickname is 'Smooove.' He wore jersey No. 2 in high school, earning the nickname '2 Smooove,' which was then shortened to Smooove.
- He lists owning his own business as a goal on his bucket list. He would one day like to open his own training facility.

### **WR COREY DAVIS**

- Davis' brother, Titus, played football at Central Michigan and was signed by the Chargers as a rookie free agent in 2015. Titus also spent time with

## TITANS TIDBITS: THE BEST OF TITANS OFF-THE-FIELD NOTES

the Jets, Bills and Bears.

- One of Davis' favorite quotes is "Never die easy" by Walter Payton, who used the saying as the title to his autobiography.
- Davis studied special education at Western Michigan.

### **OL NATE DAVIS**

- Growing up, Davis was 'always a pretty big kid.' He played on the offensive or defensive line during Pop Warner and estimates that in the fourth grade he weighed around 200 pounds.
- Davis was invited to the 2019 Senior Bowl, which he credits for helping him during the draft process. He went head-to-head with defensive linemen from larger conferences, and as an athlete from a smaller conference, he credits his performance at the Senior Bowl for helping put his name into the conversation ahead of the draft.
- Davis' father purchased him a fishing rod as a child and would take him to the pond near their home in Ashburn, Va., to fish and relax.
- Davis is a car enthusiast who has a knack for identifying the year, make and model of a car. He lists his dream car as a Rolls-Royce.

### **DE MATT DICKERSON**

- Dickerson's father, Clarence, played college football at Henderson State (Ark.).
- Dickerson has a twin sister named Megan.
- Dickerson played football for the first time as a high school freshman.
- Dickerson majored in political science at UCLA.

### **G JAMIL DOUGLAS (first name pronounced juh-MILL)**

- Douglas was on the New England Patriots practice squad when the team won Super Bowl LI.
- He graduated with a degree in in Criminal Justice and Criminology from Arizona State in 2013.
- Played tight end/H-back as a senior in high school after primarily being featured at left tackle during the early part of his high school career. He caught three passes for 79 yards and one touchdown and carried four times for 19 yards.

### **LB NICK DZUBNAR (pronounced duh-ZOOB-nar)**

- Dzubnar feels he was better at hockey than football in high school. He participated as a Junior Anaheim Duck in his youth.
- His brother-in-law is former Chargers tackle Cory Lekkerkerker.
- Earned a degree in construction management from Cal Poly — San Luis Obispo.
- In high school, he was the senior class president and a four-year ASB member.

### **RB DARRYNTON EVANS**

- At the NFL Scouting Combine in February, Evans raised money and brought awareness to ECANA (Endometrial Cancer Action Network for African- Americans) by getting pledges for every inch of his vertical leap. He raised more than \$3,200 with a vertical of 37 inches.
- Evans grew up with and went to high school with San Francisco 49ers running back Raheem Mostert, Tampa Bay Buccaneers safety D'Cota Dixon and Washington linebacker Cole Holcolmb. Mostert, who led the NFC champion 49ers in rushing in 2019 and was among the first to reach out to Evans on social media during the draft, tweeting three simple words: "We built different!"
- Evans got a head start on the Titans' playbook during his final season at Appalachian State. Every year, the Mountaineer coaches' study one NFL offense and incorporate some of its principles into their own playbook. It just so happened that App State chose the Titans prior to the 2019 season.
- Evans earned a grade point average of 3.34 and was tabbed the Sun Belt's Top Scholar by Street & Smith magazine.
- Evans enjoys playing video games, particularly NBA2K, Call of Duty and Madden, solving Rubik's Cubes and producing music in his spare time.

### **LB RASHAAN EVANS**

- Upon being drafted by Tennessee, Evans was reunited with former Crimson Tide teammate Derrick Henry. Henry phoned Evans immediately after he was selected with the 22nd pick to congratulate him.
- At Alabama, Evans shared the field with his brother, Alex, a member of the Crimson Tide spirit squad.
- Growing up in rural Alabama, Evans would chase wild horses to work on

improving his speed and athleticism.

- Evans' father, Alan, was a star running back at Auburn. Evans' mother, Chenavis, received four degrees from Auburn, including her doctorate. Evans' older sister was a cheerleader at Auburn, and despite the family ties including his cousins attending Auburn, Evans stuck with his gut and instead chose Alabama.
- He has two pregame rituals. Evans prays before each game and pulls grass from the field early in pregame to get a feel for the turf.
- His nickname is 'Razor, because I cut up.'

### **TE ANTHONY FIRSKER (pronounced FERK-sir)**

- Firkser grew up playing basketball and both roller and ice hockey at elite levels and didn't begin playing football until his sophomore year of high school.
- In the offseason, Firkser volunteers with his former high school football coach to help train and give advice to aspiring young football players in his hometown community of Manalapan, N.J.
- His brother, Josh, played football at Wagner College.

### **CB KRISTIAN FULTON**

- Fulton's older brother, Keith Fulton, played wide receiver at LSU. Kristian and Keith were teammates in 2018.
- Fulton wears jersey No. 26 to fuel his competitive fire. "It just reminds me every day that I had eight corners selected before me," Fulton told the Official Titans Podcast. Two plus six equals eight, "So, if you add it up, it's a reminder for me every day."
- Graduated in December of 2019 with a degree in sports administration from LSU.

### **K STEPHEN GOSTKOWSKI (pronounced gost-COW-ski)**

- The Madison, Miss., native received an athletic scholarship to pitch for the University of Memphis baseball team coming out of high school. He also made the football team as a walk-on and finished his college career as the team's all-time leading scorer with 369 points.

### **RB DERRICK HENRY**

- In high school, Henry broke the 51-year-old national high school rushing record with 12,124 yards after compiling 4,261 rushing yards as a senior.
- Henry sealed an Iron Bowl victory with an epic, career-best 271 rushing yards against the Tigers. He put the Crimson Tide on his back by carrying the ball a school-record 46 times. His 271 rushing yards were 11 more yards than Auburn had in total offense (260). He ended the game with 14 consecutive rushes to run out the clock.
- His late grandmother, Gladys Henry, helped raise him and played a key inspirational role in his development. In 2018, he fulfilled a promise to her and graduated from Alabama with his bachelor's degree. He has a portrait tattoo of her on his chest.
- Gladys Henry nicknamed him "Shocka" as a baby because he "shocked the whole family" when he was born.
- Henry has been growing out his hair since he was in elementary school.

### **DB AMANI HOOKER**

- Hooker was named a finalist for Minnesota's Mr. Football in 2015, yet he had just two FBS scholarship offers. When the in-state university showed hesitancy after multiple workouts, Hooker knew he belonged at Iowa saying, "love who loves me."
- Amani's brother, Quinton, played basketball for North Dakota and helped take the team to the NCAA tournament his senior year. Quinton was Minnesota's Mr. Basketball in high school and currently plays basketball professionally in France.
- In February 2019, Hooker helped crowdfund about \$1,200 for the Park Center high school football program through a Pledge-It campaign raising a dollar amount for every inch of his vertical jump at the NFL Scouting Combine. His 37-inch jump ranked fifth among safeties and equaled money for better equipment at his alma mater.

### **WR ADAM HUMPHRIES**

- Humphries was originally a rookie tryout invitee with the Tampa Bay Buccaneers following the 2015 NFL Draft. Titans general manager Jon Robinson was a member of the Bucs player personnel department at the time and saw the 5-foot-11-inch wideout grind it out in practice and

## TITANS TIDBITS: THE BEST OF TITANS OFF-THE-FIELD NOTES

eventually earn a spot on the team's 53-man roster. "Humph came in as a tryout and won a spot on the 90-man roster," said Robinson. "He was a tough guy to cover all through training camp and he kept working and working and working. I've always had an affinity for him and liked his style. He's earned everything he's got."

➤ Clemson head football coach Dabo Swinney took a visit to Humphries' high school, Dorman, before the 2011 season to scout eventual signee Charone Peake during a basketball game. But once the game began, Swinney couldn't help but notice Dorman's 5-foot-11 point guard running the show. "I go watch a basketball game at Dorman High School to see Charone Peake, and I'm going, 'Dang, who's this point guard?'" Swinney said. "And I've got Coach (Dave) Gutshall going, 'Well that's the best football player I've got on the team.' And I'm like, 'Really? We need to watch this guy a little bit.' He played corner, he played receiver, he played running back, he played quarterback. He was the best football player on the team. Adam Humphries was his name. I don't think he had any offers. So we offer the guy, 'Well, we're only offering the guy to get Charone Peake. No, no, no. We want Humphries.'"

➤ Humphries maintains a friendship with former Clemson teammate DeAndre Hopkins.

➤ After going down with an injury in the 2019 season, Humphries adopted a shiba inu puppy, Gigi, to keep him company.

➤ An avid golfer, Humphries is around a 7 handicap.

➤ During the unique 2020 offseason, Humphries helped pass the time by playing video games. His main purpose was to connect with old friends from high school and college, and former teammates from the Buccaneers. He enjoys Fortnite and Rory McIlroy PGA Tour.

### **CB ADOREE' JACKSON**

➤ Jackson was a long jumper and sprinter on USC's track team in the springs of 2015 and 2016, winning the Pac-12 outdoor long jump title both years (and placing second in the Pac-12 100 meters in 2016) and earning All-American status both years after twice placing fifth in the NCAA long jump. He also placed 10th in the long jump during the U.S. Olympic Trials.

➤ Vianca Jackson, a survivor of breast cancer, served as the team's Honorary 12th Titan prior to the team's 2017 Breast Cancer Awareness Game (Oct. 16).

➤ Jackson's father, Chris Jackson, is the ultimate grill master and can be found at Titans home games smoking turkey legs, Cornish hams, chicken, rabbits, alligator and frog legs for a pre-game tailgate among family and friends, as well as a post-game meal with players and coaches. He makes all of his own rubs and sauces and has been cooking since 1984.

➤ Jackson, business partner James Moore, and Jay Levine co-founded Kor Media Entertainment (KME), a Los Angeles-based entertainment agency under the Warner Brothers Digital umbrella. Their tagline is "Where Creatives Come to Play" and their goal is to create culture relevance for both creators and brands through interactive and labs which a focus on gaming and esports.

➤ Jackson is a Reese's Peanut Butter Cups enthusiast. He names creator Harry Burnett Reese as a historical person he would have loved to meet. "He's a genius. That's by far and away my favorite candy. I eat that like it ain't nothing."

➤ Jackson watched the movie "Space Jam" continuously as a child to the point he memorized most of the movie.

➤ In May 2018, Jackson and his business partner James Moore paid for the burial costs of Jaylon McKenzie, an eighth-grade football player who was killed by a stray bullet. McKenzie, a St. Louis, Ill., native, grew up idolizing Jackson.

### **DB CHRIS JACKSON**

➤ A two-time state track champion in high school, Jackson runs a 4.47 second 40-yard dash. "I still work out like a track athlete when I can," Jackson said. "I watch it a lot and keep up with it."

➤ He has a love of cars that he attributes to his father and uncle, the latter of which does competitive drag racing. Jackson lists his top three cars as a 1969 Camaro, a 1984 Buick Grand National and a Ferrari F40.

➤ Jackson was a two-time Florida state high school track champion in the 110-meter hurdles, and a runner-up in the 300 hurdles.

### **C BEN JONES**

➤ Jones switched from jersey #61 to #60 prior to his senior season at Georgia, to honor his father, Steve, a former collegiate star, who was killed

in a helicopter crash when he was 10 years old.

➤ Jones' pregame ritual consists of walking barefoot on the field "to get a feel for the turf." The routine began before one game with his brother in high school and after enjoying success that night, it has continued ever since.

➤ When he was 10 years old, Jones suffered a blow to the head with a baseball bat. The impact caused a blood clot to develop on his brain and fractured his skull. The injury kept him out of all athletic activity for a year.

➤ In 2017, Jones established The Jones Mission Fund at The Community Foundation to provide at-risk youth with opportunities they might otherwise not have.

➤ For the past three offseasons, Jones and his wife has hosted the annual Ben Jones Celebrity Clay Shoot. The three events combined have raised more than \$400,000 benefitting The Jones Mission Fund.

➤ Jones hosts a free Friday Night Lights youth football camp in his native Alabama every June.

➤ Jones sponsors a trip to a Titans game each fall for the seniors of his high school's football team in Alabama. The experience includes round trip transportation from his hometown, tickets, a private tailgate, swag bags, and a meet-and-greet with a tour of the Titans practice facility after the game with Jones.

➤ Jones' brother, Clay, played baseball for the University of Alabama and then was drafted by the Detroit Tigers

### **DL DAQUAN JONES**

➤ Jones has a reputation as an upbeat, positive influence. "I've always had that positive mindset, even when things weren't as good," he says. "The guys laugh at me sometimes because I'm always smiling ... It's not that I'm happy all the time, but I just feel like in today's world, if you let anything get you down, it will. The smallest thing will turn into the biggest problem if you let it, so I just try my best to keep a positive mindset."

➤ Jones majored in criminal justice at Penn State and spent a portion of his 2013 summer as an intern observing the Spring Township Police Department near State College.

➤ Jones entered the Penn State program after being rated the second-best offensive lineman in the nation during his playing days at Johnson City High School. He switched to the other side of the ball and made an immediate impact as a true freshman.

➤ Jones lists his father, Steve, as the most inspirational person in his life. Steve raised DaQuan as a single father and one of his father's greatest traits is that he works extremely hard in everything he does. Steve works as an executive chef at Cornell University.

➤ Jones is in the process of launching his own non-profit organization called "Create Your Legacy." In June 2019, he hosted the DaQuan Jones Create Your Legacy Football Camp for more than 100 kids ages 11-18 at Johnson City (N.Y.) High School.

➤ Jones has four dogs, one of which he named Titan.

### **CB JOHNATHAN JOSEPH**

➤ Joseph established the Johnathan Joseph Foundation in December 2012 to create and support programs that emphasize character development, to promote academic excellence and to support and create initiatives for disadvantaged youth from single-parent homes.

➤ Joseph holds an annual football camp at Northwestern High School for youth in his hometown of Rock Hill, S.C.

➤ Joseph annually hosts "Operation Backpack" to offer students in Rock Hill, S.C. new backpacks for the upcoming school year.

➤ During the 2017 season, Joseph donated \$5,000 per interception, \$1,000 for every pass defensed and \$250 per tackle to Habitat for Humanity in Houston for Hurricane Harvey relief.

➤ Joseph's father, John, worked at a cotton mill for over 30 years taking just one sick day over that timespan. He credits his father for molding him into the man he is today and instilling core values.

### **DB JOSHUA KALU (pronounced kuh-LOO)**

➤ In the 2020 offseason during the COVID-19 pandemic, Kalu spent time giving back to his hometown of Houston, Texas. He partnered with local restaurants and hand-delivered free meals to healthcare workers fighting the pandemic.

➤ Kalu was heavily involved in the Lincoln community while at Nebraska. He was named to the Brook Berringer Citizenship Team and the Tom Osborne Citizenship Team as a sophomore, junior and senior for his work with Make-A-Wish, NFL Fuel Up to Play 60, the Souper Bowl of Caring, Husker Heroes and Husker Hotline, as well as local hospital and school



## TITANS TIDBITS: THE BEST OF TITANS OFF-THE-FIELD NOTES

outreach events.

➤ He earned his degree in child, youth and family studies in December of 2017, finishing his undergraduate work in 3 1/2 years.

### **T DENNIS KELLY**

➤ Kelly went back to school during the 2014 offseason to earn his degree in organizational leadership from Purdue, and in May 2019, Kelly received his MBA from the Kelley School of Business at Indiana University.

➤ Kelly is an avid professional wrestling fan that does not let the opportunity pass him by whenever a live WWE show is in town. He lists the Undertaker as the one person in the world he would like to have dinner with.

➤ Kelly's brother, Tim, played football at Eastern Illinois and is currently the offensive coordinator for the Houston Texans.

➤ Kelly's favorite football player growing up was former Titans great Jevon Kearse.

➤ Kelly claims that the biggest influence on his life and career has been his entire family. "We're a Southside [Chicago] Irish family, so we share a really tight bond and they've inspired me to get to where I am today."

### **P BRETT KERN**

➤ Kern's father, Cal, is a former professional soccer goalie.

➤ Kern is an avid golfer that sports a +1 handicap. He picked the game up late in his high school years and caddied for three summers at Inverness Golf Club while in college.

➤ Kern played basketball and was a long jumper and high hurdler in high school.

### **OLB HAROLD LANDRY III**

➤ Landry could have entered the NFL Draft following his 16.5-sack junior season at Boston College. However, he chose to stay in school and received his degree in communications in December 2017.

➤ Landry enjoys traveling. One of his favorite getaways is Destin, Fla.

➤ He and his son, Greyson, share the same June 5 birthday.

➤ Landry's 26 career sacks at Boston College were exceeded in school history by only Mathias Kiwanuka (37.5 from 2002-05).

➤ In 2016, he set a Boston College record and led the nation with 16.5 sacks. His seven forced fumbles also ranked first nationally.

### **T TAYLOR LEWAN (pronounced leh-WAHN)**

➤ Lewan is the co-founder of the popular podcast Bussin' With The Boys with teammate Will Compton. The two friends host guests on an old Monte Carlo Budweiser bus and discuss any and everything.

➤ Lewan owns a taxidermied beaver named Steve. The fedora-donning stuffed rodent, who was a gift from Lewan's wife, Taylin, makes appearances around the Titans locker room, often appearing at the locker of an unsuspecting rookie.

➤ Lewan chose to wear jersey number 77 at Michigan and then at the pro level because of the legacy of Wolverine tacklers who have donned the number, including Jake Long and Jon Jansen.

➤ Lewan has a mustache tattooed on his right index finger and a stick figure tattooed on the outside edge of his right hand that he calls his "right-hand man."

➤ One of Lewan's close friends is former Carolina Panthers defensive end Craig Roh. The two played together as high school seniors and then went to Michigan at the same time.

➤ At the 2014 NFL Scouting Combine, Lewan ran the 40-yard dash in 4.87 seconds, beating all other offensive linemen in his class and clocking the fourth-fastest time among offensive linemen from 2010-14. He also ranked among the top offensive linemen at the 2014 combine in the broad jump (first at nine feet, nine inches), vertical jump (tied for third at 30.5 inches) and three-cone drill (fourth at 7.39 seconds).

### **LB DAVID LONG JR.**

➤ David's father, David Sr., is a former professional boxer who went 12-5-2 as a heavyweight. He once fought future world champ Deontay Wilder.

➤ During the offseason, Long still uses on-the-bell, three-minute-round boxing training to focus on his mental awareness. In 2018, Long Jr. went into the ring with headgear against his old man for the first time. They went for three 90-second rounds. "He busted up my lip, but it was fun," Long Jr. says. "He was really iffy that I knew how to throw my hands for real. It was just jabs, but it's grown-man strength."

➤ Long was a high school teammate of safety Mike Edwards, who was drafted by the Tampa Bay Buccaneers in the third round of the 2019 NFL

Draft.

### **DT ISAIAH MACK**

➤ For part of his time at Chattanooga, Mack's position coach was former Titans and Mocs defensive lineman Tony Brown.

➤ Mack is extremely close with his mother, Sequoyah, who calls him 'D' because his middle name is Dwight.

➤ Mack's mother is a nurse and he initially majored in nursing at Chattanooga. He switched to criminal justice after taking a course in violence against women as a freshman.

➤ He lists his favorite hobby as 'going mudding' in his pickup truck, and also enjoys hunting, fishing and cooking

### **RB JEREMY MCNICHOLS**

➤ McNichols was coached by hip-hop artist Snoop Dogg while playing youth football in the Snoop Youth Football League in Los Angeles, Calif. McNichols played both alongside and against numerous NFL players. The SYFL serves children between the ages of five and 13 years old, teaching them the values of teamwork, good sportsmanship, discipline, and self-respect, while also stressing the importance of academics.

### **CB CHRIS MILTON**

➤ Milton is related to former NFL running back Tashard Choice, who played six seasons (2008-2013) in the NFL with the Dallas Cowboys, Washington, Buffalo Bills and Indianapolis Colts.

➤ Milton had the opportunity to learn from Pro Football Hall of Famer Champ Bailey. Their families were close, and when Milton was getting ready for the NFL, he reached out to Bailey for tips. They trained together during the weeks leading up to the draft. Now if he ever has questions, he still reaches out to the legendary cornerback.

➤ Milton enjoys fishing in his free time and when he is not playing or training for football he feels like a full-time fisherman on the water.

### **C DANIEL MUNYER**

➤ As a senior at Colorado, Munyer was awarded the department of communication's Academic Leadership Award for his dedication to learning and strong positive presence in the classroom.

➤ He earned his degree in communication, with a certificate in digital media from Colorado in December 2014. He was named to the honorable mention Pac-12 All-Academic Team as a redshirt freshman, sophomore and junior.

➤ He enjoys fishing, hiking, playing video games, hanging out with friends and watching movies and lists the best movie he has seen recently as the *Book of Eli*.

### **DL LARRELL MURCHISON**

➤ Murchison grew up working with his mother at her restaurant in Elizabethtown called Glenda's Just Desserts and Lunch Counter, which she has owned for 10 years. He would work doing whatever needed to be done – mopping floors, sweeping, waiting tables and taking orders. "Everything is good, but if you go, I'd say start with the fried pork chops, mac and cheese and cabbage."

➤ Murchison loves everything music and enjoys playing the drums. His dad played drums in the church when he was younger, and he just followed in his footsteps.

### **RB SENORISE PERRY (first name pronounce suh-nah-RISS)**

➤ Perry wasn't among the rookie free agents signed in the days following the 2014 NFL Draft. He hit the tryout circuit and hoped to make an impression. Perry was one of two players signed by the Chicago Bears after a May tryout. He excelled on special teams in the preseason games and sealed his 53-man roster spot as an undrafted free agent.

➤ Perry excelled in track and field as a high school senior, winning the Georgia state titles in the 100 meters and long jump.

➤ Perry's hobbies include photography, and he has a desire to learn how to deep sea fish.

### **TE MYCOLE PRUITT**

➤ The name MyCole has a unique origin. Pruitt's mother's name is Colette. Cole means "people's victory" in Greek baby names. She named him MyCole for My-Victory. MyCole is his mother's victory.

➤ Named best tight end in Missouri Valley Football Conference history as part of the MVFC's 30-year anniversary celebration.

➤ Pruitt graduated in December 2014 with a bachelor's degree in industrial

## TITANS TIDBITS: THE BEST OF TITANS OFF-THE-FIELD NOTES

technology from Southern Illinois.

➤ Pruitt attended the same high school as former NFL wide receiver Jeremy Maclin.

### **WR KALIF RAYMOND**

➤ Raymond was a dual-sport collegiate athlete, competing in football as well as track and field during his senior season at Holy Cross. He placed second in the 100-meter dash at the 2015 New England Outdoor Championship with a time of 10.71 seconds.

➤ Raymond received little interest from college football programs when he was a student at Greater Atlanta Christian (Ga.) High School, partly due to a serious injury he suffered as a senior. Undeterred, he began sending emails to colleges with football programs with high academic standards. The only schools to respond were Lehigh, Georgetown and Holy Cross, and he chose the latter.

➤ In preparation for the 2016 NFL Draft, Raymond, who was not invited to the NFL Scouting Combine, was allowed to participate in Harvard's pro day since Holy Cross did not host a pro day.

### **OLB DERICK ROBERSON (pronounced ROW-ber-son)**

➤ Roberson enjoys painting on and designing sneakers and cleats.

➤ Roberson is unsure how many tattoos he has at this point, but he has drawn and designed some of the ones he has inked on his body.

### **G RODGER SAFFOLD III**

➤ Saffold is the owner of competitive "Call of Duty" and "Fortnite" teams called Rise Nation. He invested in the video game industry in April 2014.

➤ His father, Rodger II, played football at the University of Iowa in the mid-1970s.

➤ Rodger and his wife Asia grew up on the same street as eight-year olds in Ohio. The childhood friend's romance didn't begin until quite awhile later when the two re-connected on Facebook during Saffold's second-year with the Rams.

### **T TY SAMBRAILO**

➤ Sambrailo is an avid skier who as a youth earned USSA titles in the slalom, giant slalom and super-G events for his age group.

➤ Sambrailo's dad, Mark, graduated from the University of Colorado, where he was a pole vaulter, his brother, Erik, also is a CU graduate and competed as a skier in the Junior Olympics, his sister, Kiersten, played volleyball at Oregon State, and his grandfather, Bill Sambrailo, played football at Santa Clara, helping the team to a berth in the Orange Bowl.

### **DT JEFFERY SIMMONS**

➤ During college Simmons was a two-time member of the SEC Academic Honor Roll.

➤ Simmons' brother, Dylan Bradley, played football at Southern Miss and then spent time with the Minnesota Vikings. His uncle, Jason Hatcher, played 10 total seasons with the Dallas Cowboys and Washington.

➤ Away from football, Simmons enjoys fishing and spending time outdoors.

### **TE JONNU SMITH (first name pronounced JAH-new)**

➤ Smith competed in weightlifting, finishing second in the county in the 219-pound weight class in high school at West Port.

➤ Smith credits his mother, Karen, for his successes. Jonnu's father passed away as a result of a tow truck accident when he was four years old and his mother raised all six children by herself. "My mother is my rock. It was tough, but we always got what we needed—not necessarily what we wanted all the time—but what we needed. She was so strong all the time."

➤ Smith endured a lot of challenges as a youngster in Philadelphia and after his brother was arrested and one of his friends was killed on the streets, a decision needed to be made. His family didn't have the financial means to just uproot, so for his own safety Jonnu moved in with his mother's sister and brother-in-law, Darla and Mike Kirkland, in Ocala, Fla. He started playing high school football and even though he was far from a touted recruit, he earned a scholarship to Florida International where his play took off.

➤ Smith's best friend Willie "Quasim" Jefferson tragically died from a gun shot in October 2016. Jonnu gave his son the middle name Quasim in honor of him.

### **CB TYE SMITH**

➤ In 2018, Smith began hosting the annual "Simple Greatness" youth

football clinic at St. Augustine University in his hometown of Raleigh, N.C. Smith says Simple Greatness to him means, "It can't be measured. It means heart, dedication. It's all the intangibles that we as a society overlook because we look so much at things we can measure."

➤ Smith enjoys volunteering his free time in the community and he helped raise money for Habitat for Humanity in 2018 with a bowling event and kids field day activity in his hometown of Raleigh, N.C.

➤ He has his own website, [www.simplegns.com](http://www.simplegns.com).

### **TE GEOFF SWAIM**

➤ Two-time member of the Big 12 Commissioner's Honor Roll.

➤ Brother, Mycal, also attended Butte College and then played safety at Eastern Michigan (2012-13) before signing as a free agent with the Tampa Bay Buccaneers following the 2014 NFL Draft.

### **QB RYAN TANNEHILL**

➤ Ryan founded the Tannehill's A.C.E.S. (Achieving Community Educations Success) program with wife, Lauren, which consisted of 17 sophomores from American Senior High School and is focused on awarding scholarships to the participating students who strive for good grades and took on an active role in their community by hosting monthly events to reward the students and help them give back to the community.

➤ Ryan's father, Tim, played wide receiver at Texas Tech from 1985-87.

### **S KENNY VACCARO**

➤ Vaccaro traveled to Kenya during the 2016 offseason with former Texas and Saints teammate Alex Okafor and is involved in community and fundraising efforts to construct a school in the region.

➤ Vaccaro's uncle, A.J. Johnson, played for Washington (1989-94), helping them to Super Bowl XXVI win before spending a season with the San Diego Chargers (1995).

➤ Vaccaro founded the Kenny Vaccaro Foundation to provide economically challenged students with literacy and education resources so that they can achieve academic excellence, develop confident personal skills, and make positive decisions to avoid high risk behavior.

### **WR NICK WESTBROOK-IKHINE (pronounced uh-KEEN-UH)**

➤ Westbrook-Ikhine attended Lake Mary (Fla.) High School where he set the program's career, single-season and single-game receiving yardage and touchdowns records.

➤ He also lettered in lacrosse and track and field in high school, participating in the 300-meter hurdles, long jump and triple jump.

➤ Graduated with a business marketing degree in December 2019 from Indiana's No. 10 ranked Kelley School of Business.

### **T ISIAH WILSON**

➤ Wilson enjoys watching cartoons, and he has a particular fondness for "SpongeBob SquarePants." "I can really dissect it deeply and learn a lot from it," he says.

➤ Wilson is comfortable working in the kitchen, dishing out everything from French toast to mac and cheese and collard greens to his family. He was employed at a summer camp for three summers in high school, spending much of that time in the camp kitchen.

➤ One of his rituals is eating an ice cream sundae the night before every game.

➤ Wilson welcomed the opportunity to begin his career in Music City. He listens to a diverse range of music, listing Travis Scott, Brantley Gilbert, Aretha Franklin and Mötley Crüe as a sampling of his many favorites.

➤ Prior to being drafted by the Titans, Wilson, a video game enthusiast, would choose the Titans when he played Madden NFL because of Derrick Henry. "You can't stop him," Wilson says.

### **QB LOGAN WOODSIDE**

➤ In his free time, Woodside enjoys playing golf and fishing in his home state of Kentucky.

➤ His hometown of Frankfort, Ky., is a three-hour drive from Nashville.

➤ During the 2019 offseason, Woodside played for the Alliance of American Football League's San Antonio Commanders. In seven AAF games, he completed 116 of 201 passes for 1,385 yards and seven touchdowns.

# THIS WEEK'S MEDIA CALENDAR

All media availabilities will take place via video conferencing unless otherwise noted.

29 Tuesday	30 Wednesday	1 Thursday	2 Friday	3 Saturday	4 Sunday	5 Monday
<p><b>11:55 a.m.</b> Defensive assistant coaches available</p>	<p><b>TBA</b> Conference call for Nashville media with Steelers coach Mike Tomlin</p> <p><b>11 a.m.</b> Mike Vrabel Press Conference</p> <p><b>11:15 a.m.-12 p.m.</b> Ryan Tannehill, additional players available</p> <p><b>12:20 p.m.</b> Practice (stretch, individual periods open to media)</p>	<p><b>8:40-9:10 a.m.</b> Coordinators available</p> <p><b>11 a.m.</b> Mike Vrabel Press Conference</p> <p><b>11:15 a.m.-12 p.m.</b> Derrick Henry, additional players available</p> <p><b>12:20 p.m.</b> Practice (stretch, individual periods open to media)</p>	<p><b>11 a.m.</b> Practice (stretch, individual periods open to media)</p> <p><b>12:20 p.m.</b> Mike Vrabel press conference, players available</p>	<p><b>No Access</b> Travel Day</p>	<p><b>Titans vs. Steelers</b> Noon CDT Nissan Stadium</p>	<p><b>TBA</b> Mike Vrabel Press Conference</p>

## TITANS RADIO AFFILIATES

Titans Radio brings football to fans across the Mid-South in one of the NFL's largest radio networks, including Nashville flagship 104.5 The Zone.

Play-by-play announcer **Mike Keith** connection with pro football across the Mid-South dates back to 1996, a year before the Oilers arrived in Tennessee, and he became the "Voice of the Titans" in 1999. Former Titans assistant coach and NFL head coach **Dave McGinnis** began serving as Titans Radio's color analyst in 2017, while Titans Radio gameday host **Rhett Bryan's** involvement with the broadcast dates back to 1997. **Jonathan Hutton** has been a member of the Titans Radio gameday crew since 2014, while **Amie Wells** has been reporting on the sidelines since 2018.

### TITANS RADIO AFFILIATES:

Flagship			
Nashville	WGFX	FM	104.5
Tennessee			
Camden	WRJB	FM	95.9
	WFWL	AM	1220
Centerville	WNKX	FM	96.7
Chattanooga	WGOW	FM	102.3
	AM	1150	
Clarksville	WKFN	AM	540
	FM	104.1	
Cleveland	WCLE	FM	104.1
Columbia	WMCP	AM	1280
Cookeville	WKXD	FM	106.9
Fayetteville	WYTM	FM	105.5
Jackson	WZDQ	FM	102.3
Knoxville	WOKI	FM	98.7
Lawrenceburg	WTNX	FM	106.7
Lebanon	WANT	FM	98.9
Lebanon	WCOR	AM	1490
Lewisburg	WJJM	FM	94.3
Manchester	WMSR	FM	107.9
	AM	1230	
Memphis	WMFS	FM	92.9
	AM	680	
Memphis	WMC	AM	790
Morristown	WCRK	FM	105.7
Nashville	WGFX	FM	104.5
Pulaski	WKSR	FM	100.9
	AM	1420	
Tri-Cities	WXSM	AM	640
Union City	WQAK	FM	105.7
Waverly	WQMV	FM	93.5
	AM	1060	
Winchester	WCDD	AM	1340
Alabama			
Birmingham	WJOX	FM	94.5
Florence	WQLT	FM	107.3
Huntsville	WUMP	AM	730
	FM	103.9	
Huntsville	WVNN	AM	770
	FM	92.5	
Scottsboro	WWIC	AM	1050
Kentucky			
Benton	WCBL	AM	1290
Bowling Green	WPTQ	FM	105.3
Cadiz	WKDZ	FM	106.5
Elizabethtown	WIEL	FM	106.1
	AM	1400	
Hardinsburg	WXBC	FM	104.3
Henderson	WSON	AM	860
	FM	96.5	
Madisonville	WWKY	FM	97.7
Owensboro	WVJS	FM	92.9
	AM	1420	
Paducah	WPAD	FM	99.5
	AM	1560	

## MEDIA CONTACT INFORMATION

Titans Practice Facility/Training Camp Site:  
**Saint Thomas Sports Park**  
 460 Great Circle Road  
 Nashville, TN 37228

Nissan Stadium:  
 One Titans Way  
 Nashville, TN 37213

Media-Only Website/Credential Application:  
[www.TennesseeTitans.com/media/credentials](http://www.TennesseeTitans.com/media/credentials) (username and password available through Titans media relations)

Phone:  
 (615) 565-4000 (main)  
 (615) 565-4100 (media relations)  
 (615) 565-4200 (ticket office)

Titans Media Relations:

**Robbie Bohren** | Senior Director of Communications  
 (615) 565-4101 | [rbohren@titans.nfl.com](mailto:rbohren@titans.nfl.com)

**Dwight Spradlin** | Assistant Director of Media Relations  
 (615) 565-4102 | [dspradlin@titans.nfl.com](mailto:dspradlin@titans.nfl.com)


**Jared Puffer** | Media Relations Manager  
 (615) 565-4107 | [jpuffer@titans.nfl.com](mailto:jpuffer@titans.nfl.com)

**Kate Guerra** | Team Publicist  
 (615) 565-4139 | [kguerra@titans.nfl.com](mailto:kguerra@titans.nfl.com)

**Kim Smith** | Media Relations Coordinator  
 (615) 565-4103 | [ksmith@titans.nfl.com](mailto:ksmith@titans.nfl.com)

**Arden Shirley** | Media Relations Seasonal Assistant  
 (615) 565-4123 | [ashirley@titans.nfl.com](mailto:ashirley@titans.nfl.com)





Click to access the 2020 Titans Media Guide

## TITANS TV RATINGS

2020 Titans television ratings in the Nashville market:

Date/Opponent	Day/Time	Network	Rating/Share	Rank
9/14 at Den	Mon. 9:20 p.m.	ESPN/WZTV	18.4/43	1
9/20 vs Jax	Sun. noon	CBS	23.5/48	1
9/27 at Min	Sun. noon	CBS	TBA	TBA
10/4 vs. Pit	Sun. noon	CBS	-	-
10/11 vs Buf	Sun. noon	CBS	-	-
10/18 vs Hou	Sun. noon	CBS	-	-
11/1 at Cin	Sun. noon	CBS	-	-
11/8 vs Chi	Sun. noon	FOX	-	-
11/12 vs Ind	Thu. 7:20 p.m.	FOX/NFLN	-	-
11/22 at Bal	Sun. noon	CBS	-	-
11/29 at Ind	Sun. noon	CBS	-	-
12/6 vs Cle	Sun. noon	CBS	-	-
12/13 at Jax	Sun. noon	CBS	-	-
12/19-20 vs Det	TBD	TBD	-	-
12/27 at GB	Sun. 7:20 p.m.	NBC	-	-
1/3 at Hou	Sun. noon	CBS	-	-
<b>2020 Regular Season Average</b>			<b>21.0 / 46</b>	

Note: One rating point is equal to 10,218 TV homes in the Nashville television market

Previous yearly Titans television ratings in the Nashville market (regular season only):

Season	Rtg/Shr	Season	Rtg/Shr	Season	Rtg/Shr
2019	24.1/44	2012	23.5/39	2005	21.8/42
2018	22.7/39	2011	27.7/46	2004	26.5/48
2017	19.9/35	2010	30.2/50	2003	33.4/57
2016	22.0/38	2009	30.9/50	2002	26.8/49
2015	21.3/37	2008	32.4/55	2001	24.5/42
2014	20.7/36	2007	28.6/49	2000	29.1/50
2013	25.0/41	2006	23.0/42	1999	19.8/35

## FREE LIVE ONLINE STREAMING

### Local & Primetime Games Only

Watch Titans games live for free in the official Titans Mobile App (iOS & Android) and on TennesseeTitans.com mobile web.

Primetime and nationally televised games are free and available to anyone located in the United States. Local market games are restricted. Please check local TV listings for availability.

Be sure to "Allow Location Access" if and when prompted to access the live stream.

For more information, [CLICK HERE](#).

[DOWNLOAD THE TITANS MOBILE APP](#)

Geographic and device restrictions apply. Local & primetime games only. Data charges may apply.

## TITANS ON THE AIR

Programs listed for the Nashville market. Outside of Nashville, check local listings for Titans Radio and "Titans All Access" stations and times.

### MONDAYS

#### Radio

"The Mike Vrabel Show" | 6-7 p.m. | Titans Radio/104.5 The Zone

### TUESDAYS

#### Radio

"Titans Tonight" with Keith Bulluck | 6-7 p.m. | Titans Radio/104.5 The Zone

#### TV

"The Mike Vrabel Show" | 6:30-7 p.m. | WKRN News 2

### WEDNESDAYS

#### Radio

"Mac Talk" with Dave McGinnis | 6-7 p.m. | 104.5 The Zone

#### TV

"Titans Blitz" with Eddie George | 6:30-7 p.m. | MyTV 30

### SATURDAYS

#### TV

"Titans All Access" | 11:30 a.m.-noon | FOX 17

### SUNDAYS

#### TV

"Titans All Access" | 10:30-11 a.m. | FOX 17

#### Radio (Noon Kickoff)

"Countdown to Kickoff" | 10-11 a.m. | 104.5 The Zone

"Titans Countdown" | 11 a.m.-12 p.m. | Titans Radio/104.5 The Zone

"Titans Postgame Show" | 3-5 p.m. | 104.5 The Zone

## THE OTP: OFFICIAL TITANS PODCAST

Hosted by **Mike Keith** and **Amie Wells**, The OTP features contributions from TennesseeTitans.com senior writer/editor **Jim Wyatt**, Titans Radio analyst **Dave McGinnis** and various Titans players and guests each week throughout the season. The OTP is available at [TennesseeTitans.com/podcasts](#).

## TITANS ALL ACCESS

The Titans' 30-minute, official magazine-style TV show returns for its 18th season in 2020. **Mike Keith** and **Amie Wells** co-host the show, joined by Titans general manager **Jon Robinson**.

Titans All Access features a variety of long-form stories every week. The show always reviews and previews Titans games, but also shares on-and-off-field stories about the players, coaches and their families. Other Titans All Access staples include one-on-one chats with players and exclusive insight from Robinson, plus Titans news from TennesseeTitans.com senior writer/editor **Jim Wyatt**.

Titans All Access is shown locally on Nashville's FOX 17 Saturdays at 11:30 a.m. and Sundays at 10:30 a.m. It also airs in Nashville on CW 58 and on MyTV 30.

Titans All Access also has affiliates in Memphis, Knoxville, Chattanooga, Jackson, Huntsville and Paducah.



## 2020 NFL DIVISIONAL STANDINGS

AFC East	W	L	T	Pct	Home	Road	Div	Conf
Buffalo Bills	3	0	0	1.000	2-0	1-0	2-0	2-0
New England Patriots	2	1	0	0.667	2-0	0-1	1-0	2-0
Miami Dolphins	1	2	0	0.333	0-1	1-1	0-2	1-2
New York Jets	0	3	0	0.000	0-1	0-2	0-1	0-2

AFC North	W	L	T	Pct	Home	Road	Div	Conf
Pittsburgh Steelers	3	0	0	1.000	2-0	1-0	0-0	2-0
Baltimore Ravens	2	0	0	1.000	1-0	1-0	1-0	2-0
Cleveland Browns	2	1	0	0.667	2-0	0-1	1-1	1-1
Cincinnati Bengals	0	2	1	0.167	0-1	0-1-1	0-1	0-2

AFC South	W	L	T	Pct	Home	Road	Div	Conf
Tennessee Titans	3	0	0	1.000	1-0	2-0	1-0	2-0
Indianapolis Colts	2	1	0	0.667	2-0	0-1	0-1	1-1
Jacksonville Jaguars	1	2	0	0.333	1-1	0-1	1-1	1-2
Houston Texans	0	3	0	0.000	0-1	0-2	0-0	0-3

AFC West	W	L	T	Pct	Home	Road	Div	Conf
Kansas City Chiefs	2	0	0	1.000	1-0	1-0	1-0	2-0
Las Vegas Raiders	2	1	0	0.667	1-0	1-1	0-0	0-1
Los Angeles Chargers	1	2	0	0.333	0-2	1-0	0-1	1-1
Denver Broncos	0	3	0	0.000	0-2	0-1	0-0	0-2

NFC East	W	L	T	Pct	Home	Road	Div	Conf
Washington Football Team	1	2	0	0.333	1-0	0-2	1-0	1-1
Dallas Cowboys	1	2	0	0.333	1-0	0-2	0-0	1-2
Philadelphia Eagles	0	2	1	0.167	0-1-1	0-1	0-1	0-2
New York Giants	0	3	0	0.000	0-2	0-1	0-0	0-2

NFC North	W	L	T	Pct	Home	Road	Div	Conf
Green Bay Packers	3	0	0	1.000	1-0	2-0	2-0	3-0
Chicago Bears	3	0	0	1.000	1-0	2-0	1-0	3-0
Detroit Lions	1	2	0	0.333	0-1	1-1	0-2	1-2
Minnesota Vikings	0	3	0	0.000	0-2	0-1	0-1	0-1

NFC South	W	L	T	Pct	Home	Road	Div	Conf
Tampa Bay Buccaneers	2	1	0	0.667	1-0	1-1	1-1	1-1
New Orleans Saints	1	2	0	0.333	1-1	0-1	1-0	1-1
Carolina Panthers	1	2	0	0.333	0-1	1-1	0-1	0-1
Atlanta Falcons	0	3	0	0.000	0-2	0-1	0-0	0-3

NFC West	W	L	T	Pct	Home	Road	Div	Conf
Seattle Seahawks	3	0	0	1.000	2-0	1-0	0-0	2-0
Arizona Cardinals	2	1	0	0.667	1-1	1-0	1-0	2-1
Los Angeles Rams	2	1	0	0.667	1-0	1-1	0-0	2-0
San Francisco 49ers	2	1	0	0.667	0-1	2-0	0-1	1-1

GAME PREVIEW

TEAM NOTES

PLAYER NOTES

MEDIA

STATISTICS

ROSTERS

## TITANS OFFENSIVE AND DEFENSIVE RANKINGS BY THE WEEK AND BY THE SEASON

2020 Season		NFL OFFENSE			AFC OFFENSE		
Week	Opp.	Tot	Rush	Pass	Tot	Rush	Pass
1	at Den	12T	14	12	3T	7	4
2	Jax	18	14	18T	10	8	9T
3	at Min	11	13	10	5	7	4
4	Pit						
5	Buf						
6	Hou						
7	Bye						
8	at Cin						
9	Chi						
10	Ind						
11	at Bal						
12	at Ind						
13	Cle						
14	at Jax						
15	Det						
16	at GB						
17	at Hou						

2020 Season		NFL DEFENSE			AFC DEFENSE		
Week	Opp.	Tot	Rush	Pass	Tot	Rush	Pass
1	at Den	11	13T	14	7	7T	9
2	Jax	26	23	23	14	11	11
3	at Min	29	29	23	16	14	12
4	Pit						
5	Buf						
6	Hou						
7	Bye						
8	at Cin						
9	Chi						
10	Ind						
11	at Bal						
12	at Ind						
13	Cle						
14	at Jax						
15	Det						
16	at GB						
17	at Hou						

**Final regular season offensive team rankings:**

Titans in 2019	12	3	21	5	2	9
Titans in 2018	25	7	29	11	3	14
Titans in 2017	23	15	23	9	8	11
Titans in 2016	11	3	25	5	2	11
Titans in 2015	30	25	25T	16	10	14
Titans in 2014	29	26	22	14	14	11
Titans in 2013	22	14	21	11	7	11
Titans in 2012	26	21	22	12	10	11
Titans in 2011	17	31	12	8	16	5
Titans in 2010	27	17	25	15	10	13
Titans in 2009	12	2	23	6	2	10
Titans in 2008	21	7	27	10	3	12
Titans in 2007	21	5	27	10	3	14
Titans in 2006	27	5	30	12	3	15
Titans in 2005	17	23	9	10	12	5
Titans in 2004	11	14	10	6	10	5
Titans in 2003	8	26	5	4	14	3
Titans in 2002	17	11	20	9	7	11
Titans in 2001	8	12	8T	5	8	4
Titans in 2000	14	7	16	8	6	8
Titans in 1999	13	13	13T	6	9	5T

**Final regular season defensive team rankings:**

Titans in 2019	21	12	24	11	7	13
Titans in 2018	8	18	6	5	8	4
Titans in 2017	13	4	25	5	1	12
Titans in 2016	20	2	30	11	1	16
Titans in 2015	12	18	7	8	12	3
Titans in 2014	27	31	15	16	15	9
Titans in 2013	14	20	11	8	8	6
Titans in 2012	27	24	26	15	11	14
Titans in 2011	18T	24	14	11	11	10
Titans in 2010	26	20	29	13	10	14
Titans in 2009	28	11T	31	14	5T	16
Titans in 2008	7	6	9	3	3	4
Titans in 2007	5	5	10	4	3	9
Titans in 2006	32	30	27	16	15	15
Titans in 2005	19	22	17	10	11	7
Titans in 2004	27	18	26	13	11	12
Titans in 2003	12	1	30	9	1	15
Titans in 2002	10	2	25	5	2	13
Titans in 2001	25	5	31	15	3	16
Titans in 2000	1	3	1	1	2	1
Titans in 1999	17	10	25	12	6	15

# TENNESSEE TITANS OFFENSIVE AND DEFENSIVE STATS, 1999-2019 (REGULAR SEASON)

1999-2019 TITANS - OFFENSE																					
OFFENSE	2019	2018	2017	2016	2015	2014	2013	2012	2011	2010	2009	2008	2007	2006	2005	2004	2003	2002	2001	2000	1999
<b>GAMES (Won-Lost)</b>	9-7	9-7	9-7	9-7	3-13	2-14	7-9	6-10	9-7	6-10	8-8	13-3	10-6	8-8	4-12	5-11	12-4	11-5	7-9	13-3	13-3
<b>FIRST DOWNS</b>	317	289	290	322	298	258	311	260	281	252	288	268	306	261	279	308	310	312	288	299	294
Rushing	104	106	97	115	66	75	103	70	71	73	115	108	118	105	72	85	84	112	87	107	109
Passing	177	156	157	175	195	159	172	166	185	155	154	143	171	133	191	200	211	182	179	167	167
Penalty	36	27	36	32	37	24	36	24	25	24	19	17	17	23	16	23	15	18	22	25	18
<b>YDS GAINED (tot)</b>	5,805	4,998	5,024	5,728	4,988	4,859	5,390	5,010	5,361	4,834	5,623	5,018	4,987	4,810	5,122	5,487	5,501	5,272	5,352	5,350	5,296
Avg per Game	362.8	312.4	314.0	358.0	311.8	303.7	336.9	313.1	335.1	302.1	351.4	313.6	311.7	300.6	320.1	342.9	343.8	329.5	334.5	334.4	331.0
<b>RUSHING (net)</b>	2223	2,023	1,833	2,187	1,485	1,447	1,894	1,687	1,438	1,727	2,592	2,199	2,109	2,214	1,525	1,871	1,623	1,952	1,794	2,085	1,811
Avg per Game	138.9	126.4	114.6	136.7	92.8	90.4	118.4	105.4	89.9	107.9	162.0	137.4	131.8	138.4	95.3	116.9	101.4	122.0	112.1	130.3	113.2
Rushes	445	454	443	476	371	356	462	378	376	406	499	508	543	469	397	420	486	511	468	546	459
Yards per Rush	5.0	4.5	4.1	4.6	4.0	4.1	4.1	4.5	3.8	4.3	5.2	4.3	3.9	4.7	3.8	4.5	3.3	3.8	3.8	3.8	3.9
<b>PASSING (net)</b>	3,582	2,975	3,191	3,541	3,503	3,412	3,496	3,323	3,923	3,107	3,031	2,819	2,878	2,596	3,597	3,616	3,878	3,320	3,558	3,265	3,485
Avg per Game	223.9	185.9	199.4	221.3	218.9	213.3	218.5	207.7	245.2	194.2	189.4	176.2	179.9	162.3	224.8	226.0	242.4	207.5	222.4	204.1	217.8
Passes Att.	448	437	496	504	551	513	533	540	584	474	476	453	464	447	594	589	502	500	515	462	527
Completed	297	293	306	307	342	299	328	318	353	273	271	265	288	226	358	356	315	306	307	286	304
Pct Completed	66.3	67.0	61.7	60.9	62.1	58.3	61.5	58.9	60.4	57.6	56.9	58.5	62.1	50.6	60.3	60.4	62.7	61.2	59.6	61.9	57.7
Yards Gained	3,956	3,255	3,394	3,720	3,893	3,738	3,710	3,577	4,113	3,278	3,104	2,902	3,077	2,748	3,797	3,933	4,031	3,441	3,867	3,430	3,622
Sacked	56	47	35	28	54	50	37	39	24	27	15	12	30	29	31	44	25	21	43	28	25
Yards Lost	374	280	203	179	390	326	214	254	190	171	73	83	199	152	200	317	153	121	309	165	137
Had intercepted	8	12	17	11	17	16	16	16	14	15	15	9	17	19	14	19	9	15	17	16	13
Yards Opp Ret	204	219	262	203	263	214	132	260	167	120	121	88	116	250	293	306	264	179	163	236	227
Opp TDs on Int	0	1	2	3	3	1	1	4	3	1	0	0	0	2	4	2	3	2	2	3	2
<b>PUNTS</b>	78	75	75	77	88	89	79	83	86	77	69	87	73	88	78	79	71	66	85	76	90
Avg Yards	47.1	46.4	49.7	44.2	47.4	46.3	42.9	46.4	43.6	42.9	43.4	42.8	41.9	42.7	43.2	42.9	43.9	41.3	42.0	40.8	42.5
<b>PUNT RETURNS</b>	22	27	36	30	38	30	31	31	47	27	33	34	42	37	45	40	37	28	36	53	40
Avg Return	7.7	8.8	8.5	7.9	8.1	6.9	7.7	15.3	10.4	12.2	6.7	9.7	8.7	12.6	9.3	4.3	11.6	7.8	7.8	12.7	9.0
Returned for TD	0	0	0	0	0	0	0	3	1	1	0	0	0	3	1	0	1	0	0	1	1
<b>KICKOFF RETURNS</b>	30	23	28	33	33	48	44	63	32	64	69	52	52	79	70	79	68	50	71	47	56
Avg Return	21.3	32.0	22.1	19.1	20.6	23.4	24.9	23.6	26.0	24.3	20.5	25.4	21.1	23.2	24.2	19.7	19.1	19.6	19.9	26.1	18.6
Returned for TD	0	1	0	0	0	0	0	1	1	1	0	0	0	0	0	0	0	0	1	0	0
<b>PENALTIES</b>	99	82	85	110	93	111	101	106	104	128	98	108	101	94	125	110	110	112	119	107	114
Yards Penalized	932	727	785	1,012	779	961	900	847	960	1,040	821	855	773	803	1,002	923	887	891	1,025	870	1,069
<b>FUMBLES BY</b>	21	18	10	17	25	23	27	21	17	22	27	18	32	29	27	33	24	20	18	24	17
Fumbles Lost	9	6	8	7	16	10	9	12	8	14	16	8	17	7	12	12	12	10	11	14	9
Opp Fumbles	16	14	23	12	16	7	24	15	20	25	20	28	26	19	20	22	21	22	21	39	39
Opp Fum Lost	9	6	9	6	8	4	12	5	12	8	7	11	12	11	11	12	13	11	11	13	24
<b>POSS. TIME (avg)</b>	28:31	29:28	29:51	30:32	29:25	27:31	30:00	27:18	27:52	25:54	28:27	29:09	31:38	27:17	31:13	31:40	32:52	32:47	31:29	33:48	31:30
<b>TOUCHDOWNS</b>	54	34	33	46	37	28	41	36	34	40	39	41	28	36	33	41	48	42	39	38	46
Rushing	21	15	18	16	10	6	16	10	8	13	19	24	17	15	8	12	11	16	12	14	19
Passing	29	16	14	29	25	20	22	17	22	24	16	13	9	13	20	27	30	22	23	18	23
Returns	4	3	1	1	2	2	3	9	4	3	4	4	2	8	5	2	7	4	4	6	4
<b>EXTRA-PT KICKS</b>	50/52	28/31	31/33	39/41	29/31	27/27	41/41	35/35	34/34	38/38	37/37	40/40	28/28	32/32	30/32	39/39	43/44	36/36	34/35	37/38	43/43
<b>2-PT CONVERSIONS</b>	1/2	0/1	0/0	0/5	3/5	0/1	0/0	1/1	0/0	1/2	1/2	1/1	0/0	3/3	0/1	1/2	3/4	2/6	3/4	0/0	1/3
<b>FIELD GOALS/FGA</b>	8/18	26/30	35/42	22/24	14/16	19/22	25/29	25/31	29/32	24/26	27/32	29/33	35/39	22/28	23/29	19/27	32/37	25/31	20/28	27/33	21/25
<b>POINTS SCORED</b>	402	310	334	381	299	254	362	330	325	356	354	375	301	324	299	344	435	367	336	346	392
<b>TURNOVER DIFF.</b>	+6	-1	-4	0	-14	-10	0	-4	+1	-4	-4	+14	0	+2	-6	-1	+13	+4	-4	0	+19

1999-2019 TITANS - DEFENSE																					
DEFENSE	2019	2018	2017	2016	2015	2014	2013	2012	2011	2010	2009	2008	2007	2006	2005	2004	2003	2002	2001	2000	1999
<b>POINTS ALLOWED</b>	331	303	356	378	423	438	381	471	317	339	402	234	297	400	421	439	324	324	388	191	324
<b>OPP FIRST DOWNS</b>	335	298	323	324	317	357	329	358	324	356	323	276	268	329	294	318	275	297	300	215	300
Rushing	95	98	68	70	101	119	108	122	111	107	89	81	80	121	89	99	79	75	79	62	81
Passing	213	182	231	227	192	211	191	210	187	214	210	166	165	181	180	189	167	197	192	134	193
Penalty	27	18	24	27	24	27	30	26	26	35	24	29	23	27	25	30	29	25	29	19	26
<b>OPP YARDS GAINED</b>	5,752	5,334	5,248	5,720	5,475	5,968	5,407	5,999	5,682	5,883	5,850	4,698	4,665	5,915	5,110	5,724	4,901	4,964	5,515	3,814	5,245
Avg per Game	359.5	333.4	328.0	357.5	342.2	373.0	337.9	374.9	355.1	367.7	365.6	293.6	291.6	369.7	319.4	357.8	306.3	310.3	344.7	238.4	327.8
<b>OPP RUSHING (net)</b>	1,672	1,863	1,420	1,413	1,797	2,195	1,795	2,035	2,053	1,851	1,711	1,502	1,478	2,313	1,894	1,917	1,295	1,424	1,431	1,390	1,550
Avg per Game	104.5	116.4	88.8	88.3	112.3	137.2	112.2	127.2	128.3	115.7	106.9	93.9	92.4	144.6	118.4	119.8	80.9	89.0	89.4	86.9	96.9
Rushes	4																				



# 2020 TENNESSEE TITANS REGULAR SEASON STATISTICS

Won 3, Lost 0

Date	W-L	Score	OT	Opponent	Attendance
09/14	W	16-14		at Denver	0
09/20	W	33-30		Jacksonville	0
09/27	W	31-30		at Minnesota	0
10/04				Pittsburgh	
10/11				Buffalo	
10/18				Houston	
11/01				at Cincinnati	
11/08				Chicago	
11/12				Indianapolis	
11/22				at Baltimore	
11/29				at Indianapolis	
12/06				Cleveland	
12/13				at Jacksonville	
12/20				Detroit	
12/27				at Green Bay	
01/03				at Houston	

Statistic	Tenn.	Opp.
<b>Total First Downs</b>	<b>72</b>	<b>71</b>
Rushing	23	25
Passing	42	43
Penalty	7	3
3rd Down: Made/Att	17/40	17/33
3rd Down Pct.	42.5	51.5
4th Down: Made/Att	2/2	1/3
4th Down Pct.	100.0	33.3
<b>Possession Avg.</b>	<b>30:17</b>	<b>29:43</b>
<b>Total Net Yards</b>	<b>1175</b>	<b>1267</b>
Avg. Per Game	391.7	422.3
Total Plays	210	195
Avg. Per Play	5.6	6.5
<b>Net Yards Rushing</b>	<b>387</b>	<b>498</b>
Avg. Per Game	129.0	166.0
Total Rushes	103	86
<b>Net Yards Passing</b>	<b>788</b>	<b>769</b>
Avg. Per Game	262.7	256.3
Sacked/Yards Lost	3/21	4/37
Gross Yards	809	806
Att./Completions	104/70	105/68
Completion Pct.	67.3	64.8
Had Intercepted	1	4
<b>Punts/Average</b>	<b>10/46.9</b>	<b>10/45.6</b>
Net Punting Avg.	10/43.3	10/43.2
<b>Penalties/Yards</b>	<b>13/112</b>	<b>16/136</b>
<b>Fumbles/Ball Lost</b>	<b>2/0</b>	<b>8/2</b>
<b>Touchdowns</b>	<b>8</b>	<b>10</b>
Rushing	2	3
Passing	6	7
Returns	0	0

Score By Periods	Q1	Q2	Q3	Q4	OT	PTS
<b>Team</b>	<b>20</b>	<b>20</b>	<b>22</b>	<b>18</b>	<b>0</b>	<b>80</b>
<b>Opponents</b>	<b>21</b>	<b>13</b>	<b>14</b>	<b>26</b>	<b>0</b>	<b>74</b>

Scoring	TD	Rush	Rec	Ret	K-PAT	FG	S	PTS
Gostkowski	0	0	0	0	5/7	9/12	0	32
J. Smith	3	0	3	0			0	18
Henry	2	2	0	0			0	12
C. Davis	1	0	1	0			0	6
Humphries	1	0	1	0			0	6
Pruitt	1	0	1	0			0	6
<b>Team</b>	<b>8</b>	<b>2</b>	<b>6</b>	<b>0</b>	<b>5/7</b>	<b>9/12</b>	<b>0</b>	<b>80</b>
<b>Opponents</b>	<b>10</b>	<b>3</b>	<b>7</b>	<b>0</b>	<b>8/9</b>	<b>2/3</b>	<b>0</b>	<b>74</b>

2-Pt Conv: TM 0-1, OPP 0-1

Sacks: Crawford 1, Fulton 1, Simmons 1, Vaccaro 1, **TM 4, OPP 3**  
 FUM/Lost: Tannehill 2/0

Passing	Att	Cmp	Yds	Cmp%	Yds/Att	TD	TD%	Int	Int%	Long	Sack/Lost	Rating
Tannehill	104	70	809	67.3	7.78	6	5.8	1	1.0	63	3/21	105.8
<b>Team</b>	<b>104</b>	<b>70</b>	<b>809</b>	<b>67.3</b>	<b>7.78</b>	<b>6</b>	<b>5.8</b>	<b>1</b>	<b>1.0</b>	<b>63</b>	<b>3/21</b>	<b>105.8</b>
<b>Opponents</b>	<b>105</b>	<b>68</b>	<b>806</b>	<b>64.8</b>	<b>7.68</b>	<b>7</b>	<b>6.7</b>	<b>4</b>	<b>3.8</b>	<b>71t</b>	<b>4/37</b>	<b>94.4</b>

Rushing	No.	Yds	Avg	Long	TD
Henry	82	319	3.9	16	2
Tannehill	11	35	3.2	11	0
Batson	1	11	11.0	11	0
D. Evans	3	9	3.0	4	0
Perry	2	9	4.5	6	0
McNichols	2	7	3.5	4	0
Humphries	1	0	0.0	0	0
Raymond	1	-3	-3.0	-3	0
<b>Team</b>	<b>103</b>	<b>387</b>	<b>3.8</b>	<b>16</b>	<b>2</b>
<b>Opponents</b>	<b>86</b>	<b>498</b>	<b>5.8</b>	<b>39t</b>	<b>3</b>

Receiving	No.	Yds	Avg	Long	TD
C. Davis	15	206	13.7	38	1
Humphries	15	136	9.1	23	1
J. Smith	13	181	13.9	63	3
Firkser	6	50	8.3	16	0
A. Brown	5	39	7.8	12	0
Henry	5	26	5.2	6	0
Raymond	3	118	39.3	61	0
Pruitt	3	17	5.7	10	1
Batson	2	26	13.0	18	0
Blasingame	1	5	5.0	5	0
McNichols	1	5	5.0	5	0
Tannehill	1	0	0.0	0	0
<b>Team</b>	<b>70</b>	<b>809</b>	<b>11.6</b>	<b>63</b>	<b>6</b>
<b>Opponents</b>	<b>68</b>	<b>806</b>	<b>11.9</b>	<b>71t</b>	<b>7</b>

Interceptions	No.	Yds	Avg	Long	TD
Fulton	1	44	44.0	44	0
J. Joseph	1	5	5.0	5	0
Hooker	1	3	3.0	3	0
Landry	1	0	0.0	0	0
<b>Team</b>	<b>4</b>	<b>52</b>	<b>13.0</b>	<b>44</b>	<b>0</b>
<b>Opponents</b>	<b>1</b>	<b>16</b>	<b>16.0</b>	<b>16</b>	<b>0</b>

Punting	No.	Yds	Avg	Net	TB	In	Lg	B
Kern	10	469	46.9	43.3	1	6	66	0
<b>Team</b>	<b>10</b>	<b>469</b>	<b>46.9</b>	<b>43.3</b>	<b>1</b>	<b>6</b>	<b>66</b>	<b>0</b>
<b>Opponents</b>	<b>10</b>	<b>456</b>	<b>45.6</b>	<b>43.2</b>	<b>0</b>	<b>5</b>	<b>56</b>	<b>0</b>

Punt Returns	Ret	FC	Yds	Avg	Long	TD
Raymond	6	2	24	4.0	11	0
<b>Team</b>	<b>6</b>	<b>2</b>	<b>24</b>	<b>4.0</b>	<b>11</b>	<b>0</b>
<b>Opponents</b>	<b>3</b>	<b>4</b>	<b>16</b>	<b>5.3</b>	<b>9</b>	<b>0</b>

Kickoff Returns	No.	Yds	Avg	Long	TD
Raymond	5	101	20.2	30	0
Kalu	1	2	2.0	2	0
<b>Team</b>	<b>6</b>	<b>103</b>	<b>17.2</b>	<b>30</b>	<b>0</b>
<b>Opponents</b>	<b>3</b>	<b>47</b>	<b>15.7</b>	<b>25</b>	<b>0</b>

Field Goals	1-19	20-29	30-39	40-49	50+
Gostkowski	0/0	1/1	3/3	1/4	4/4
<b>Team</b>	<b>0/0</b>	<b>1/1</b>	<b>3/3</b>	<b>1/4</b>	<b>4/4</b>
<b>Opponents</b>	<b>0/0</b>	<b>0/0</b>	<b>1/1</b>	<b>1/2</b>	<b>0/0</b>

Gostkowski:  
 (47N,44B,42N,25G) (51G,49G) (39G,31G,30G,51G,54G,55G)  
 OPP: () (35G) (41G,49N)

## 2020 TENNESSEE TITANS REGULAR SEASON DEFENSIVE STATISTICS

PLAYER	TACKLES			SACKS		QB		INTERCEPTIONS				FUMBLES			
	Tot	Solo	Asst	Sk	Yds	QB	TFL	No	Yds	Lg	TD	PD	FF	FR	Yds
Vaccaro, Kenny	23	18	5	1.0	4.0	2	3	0	0	0	0	3	0	0	0
Brown, Jayon	19	11	8	0.0	0.0	2	2	0	0	0	0	2	0	0	0
Butler, Malcolm	18	15	3	0.0	0.0	0	0	0	0	0	0	4	0	0	0
Byard, Kevin	16	12	4	0.0	0.0	0	0	0	0	0	0	2	1	0	0
Evans, Rashaan	15	10	5	0.0	0.0	0	0	0	0	0	0	0	0	1	25
Landry III, Harold	14	9	5	0.0	0.0	8	1	1	0	0	0	3	0	0	0
Joseph, Johnathan	13	11	2	0.0	0.0	0	1	1	5	5	0	2	1	0	0
Simmons, Jeffery	12	7	5	1.0	6.0	2	2	0	0	0	0	1	0	1	0
Fulton, Kristian	9	8	1	1.0	7.0	1	1	1	44	44	0	1	0	0	0
Jones, DaQuan	8	6	2	0.0	0.0	1	0	0	0	0	0	0	0	0	0
Clowney, Jadeveon	7	5	2	0.0	0.0	6	2	0	0	0	0	1	0	0	0
Jackson, Chris	7	3	4	0.0	0.0	0	0	0	0	0	0	0	0	0	0
Hooker, Amani	3	3	0	0.0	0.0	0	0	1	3	3	0	2	0	0	0
Long Jr., David	3	2	1	0.0	0.0	0	1	0	0	0	0	0	0	0	0
Compton, Will	3	1	2	0.0	0.0	0	0	0	0	0	0	0	0	0	0
Crawford, Jack	2	2	0	1.0	20.0	1	1	0	0	0	0	0	0	0	0
Correa, Kamalei	2	1	1	0.0	0.0	2	0	0	0	0	0	0	0	0	0
Smith, Tye	2	1	1	0.0	0.0	0	0	0	0	0	0	0	0	0	0
Dzubnar, Nick	1	1	0	0.0	0.0	0	0	0	0	0	0	0	0	0	0
Kalu, Joshua	1	1	0	0.0	0.0	0	0	0	0	0	0	0	1	0	0
Murchison, Larrell	1	0	1	0.0	0.0	0	0	0	0	0	0	0	0	0	0
Beasley Jr., Vic	0	0	0	0.0	0.0	0	0	0	0	0	0	0	0	0	0
Cruikshank, Dane	0	0	0	0.0	0.0	0	0	0	0	0	0	0	0	0	0
Dickerson, Matt	0	0	0	0.0	0.0	0	0	0	0	0	0	0	0	0	0
Jackson, Adoree'	0	0	0	0.0	0.0	0	0	0	0	0	0	0	0	0	0
Mack, Isaiah	0	0	0	0.0	0.0	0	0	0	0	0	0	0	0	0	0
Milton, Chris	0	0	0	0.0	0.0	0	0	0	0	0	0	0	0	0	0
Roberson, Derick	0	0	0	0.0	0.0	0	0	0	0	0	0	0	0	0	0
<b>Total</b>	<b>179</b>	<b>127</b>	<b>52</b>	<b>4.0</b>	<b>37.0</b>	<b>25</b>	<b>14</b>	<b>4</b>	<b>52</b>	<b>44</b>	<b>0</b>	<b>21</b>	<b>3</b>	<b>2</b>	<b>25</b>

### TITANS SPECIAL TEAMS STATISTICS

PLAYER	TACKLES			FUMBLES		BLOCKS		
	Tot	Solo	Asst	FF	FR	PAT	FG	PUNT
Hooker, Amani	1	1	0	0	0	0	0	0
Kalu, Joshua	1	1	0	0	0	0	0	0
Milton, Chris	1	1	0	0	0	0	0	0
Perry, Seniorise	1	1	0	0	0	0	0	0
<b>TEAM TOTALS:</b>	<b>4</b>	<b>4</b>	<b>0</b>	<b>0</b>	<b>0</b>	<b>0</b>	<b>0</b>	<b>0</b>

### MISCELLANEOUS STATISTICS

PLAYER	TACKLES			FUMBLES	
	Tot	Solo	Asst	FF	FR
Sambrailo, Ty	1	0	1	0	0
Westbrook-Ikhine, Nick	1	0	1	0	1
Tannehill, Ryan	0	0	0	0	1
<b>TEAM TOTALS:</b>	<b>2</b>	<b>0</b>	<b>2</b>	<b>0</b>	<b>2</b>

**Legend:**

- Tot . . . . . Total Tackles
- Solo . . . . . Unassisted Tackles
- Asst . . . . . Assisted Tackles
- Sk . . . . . Quarterback Sacks
- Yds . . . . . Yards Lost on Sack
- QBP . . . . . Quarterback Pressure
- TFL . . . . . Tackle for Loss
- Int . . . . . Interceptions
- Yds . . . . . Interception Return Yards
- TD . . . . . Interceptions Return Touchdowns
- PD . . . . . Passes Defensed
- FF . . . . . Forced Fumble
- FR . . . . . Fumble Recoveries
- Yds . . . . . Yards on Fumble Returns

# 2020 PITTSBURGH STEELERS REGULAR SEASON STATISTICS



**WON 3, LOST 0**

09/14	W 26-16	at N.Y. Giants
09/20	W 26-21	Denver
09/27	W 28-21	Houston
10/04		at Tennessee
10/11		Philadelphia
10/18		Cleveland
10/25		at Baltimore
11/08		at Dallas
11/15		Cincinnati
11/22		at Jacksonville
11/26		Baltimore
12/06		Washington
12/13		at Buffalo
12/21		at Cincinnati
12/27		Indianapolis
01/03		at Cleveland

	Pitt.	Opp.
TOTAL FIRST DOWNS	63	56
Rushing	19	8
Passing	42	40
Penalty	2	8
3rd Down: Made/Att	18/45	18/42
3rd Down Pct.	40.0	42.9
4th Down: Made/Att	4/5	1/3
4th Down Pct.	80.0	33.3
POSSESSION AVG.	32:41	27:19
TOTAL NET YARDS	1146	870
Avg. Per Game	382.0	290.0
Total Plays	204	183
Avg. Per Play	5.6	4.8
NET YARDS RUSHING	419	162
Avg. Per Game	139.7	54.0
Total Rushes	90	61
NET YARDS PASSING	727	708
Avg. Per Game	242.3	236.0
Sacked/Yards Lost	5/50	15/111
Gross Yards	777	819
Att./Completions	109/73	107/64
Completion Pct.	67.0	59.8
Had Intercepted	1	4
PUNTS/AVERAGE	13/43.8	15/43.5
NET PUNTING AVG.	13/36.8	15/39.3
PENALTIES/YARDS	15/124	12/104
FUMBLES/BALL LOST	6/2	2/1
TOUCHDOWNS	9	7
Rushing	2	1
Passing	7	6
Returns	0	0

* SCORE BY PERIODS	Q1	Q2	Q3	Q4	OT	PTS
TEAM	13	37	3	27	0	80
OPPONENTS	10	24	11	13	0	58

* SCORING	TD	Ru	Pa	Rt	K-PAT	FG	S	PTS
Boswell	0	0	0	0	7/ 8	5/ 5	0	22
Smith-Schuster	3	0	3	0			0	20
Conner	2	2	0	0			0	12
Claypool	1	0	1	0			0	6
Ebron	1	0	1	0			0	6
D. Johnson	1	0	1	0			0	6
Washington	1	0	1	0			0	6
D. Watt	0	0	0	0			1	2
TEAM	9	2	7	0	7/ 8	5/ 5	1	80
OPPONENTS	7	1	6	0	5/ 5	3/ 4	0	58

**2-Pt Conv:** Smith-Schuster, TM 1-1, OPP 1-2

**SACKS:** T. Watt 3.5, Dupree 2.5, Hilton 2, Tuitt 2, Williams 2, Alualu 1, Te. Edmunds 1, Bush 0.5, Heyward 0.5, TM 15, OPP 5

**FUM/LOST:** Roethlisberger 2/0, Snell 2/1, Claypool 1/0, D. Johnson 1/1

* PASSING	Att	Cmp	Yds	Cmp%	Yds/Att	TD	TD%	Int	Int%	Long	Sack/Lost	Rating
Roethlisberger	109	73	777	67.0	7.13	7	6.4	1	0.9	84t	5/ 50	105.2
TEAM	109	73	777	67.0	7.13	7	6.4	1	0.9	84t	5/ 50	105.2
OPPONENTS	107	64	819	59.8	7.65	6	5.6	4	3.7	45	15/ 111	86.9

* RUSHING	No.	Yds	Avg	Long	TD
Conner	40	224	5.6	59	2
Snell	29	129	4.4	30	0
McFarland	6	42	7.0	20	0
D. Johnson	1	9	9.0	9	0
Claypool	1	8	8.0	8	0
Roethlisberger	11	4	0.4	11	0
Samuels	2	3	1.5	2	0
TEAM	90	419	4.7	59	2
OPPONENTS	61	162	2.7	17	1

* RECEIVING	No.	Yds	Avg	Long	TD
Smith-Schuster	17	160	9.4	26t	3
D. Johnson	14	149	10.6	28t	1
Washington	10	92	9.2	21	1
Ebron	9	113	12.6	21	1
Conner	8	63	7.9	13	0
Claypool	6	151	25.2	84t	1
McDonald	5	41	8.2	15	0
Samuels	2	5	2.5	4	0
McFarland	1	7	7.0	7	0
Snell	1	-4	-4.0	-4	0
TEAM	73	777	10.6	84t	7
OPPONENTS	64	819	12.8	45	6

* INTERCEPTIONS	No.	Yds	Avg	Long	TD
Haden	1	24	24.0	24	0
Hilton	1	8	8.0	8	0
Heyward	1	0	0.0	0	0
T. Watt	1	0	0.0	0	0
TEAM	4	32	8.0	24	0
OPPONENTS	1	37	37.0	37	0

* PUNTING	No.	Yds	Avg	Net	TB	In	Lg	B
Colquitt	13	569	43.8	36.8	1	4	59	0
TEAM	13	569	43.8	36.8	1	4	59	0
OPPONENTS	15	653	43.5	39.3	0	5	58	0

* PUNT RETURNS	Ret	FC	Yds	Avg	Long	TD
D. Johnson	5	2	38	7.6	18	0
McCloud	2	1	25	12.5	13	0
TEAM	7	3	63	9.0	18	0
OPPONENTS	8	3	71	8.9	20	0

* KICKOFF RETURNS	No.	Yds	Avg	Long	TD
McCloud	5	144	28.8	49	0
D. Johnson	1	24	24.0	24	0
TEAM	6	168	28.0	49	0
OPPONENTS	6	113	18.8	27	0

* FIELD GOALS	1-19	20-29	30-39	40-49	50+
Boswell	0/ 0	2/ 2	2/ 2	1/ 1	0/ 0
TEAM	0/ 0	2/ 2	2/ 2	1/ 1	0/ 0
OPPONENTS	0/ 0	2/ 2	0/ 0	1/ 1	0/ 1

Boswell: (41G,36G)(21G)(33G,26G)  
OPP: (21G)(49G,58N,28G)()



## REGULAR SEASON: THE LAST TIME THE TENNESSEE TITANS ...

## GAMES WON

**WON BY SCORING IN THE LAST TWO MINUTES OF REGULATION**

**By Titans**—Stephen Gostkowski 55-yard FG (1:44 remaining) at Minnesota, 9/27/20 (W)  
**By Opponents**—Stephen Hauschka 46-yard field goal (0:00 remaining), at Buffalo, 10/7/18 (L)

**WON OVERTIME GAME**

**By Titans**—Philadelphia 23, at Tennessee 26, 9/30/18 (W)  
**By Opponents**—vs. Arizona 37, Tennessee 34, 12/15/13 (L)

**WON BY 20 OR MORE POINTS**

**By Titans**—Tennessee 35, at Houston 14, 12/29/19 (W)  
**By Opponents**—at Indianapolis 38, Tennessee 10, 11/18/18 (L)

**WON BY SHUTOUT**

**By Titans**—Tennessee 17, at New York Giants 0, 12/16/18 (W)  
**By Opponents**—at Denver 16, Tennessee 0, 10/13/19 (L)

## TEAM SCORING

**SCORED 50 POINTS**

**By Titans**—*Never in Titans era (since 1999)*  
**By Oilers**—Houston 58, vs. Cleveland 14, 12/9/90 (W)  
**By Opponents**—at Houston 57, Tennessee 14, 10/1/17 (L)

**SCORED 40 POINTS**

**By Titans**—Tennessee 42, at Oakland 21, 12/8/19 (W)  
**By Opponents**—at Pittsburgh 40, Tennessee 17, 11/16/17 (L)

**SCORED 20 POINTS IN A QUARTER**

**By Titans**—28 points in third quarter, vs. Jacksonville, 11/24/19 (W)  
**By Opponents**—21 points in third quarter, vs. New Orleans, 12/22/19 (L)

**SCORED 30 POINTS IN A HALF**

**By Titans**—35 points in second half, vs. Jacksonville, 11/24/19 (W)  
**By Opponents**—30 points in first half, at Houston, 10/1/17 (L)

**SCORED TOUCHDOWNS ON OFFENSE, DEFENSE AND SPECIAL TEAMS**

**By Titans**—One rushing, two interception returns, two punt returns, vs. Jacksonville, 12/30/12 (W)  
**By Opponents**—Four passing, one interception return, two punt returns, at Oakland, 9/29/02 (L)

**SCORED A TOUCHDOWN ON FIRST OFFENSIVE POSSESSION**

**By Titans**—Jonnu Smith 13-yard reception, vs. Jacksonville, 9/20/20 (W)  
**By Opponents**—Duke Johnson 1-yard run, at Houston, 12/29/19 (W)

## TEAM YARDAGE TOTALS

**500 TOTAL NET YARDS**

**By Titans**—at Oakland (552 yards), 12/8/19 (W)  
**By Opponents**—vs. Kansas City (530 yards), 11/10/19 (W)

**400 TOTAL NET YARDS**

**By Titans**—at Minnesota (444 yards), 9/27/20 (W)  
**By Opponents**—at Minnesota (464 yards), 9/27/20 (W)

## TEAM DEFENSE

**HELD OPPONENT WITHOUT A TOUCHDOWN**

**By Titans**—Tennessee 17, at New York Giants 0, 12/16/18 (W)  
**By Opponents**—at Denver 16, Tennessee 0, 10/13/19 (L)

**HELD OPPONENT TO 200 OR FEWER NET YARDS OF OFFENSE**

**By Titans**—at Miami (178 net yards), 10/8/17 (L)  
**By Opponents**—vs. Baltimore (106 net yards), 10/14/18 (L)

**HELD OPPONENT TO 50 OR FEWER YARDS RUSHING**

**By Titans**—vs. L.A. Chargers (39 yards), 10/20/19 (W)  
**By Opponents**—at Denver (39 yards), 10/13/19 (L)

**HELD OPPONENT TO 100 OR FEWER NET YARDS PASSING**

**By Titans**—at Miami (78 net yards), 10/8/17 (L)  
**By Opponents**—vs. Baltimore (51 net yards), 10/14/18 (L)

**SEVEN OR MORE SACKS BY TEAM**

**By Titans**—at Arizona (8 sacks), 12/10/17 (L)  
**By Opponents**—at Denver (7 sacks), 10/13/19 (L)

**SIX OR MORE SACKS BY TEAM**

**By Titans**—at Arizona (8 sacks), 12/10/17 (L)  
**By Opponents**—at Indianapolis (6 sacks), 12/1/19 (W)

**FIVE OR MORE SACKS BY TEAM**

**By Titans**—at Atlanta (5 sacks), 9/29/19 (W)  
**By Opponents**—vs. New Orleans (5 sacks), 12/22/19 (L)

**FORCED FIVE OR MORE OPPONENT TURNOVERS**

**By Titans**—vs. N.Y. Jets (4 interceptions, 1 fumble), 12/17/12 (W)  
**By Opponents**—at Houston (4 interceptions, 1 fumble), 10/1/17 (L)

**FORCED FOUR OR MORE OPPONENT TURNOVERS**

**By Titans**—vs. Tampa Bay (2 interceptions, 2 fumbles), 10/27/19 (W)  
**By Opponents**—at Pittsburgh (4 interceptions), 11/16/17 (L)

## SPECIAL TEAMS

**KICKOFF RETURNED FOR TOUCHDOWN**

**By Titans**—Darius Jennings (94 yards) at Miami, 9/9/18 (L)  
**By Opponents**—Jakeem Grant (102 yards) at Miami, 9/9/18 (L)

**OPENING KICKOFF RETURNED FOR TOUCHDOWN**

**By Titans**—Derrick Mason (101 yards) at Cincinnati, 11/18/01 (W)  
**By Opponents**—Josh Huff (107 yards) at Philadelphia, 11/23/14 (L)

**PUNT RETURNED FOR TOUCHDOWN**

**By Titans**—Darius Reynaud (twice—69 yards and 81 yards) vs. Jacksonville, 12/30/12 (W)  
**By Opponents**—Jakeem Grant (74 yards) at Miami, 10/9/16 (W)

**FIELD GOAL BLOCKED**

**By Titans**—(two) Austin Johnson and Dane Cruikshank at Indianapolis (Adam Vinatieri), 12/1/19 (W)  
**By Opponents**—Shelby Harris, at Denver (Stephen Gostkowski), 9/14/20 (W)

**FIELD GOAL BLOCKED, RETURNED FOR TD**

**By Titans**—Tye Smith (63 yards) at Indianapolis (Adam Vinatieri's FG blocked by Dane Cruikshank), 12/1/19 (W)  
**By Opponents**—Rob Morris (68 yards) at Indianapolis (Gary Anderson's FG blocked by Montae Reagor), 12/5/04 (L)

**PUNT BLOCKED**

**By Titans**—Tim Shaw vs. Pittsburgh (Drew Butler), 10/11/12 (W)  
**By Opponents**—Kevin Pierre-Louis vs. New York Jets (Brett Kern), 12/2/18 (W)

**PUNT BLOCKED AND RETURNED FOR TD**

**By Titans**—Jason McCourty vs. Indianapolis (Pat McAfee's punt blocked by Patrick Bailey and recovered in end zone by McCourty), 10/30/11 (W)  
**By Opponents**—Mike Harris (19 yards) vs. Jacksonville (Brett Kern's punt blocked by Mike Harris), 12/30/12 (W)

**FIVE FIELD GOALS**

**By Titans**—Stephen Gostkowski (6) at Minnesota, 9/27/20 (W)  
**By Opponents**—Jason Myers (5), vs. New York Jets, 12/2/18 (W)

**FOUR FIELD GOALS**

**By Titans**—Stephen Gostkowski (6) at Minnesota, 9/27/20 (W)  
**By Opponents**—Harrison Butker, vs. Kansas City, 11/10/19 (W)

**THREE FIELD GOALS**

**By Titans**—Stephen Gostkowski (6) at Minnesota, 9/27/20 (W)  
**By Opponents**—Harrison Butker (4), vs. Kansas City, 11/10/19 (W)

**SUCCESSFUL ONSIDE KICK**

**By Titans**—Rob Bironas kicks and Daimion Stafford recovers, vs. Arizona, 12/15/13 (L)

## REGULAR SEASON: THE LAST TIME THE TENNESSEE TITANS ...

**By Opponents**—Connor Barth kicks and Adrian Amos recovers, at Chicago, 11/27/16 (W)

**MISSED PAT**

**By Titans**—Stephen Gostkowski vs. Jacksonville, 9/20/20 (W)

**By Opponents**—Josh Lambo, vs. Jacksonville, 9/20/20 (W)

**TWO-POINT CONVERSIONS****TWO-POINT CONVERSION MADE**

**By Titans**—Ryan Tannehill (run) vs. Kansas City, 11/10/19 (W)

**By Opponents**—DJ Chark (pass from Nick Foles), vs. Jacksonville, 11/24/19 (W)

**TWO-POINT CONVERSION FAILED**

**By Titans**—at Minnesota (pass failed), 9/27/20 (W)

**By Opponents**—at Minnesota (pass failed), 9/27/20 (W)

**INDIVIDUAL OFFENSIVE PERFORMANCES****INDIVIDUAL WITH 200 SCRIMMAGE YARDS**

**By Titans**—Derrick Henry (211 yards) at Houston, 12/29/19 (W)

**By Opponents**—Todd Gurley (276 yards), vs. Los Angeles Rams, 12/24/17 (L)

**RUSHING TOUCHDOWN AND RECEIVING TOUCHDOWN**

**By Titans**—Derrick Henry (1 rushing, 1 receiving) at Carolina, 11/3/19 (L)

**By Opponents**—Christian McCaffrey (2 rushing, 1 receiving), at Carolina, 11/3/19 (L)

**RUSHING TOUCHDOWN AND PASSING TOUCHDOWN**

**By Titans**—Ryan Tannehill (2 passing, 1 rushing) vs. Houston, 12/15/19 (L)

**By Opponents**—Deshaun Watson (2 passing, 1 rushing), at Houston, 11/26/18 (L)

**INDIVIDUAL RUSHING****200 YARDS RUSHING**

**By Titans**—Derrick Henry (211 yards) at Houston, 12/29/19 (W)

**By Opponents**—Le'Veon Bell (204 yards) vs. Pittsburgh, 11/17/14 (L)

**150 YARDS RUSHING**

**By Titans**—Derrick Henry (211 yards) at Houston, 12/29/19 (W)

**By Opponents**—Dalvin Cook (181 yards), at Minnesota, 9/27/20 (W)

**100 YARDS RUSHING**

**By Titans**—Derrick Henry (119 yards) at Minnesota, 9/27/20 (W)

**By Opponents**—Dalvin Cook (181 yards), at Minnesota, 9/27/20 (W)

**CONSECUTIVE 100-YARD RUSHING GAMES**

**By Titans**—Derrick Henry (2) at Houston (211 yards), 12/29/19 (W); at Denver (116), 9/14/20 (W)

**30 OR MORE CARRIES**

**By Titans**—Derrick Henry (31 att) at Denver, 9/14/20 (W)

**By Opponents**—Melvin Gordon (32 carries) at San Diego, 11/6/16 (L)

**RUSHING PLAY OF 80 OR MORE YARDS**

**By Titans**—Derrick Henry (99 yards) vs. Jacksonville, 12/6/18 (W)

**By Opponents**—Lamar Miller (97 yards), at Houston, 11/26/18 (L)

**RUSHING PLAY OF 50 OR MORE YARDS**

**By Titans**—Derrick Henry (53 yards) at Houston, 12/29/19 (W)

**By Opponents**—Christian McCaffrey (58 yards), at Carolina, 11/3/19 (L)

**THREE TOUCHDOWNS RUSHING**

**By Titans**—Derrick Henry (3) at Houston, 12/29/19 (W)

**By Opponents**—Corey Dillon (4) at Cincinnati, 12/4/97 (L)

**TWO TOUCHDOWNS RUSHING**

**By Titans**—Derrick Henry (2) at Minnesota, 9/27/20 (W)

**By Opponents**—Alvin Kamara (2), vs. New Orleans, 12/22/19 (L)

**INDIVIDUAL PASSING****400 YARDS PASSING**

**By Titans**—Ryan Fitzpatrick (402 yards) vs. Arizona, 12/15/13 (L)

**By Opponents**—Patrick Mahomes (446 yards), vs. Kansas City, 11/10/19 (W)

**300 YARDS PASSING**

**By Titans**—Ryan Tannehill (321 yards) at Minnesota, 9/27/20 (W)

**By Opponents**—Gardner Minshew II (339 yards), vs. Jacksonville, 9/20/20 (W)

**CONSECUTIVE 300-YARD PASSING GAMES**

**By Titans**—Matt Hasselbeck vs. Baltimore (358 yards), 9/18/11 (W), vs. Denver (311 yards), 9/25/11 (W)

**FIVE TOUCHDOWN PASSES**

**By Titans**—Steve McNair vs. Jacksonville, 12/26/99 (W)

**By Opponents**—Blake Bortles vs. Jacksonville, 12/6/15 (W)

**FOUR TOUCHDOWN PASSES**

**By Titans**—Ryan Tannehill vs. Jacksonville, 9/20/20 (W)

**By Opponents**—Jared Goff, vs. Los Angeles Rams, 12/24/17 (L)

**50 OR MORE PASS ATTEMPTS**

**By Titans**—Zach Mettenberger (51 att) vs. Houston, 12/27/15 (L)

**By Opponents**—Patrick Mahomes (50 att), vs. Kansas City, 11/10/19 (W)

**40 OR MORE PASS ATTEMPTS**

**By Titans**—Ryan Tannehill (43 att) at Denver, 9/14/20 (W)

**By Opponents**—Gardner Minshew (45 att), vs. Jacksonville, 9/20/20 (W)

**30 OR MORE COMPLETIONS**

**By Titans**—Marcus Mariota (30 comp) vs. Philadelphia, 9/30/18 (W)

**By Opponents**—Gardner Minshew (30 comp), vs. Jacksonville, 9/20/20 (W)

**NO SACKS ALLOWED**

**By Titans**—at Houston, 12/29/19 (W)

**By Opponents**—at Denver, 9/14/20 (W)

**COMPLETION OF 80 OR MORE YARDS**

**By Titans**—Ryan Tannehill (91 yards) at Oakland, 12/8/19 (W)

**By Opponents**—Jared Goff (80 yards), vs. Los Angeles Rams, 12/24/17 (L)

**COMPLETION OF 50 OR MORE YARDS**

**By Titans**—Ryan Tannehill (61 yards) vs. Minnesota, 9/27/20 (W)

**By Opponents**—Kirk Cousins (71 yards), at Minnesota, 9/27/20 (W)

**INDIVIDUAL RECEIVING****200 YARDS RECEIVING**

**By Titans**—Kenny Britt (225 yards) vs. Philadelphia, 10/24/10 (W)

**By Opponents**—DeAndre Hopkins (238 yards) at Houston, 11/30/14 (L)

**150 YARDS RECEIVING**

**By Titans**—A.J. Brown (153 yards) at Oakland, 12/8/19 (W)

**By Opponents**—Justin Jefferson (175 yards), at Minnesota, 9/27/20 (W)

**100 YARDS RECEIVING**

**By Titans**—Kalif Raymond (118 yards) at Minnesota, 9/27/20 (W)

**By Opponents**—Justin Jefferson (175 yards), at Minnesota, 9/27/20 (W)

**CONSECUTIVE 100-YARD RECEIVING GAMES**

**By Titans**—A.J. Brown at Oakland (153 yards), 12/8/19 (W), vs. Houston (114 yards), 12/15/19 (L)

**10 OR MORE RECEPTIONS**

**By Titans**—Delanie Walker (10 rec.) vs. Dallas, 9/14/14 (L)

**By Opponents**—Michael Thomas (12 rec.), vs. New Orleans, 12/22/19 (L)

**RECEPTION OF 80 OR MORE YARDS**

**By Titans**—A.J. Brown (91 yards) at Oakland, 12/8/19 (W)

**By Opponents**—Todd Gurley (80 yards), vs. Los Angeles Rams, 12/24/17 (L)

## REGULAR SEASON: THE LAST TIME THE TENNESSEE TITANS ...

**RECEPTION OF 50 OR MORE YARDS**

**By Titans**—Kalif Raymond (61 yards) at Minnesota, 9/27/20 (W)

**By Opponents**—Justin Jefferson (71 yards), at Minnesota, 9/27/20 (W)

**THREE TOUCHDOWN RECEPTIONS**

**By Titans**—Kenny Britt vs. Philadelphia, 10/24/10 (W)

**By Opponents**—Antonio Brown at Pittsburgh, 11/16/17 (L)

**TWO TOUCHDOWN RECEPTIONS**

**By Titans**—Jonnu Smith vs. Jacksonville, 9/20/20 (W)

**By Opponents**—Jared Cook, vs. New Orleans, 12/22/19 (L)

## COMBINED OFFENSIVE PERFORMANCES BY TEAMMATES

**100-YARD RUSHER AND 100-YARD RECEIVER IN A GAME**

**By Titans**—Derrick Henry (119 rush.) and Kalif Raymond (118 rec.) at Minnesota, 9/27/20 (W)

**By Opponents**—Dalvin Cook (181 rush.) and Justin Jefferson (175 rec.) at Minnesota, 9/27/20 (W)

**By One Player (Opponent)**—Todd Gurley (118 rush. and 158 receiving), vs. Los Angeles Rams, 12/24/17 (L)

**100-YARD RUSHER, 100-YARD RECEIVER AND 300-YARD PASSER IN A GAME**

**By Titans**—Derrick Henry (119 rush.), Kalif Raymond (118 rec.) and Ryan Tannehill (321 pass.) at Minnesota, 9/27/20 (W)

**By Opponents**—Todd Gurley (118 rush. and 158 rec.) and Jared Goff (301 pass.), vs. Los Angeles Rams, 12/24/17 (L)

**300-YARD PASSER AND 100-YARD RECEIVER IN A GAME**

**By Titans**—Ryan Tannehill (321 pass.) and Kalif Raymond (118 rec.) at Minnesota, 9/27/20 (W)

**By Opponents**—Jacoby Brissett (319 pass.), Zach Pascal (109 rec.), at Indianapolis, 12/1/19 (W)

**100-YARD RUSHER AND 300-YARD PASSER IN A GAME**

**By Titans**—Derrick Henry (119 rush.) and Ryan Tannehill (321 pass.) at Minnesota, 9/27/20 (W)

**By Opponents**—Gardner Minshew II (339 pass.) and James Robinson (102 rush.), vs. Jacksonville, 9/20/20 (W)

**TWO 100-YARD RUSHERS IN A GAME**

**By Titans**—Chris Johnson (125 yards) and LenDale White (106 yards) at Detroit, 11/27/08 (W)

**By Opponents**—Arian Foster (115 yards) and Ben Tate (104 yards) vs. Houston, 10/23/11 (L)

**TWO 100-YARD RECEIVERS IN A GAME**

**By Titans**—Justin Hunter (109 yards) and Kendall Wright (103 yards) at Oakland, 11/24/13 (W)

**By Opponents**—Zach Ertz (112 rec.) and Alshon Jeffery (105 rec.), vs. Philadelphia, 9/30/18 (W)

## INDIVIDUAL DEFENSE

**INTERCEPTION RETURNED FOR TOUCHDOWN**

**By Titans**—Malcolm Butler (38 yards) at Cleveland, 9/8/19 (W)

**By Opponents**—Trumaine Johnson (31 yards), vs. New York Jets, 12/2/18 (W)

**FUMBLE RETURNED FOR TOUCHDOWN**

**By Titans**—Jayon Brown (46 yards) at Oakland, 12/8/19 (W)

**By Opponents**—Yannick Ngakoue (67 yards) vs. Jacksonville, 12/31/17 (W)

**SAFETY SCORED**

**By Titans**—Browns quarterback Baker Mayfield sacked in end zone by Cameron Wake, at Cleveland, 9/8/19 (W)

**By Opponents**—Cameron Batson tackled in end zone vs. Jacksonville, 12/6/18 (W)

**THREE INTERCEPTIONS**

**By Titans**—Kevin Byard (3) at Cleveland, 10/22/17 (W)

**By Opponents**—Glover Quin (3) at Houston, 11/28/10 (L)

**TWO INTERCEPTIONS**

**By Titans**—Kevin Byard (2) vs. Jacksonville, 12/31/17 (W)

**By Opponents**—Reshad Jones at Miami, 9/9/18 (L)

**THREE SACKS**

**By Titans**—Jason Jones (3.5) vs. Pittsburgh, 12/21/08 (W)

**By Opponents**—Jordan Phillips, vs. Buffalo, 10/6/19 (L)

## POSTSEASON: THE LAST TIME THE TENNESSEE TITANS ...

**GAMES WON (PLAYOFFS)****WON BY SCORING IN THE LAST TWO MINUTES OF REGULATION**

**By Titans**—Gary Anderson 46-yard field goal with 0:29 remaining, at Baltimore, 1/3/04 (W)

**By Opponents**—Matt Stover 43-yard field goal with 0:53 remaining, vs. Baltimore, 1/10/09 (L)

**WON OVERTIME GAME**

**By Titans**—Tennessee 34, vs. Pittsburgh 31, 1/11/03 (W)

**By Opponents**—at Buffalo 41, Houston 38, 1/3/93 (L)

**WON BY 20 OR MORE POINTS**

**By Titans/Oilers**—Never Happened

**By Opponents**—at New England 35, Tennessee 14, 1/13/18 (L)

**WON BY SHUTOUT**

**By Titans/Oilers**—Never Happened

**By Opponents**—Never Happened

**TEAM SCORING (PLAYOFFS)****SCORED 50 POINTS**

**By Titans/Oilers**—Never Happened

**By Opponents**—at Oakland 56, Houston 7, 12/21/69 (L)

**SCORED 40 POINTS**

**By Titans/Oilers**—Never Happened

**By Opponents**—at Oakland 41, Tennessee 24, 1/19/03 (L)

**SCORED 20 POINTS IN A QUARTER**

**By Titans**—Never in Titans era (since 1999)

**By Oilers**—21 points in second quarter, at Buffalo, 1/3/93 (L)

**By Opponents**—21 points in second quarter, at New England, 1/13/18 (L)

**SCORED 30 POINTS IN A HALF**

**By Titans/Oilers**—Never Happened

**By Opponents**—35 points in second half, at Buffalo, 1/3/93 (L)

**SCORED TOUCHDOWNS ON OFFENSE, DEFENSE AND SPECIAL TEAMS**

**By Titans/Oilers**—Never Happened

**By Opponents**—Never Happened

**SCORED A TOUCHDOWN ON FIRST OFFENSIVE POSSESSION**

**By Titans**—Anthony Firkser 12-yard pass from Ryan Tannehill, at New England, 1/4/20 (W)

**By Opponents**—Bethel Johnson 41-yard pass from Tom Brady, at New England, 1/10/04 (L)

## TEAM YARDAGE TOTALS (PLAYOFFS)

**500 TOTAL NET YARDS**

**By Titans/Oilers**—Never Happened

**By Opponents**—at Baltimore (530 yards), 1/11/20 (W)

**400 TOTAL NET YARDS**

**By Titans**—vs. Pittsburgh (430 yards), 1/11/03 (W)

**By Opponents**—at Kansas City (404 yards), 1/19/20 (L)



## POSTSEASON: THE LAST TIME THE TENNESSEE TITANS ...

### TEAM DEFENSE (PLAYOFFS)

#### HELD OPPONENT WITHOUT A TOUCHDOWN

- By Titans**—Never in Titans era (since 1999)
- By Oilers**—Houston 10, at San Diego 3, 12/24/61 (W)
- By Opponents**—at San Diego 17, Tennessee 6, 1/6/08 (L)

#### HELD OPPONENT TO 200 OR FEWER NET YARDS OF OFFENSE

- By Titans**—vs. Baltimore (134 net yards), 1/7/01 (L)
- By Opponents**—vs. Buffalo (194 net yards), 1/8/00 (W)

#### HELD OPPONENT TO 50 OR FEWER YARDS RUSHING

- By Titans**—vs. Baltimore (50 yards), 1/10/09 (L)
- By Opponents**—vs. Kansas City (39 yards), 1/16/94 (L)

#### HELD OPPONENT TO 100 OR FEWER NET YARDS PASSING

- By Titans**—vs. Buffalo (97 net yards), 1/8/00 (W)
- By Opponents**—at Baltimore (83 net yards), 1/11/20 (W)

#### SEVEN OR MORE SACKS BY TEAM

- By Titans/Oilers**—Never Happened
- By Opponents**—at New England (8 sacks), 1/13/18 (L)

### SPECIAL TEAMS (PLAYOFFS)

#### KICKOFF RETURNED FOR TOUCHDOWN

- By Titans**—Derrick Mason (80 yards) at Jacksonville, 1/23/00 (W)
- By Opponents**—Never Happened

#### RETURNED OPENING KICKOFF FOR TOUCHDOWN

- By Titans/Oilers**—Never Happened
- By Opponents**—Never Happened

#### PUNT RETURNED FOR TOUCHDOWN

- By Titans/Oilers**—Never Happened
- By Opponents**—Never Happened

#### FIELD GOAL BLOCKED

- By Titans/Oilers**—Never Happened
- By Opponents**—Richard Seymour at New England (Gary Anderson), 1/10/04 (L)

#### FIELD GOAL BLOCKED, RETURNED FOR TD

- By Titans/Oilers**—Never Happened
- By Opponents**—Anthony Mitchell (90 yards) vs. Baltimore (Al Del Greco's FG blocked by Keith Washington), 1/7/01 (L)

#### PUNT BLOCKED

- By Titans**—Chris Coleman vs. Baltimore (Kyle Richardson, twice), 1/7/01 (L)
- By Opponents**—Jerry Olsavsky vs. Pittsburgh (Greg Montgomery), 12/31/89 (L)

#### PUNT BLOCKED AND RETURNED FOR TD

- By Titans/Oilers**—Never Happened
- By Opponents**—Never Happened

#### FIVE FIELD GOALS

- By Titans/Oilers**—Never Happened
- By Opponents**—Never Happened

#### FOUR FIELD GOALS

- By Titans**—Al Del Greco at Indianapolis, 1/16/00 (W)
- By Opponents**—Gary Anderson (OT) vs. Pittsburgh, 12/31/89 (L)

#### THREE FIELD GOALS

- By Titans**—Al Del Greco (4) at Indianapolis, 1/16/00 (W)
- By Opponents**—Jeff Reed vs. Pittsburgh, 1/11/03 (W)

#### MISSED PAT (KICK)

- By Titans/Oilers**—Never Happened
- By Opponents**—David Treadwell (Wide Left) at Denver, 1/4/92 (L)

### TWO-POINT CONVERSIONS (PLAYOFFS)

#### TWO-POINT CONVERSION MADE

- By Titans/Oilers**—Never Happened
- By Opponents**—Plaxico Burress (pass from Hines Ward) vs. Pittsburgh, 1/11/03 (W)

#### TWO-POINT CONVERSION FAILED

- By Titans**—at New England (run failed), 1/4/20 (W)
- By Opponents**—at Baltimore (pass failed), 1/11/20 (W)

### INDIVIDUAL OFFENSIVE PERFORMANCES (PLAYOFFS)

#### INDIVIDUAL WITH 200 SCRIMMAGE YARDS

- By Titans**—Derrick Henry (202 yards) at Baltimore, 1/11/20 (W)
- By Opponents**—Never Happened

#### RUSHING TOUCHDOWN AND RECEIVING TOUCHDOWN

- By Titans**—Never in Titans era (since 1999)
- By Oilers**—Allen Pinkett at Cleveland, 12/24/88 (W)
- By Opponents**—James White at New England, 1/13/18 (L)

#### RUSHING TOUCHDOWN AND PASSING TOUCHDOWN

- By Titans**—Ryan Tannehill at Baltimore, 1/11/20 (W)
- By Opponents**—Patrick Mahomes at Kansas City, 1/19/20 (L)

### INDIVIDUAL RUSHING (PLAYOFFS)

#### 200 YARDS RUSHING

- By Titans/Oilers**—Never Happened
- By Opponents**—Never Happened

#### 150 YARDS RUSHING

- By Titans**—Derrick Henry (195 yards) at Baltimore, 1/11/20 (W)
- By Opponents**—Paul Lowe (165 yards) vs. Los Angeles Chargers, 1/1/61 (W)

#### 100 YARDS RUSHING

- By Titans**—Derrick Henry (195 yards) at Baltimore, 1/11/20 (W)
- By Opponents**—Fred Taylor (110 yards) at Jacksonville, 1/23/00 (W)

#### CONSECUTIVE 100-YARD RUSHING GAMES

- By Titans**—Derrick Henry at New England (182 yards), 1/4/20 (W), at Baltimore (195 yards), 1/11/20 (W)

#### 30 OR MORE CARRIES

- By Titans**—Derrick Henry (30) at Baltimore, 1/11/20 (W)
- By Opponents**—Never Happened

#### RUSHING PLAY OF 80 OR MORE YARDS

- By Titans/Oilers**—Never Happened
- By Opponents**—Never Happened

#### RUSHING PLAY OF 50 OR MORE YARDS

- By Titans**—Derrick Henry (66 yards) at Baltimore, 1/11/20 (W)
- By Opponents**—Never Happened

#### THREE TOUCHDOWNS RUSHING

- By Titans/Oilers**—Never Happened
- By Opponents**—Never Happened

#### TWO TOUCHDOWNS RUSHING

- By Titans**—Steve McNair at Oakland, 1/19/03 (L)
- By Opponents**—Antowain Smith vs. Buffalo, 1/8/00 (W)

### INDIVIDUAL PASSING (PLAYOFFS)

#### 400 YARDS PASSING

- By Titans/Oilers**—Never Happened
- By Opponents**—Kurt Warner (414 yards) vs. St. Louis, 1/30/00 (L)

#### 300 YARDS PASSING

- By Titans**—Steve McNair (338 yards) vs. Pittsburgh, 1/11/03 (W)
- By Opponents**—Lamar Jackson (365 yards), at Baltimore, 1/11/20 (W)

#### CONSECUTIVE 300-YARD PASSING GAMES

- Playoffs:**
- By Titans/Oilers**—Never Happened

# POSTSEASON: THE LAST TIME THE TENNESSEE TITANS ...

## FIVE TOUCHDOWN PASSES

**By Titans/Oilers**—Never Happened  
**By Opponents**—Daryle Lamonica (6) at Oakland, 12/21/69 (L)

## FOUR TOUCHDOWN PASSES

**By Titans**—Never in Titans era (since 1999)  
**By Oilers**—Warren Moon at Buffalo, 1/3/93 (L)  
**By Opponents**—Frank Reich at Buffalo, 1/3/93 (L)

## 50 OR MORE PASS ATTEMPTS

**By Titans**—Never in Titans era (since 1999)  
**By Oilers**—Warren Moon (50 att) at Buffalo, 1/3/93 (L)  
**By Opponents**—Lamar Jackson (59 att), at Baltimore, 1/11/20 (W)

## 40 OR MORE PASS ATTEMPTS

**By Titans**—Kerry Collins (42 att) vs. Baltimore, 1/10/09 (L)  
**By Opponents**—Lamar Jackson (59 att), at Baltimore, 1/11/20 (W)

## 30 OR MORE COMPLETIONS

**By Titans**—Never in Titans era (since 1999)  
**By Oilers**—Warren Moon (32 comp) vs. Kansas City, 1/16/94 (L)  
**By Opponents**—Lamar Jackson (31 comp), at Baltimore, 1/11/20 (W)

## NO SACKS ALLOWED

**By Titans**—at Baltimore, 1/3/04 (W)  
**By Opponents**—at New England, 1/4/20 (W)

## COMPLETION OF 80 OR MORE YARDS

**By Titans/Oilers**—Never Happened  
**By Opponents**—Never Happened

## COMPLETION OF 50 OR MORE YARDS

**By Titans**—Never in Titans era (since 1999)  
**By Oilers**—Dan Pastorini (71 yards) at New England, 12/31/78 (L)  
**By Opponents**—Patrick Mahomes (60 yards), at Kansas City, 1/19/20 (L)

## INDIVIDUAL RECEIVING (PLAYOFFS)

### 200 YARDS RECEIVING

**By Titans/Oilers**—Never Happened  
**By Opponents**—Never Happened

### 150 YARDS RECEIVING

**By Titans/Oilers**—Never Happened  
**By Opponents**—Isaac Bruce (162 yards) vs. St. Louis, 1/30/00 (L)

### 100 YARDS RECEIVING

**By Titans**—Justin Gage (135 yards) vs. Baltimore, 1/10/09 (L)  
**By Opponents**—Sammy Watkins (114 yards), at Kansas City, 1/19/20 (L)

## CONSECUTIVE 100-YARD RECEIVING GAMES

**By Titans**—Never in Titans era (since 1999)  
**By Oilers**—Ernest Givins at Denver (111 yards), 1/4/92 (L), at Buffalo (117 yards), 1/3/93 (L)

## 10 OR MORE RECEPTIONS

**By Titans**—Justin Gage (11 rec.) vs. Baltimore, 1/10/09 (L)  
**By Opponents**—Danny Amendola (11 rec.) at New England, 1/13/18 (L)

## RECEPTION OF 80 OR MORE YARDS

**By Titans/Oilers**—Never Happened  
**By Opponents**—Never Happened

## RECEPTION OF 50 OR MORE YARDS

**By Titans**—Never in Titans era (since 1999)  
**By Oilers**—Ken Burrough (71 yards) at New England, 12/31/78 (L)  
**By Opponents**—Sammy Watkins (60 yards), at Kansas City, 1/19/20 (L)

## THREE TOUCHDOWN RECEPTIONS

**By Titans/Oilers**—Never Happened  
**By Opponents**—Andre Reed at Buffalo, 1/3/93 (L)

## TWO TOUCHDOWN RECEPTIONS

**By Titans/Oilers**—Corey Davis at New England, 1/13/18 (L)  
**By Opponents**—Tyreek Hill, at Kansas City, 1/19/20 (L)

## COMBINED OFFENSIVE PERFORMANCES BY TEAMMATES (PLAYOFFS)

### 100-YARD RUSHER AND 100-YARD RECEIVER IN A GAME

**By Titans/Oilers**—Never Happened  
**By Opponents**—Lamar Jackson (143 rush.) and Marquis Brown (126 rec.), at Baltimore, 1/11/20 (W)

### 100-YARD RUSHER, 100-YARD RECEIVER AND 300-YARD PASSER IN A GAME

**By Titans/Oilers**—Never Happened  
**By Opponents**—Lamar Jackson (143 rush.), Lamar Jackson (365 pass.) and Marquis Brown (126 rec.), at Baltimore, 1/11/20 (W)

### 300-YARD PASSER AND 100-YARD RECEIVER IN A GAME

**By Titans**—Steve McNair (338 pass.) and Frank Wycheck (123 rec.) vs. Pittsburgh, 1/11/03 (W)  
**By Opponents**—Lamar Jackson (365 pass.) and Marquis Brown (126 rec.), at Baltimore, 1/11/20 (W)

### 100-YARD RUSHER AND 300-YARD PASSER IN A GAME

**By Titans/Oilers**—Never Happened

**By Opponents**—Lamar Jackson (143 rush. and 365 pass.), at Baltimore, 1/11/20 (W)

## TWO 100-YARD RUSHERS IN A GAME

**By Titans/Oilers**—Never Happened  
**By Opponents**—Hewritt Dixon (144 yards) and Pete Banaszak (116 yards) at Oakland, 12/31/67 (L)

## TWO 100-YARD RECEIVERS IN A GAME

**By Titans**—Never in Titans era (since 1999)  
**By Oilers**—Mike Barber (112 yards) and Ken Burrough (103 yards) at Miami, 12/24/78 (W)  
**By Opponents**—Chris Chambers (121 yards) and Vincent Jackson (114 yards) at San Diego, 1/6/08 (L)

## INDIVIDUAL DEFENSE (PLAYOFFS)

### INTERCEPTION RETURNED FOR TOUCHDOWN

**By Titans**—Logan Ryan (9 yards) at New England, 1/4/20 (W)  
**By Opponents**—Will Demps (56 yards), at Baltimore, 1/3/04 (W)

### FUMBLE RETURNED FOR TOUCHDOWN

**By Titans/Oilers**—Never Happened  
**By Opponents**—Never Happened

### SAFETY SCORED

**By Titans**—Josh Evans and Jason Fisk (sacked Mark Brunell), at Jacksonville, 1/23/00 (W)  
**By Opponents**—Dan Pastorini ran out of the End Zone, at Miami, 12/24/78 (W)

### THREE INTERCEPTIONS

**By Titans**—Never in Titans era (since 1999)  
**By Oilers**—Vernon Perry (4\*) at San Diego, 12/29/79 (W)  
**By Opponents**—Never Happened

### TWO INTERCEPTIONS

**By Titans**—Never in Titans era (since 1999)  
**By Oilers**—Bubba McDowell vs. N.Y. Jets, 12/29/91 (W)  
**By Opponents**—Johnny Robinson vs. Dallas Texans, 12/23/62 (L)

### THREE SACKS

**By Titans**—Never in Titans era (since 1999)  
**By Oilers**—Andy Dorris vs. Denver, 12/23/79 (W)  
**By Opponents**—Willie McGinest at New England, 1/10/04 (L)

GAME PREVIEW

TEAM NOTES

PLAYER NOTES

MEDIA

STATISTICS

ROSTERS

## LAST TIME IN A SEASON THE TITANS ...

### TEAM OFFENSE

Ranked 1st in Overall Offense — 1990  
 Ranked 1st in Rushing Offense — 1967 (AFL)  
 Ranked 1st in Passing Offense — 1992

### TEAM DEFENSE

Ranked 1st in Overall Defense — 2000  
 Ranked 1st in Rushing Defense — 2003  
 Ranked 1st in Passing Defense — 2000

### GAMES WON (REGULAR SEASON)

10 Wins — 2008 (13-3)  
 11 Wins — 2008 (13-3)  
 12 Wins — 2008 (13-3)  
 13 Wins — 2008 (13-3)

### ADVANCED IN PLAYOFFS

Wild Card Round — 2019  
 Divisional Round — 2019  
 Conference Championship — 2019  
 Super Bowl — 1999

### RUSHING

1,000 Yards — **Derrick Henry** (1,540), 2019  
 1,500 Yards — **Derrick Henry** (1,540), 2019  
 2,000 Yards — Chris Johnson (2,006), 2009  
 300 Attempts — **Derrick Henry** (303), 2019  
 400 Attempts — Eddie George (403), 2000  
 10 Touchdowns — **Derrick Henry** (16), 2019  
 15 Touchdowns — **Derrick Henry** (16), 2019

### PASSING

3,000 Yards — Marcus Mariota (3,232), 2017  
 3,500 Yards — Matt Hasselbeck (3,571), 2011  
 4,000 Yards — Warren Moon (4,690), 1991  
 400 Attempts — Marcus Mariota (453), 2017  
 500 Attempts — Matt Hasselbeck (518), 2011  
 600 Attempts — Warren Moon (655), 1991  
 20 Touchdowns — **Ryan Tannehill** (22), 2019  
 30 Touchdowns — Warren Moon (33), 1990  
 90.0 Passer Rating — **Ryan Tannehill** (117.5), 2019  
 100.0 Passer Rating — **Ryan Tannehill** (117.5), 2019

### RECEIVING

80 Receptions — Delanie Walker (94), 2015  
 90 Receptions — Delanie Walker (94), 2015  
 100 Receptions — Haywood Jeffires (100), 1991  
 1,000 Yards — **A.J. Brown** (1,051), 2019  
 1,500 Yards — Charlie Hennigan (1,546), 1964  
 10 Touchdowns — Drew Bennett (11), 2004  
 15 Touchdowns — Bill Groman (17), 1961

### SCORING

100 Points — **Derrick Henry** (108), 2019  
 110 Points — Ryan Succop (136), 2017  
 120 Points — Ryan Succop (136), 2017  
 130 Points — Ryan Succop (136), 2017  
 30 Field Goals — Ryan Succop (35), 2017  
 35 Field Goals — Ryan Succop (35), 2017  
 10 Touchdowns — **Derrick Henry** (18), 2019  
 15 Touchdowns — **Derrick Henry** (18), 2019

### DEFENSE

7 Interceptions — **Kevin Byard** (8), 2017  
 8 Interceptions — **Kevin Byard** (8), 2017  
 9 Interceptions — Mike Reinfeldt (12), 1979  
 10 Interceptions — Mike Reinfeldt (12), 1979  
 10 Sacks — Brian Orakpo (10.5), 2016  
 12 Sacks — Jason Babin (12.5), 2010  
 14 Sacks — Jevon Kearse (14.5), 1999  
 150 Tackles — Wesley Woodyard (172), 2017  
 175 Tackles — Keith Bulluck (180), 2002  
 200 Tackles — Gregg Bingham (212), 1980

## TITANS RECORDS AT A GLANCE

Team record holders in major statistical categories

### SCORING

Points (Game) — 30 by Billy Cannon (5 TDs) at N.Y. Titans, 12/10/61  
 Points (Season) — 136 by Al Del Greco, 1998; by Ryan Succop, 2017  
 Points (Career) — 1,060 by Al Del Greco, 1991-00  
 Touchdowns (Game) — 5 by Billy Cannon at N.Y. Titans, 12/10/61  
 Touchdowns (Season) — 19 by Earl Campbell, 1979  
 Touchdowns (Career) — 74 by Eddie George, 1996-03  
 Field Goals (Game) — 8 by Rob Bironas at Hou., 10/21/07  
 Field Goals (Season) — 36 by Al Del Greco, 1998  
 Field Goals (Career) — 246 by Al Del Greco, 1991-00

### RUSHING

Rushing Yards (Game) — 238 by **Derrick Henry** vs. Jax, 12/6/18  
 Rushing Yards (Season) — 2,006 by Chris Johnson, 2009  
 Rushing Yards (Career) — 10,009 by Eddie George, 1996-03  
 Rushing Touchdowns (Game) — 4 by Earl Campbell vs. Mia., 11/20/78; Lorenzo White vs. Cle., 12/9/90; **Derrick Henry** vs. Jax, 12/6/18  
 Rushing Touchdowns (Season) — 19 by Earl Campbell, 1979  
 Rushing Touchdowns (Career) — 73 by Earl Campbell, 1978-84

### PASSING

Passing Yards (Game) — 527 by Warren Moon at K.C., 12/16/90  
 Passing Yards (Season) — 4,690 by Warren Moon, 1991  
 Passing Yards (Career) — 33,685 by Warren Moon, 1984-93  
 Passing Touchdowns (Game) — 7 by George Blanda vs. N.Y. Titans, 11/19/61  
 Passing Touchdowns (Season) — 36 by George Blanda, 1961  
 Passing Touchdowns (Career) — 196 by Warren Moon, 1984-93  
 Passer Rating (Game) — 158.3 by Chris Chandler at Cin., 9/24/95  
 Passer Rating (Season) — 117.5 by **Ryan Tannehill**, 2019  
 Passer Rating (Career) — 90.5 by Marcus Mariota, 2015-19

### RECEIVING

Receptions (Game) — 13 (three times, last by Drew Bennett at Oak., 12/19/04)  
 Receptions (Season) — 101 by Charlie Hennigan, 1964  
 Receptions (Career) — 542 by Ernest Givins, 1986-94  
 Receiving Yards (Game) — 272 by Charlie Hennigan at Bos., 10/13/61  
 Receiving Yards (Season) — 1,746 by Charlie Hennigan, 1961  
 Receiving Yards (Career) — 7,935 by Ernest Givins, 1986-94  
 Receiving Touchdowns (Game) — 3 (17 times, last by Kenny Britt vs. Phi., 10/24/10)  
 Receiving Touchdowns (Season) — 17 by Bill Groman, 1961  
 Receiving Touchdowns (Career) — 51 by Charlie Hennigan, 1960-66

### PUNTING

Punts (Game) — 11 (twice by Rich Camarillo, last at Pit., 12/3/95)  
 Punts (Season) — 96 by Rich Camarillo, 1994  
 Punts (Career) — 861 by Craig Hentrich, 1998-09

### PUNT RETURNS

Punt Return Yards (Game) — 160 by Darius Reynaud vs. Jax., 12/30/12  
 Punt Return Average (Season) — 15.4 by Billy Johnson, 1977  
 Punt Return Average (Career) — 13.2 by Billy Johnson, 1974-80

### KICKOFF RETURNS

Kickoff Return Yards (Game) — 240 by Bobby Jancik at Oak., 12/22/63  
 Kickoff Return Average (Season) — 31.7 by Darius Jennings, 2018  
 Kickoff Return Average (Career) — 26.5 by Bobby Jancik, 1962-67

### INTERCEPTIONS

Interceptions (Game) — 3 (nine times, last by **Kevin Byard** at Cle., 10/22/17)  
 Interceptions (Season) — 12 by Freddy Glick, 1963; by Mike Reinfeldt, 1979  
 Interceptions (Career) — 45 by Jim Norton, 1960-68

### SACKS

Sacks (Game) — 4 (five times, last by William Fuller vs. Pit., 11/28/93)  
 Sacks (Season) — 17 by Elvin Bethea, 1973  
 Sacks (Career) — 105 by Elvin Bethea, 1968-83



# TENNESSEE TITANS 2020 PARTICIPATION CHART

Player	9/14	9/20	9/27	10/4	10/11	10/18	11/1	11/8	11/12	11/22	11/29	12/6	12/13	12/19-20	12/27	1/3	Season Totals			
	@Den	Jax	@Min	Pit	Buf	Hou	@Cin	Chi	Ind	@Bal	@Ind	Cle	@Jax	Det	@GB	@Hou	GP	GS	DNP	IA
Bates, Daren . . . . .	PS	PS	PS														0	0	0	0
Batson, Cameron . . .	PS	P	WR														2	1	0	0
Beasley Jr., Vic . . . .	IA	IA	P														1	0	0	2
Blasingame, Khari . . .	P	FB	P														3	1	0	0
Borders, Breon . . . . .	X	X	PS														0	0	0	0
Brewer, Aaron . . . . .	P	DNP	IA														1	0	1	1
Brinkley, Beau . . . . .	P	P	P														3	0	0	0
Brown, A.J. . . . .	WR	IA	IA														1	1	0	2
Brown, Jayon . . . . .	ILB	ILB	ILB														3	3	0	0
Brown, Picasso . . . . .	X	PS	X														0	0	0	0
Butler, Malcolm . . . . .	CB	CB	CB														3	3	0	0
Byard, Kevin . . . . .	FS	FS	FS														3	3	0	0
Clowney, Jadeveon . .	OLB	OLB	OLB														3	3	0	0
Compton, Will . . . . .	P	P	P														3	0	0	0
Correa, Kamalei . . . .	P	P	P														3	0	0	0
Crawford, Jack . . . . .	P	DE	DE														3	2	0	0
Cruikshank, Dane . . .	IR	IR	IR														0	0	0	0
Davis II, Jamal . . . . .	PS	X	X														0	0	0	0
Davis, Corey . . . . .	WR	WR	WR														3	3	0	0
Davis, Nate . . . . .	RG	RG	RG														3	3	0	0
Dickerson, Matt . . . . .	P	P	IA														2	0	0	1
Douglas, Jamil . . . . .	IA	IA	P														1	0	0	2
Dzubnar, Nick . . . . .	P	P	P														3	0	0	0
Evans, Darrynton . . .	IA	IA	P														1	0	0	2
Evans, Rashaan . . . .	ILB	ILB	ILB														3	3	0	0
Firkser, Anthony . . . .	P	P	P														3	0	0	0
Fulton, Kristian . . . .	P	P	P														3	0	0	0
Gostkowski, Stephen .	P	P	P														3	0	0	0
Henry, Derrick . . . . .	RB	RB	RB														3	3	0	0
Hollister, Cody . . . . .	P	PS	PS														1	0	0	0
Hooker, Amani . . . . .	P	P	P														3	0	0	0
Hudson, Tommy . . . . .	PS	PS	PS														0	0	0	0
Humphries, Adam . . . .	P	P	WR														3	1	0	0
Jackson, Adoree' . . . .	IR	IR	IR														0	0	0	0
Jackson, Chris . . . . .	DB	P	IA														2	1	0	1
Jones, Ben . . . . .	C	C	C														3	3	0	0
Jones, DaQuan . . . . .	NT	NT	NT														3	3	0	0
Joseph, Johnathan . . .	CB	CB	CB														3	3	0	0
Kalu, Joshua . . . . .	P	P	P														3	0	0	0
Kelly, Dennis . . . . .	RT	RT	RT														3	3	0	0
Kemp, Brandon . . . . .	PS	PS	PS														0	0	0	0
Kern, Brett . . . . .	P	P	P														3	0	0	0
Landry III, Harold . . .	OLB	OLB	OLB														3	3	0	0
Lewan, Taylor . . . . .	LT	LT	LT														3	3	0	0
Long Jr., David . . . . .	P	P	P														3	0	0	0
Mabin, Greg . . . . .	X	X	PS														0	0	0	0
Mack, Isaiah . . . . .	P	IA	P														2	0	0	1
McCann, Tucker . . . .	PS	PS	PS														0	0	0	0
McKinney, Anthony . . .	R/O	R/O	R/O														0	0	0	0
McNichols, Jeremy . . .	P	P	P														3	0	0	0
Milton, Chris . . . . .	P	P	P														3	0	0	0
Munyer, Daniel . . . . .	P	P	P														3	0	0	0
Murchison, Larrell . . .	IA	P	P														2	0	0	1
Orr, Kareem . . . . .	PS	PS	PS														0	0	0	0
Perry, Senorise . . . . .	P	P	IR														2	0	0	0
Pruitt, MyCole . . . . .	TE	P	P														3	1	0	0
Quessenberry, David . .	PS	PS	PS														0	0	0	0
Ray, Wyatt . . . . .	PS	PS	PS														0	0	0	0
Raymond, Kalif . . . . .	P	WR	P														3	1	0	0
Roberson, Derick . . . .	IA	IA	IA														0	0	0	3
Rogers, Chester . . . . .	X	X	PS														0	0	0	0
Saffold III, Rodger . . .	LG	LG	LG														3	3	0	0
Sambrailo, Ty . . . . .	P	P	P														3	0	0	0
Siemian, Trevor . . . .	PS	PS	PS														0	0	0	0
Simmons, Jeffery . . . .	DT	DT	DT														3	3	0	0
Skipper, Tuzar . . . . .	X	X	PS														0	0	0	0
Smith, Jonnu . . . . .	TE	TE	TE														3	3	0	0
Smith, Kobe . . . . .	PS	PS	X														0	0	0	0
Smith, Maurice . . . . .	X	PS	X														0	0	0	0
Smith, Tye . . . . .	P	P	P														3	0	0	0
Swaim, Geoff . . . . .	IA	IA	IA														0	0	0	3
Tannehill, Ryan . . . . .	QB	QB	QB														3	3	0	0
Tart, Teair . . . . .	PS	PS	PS														0	0	0	0
Vaccaro, Kenny . . . . .	SS	SS	SS														3	3	0	0
Westbrook-Ikhine, Nick	IA	P	P														2	0	0	1
Wilson, Isaiah . . . . .	R/C	R/C	R/C														0	0	0	0
Woodside, Logan . . . .	DNP	DNP	DNP														0	0	3	0

Starters indicated by position (QB, RB, ILB, etc.); P = played but did not start; DNP = active but did not play; IA = inactive for game; PS = practice squad; PS-I = practice squad injured reserve; X = not on roster; IR = injured reserve; SUS = reserve/suspended; NFI = non-football injury; PUP = physically unable to perform; R/O = reserve/opt-out; R/C = reserve/COVID-19

GAME PREVIEW

TEAM NOTES

PLAYER NOTES

MEDIA

STATISTICS

ROSTERS

## TENNESSEE TITANS 2020 TRANSACTIONS

January 20	Signed <b>DE AMANI BLEDSOE</b> , <b>RB DALYN DAWKINS</b> , <b>LB NIGEL HARRIS</b> , <b>TE PARKER HESSE</b> , <b>C DANIEL MUNYER</b> , <b>CB KAREEM ORR</b> , <b>OL DAVID QUESSENBERRY</b> , <b>WR TREVION THOMPSON</b> , <b>RB SHAUN WILSON</b> and <b>QB LOGAN WOODSIDE</b> to future contracts	August 10	Placed <b>DL JACK CRAWFORD</b> on reserve/COVID-19
January 21	Signed <b>OLB JOSH SMITH</b> to a future contract	August 11	Placed <b>OLB JOSH SMITH</b> on reserve/COVID-19
January 23	Signed <b>CB KENNETH DURDEN</b> to a future contract	August 11	Placed <b>OLB VIC BEASLEY JR.</b> on non-football injury; waived injured <b>OLB REGGIE GILBERT</b>
January 30	Hired <b>ANTHONY MIDGET</b> as secondary coach	August 13	Signed free agent <b>OLB WYATT RAY</b>
February 3	Signed <b>TE COLE HERDMAN</b> to a future contract	August 16	Signed free agent <b>OLB JAMAL DAVIS II</b>
February 6	Hired <b>JIM HASLETT</b> as inside linebackers coach; elevated <b>RYAN CROW</b> to assistant special teams coach, <b>MATT EDWARDS</b> to defensive assistant and <b>SCOTT BOOKER</b> to safeties coach	August 17	Moved <b>WR COREY DAVIS</b> from physically unable to perform to active roster
February 24	Hired <b>ZAK KUHR</b> as defensive quality control	August 19	Waived <b>RB DALYN DAWKINS</b> , <b>TE PARKER HESSE</b> , <b>QB COLE McDONALD</b> and <b>WR KYLE WILLIAMS</b> ; signed free agents <b>WR KRISHAWN HOGAN</b> , <b>RB MARCUS MARSHALL</b> , <b>QB TREVOR SIEMIAN</b> and <b>TE GEOFF SWAIM</b>
March 11	Terminated vested veteran <b>CB CHRIS MILTON</b>	August 20	Activated <b>DL JACK CRAWFORD</b> off reserve/COVID-19
March 12	Signed free agent <b>CB CHRIS MILTON</b> ; terminated vested veterans <b>RB DION LEWIS</b> and <b>OLB CAMERON WAKE</b>	August 22	Activated <b>OLB JOSH SMITH</b> off reserve/COVID-19; waived <b>OLB JOSH SMITH</b>
March 13	Terminated vested veteran <b>K RYAN SUCCOP</b> ; terminated vested veteran <b>TE DELANIE WALKER</b> with failed physical	August 26	Waived <b>LB KHAYLAN KEARSE-THOMAS</b> and <b>RB CAMERON SCARLETT</b> ; signed free agent <b>RB JEREMY McNICHOLS</b>
March 16	Designated <b>RB DERRICK HENRY</b> as the Franchise Player	August 27	Signed free agent <b>LB WILL COMPTON</b>
March 19	Traded <b>DT JURRELL CASEY</b> to the Denver Broncos for their 2020 seventh-round selection (237th overall)	September 2	Waived <b>OL AVERY GENNESY</b> ; signed free agent <b>DB DOUG MIDDLETON</b>
March 21	Signed unrestricted free agent <b>T DENNIS KELLY</b>	September 3	Waived <b>K GREG JOSEPH</b> ; signed free agent <b>K STEPHEN GOSTKOWSKI</b>
March 24	Signed unrestricted free agent <b>TE MYCOLE PRUITT</b>	September 5	Activated <b>OLB VIC BEASLEY JR.</b> from non-football injury; terminated vested veterans <b>DB IBRAHEIM CAMPBELL</b> , <b>G ZAC KERIN</b> , <b>DB DOUG MIDDLETON</b> , <b>CB CHRIS MILTON</b> , <b>RB SENORISE PERRY</b> , <b>QB TREVOR SIEMIAN</b> and <b>CB TYE SMITH</b> ; waived <b>OLB JAMAL DAVIS II</b> , <b>WR RASHARD DAVIS</b> , <b>CB KENNETH DURDEN</b> , <b>LB CALE GARRETT</b> , <b>WR KRISHAWN HOGAN</b> , <b>TE TOMMY HUDSON</b> , <b>DT JOEY IVIE</b> , <b>T BRANDON KEMP</b> , <b>WR MASON KINSEY</b> , <b>RB MARCUS MARSHALL</b> , <b>K TUCKER McCANN</b> , <b>RB JEREMY McNICHOLS</b> , <b>CB KAREEM ORR</b> , <b>T DAVID QUESSENBERRY</b> , <b>OLB WYATT RAY</b> , <b>NT KOBE SMITH</b> , <b>DT TEAIR TART</b> , <b>OLB D'ANDRE WALKER</b> , <b>WR NICK WESTBROOK-IKHINE</b> and <b>WR KRISTIAN WILKERSON</b>
March 25	Signed free agent <b>T TY SAMBRAILO</b>	September 6	Signed <b>OLB JAMAL DAVIS II</b> , <b>TE TOMMY HUDSON</b> , <b>T BRANDON KEMP</b> , <b>K TUCKER McCANN</b> , <b>RB JEREMY McNICHOLS</b> , <b>CB KAREEM ORR</b> , <b>T DAVID QUESSENBERRY</b> , <b>OLB WYATT RAY</b> , <b>QB TREVOR SIEMIAN</b> , <b>NT KOBE SMITH</b> , <b>CB TYE SMITH</b> , <b>DT TEAIR TART</b> and <b>WR NICK WESTBROOK-IKHINE</b> to the practice squad; placed <b>DB DANE CRUIKSHANK</b> on injured reserve; placed <b>T ISAIAH WILSON</b> on reserve/COVID-19; signed free agents <b>CB CHRIS MILTON</b> and <b>RB SENORISE PERRY</b>
March 26	Signed unrestricted free agent <b>LB NICK DZUBNAR</b>	September 7	Waived <b>WR CAMERON BATSON</b>
March 31	Signed unrestricted free agent <b>OLB VIC BEASLEY JR.</b>	September 8	Signed free agent <b>OLB JADEVEON CLOWNEY</b> ; signed <b>DB CHRIS MILLER</b> to the practice squad; waived <b>OLB REGGIE GILBERT</b> from reserve/injured with an injury settlement
April 2	Signed <b>RB DERRICK HENRY</b> as the Franchise Player	September 9	Signed <b>WR CAMERON BATSON</b> and <b>LB MALIK JEFFERSON</b> to the practice squad
April 8	Signed unrestricted free agent <b>DL JACK CRAWFORD</b>	September 13	Released <b>LB MALIK JEFFERSON</b> and <b>DB CHRIS MILLER</b> from the practice squad; signed <b>LB DAREN BATES</b> to the practice squad
April 10	Signed unrestricted free agent <b>OLB KAMALEI CORREA</b>	September 14	Placed <b>CB ADOREE' JACKSON</b> on injured reserve; signed <b>CB TYE SMITH</b> from the practice squad to the active roster; activated <b>RB JEREMY McNICHOLS</b> and <b>WR NICK WESTBROOK-IKHINE</b> from the practice squad to the active roster standard elevation
April 17	Signed free agent <b>OL AVERY GENNESY</b>	September 15	Waived <b>WR CODY HOLLISTER</b> ; released <b>OLB JAMAL DAVIS II</b> from the practice squad; signed <b>OLB TUZAR SKIPPER</b> to the practice squad
April 21	Signed unrestricted free agent <b>CB TYE SMITH</b>	September 16	Signed <b>WR NICK WESTBROOK-IKHINE</b> from the practice squad to the active roster
April 23	Drafted <b>T ISAIAH WILSON</b> (first round, 29th overall)	September 17	Signed <b>WR CODY HOLLISTER</b> , <b>DB PICASSO NELSON</b> and <b>DB MAURICE SMITH</b> to the practice squad
April 24	Drafted <b>CB KRISTIAN FULTON</b> (second round, 61st overall) and <b>RB DARRYNTON EVANS</b> (third round, 93rd overall)	September 19	Activated <b>WR CAMERON BATSON</b> and <b>RB JEREMY McNICHOLS</b> from the practice squad to the active roster standard elevation
April 25	Drafted <b>DL LARRELL MURCHISON</b> (fifth round, 174th overall) and <b>QB COLE McDONALD</b> (seventh round, 224th overall); traded a 2020 seventh-round pick (237th overall) to the Kansas City Chiefs for their 2021 sixth-round pick; drafted <b>DB CHRIS JACKSON</b> (seventh round, 243rd overall)	September 21	Released <b>DB PICASSO NELSON</b> , <b>DB MAURICE SMITH</b> and <b>NT KOBE SMITH</b> from the practice squad; signed <b>CB BREON BORDERS</b> , <b>CB GREG MABIN</b> and <b>WR CHESTER ROGERS</b> to the practice squad
April 29	Signed free agent <b>G ZAC KERIN</b>	September 23	Placed <b>RB SENORISE PERRY</b> on injured reserve; signed <b>RB JEREMY McNICHOLS</b> from the practice squad to the active roster
April 30	Signed free agent <b>RB SENORISE PERRY</b>	September 26	Activated <b>WR CAMERON BATSON</b> from the practice squad to the active roster standard elevation
May 1	Signed free agent <b>DB IBRAHEIM CAMPBELL</b>		
May 6	Signed free agent <b>CB JOHNATHAN JOSEPH</b>		
May 7	Signed the following undrafted free agents: <b>C AARON BREWER</b> , <b>LB CALE GARRETT</b> , <b>TE TOMMY HUDSON</b> , <b>LB KHAYLAN KEARSE-THOMAS</b> , <b>T BRANDON KEMP</b> , <b>WR MASON KINSEY</b> , <b>K TUCKER McCANN</b> , <b>T ANTHONY McKINNEY</b> , <b>RB CAMERON SCARLETT</b> , <b>NT KOBE SMITH</b> , <b>DT TEAIR TART</b> , <b>WR NICK WESTBROOK-IKHINE</b> , <b>WR KRISTIAN WILKERSON</b> and <b>WR KYLE WILLIAMS</b>		
May 27	Signed fifth-round choice <b>DL LARRELL MURCHISON</b> and seventh-round choice <b>DB CHRIS JACKSON</b>		
June 22	Signed seventh-round choice <b>QB COLE McDONALD</b>		
July 22	Signed third-round choice <b>RB DARRYNTON EVANS</b>		
July 26	Terminated vested veteran <b>G ZAC KERIN</b> ; waived <b>DE AMANI BLEDSOE</b> , <b>LB NIGEL HARRIS</b> , <b>TE COLE HERDMAN</b> and <b>WR TREVION THOMPSON</b> ; waived <b>RB SHAUN WILSON</b> non-football injury		
July 28	Signed second-round choice <b>CB KRISTIAN FULTON</b> ; terminated vested veteran <b>OLB JORDAN WILLIAMS</b> ; placed <b>LB JAYON BROWN</b> and <b>WR COREY DAVIS</b> on physically unable to perform; placed <b>OLB VIC BEASLEY JR.</b> on reserve/did not report; placed <b>T ANTHONY McKINNEY</b> on reserve/voluntary opt-out; placed <b>T ISAIAH WILSON</b> on reserve/COVID-19		
August 3	Signed first-round choice <b>T ISAIAH WILSON</b> ; activated <b>T ISAIAH WILSON</b> off reserve/COVID-19; signed free agent <b>G ZAC KERIN</b>		
August 5	Moved <b>LB JAYON BROWN</b> from physically unable to perform to active roster		
August 7	Activated <b>OLB VIC BEASLEY JR.</b> from reserve/did not report;		

## TENNESSEE TITANS UNOFFICIAL DEPTH CHART

### OFFENSE

<b>WR</b>	84	Corey Davis	<u>15</u>	<u>Nick Westbrook-Ikhine</u>	
<b>TE</b>	81	Jonnu Smith	85	MyCole Pruitt	86 Anthony Firkser
					87 Geoff Swaim
<b>LT</b>	77	Taylor Lewan	70	Ty Sambrailo	
<b>LG</b>	76	Rodger Saffold III	52	Daniel Munyer	
<b>C</b>	60	Ben Jones	<u>62</u>	<u>Aaron Brewer</u>	
<b>RG</b>	64	Nate Davis	75	Jamil Douglas	
<b>RT</b>	71	Dennis Kelly	70	Ty Sambrailo	
<b>WR</b>	10	Adam Humphries			
<b>WR</b>	11	A.J. Brown	14	Kalif Raymond	
<b>QB</b>	17	Ryan Tannehill	5	Logan Woodside	
<b>RB</b>	22	Derrick Henry	<u>32</u>	<u>Darrynton Evans</u>	28 Jeremy McNichols
					41 Khari Blasingame (FB)

### DEFENSE

<b>DE</b>	94	Jack Crawford	<u>91</u>	<u>Larrell Murchison</u>	
<b>NT</b>	90	DaQuan Jones	92	Matt Dickerson	
<b>DT</b>	98	Jeffery Simmons	97	Isaiah Mack	
<b>OLB</b>	99	Jadeveon Clowney	44	Vic Beasley Jr.	
<b>ILB</b>	54	Rashaan Evans	53	Will Compton	49 Nick Dzubnar
<b>ILB</b>	55	Jayon Brown	51	David Long Jr.	
<b>OLB</b>	58	Harold Landry III	40	Kamalei Correa	50 Derick Roberson
<b>CB</b>	33	Johnathan Joseph	<u>35</u>	<u>Chris Jackson</u>	23 Tye Smith
<b>SS</b>	24	Kenny Vaccaro	46	Joshua Kalu	
<b>FS</b>	31	Kevin Byard	37	Amani Hooker	
<b>CB</b>	21	Malcolm Butler	<u>26</u>	<u>Kristian Fulton</u>	30 Chris Milton

### SPECIAL TEAMS

<b>K</b>	3	Stephen Gostkowski	6	Brett Kern	
<b>KO</b>	3	Stephen Gostkowski	6	Brett Kern	
<b>P</b>	6	Brett Kern	3	Stephen Gostkowski	
<b>H</b>	6	Brett Kern	17	Ryan Tannehill	
<b>PR</b>	14	Kalif Raymond	10	Adam Humphries	
<b>KOR</b>	14	Kalif Raymond	32	Darrynton Evans	
<b>LS</b>	48	Beau Brinkley	60	Ben Jones	

As of Sept. 27, 2020

Rookies are underlined

## TITANS PRONUNCIATION GUIDE

**Kevin BYARD** (BY-urd); **KAMALEI CORREA** (KAH-mah-lay corr-A-uh); **JAMIL Douglas** (juh-MILL); **Nick DZUBNAR** (duh-ZOOB-nar); **Anthony FIRKSER** (FERK-sir); **Stephen GOSTKOWSKI** (gost-COW-ski); **DAQUAN Jones** (day-QUAN); **Joshua KALU** (kuh-LOO); **Taylor LEWAN** (leh-WAHN); **TY SAMBRAILO** (sam-BRY-low); **JONNU Smith** (JAH-new); **Ryan TANNEHILL** (TAN-uh-hill); **Nick Westbrook-IKHINE** (uh-KEEN-uh)



## TENNESSEE TITANS ROSTER BY EXPERIENCE

<u>15TH YEAR</u>		<u>6TH YEAR</u>		<u>3RD YEAR</u>		<u>ROOKIE DRAFT PICKS</u>	
Stephen Gostkowski	K	Vic Beasley Jr.	OLB	Dane Cruikshank (IR)	DB	Darrynton Evans	CB
Johnathan Joseph	CB	Nick Dzubnar	LB	Matt Dickerson	DE	Kristian Fulton	RB
		Adam Humphries	WR	Jamil Douglas	G	Chris Jackson	DB
		Senorise Perry (IR)	RB	Rashaan Evans	LB	Larrell Murchison	DL
<u>13TH YEAR</u>		Ty Sambrailo	T	Anthony Firkser	TE	Isaiah Wilson (R/COVID)	T
Brett Kern	P	Geoff Swaim	TE	Harold Landry III	OLB		
				Daniel Munyer	C		
<u>11TH YEAR</u>				Kalif Raymond	WR		
Rodger Saffold III	G					<u>ROOKIE FREE AGENTS</u>	
		<u>5TH YEAR</u>				Aaron Brewer	C
		Kevin Byard	S			Anthony McKinney (R/Opt-Out)	T
<u>9TH YEAR</u>		Kamalei Correa	OLB			Nick Westbrook-Ikhine	WR
Beau Brinkley	LS	Derrick Henry	RB	<u>2ND YEAR</u>			
Jack Crawford	DL	Chris Milton	CB	Khari Blasingame	FB/RB		
Ben Jones	C	MyCole Pruitt	TE	A.J. Brown	WR		
Dennis Kelly	T	Tye Smith	CB	Nate Davis	OL		
Ryan Tannehill	QB			Amani Hooker	DB		
				Joshua Kalu	DB		
<u>8TH YEAR</u>		<u>4TH YEAR</u>		David Long Jr.	LB		
Kenny Vaccaro	S	Jayon Brown	LB	Isaiah Mack	DT		
		Corey Davis	WR	Derick Roberson	OLB		
		Adoree' Jackson (IR)	CB	Jeffery Simmons	DT		
<u>7TH YEAR</u>		Jonnu Smith	TE				
Malcolm Butler	CB			<u>1ST YEAR</u>			
Jadeveon Clowney	OLB			Jeremy McNichols	RB		
Will Compton	LB			Logan Woodside	QB		
DaQuan Jones	DL						
Taylor Lewan	T						

As of Sept. 27, 2020

## TENNESSEE TITANS ROSTER BY DRAFT ROUND

<u>ROUND 1</u>			<u>ROUND 4</u>			<u>UNDRAFTED</u>		
Player	Pos.	Year	Player	Pos.	Year	Player	Pos.	Year
Isaiah Wilson (R/COVID)	T	2020	Amani Hooker	DB	2019	Aaron Brewer	C	2020
Jeffery Simmons	DT	2019	Jamil Douglas	G	2015 (Mia)	Anthony McKinney (R/Opt-Out)	T	2020
Rashaan Evans	LB	2018	DaQuan Jones	DL	2014	Nick Westbrook-Ikhine	WR	2020
Corey Davis	WR	2017	Ben Jones	C	2012 (Hou)	Khari Blasingame	FB/RB	2019 (Min)
Adoree' Jackson (IR)	CB	2017	Stephen Gostkowski	K	2006 (NE)	Isaiah Mack	DT	2019
Vic Beasley Jr.	OLB	2015 (Atl)				Derick Roberson	OLB	2019
Jadeveon Clowney	OLB	2014 (Hou)	<u>ROUND 5</u>			Matt Dickerson	DE	2018
Taylor Lewan	T	2014	<u>Player</u>	<u>Pos.</u>	<u>Year</u>	Joshua Kalu	DB	2018
Kenny Vaccaro	S	2013 (NO)	Larrell Murchison	DL	2020	Anthony Firkser	TE	2017 (NYJ)
Ryan Tannehill	QB	2012 (Mia)	Dane Cruikshank (IR)	DB	2018	Chris Milton	CB	2016 (Ind)
Johnathan Joseph	CB	2006 (Cin)	Jayon Brown	LB	2017	Kalif Raymond	WR	2016 (Den)
			Jeremy McNichols	RB	2017 (TB)	Nick Dzubnar	LB	2015 (SD)
<u>ROUND 2</u>			MyCole Pruitt	TE	2015 (Min)	Adam Humphries	WR	2015 (TB)
<u>Player</u>	<u>Pos.</u>	<u>Year</u>	Tye Smith	CB	2015 (Sea)	Daniel Munyer	C	2015 (KC)
Kristian Fulton	CB	2020	Jack Crawford	DL	2012 (Oak)	Malcolm Butler	CB	2014 (NE)
A.J. Brown	WR	2019	Dennis Kelly	G/T	2012 (Phi)	Senorise Perry (IR)	RB	2014 (Chi)
Harold Landry III	OLB	2018				Will Compton	LB	2013 (Was)
Kamalei Correa	OLB	2016 (Bal)	<u>ROUND 6</u>			Beau Brinkley	LS	2012
Derrick Henry	RB	2016	<u>Player</u>	<u>Pos.</u>	<u>Year</u>	Brett Kern	P	2008 (Den)
Ty Sambrailo	T	2015 (Den)	David Long Jr.	LB	2019			
Rodger Saffold III	G	2010 (StL)						
			<u>ROUND 7</u>					
<u>ROUND 3</u>			<u>Player</u>	<u>Pos.</u>	<u>Year</u>			
<u>Player</u>	<u>Pos.</u>	<u>Year</u>	Chris Jackson	DB	2020			
Darrynton Evans	RB	2020	Logan Woodside	QB	2018 (Cin)			
Nate Davis	OL	2019	Geoff Swaim	TE	2015 (Dal)			
Jonnu Smith	TE	2017						
Kevin Byard	S	2016						

As of Sept. 27, 2020

## HOW THE TENNESSEE TITANS WERE BUILT

YEAR	DRAFTEES (18)	FREE AGENTS (31)	TRADES/WAIVERS (4)
<b>2020</b>	CB Kristian Fulton (2) RB Darrynton Evans (3) DL Larrell Murchison (5) DB Chris Jackson (7b)	T Ty Sambrailo (FA) LB Nick Dzubnar (UFA-LAC) OLB Vic Beasley Jr. (UFA-ATL) DL Jack Crawford (UFA-ATL) CB Johnathan Joseph (FA) C Aaron Brewer (FA) WR Nick Westbrook-Ikhine (FA) TE Geoff Swaim (FA) RB Jeremy McNichols (FA) LB Will Compton (FA) K Stephen Gostkowski (FA) CB Chris Milton (FA) OLB Jadeveon Clowney (FA)	
<b>2019</b>	DT Jeffery Simmons (1) WR A.J. Brown (2) OL Nate Davis (3) DB Amani Hooker (4) LB David Long Jr. (6)	WR Adam Humphries (UFA-TB) G Rodger Saffold III (UFA-LAR) QB Logan Woodside (FA) DT Isaiah Mack (FA) OLB Derick Roberson (FA) FB/RB Khari Blasingame (FA) C Daniel Munyer (FA)	QB Ryan Tannehill (T-MIA)
<b>2018</b>	LB Rashaan Evans (1) OLB Harold Landry III (2)	CB Malcolm Butler (UFA-NE) DE Matt Dickerson (FA) S Kenny Vaccaro (FA) WR Cameron Batson (FA) TE Anthony Firkser (FA) DB Joshua Kalu (FA) TE MyCole Pruitt (FA) G/C Jamil Douglas (FA) WR Khalif Raymond (FA)	OLB Kamalei Correa (T-BAL)
<b>2017</b>	WR Corey Davis (1a) TE Jonnu Smith (3b) LB Jayon Brown (5)	CB Tye Smith (FA)	
<b>2016</b>	RB Derrick Henry (2c) S Kevin Byard (3)	C Ben Jones (UFA-HOU)	T Dennis Kelly (T-PHI)
<b>2014</b>	T Taylor Lewan (1) DL DaQuan Jones (4a)		
<b>2012</b>		LS Beau Brinkley (FA)	
<b>2009</b>			P Brett Kern (W-DEN)

**Reserve/COVID-19:** T Isaiah Wilson (D1–2020)

**Reserve/Injured:** DB Dane Cruikshank (D5–2018); CB Adoree' Jackson (D1-2017), RB Senorise Perry (FA-2020)

**Reserve/Voluntary Opt-Out:** T Anthony McKinney (FA–2020)

As of Sept. 27, 2020

## TENNESSEE TITANS POSITIONAL ROSTER - OFFENSE

### QUARTERBACKS (2)

17	Tannehill, Ryan	QB	6-4	217	7/27/88	9	Texas A&M	Big Spring, Texas	T (MIA)-'19
5	Woodside, Logan	QB	6-1	213	1/27/95	1	Toledo	Frankfort, Ky.	FA-'19

### RUNNING BACKS (4)

41	Blasingame, Khari	FB/RB	6-0	233	7/1/96	2	Vanderbilt	New Market, Ala.	FA-'19
32	Evans, Darrynton	RB	5-10	203	7/9/98	R	Appalachian State	Oak Hill, Fla.	D3-'20
22	Henry, Derrick	RB	6-3	247	1/4/94	5	Alabama	Yulee, Fla.	D2c-'18
28	McNichols, Jeremy	RB	5-9	205	12/26/95	1	Boise State	Santa Margarita, Calif.	FA-'20

### WIDE RECEIVERS (5)

11	Brown, A.J.	WR	6-1	226	6/30/97	2	Mississippi	Starkville, Miss.	D2-'19
84	Davis, Corey	WR	6-3	209	1/11/95	4	Western Michigan	Wheaton, Ill.	D1a-'17
10	Humphries, Adam	WR	5-11	195	6/24/93	6	Clemson	Spartanburg, S.C.	UFA (TB)-'19
14	Raymond, Kalif	WR	5-8	182	8/8/94	3	Holy Cross	Lawrenceville, Ga.	FA-'18
15	Westbrook-Ikhine, Nick	WR	6-2	211	3/21/97	R	Indiana	Lake Mary, Fla.	FA-'20

### TIGHT ENDS (4)

86	Firkser, Anthony	TE	6-2	246	2/19/95	3	Harvard	Manalapan, N.J.	FA-'18
85	Pruitt, MyCole	TE	6-2	245	3/24/92	5	Southern Illinois	South Bend, Ind.	FA-'18
81	Smith, Jonnu	TE	6-3	248	8/22/95	4	Florida International	Ocala, Fla.	D3b-'17
87	Swaim, Geoff	TE	6-4	260	9/16/93	6	Texas	Chico, Calif.	FA-'20

### CENTERS (3)

62	Brewer, Aaron	C	6-1	274	10/28/97	R	Texas State	Dallas, Texas	FA-'20
60	Jones, Ben	C	6-3	308	7/2/89	9	Georgia	Brent, Ala.	UFA (HOU)-'16
52	Munyer, Daniel	C	6-1	305	3/4/92	3	Colorado	Harbor City, Calif.	FA-'19

### GUARDS (3)

64	Davis, Nate	OL	6-3	316	9/23/96	2	Charlotte	Ashburn, Va.	D3-'19
75	Douglas, Jamil	G/C	6-4	309	2/28/92	3	Arizona State	Cypress, Calif.	FA-'18
76	Saffold III, Rodger	G	6-5	325	6/6/88	11	Indiana	Bedford, Ohio	UFA (LAR)-'19

### TACKLES (3)

71	Kelly, Dennis	T	6-8	321	1/16/90	9	Purdue	Chicago Heights, Ill.	T (PHI)-'16
77	Lewan, Taylor	T	6-7	309	7/22/91	7	Michigan	Cave Creek, Ariz.	D1-'14
70	Sambrailo, Ty	T	6-5	311	3/10/92	6	Colorado State	Watsonville, Calif.	FA-'20

### LONG SNAPPER (1)

48	Brinkley, Beau	LS	6-4	260	1/25/90	9	Missouri	Kearney, Mo.	FA-'12
----	----------------	----	-----	-----	---------	---	----------	--------------	--------

### PLACEKICKERS (1)

3	Gostkowski, Stephen	K	6-1	215	1/28/84	15	Memphis	Madison, Miss.	FA-'20
---	---------------------	---	-----	-----	---------	----	---------	----------------	--------

As of Sept. 27, 2020



## TENNESSEE TITANS POSITIONAL ROSTER - DEFENSE

### DEFENSIVE LINEMEN (6)

94	Crawford, Jack	DL	6-5	274	9/7/88	9	Penn State	London, United Kingdom	UFA (ATL)-'20
92	Dickerson, Matt	DE	6-5	292	11/9/95	3	UCLA	San Mateo, Calif.	FA-'18
90	Jones, DaQuan	DL	6-4	322	12/27/91	7	Penn State	Johnson City, N.Y.	D4a-'14
97	Mack, Isaiah	DT	6-1	299	3/19/96	2	Chattanooga	Tunnel Hill, Ga.	FA-'19
91	Murchison, Larrell	DL	6-2	297	4/24/97	R	North Carolina State	Elizabethtown, N.C.	D5-'20
98	Simmons, Jeffery	DT	6-4	305	7/28/97	2	Mississippi State	Macon, Miss.	D1-'19

### LINEBACKERS (10)

44	Beasley Jr., Vic	OLB	6-3	246	7/8/92	6	Clemson	Adairsville, Ga.	UFA (ATL)-'20
55	Brown, Jayon	LB	6-0	226	2/26/95	4	UCLA	Long Beach, Calif.	D5-'17
99	Clowney, Jadeveon	OLB	6-5	255	2/14/93	7	South Carolina	Rock Hill, S.C.	FA-'20
53	Compton, Will	LB	6-1	235	9/19/89	7	Nebraska	Bonne Terre, Mo.	FA-'20
40	Correa, Kamalei	OLB	6-3	241	4/27/94	5	Boise State	Honolulu, Hawaii	T (BAL)-'18
49	Dzubnar, Nick	LB	6-1	240	8/15/91	6	Cal Poly-San Luis Obispo	Mission Viejo, Calif.	UFA (LAC)-'20
54	Evans, Rashaan	LB	6-2	232	11/8/95	3	Alabama	Auburn, Ala.	D1-'18
58	Landry III, Harold	OLB	6-2	252	6/5/96	3	Boston College	Spring Lake, N.C.	D2-'18
51	Long Jr., David	LB	5-11	227	10/12/96	2	West Virginia	Cincinnati, Ohio	D6-'19
50	Roberson, Derick	OLB	6-3	250	11/15/95	2	Sam Houston State	San Antonio, Texas	FA-'19

### CORNERBACKS (6)

21	Butler, Malcolm	CB	5-11	190	3/2/90	7	West Alabama	Vicksburg, Miss.	UFA (NE)-'18
26	Fulton, Kristian	CB	5-11	197	9/3/98	R	Louisiana State	New Orleans, La.	D2-'20
35	Jackson, Chris	DB	5-10	193	4/13/98	R	Marshall	Tallahassee, Fla.	D7b-'20
33	Joseph, Johnathan	CB	5-11	186	4/16/84	15	South Carolina	Rock Hill, S.C.	FA-'20
30	Milton, Chris	CB	5-11	190	9/15/92	5	Georgia Tech	Folkston, Ga.	W (IND)-'19
23	Smith, Tye	CB	6-0	195	5/3/93	5	Towson	Raleigh, N.C.	FA-'17

### SAFETIES (4)

31	Byard, Kevin	S	5-11	212	8/17/93	5	Middle Tennessee State	Lithonia, Ga.	D3-'16
37	Hooker, Amani	DB	5-11	210	6/14/98	2	Iowa	Minneapolis, Minn.	D4-'19
46	Kalu, Joshua	DB	6-0	203	8/28/95	2	Nebraska	Houston, Texas	FA-'18
24	Vaccaro, Kenny	S	6-0	214	2/15/91	8	Texas	Brownwood, Texas	FA-'18

### PUNTERS (1)

6	Kern, Brett	P	6-2	214	2/17/86	13	Toledo	Grand Island, N.Y.	W (DEN)-'09
---	-------------	---	-----	-----	---------	----	--------	--------------------	-------------

As of Sept. 27, 2020

## TENNESSEE TITANS ALPHABETICAL ROSTER

NO.	NAME	POS.	HT.	WT.	BIRTHDATE	EXP.	COLLEGE	HOMETOWN	ACQUIRED
44	Beasley Jr., Vic	OLB	6-3	246	7/8/92	6	Clemson	Adairsville, Ga.	UFA (ATL)-'20
41	Blasingame, Khari	FB/RB	6-0	233	7/1/96	2	Vanderbilt	New Market, Ala.	FA-'19
62	Brewer, Aaron	C	6-1	274	10/28/97	R	Texas State	Dallas, Texas	FA-'20
48	Brinkley, Beau	LS	6-4	260	1/25/90	9	Missouri	Kearney, Mo.	FA-'12
11	Brown, A.J.	WR	6-1	226	6/30/97	2	Mississippi	Starkville, Miss.	D2-'19
55	Brown, Jayon	LB	6-0	226	2/26/95	4	UCLA	Long Beach, Calif.	D5-'17
21	Butler, Malcolm	CB	5-11	190	3/2/90	7	West Alabama	Vicksburg, Miss.	UFA (NE)-'18
31	Byard, Kevin	S	5-11	212	8/17/93	5	Middle Tennessee State	Lithonia, Ga.	D3-'16
99	Clowney, Jadeveon	OLB	6-5	255	2/14/93	7	South Carolina	Rock Hill, S.C.	FA-'20
53	Compton, Will	LB	6-1	235	9/19/89	7	Nebraska	Bonne Terre, Mo.	FA-'20
40	Correa, Kamalei	OLB	6-3	241	4/27/94	5	Boise State	Honolulu, Hawaii	T (BAL)-'18
94	Crawford, Jack	DL	6-5	274	9/7/88	9	Penn State	London, United Kingdom	UFA (ATL)-'20
84	Davis, Corey	WR	6-3	209	1/11/95	4	Western Michigan	Wheaton, Ill.	D1a-'17
64	Davis, Nate	OL	6-3	316	9/23/96	2	Charlotte	Ashburn, Va.	D3-'19
92	Dickerson, Matt	DE	6-5	292	11/9/95	3	UCLA	San Mateo, Calif.	FA-'18
75	Douglas, Jamil	G/C	6-4	309	2/28/92	3	Arizona State	Cypress, Calif.	FA-'18
49	Dzubnar, Nick	LB	6-1	240	8/15/91	6	Cal Poly - San Luis Obispo	Mission Viejo, Calif.	UFA (LAC)-'20
32	Evans, Darrynton	RB	5-10	203	7/9/98	R	Appalachian State	Oak Hill, Fla.	D3-'20
54	Evans, Rashaan	LB	6-2	232	11/8/95	3	Alabama	Auburn, Ala.	D1-'18
86	Firkser, Anthony	TE	6-2	246	2/19/95	3	Harvard	Manalapan, N.J.	FA-'18
26	Fulton, Kristian	CB	5-11	197	9/3/98	R	Louisiana State	New Orleans, La.	D2-'20
3	Gostkowski, Stephen	K	6-1	215	1/28/84	15	Memphis	Madison, Miss.	FA-'20
22	Henry, Derrick	RB	6-3	247	1/4/94	5	Alabama	Yulee, Fla.	D2c-'16
37	Hooker, Amani	DB	5-11	210	6/14/98	2	Iowa	Minneapolis, Minn.	D4-'19
10	Humphries, Adam	WR	5-11	195	6/24/93	6	Clemson	Spartanburg, S.C.	UFA (TB)-'19
35	Jackson, Chris	DB	5-10	193	4/13/98	R	Marshall	Tallahassee, Fla.	D7b-'20
60	Jones, Ben	C	6-3	308	7/2/89	9	Georgia	Brent, Ala.	UFA (HOU)-'16
90	Jones, DaQuan	DL	6-4	322	12/27/91	7	Penn State	Johnson City, N.Y.	D4a-'14
33	Joseph, Johnathan	CB	5-11	186	4/16/84	15	South Carolina	Rock Hill, S.C.	FA-'20
46	Kalu, Joshua	DB	6-0	203	8/28/95	2	Nebraska	Houston, Texas	FA-'18
71	Kelly, Dennis	T	6-8	321	1/16/90	9	Purdue	Chicago Heights, Ill.	T (PHI)-'16
6	Kern, Brett	P	6-2	214	2/17/86	13	Toledo	Grand Island, N.Y.	W (DEN)-'09
58	Landry III, Harold	OLB	6-2	252	6/5/96	3	Boston College	Spring Lake, N.C.	D2-'18
77	Lewan, Taylor	T	6-7	309	7/22/91	7	Michigan	Cave Creek, Ariz.	D1-'14
51	Long Jr., David	LB	5-11	227	10/12/96	2	West Virginia	Cincinnati, Ohio	D6-'19
97	Mack, Isaiah	DT	6-1	299	3/19/96	2	Chattanooga	Tunnel Hill, Ga.	FA-'19
28	McNichols, Jeremy	RB	5-9	205	12/26/95	1	Boise State	Santa Margarita, Calif.	FA-'20
30	Milton, Chris	CB	5-11	190	9/15/92	5	Georgia Tech	Folkston, Ga.	W (IND)-'19
52	Munyer, Daniel	C	6-1	305	3/4/92	3	Colorado	Harbor City, Calif.	FA-'19
91	Murchison, Larrell	DL	6-2	297	4/24/97	R	North Carolina State	Elizabethtown, N.C.	D5-'20
85	Pruitt, MyCole	TE	6-2	245	3/24/92	5	Southern Illinois	South Bend, Ind.	FA-'18
14	Raymond, Kalif	WR	5-8	182	8/8/94	3	Holy Cross	Lawrenceville, Ga.	FA-'18
50	Roberson, Derick	OLB	6-3	250	11/15/95	2	Sam Houston State	San Antonio, Texas	FA-'19
76	Saffold III, Rodger	G	6-5	325	6/6/88	11	Indiana	Bedford, Ohio	UFA (LAR)-'19
70	Sambraio, Ty	T	6-5	311	3/10/92	6	Colorado State	Watsonville, Calif.	FA-'20
98	Simmons, Jeffery	DT	6-4	305	7/28/97	2	Mississippi State	Macon, Miss.	D1-'19
81	Smith, Jonnu	TE	6-3	248	8/22/95	4	Florida International	Ocala, Fla.	D3b-'17
23	Smith, Tye	CB	6-0	195	5/3/93	5	Towson	Raleigh, N.C.	FA-'17
87	Swaim, Geoff	TE	6-4	260	9/16/93	6	Texas	Chico, Calif.	FA-'20
17	Tannehill, Ryan	QB	6-4	217	7/27/88	9	Texas A&M	Big Spring, Texas	T (MIA)-'19
24	Vaccaro, Kenny	S	6-0	214	2/15/91	8	Texas	Brownwood, Texas	FA-'18
15	Westbrook-Ikhine, Nick	WR	6-2	211	3/21/97	R	Indiana	Lake Mary, Fla.	FA-'20
5	Woodside, Logan	QB	6-1	213	1/27/95	1	Toledo	Frankfort, Ky.	FA-'19
<b>PRACTICE SQUAD (15):</b>									
56	Bates, Daren	LB	5-11	225	11/27/90	8	Auburn	Olive Branch, Miss.	FA-'20
13	Batson, Cameron	WR	5-8	175	12/20/95	3	Texas Tech	Oklahoma City, Okla.	FA-'18
39	Borders, Breon	CB	6-0	189	7/22/95	2	Duke	Statesville, N.C.	FA-'20
16	Hollister, Cody	WR	6-4	216	11/18/93	3	Arkansas	Bend, Ore.	FA-'19
89	Hudson, Tommy	TE	6-3	255	2/22/97	R	Arizona State	San Jose, Calif.	FA-'20
66	Kemp, Brandon	T	6-6	317	1/18/97	R	Valdosta State	Atlanta, Ga.	FA-'20
38	Mabin, Greg	CB	6-2	200	6/25/94	4	Iowa	Fort Lauderdale, Fla.	FA-'20
7	McCann, Tucker	K	6-0	218	11/10/97	R	Missouri	O'Fallon, Ill.	FA-'20
36	Orr, Kareem	CB	5-11	195	1/2/97	1	Chattanooga	Chattanooga, Tenn.	FA-'19
72	Quessenberry, David	OL	6-5	310	8/24/90	2	San Jose State	La Jolla, Calif.	FA-'18
57	Ray, Wyatt	OLB	6-3	255	10/24/96	1	Boston College	Boca Raton, Fla.	FA-'20
80	Rogers, Chester	WR	6-0	184	1/12/94	5	Grambling State	Huntsville, Ala.	FA-'20
4	Siemian, Trevor	QB	6-3	220	12/26/91	6	Northwestern	Windermere, Fla.	FA-'20
59	Skipper, Tuzar	OLB	6-3	246	6/5/95	2	Toledo	Norwich, Conn.	FA-'20
78	Tart, Tear	DT	6-2	304	2/28/97	R	Florida International	Philadelphia, Pa.	FA-'20
<b>RESERVE/COVID-19 (1):</b>									
79	Wilson, Isaiah	T	6-6	350	2/12/99	R	Georgia	Brooklyn, N.Y.	D1-'20
<b>RESERVE/INJURED (3):</b>									
29	Cruikshank, Dane	DB	6-1	209	4/27/95	3	Arizona	Chino Hills, Calif.	D5-'18
25	Jackson, Adoree'	CB	5-11	185	9/18/95	4	Southern California	East St. Louis, Ill.	D1b-'17
20	Perry, Seniorise	RB	6-0	210	9/19/91	6	Louisville	Summerville, Ga.	FA-'20
<b>RESERVE/VOLUNTARY OPT-OUT (1):</b>									
61	McKinney, Anthony	T	6-7	316	10/25/97	R	Texas Christian	Rockford, Ill.	FA-'20

Active Roster Count: 53

As of Sept. 27, 2020

**HEAD COACH: MIKE VRABEL**

**ASSISTANT COACHES:** ARTHUR SMITH (offensive coordinator), CRAIG AUKERMAN (special teams), BRIAN BELL (strength and conditioning assistant), SCOTT BOOKER (safeties), SHANE BOWEN (outside linebackers), KEITH CARTER (offensive line), RYAN CROW (assistant special teams), TONY DEWS (running backs), TODD DOWNING (tight ends), MATT EDWARDS (defensive assistant), MONDRAY GEE (strength and conditioning assistant), JIM HASLETT (inside linebackers), CHANDLER HENLEY (quality control), ZAK KUHR (defensive quality control), ANTHONY MIDGET (secondary), ROB MOORE (wide receivers), PAT O'HARA (quarterbacks), FRANK PIRAINO (strength and conditioning), LUKE STECKEL (offensive assistant), MIKE SULLIVAN (assistant offensive line), TERRELL WILLIAMS (defensive line)

# TENNESSEE TITANS NUMERICAL ROSTER

NO.	NAME	POS.	HT.	WT.	AGE	EXP.	COLLEGE	HOMETOWN	ACQUIRED
3	Stephen Gostkowski	K	6-1	215	36	15	Memphis	Madison, Miss.	FA-'20
5	Logan Woodside	QB	6-1	213	25	1	Toledo	Frankfort, Ky.	FA-'19
6	Brett Kern	P	6-2	214	34	13	Toledo	Grand Island, N.Y.	W (DEN)-'09
10	Adam Humphries	WR	5-11	195	27	6	Clemson	Spartanburg, S.C.	UFA (TB)-'19
11	A.J. Brown	WR	6-1	226	23	2	Mississippi	Starkville, Miss.	D2-'19
14	Kalif Raymond	WR	5-8	182	26	3	Holy Cross	Lawrenceville, Ga.	FA-'18
15	Nick Westbrook-Ikhine	WR	6-2	211	23	R	Indiana	Lake Mary, Fla.	FA-'20
17	Ryan Tannehill	QB	6-4	217	32	9	Texas A&M	Big Spring, Texas	T (MIA)-'19
21	Malcolm Butler	CB	5-11	190	30	7	West Alabama	Vicksburg, Miss.	UFA (NE)-'18
22	Derrick Henry	RB	6-3	247	26	5	Alabama	Yulee, Fla.	D2c-'16
23	Tye Smith	CB	6-0	195	27	5	Towson	Raleigh, N.C.	FA-'17
24	Kenny Vaccaro	S	6-0	214	29	8	Texas	Brownwood, Texas	FA-'18
26	Kristian Fulton	CB	5-11	197	22	R	Louisiana State	New Orleans, La.	D2-'20
28	Jeremy McNichols	RB	5-9	205	24	1	Boise State	Santa Margarita, Calif.	FA-'20
30	Chris Milton	CB	5-11	190	28	5	Georgia Tech	Folkston, Ga.	W (IND)-'19
31	Kevin Byard	S	5-11	212	27	5	Middle Tennessee State	Lithonia, Ga.	D3-'16
32	Darrynton Evans	RB	5-10	203	22	R	Appalachian State	Oak Hill, Fla.	D3-'20
33	Johnathan Joseph	CB	5-11	186	36	15	South Carolina	Rock Hill, S.C.	FA-'20
35	Chris Jackson	DB	5-10	193	22	R	Marshall	Tallahassee, Fla.	D7b-'20
37	Amani Hooker	DB	5-11	210	22	2	Iowa	Minneapolis, Minn.	D4-'19
40	Kamalei Correa	OLB	6-3	241	26	5	Boise State	Honolulu, Hawaii	T (BAL)-'18
41	Khari Blasingame	FB/RB	6-0	233	24	2	Vanderbilt	New Market, Ala.	FA-'19
44	Vic Beasley Jr.	OLB	6-3	246	28	6	Clemson	Adairsville, Ga.	UFA (ATL)-'20
46	Joshua Kalu	DB	6-0	203	25	2	Nebraska	Houston, Texas	FA-'18
48	Beau Brinkley	LS	6-4	260	30	9	Missouri	Kearney, Mo.	FA-'12
49	Nick Dzubnar	LB	6-1	240	29	6	Cal Poly - San Luis Obispo	Mission Viejo, Calif.	UFA (LAC)-'20
50	Derick Roberson	OLB	6-3	250	24	2	Sam Houston State	San Antonio, Texas	FA-'19
51	David Long Jr.	LB	5-11	227	23	2	West Virginia	Cincinnati, Ohio	D6-'19
52	Daniel Munyer	C	6-1	305	28	3	Colorado	Harbor City, Calif.	FA-'19
53	Will Compton	LB	6-1	235	31	7	Nebraska	Bonne Terre, Mo.	FA-'20
54	Rashaan Evans	LB	6-2	232	24	3	Alabama	Auburn, Ala.	D1-'18
55	Jayon Brown	LB	6-0	226	25	4	UCLA	Long Beach, Calif.	D5-'17
58	Harold Landry III	OLB	6-2	252	24	3	Boston College	Spring Lake, N.C.	D2-'18
60	Ben Jones	C	6-3	308	31	9	Georgia	Brent, Ala.	UFA (HOU)-'16
62	Aaron Brewer	C	6-1	274	22	R	Texas State	Dallas, Texas	FA-'20
64	Nate Davis	OL	6-3	316	24	2	Charlotte	Ashburn, Va.	D3-'19
70	Ty Sambrailo	T	6-5	311	28	6	Colorado State	Watsonville, Calif.	FA-'20
71	Dennis Kelly	T	6-8	321	30	9	Purdue	Chicago Heights, Ill.	T (PHI)-'16
75	Jamil Douglas	G/C	6-4	309	28	3	Arizona State	Cypress, Calif.	FA-'18
76	Rodger Saffold III	G	6-5	325	32	11	Indiana	Bedford, Ohio	UFA (LAR)-'19
77	Taylor Lewan	T	6-7	309	29	7	Michigan	Cave Creek, Ariz.	D1-'14
81	Jonnu Smith	TE	6-3	248	25	4	Florida International	Ocala, Fla.	D3b-'17
84	Corey Davis	WR	6-3	209	25	4	Western Michigan	Wheaton, Ill.	D1a-'17
85	MyCole Pruitt	TE	6-2	245	28	5	Southern Illinois	South Bend, Ind.	FA-'18
86	Anthony Firkser	TE	6-2	246	25	3	Harvard	Manalapan, N.J.	FA-'18
87	Geoff Swaim	TE	6-4	260	27	6	Texas	Chico, Calif.	FA-'20
90	DaQuan Jones	DL	6-4	322	28	7	Penn State	Johnson City, N.Y.	D4a-'14
91	Larrell Murchison	DL	6-2	297	23	R	North Carolina State	Elizabethtown, N.C.	D5-'20
92	Matt Dickerson	DE	6-5	292	24	3	UCLA	San Mateo, Calif.	FA-'18
94	Jack Crawford	DL	6-5	274	32	9	Penn State	London, United Kingdom	UFA (ATL)-'20
97	Isaiah Mack	DT	6-1	299	24	2	Chattanooga	Tunnel Hill, Ga.	FA-'19
98	Jeffery Simmons	DT	6-4	305	23	2	Mississippi State	Macon, Miss.	D1-'19
99	Jadeveon Clowney	OLB	6-5	255	27	7	South Carolina	Rock Hill, S.C.	FA-'20
<b>PRACTICE SQUAD (15):</b>									
4	Trevor Siemian	QB	6-3	220	28	6	Northwestern	Windermere, Fla.	FA-'20
7	Tucker McCann	K	6-0	218	22	R	Missouri	O'Fallon, Ill.	FA-'20
13	Cameron Batson	WR	5-8	175	24	3	Texas Tech	Oklahoma City, Okla.	FA-'18
16	Cody Hollister	WR	6-4	216	26	3	Arkansas	Bend, Ore.	FA-'19
36	Kareem Orr	CB	5-11	195	23	1	Chattanooga	Chattanooga, Tenn.	FA-'19
38	Greg Mabin	CB	6-2	200	26	4	Iowa	Fort Lauderdale, Fla.	FA-'20
39	Breon Borders	CB	6-0	189	25	2	Duke	Statesville, N.C.	FA-'20
56	Daren Bates	LB	5-11	225	29	8	Auburn	Olive Branch, Miss.	FA-'20
57	Wyatt Ray	OLB	6-3	255	23	1	Boston College	Boca Raton, Fla.	FA-'20
59	Tuzar Skipper	OLB	6-3	246	25	2	Toledo	Norwich, Conn.	FA-'20
66	Brandon Kemp	T	6-6	317	23	R	Valdosta State	Atlanta, Ga.	FA-'20
72	David Quessenberry	OL	6-5	305	30	2	San Jose State	La Jolla, Calif.	FA-'18
78	Teair Tart	DT	6-2	304	23	R	Florida International	Philadelphia, Pa.	FA-'20
80	Chester Rogers	WR	6-0	184	26	5	Grambling State	Huntsville, Ala.	FA-'20
89	Tommy Hudson	TE	6-3	255	23	R	Arizona State	San Jose, Calif.	FA-'20
<b>RESERVE/COVID-19 (1):</b>									
79	Isaiah Wilson	T	6-6	350	21	R	Georgia	Brooklyn, N.Y.	D1-'20
<b>RESERVE/INJURED (3):</b>									
20	Senorise Perry	RB	6-0	210	29	6	Louisville	Summerville, Ga.	FA-'20
25	Adoree' Jackson	CB	5-10	186	25	4	Southern California	East St. Louis, Ill.	D1b-'17
29	Dane Cruikshank	DB	6-1	209	25	3	Arizona	Chino Hills, Calif.	D5-'18
<b>RESERVE/VOLUNTARY OPT-OUT (1):</b>									
61	Anthony McKinney	T	6-7	316	22	R	Texas Christian	Rockford, Ill.	FA-'20

Active Roster Count: 53 As of Sept. 27, 2020

**HEAD COACH: MIKE VRABEL**

**ASSISTANT COACHES:** ARTHUR SMITH (offensive coordinator), CRAIG AUKERMAN (special teams), BRIAN BELL (strength and conditioning assistant), SCOTT BOOKER (safeties), SHANE BOWEN (outside linebackers), KEITH CARTER (offensive line), RYAN CROW (assistant special teams), TONY DEWS (running backs), TODD DOWNING (tight ends), MATT EDWARDS (defensive assistant), MONDRAY GEE (strength and conditioning assistant), JIM HASLETT (inside linebackers), CHANDLER HENLEY (quality control), ZAK KUHR (defensive quality control), ANTHONY MIDGET (secondary), ROB MOORE (wide receivers), PAT O'HARA (quarterbacks), FRANK PIRAINO (strength and conditioning), LUKE STECKEL (offensive assistant), MIKE SULLIVAN (assistant offensive line), TERRELL WILLIAMS (defensive line)

**HOW ACQUIRED KEY:** FA (free agent), UFA (unrestricted free agent), RFA (restricted free agent), D (draft pick), W (waivers), T (trade)