



TENNESSEE TITANS

PRESS RELEASE

ASCENSION SAINT THOMAS SPORTS PARK | 460 Great Circle Road | Nashville, TN 37228 | 615-565-4100 | TennesseeTitans.com | @Titans

ROBBIE BOHREN Vice President of Football Communications | **DWIGHT SPRADLIN** Director of Football Communications
JARED PUFFER Associate Director of Football Communications | **KAYLEE CONNORS** Coordinator of Football Communications

FOR IMMEDIATE RELEASE

AUGUST 14, 2023



TITANS TRAVEL TO MINNESOTA FOR JOINT PRACTICES, PRESEASON GAME



Tennessee Titans (0-1) at Minnesota Vikings (0-1)

Saturday, Aug. 19, 2023 • 7 p.m. CDT • U.S. Bank Stadium • Minneapolis, Minn. • TV: WKRN-2

NASHVILLE — The Tennessee Titans (0-1) will spend extended time with the reigning NFC North champion Minnesota Vikings (0-1) this week, traveling to the Twin Cities for joint practices on Wednesday and Thursday and a preseason matchup on Saturday. Kickoff for the game at U.S. Bank Stadium (capacity 67,202) is scheduled for 7 p.m. CDT on Aug. 19.

The Titans are scheduled to arrive in Minnesota on Tuesday. Practices on Wednesday and Thursday will take place at Twin Cities Orthopedics Performance Center (2600 Vikings Circle, Eagan, Minn.) and begin at noon CDT.

THE BROADCAST

This week's contest will be televised regionally on the Titans Preseason TV Network, including flagship WKRN-News 2 in Nashville. Play-by-play announcer **Paul Burmeister** and analyst **Charles Davis** will call the action, and **Cory Curtis** will report from the sidelines.

During the preseason, fans in the Nashville market are able to livestream the broadcast on their mobile devices from the Titans Mobile App (iOS and Android), as well as on desktop computers and mobile web at TennesseeTitans.com. Restrictions apply.

Additionally, fans outside of Nashville can access live Titans preseason games with NFL+, which offers [access to all out-of-market preseason games across all devices](#), live local and primetime regular season and postseason games (phone and tablet only), live local and national audio for every game, and more.

The Titans Radio Network and Nashville flagship 104.5 The Zone carry all Titans games across the Mid-South with the "Voice of the Titans" **Mike Keith**, analyst **Dave McGinnis**, sideline reporter **Ramon Foster** and gameday host **Rhett Bryan**.

LAST WEEK AT CHICAGO

The Titans opened the preseason last week at Chicago. **Malik Willis** and **Will Levis** split the quarterback duties for the Titans with starter **Ryan Tannehill** sitting out, but it was Bears starter **Justin Fields** who provided the game's biggest passing plays. Fields connected on scoring strikes of 62 yards to wide receiver **DJ Moore** and 56 yards to running back **Khalil Herbert**, helping the Bears prevail by a final score of 23-17.

Willis, embarking upon his second NFL preseason, received the starting nod and led the offense on seven possessions. He completed 16 of 25 passes for 189 yards with one interception. He also rushed for 22 yards, including a two-yard touchdown to cap the first series of the afternoon.

Levis, a second-round draft choice making his NFL preseason debut, alternated playtime with Willis throughout the game and was on the field for six drives. His final statistics included nine completions for 85 yards and one interception on 14 attempts.

In addition to Tannehill, many of the team's regular starters did not play in the preseason opener. Out of the 91 players on the roster, 67 saw action.

THE VIKINGS

The Vikings won their division last year under first-year head coach **Kevin O'Connell**, who served as offensive coordinator for the Los Angeles Rams prior to being hired to his current post. O'Connell led his team to a 13-4 record during the regular season before being defeated by the New York Giants in a wild-card playoff game.

Quarterback **Kirk Cousins** is entering his 12th NFL season and his sixth campaign with the Vikings. In 2022, he was selected to his second consecutive Pro Bowl and fourth overall after passing for 4,547 yards, the second-highest total in franchise history. Cousins ranks third all-time for the franchise with 20,934 career passing yards, trailing only **Fran Tarkenton** (33,098) and **Tommy Kramer** (24,775).

Cousins' primary target for the past three campaigns has been wide receiver **Justin Jefferson**. The former Louisiana State University standout led the NFL in 2022 with 128 receptions and 1,809 receiving yards.

Minnesota launched its preseason on the road last week at Seattle, falling to the Seahawks 24-13. Veteran **Nick Mullens** opened the game at quarterback, as Cousins, Jefferson and several other starters were held out.

2023 TITANS SCHEDULE

PRESEASON

Day	Date	Opponent	Kickoff/Result	TV/Score
Sat	8/12	at Chicago	L	17-23
Sat	8/19	at Minnesota	7 p.m.	WKRN
Fri	8/25	NEW ENGLAND	7:15 p.m.	WKRN/NFLN

REGULAR SEASON

Day	Date	Opponent	Kickoff	TV
Sun	9/10	at New Orleans	Noon	CBS
Sun	9/17	L.A. CHARGERS	Noon	CBS
Sun	9/24	at Cleveland	Noon	CBS
Sun	10/1	CINCINNATI	Noon	FOX
Sun	10/8	at Indianapolis	Noon*	CBS
Sun	10/15	BALTIMORE (London)	8:30 a.m.	NFLN
Sun	10/22	BYE		
Sun	10/29	ATLANTA	Noon*	CBS
Thu	11/2	at Pittsburgh	7:15 p.m.	Prime Video
Sun	11/12	at Tampa Bay	Noon*	CBS
Sun	11/19	at Jacksonville	Noon*	CBS
Sun	11/26	CAROLINA	Noon*	FOX
Sun	12/3	INDIANAPOLIS	Noon*	CBS
Mon	12/11	at Miami	7:15 p.m.*	ESPN
Sun	12/17	HOUSTON	Noon*	CBS
Sun	12/24	SEATTLE	Noon*	CBS
Sun	12/31	at Houston	Noon*	FOX
Sat/Sun	1/6-7	JACKSONVILLE	TBD	TBD

All kickoff times Central

* Time, TV subject to change

PRESEASON AFC SOUTH STANDINGS

Team	W	L	T	Pct
Jacksonville Jaguars	1	0	0	1.000
Houston Texans	1	0	0	1.000
Tennessee Titans	0	1	0	.000
Indianapolis Colts	0	1	0	.000

LAST WEEK (CT): Ten 17 at Chi 23, Jax 28 at Dal 23, Ind 19 at Buf 23, Hou 20 at NE 9

THIS WEEK (CT): Jax at Det (Sat 12:00), Mia at Hou (Sat 3:00), Ten at Min (Sat 7:00), Chi at Ind (Sat 6:00)

NEXT WEEK (CT): Ind at Phi (Thu 7:00), NE at Ten (Fri 7:15), Mia at Jax (Sat 6:00), Hou at NO (Sun 7:00)

GAME INFORMATION

Date of Game Saturday Aug. 19, 2023
Kickoff Time 7 p.m. CDT
Venue U.S. Bank Stadium
Location Minneapolis, Minn.
Opened in 2016
Surface ActGlobal Speed S5
Capacity 67,202

Visiting Team Tennessee Titans (0-1)
Website www.TennesseeTitans.com
Media Guide www.TennesseeTitans.com/Media
Franchise since 1960 (1960-96 Houston Oilers; 1997-98 Tennessee Oilers)

Ownership Amy Adams Strunk (Controlling Owner/ Co-Chairman, Board of Directors); Kenneth S. Adams, IV (Board of Directors Co-Chair); Barclay Adams; Susan Lewis
President/CEO Burke Nihill
Head Coach Mike Vrabel (since 2018)
General Manager Ran Carthon (since 2023)
Asst. HC/Special Teams Coord. Craig Aukerman
Defensive Coordinator Shane Bowen
Offensive Coordinator Tim Kelly

2022 NFL Offensive Rank 30 (Total), 13 (Rush), 30 (Pass)
2022 NFL Defensive Rank 23 (Total), 1 (Rush), 32 (Pass)

Home Team Minnesota Vikings (0-1)
Website www.vikings.com
Franchise since 1961
Owner/Chairman Zygi Wilf
Owner/President Mark Wilf
General Manager Kwesi Odofo-Mensah
Head Coach Kevin O'Connell (since 2022)
Defensive Coordinator Brian Flores
Offensive Coordinator Wes Phillips
Special Teams Coordinator Matt Daniels
2022 NFL Offensive Rank 7 (Total), 27t (Rush), 6 (Pass)
2022 NFL Defensive Rank 31 (Total), 20 (Rush), 31 (Pass)

Referee TBA

Television WKRN News 2
Play-by-Play Paul Burmeister
Analyst Charles Davis
Sideline Reporter Cory Curtis

TITANS PRESEASON TELEVISION AFFILIATES:
Nashville/Flagship WKRN Ch. 2 (ABC)
Bowling Green, Ky. WNKY Ch. 40 (NBC 40.1/CBS 40.2)
Chattanooga, Ten. WRCB Ch. 3 (NBC) (Aug. 12 & 19)
Huntsville, Ala. WHNT Ch. 19 (CBS)
Jackson, Ten. WJKT Ch. 16 (FOX)
Knoxville, Ten. WATE Ch. 6 (ABC)
Memphis, Ten. WREG Ch. 3 (CBS)
Paducah, Ky./Cape Girardeau, Mo. WBSI Ch.2349 (FOX)
Tri-Cities, Ten. WJHL Ch. 11/EJHL (ABC)

Radio Titans Radio Network
Flagship WGFX 104.5 FM-The Zone
Satellite Radio Sirius 121, XM 384, SXM 384 (Internet 830)
Play-by-Play Mike Keith
Analyst Dave McGinnis
Gameday Host Rhett Bryan
Reporter Ramon Foster



SERIES AT A GLANCE

- Overall series (regular & postseason): **Vikings lead 9-5**
- Regular season series: **Vikings lead 9-5**
- Postseason series: **None**
- Preseason series: **Vikings lead 7-2**
- Total points: **Titans 219, Vikings 350**
- Current streak: **One win by Titans**
- Titans at home vs. Vikings: **3-2**
- Titans on road vs. Vikings: **2-7**
- Longest winning streak by Titans: **1 (last 2020)**
- Longest losing streak by Titans: **4 (1995-2004)**
- Titans vs. Vikings at Nissan Stadium: **1-1**
- Last time at Nissan Stadium: **VIKINGS 25 at Titans 16 (9-11-16)**
- Titans vs. Vikings at U.S. Bank Stadium: **1-0**
- Last time at U.S. Bank Stadium: **TITANS 31 at Vikings 30 (9-27-20)**
- First time: **Oilers 10 at VIKINGS 51 (10-13-74)**
- Mike Vrabel's record vs. Vikings: **1-0**
- Kevin O'Connell's record vs. Titans: **0-0**
- Mike Vrabel's record vs. Kevin O'Connell: **0-0**

A TITANS VICTORY WOULD ...

- Improve Mike Vrabel's record as a head coach in preseason games to **7-9**.
- Improve the Titans' all-time preseason record against the Vikings to **3-7**.

QUICK CLICKS

From Last Week's Game

- [Game Center](#)
- [Gamebook \(PDF\)](#)
- [Watch Highlights](#)
- [Postgame Press Conference Video: Terrell Williams](#)
- [Jim Wyatt: Six Things That Stood Out](#)
- [Game Photos](#)

Titans Information

- [New Stadium Information](#)
- [Titans 2023 Media Guide](#)
- [Titans Tickets](#)
- [Titans in the Community](#)
- [Nissan Stadium Information](#)
- [Titans Podcasts](#)

KEY DATES

August 16-17	Titans and Minnesota Vikings combined practices in Eagan, Minn.
August 19	Second preseason game at Minnesota
August 22-23	Titans and New England Patriots combined practices at Ascension Saint Thomas Sports Park in Nashville
August 25	Third preseason game against New England at Nissan Stadium
August 29	Prior to 3 p.m. CT, clubs must reduce rosters to a maximum of 53 players on the active/inactive list
August 30	Clubs may establish practice squads of up to 16 players
September 10	First regular season game at New Orleans
September 17	First home game of the regular season against the Los Angeles Chargers

SERIES HISTORY

The Titans and Vikings have met only 14 times in the regular season. The Vikings lead the series 9-5, including wins by the Vikings in the most recent matchup at Nissan Stadium and the final four matchups between the clubs at Mall of America Field (Hubert H. Humphrey Metrodome).

However, the Titans won the last time they met—their first appearance at U.S. Bank Stadium, which opened in 2016. On Sept. 27, 2020, the Titans prevailed 31-30 in a game played without fans in the stadium due to the COVID-19 pandemic. The Titans used a career-high six field goals by **Stephen Gostkowski**, and for the eighth game in Titans/Oilers history, the team had a 300-yard passer (321 by **Ryan Tannehill**), a 100-yard rusher (119 by **Derrick Henry**) and a 100-yard receiver (118 by **Kalif Raymond**).

The Vikings traveled to Nissan Stadium to open the 2016 campaign (Sept. 11, 2016) and escaped with a 25-16 win. The Titans built a 10-0 halftime lead, but ultimately they were undone by three second-half turnovers. The Vikings took the lead in the third quarter on a 77-yard interception return for a touchdown by linebacker **Eric Kendricks**, and they added a fumble return for a touchdown in the fourth quarter by defensive end **Danielle Hunter**.

The Vikings began their expansion season in the NFL in 1961, one season after the Oilers helped launch the American Football League. It was not until five seasons into the 1970 NFL-AFL merger that the two teams played their first regular season game against each other.

The first Oilers-Vikings game in 1974 finished with a lopsided score of 51-10 in favor of the Vikings. It is still tied for the 10th biggest defeat in Titans/Oilers history. The Vikings finished that season with a trip to Super Bowl IX.

The 1974 meeting also was the first and only game played by the Oilers at Metropolitan Stadium, which the Vikings would leave in 1982 when the Metrodome opened. At the Metrodome, the Titans managed one win in seven outings. They were victorious there in 1992.

The first time the Vikings played in Tennessee during the regular season was Dec. 26, 1998. On that day, the then-Oilers hosted the Vikings in the regular season finale, a game the Vikings won by a final score of 26-16. In their final time playing at Vanderbilt Stadium, the occasion also marked the final game the team would be called the Oilers. In 1999, Nissan Stadium opened and the team took the name Titans.

MOST RECENT MATCHUPS

2008 Week 4 • Sept. 28, 2008 • Vikings 17 at TITANS 30

A strong defensive effort allows the Titans to start the season 4-0 for the first time in franchise history ... Tennessee limits Vikings running back Adrian Peterson to 80 yards on the ground, forces four turnovers and records four sacks ... Rookie Chris Johnson scores his first career rushing touchdown in the first quarter and adds another with six seconds remaining in regulation to seal the win.

2012 Week 5 • Oct. 7, 2012 • Titans 7 at VIKINGS 30

The Vikings score the game's first 23 points until the Titans get on the scoreboard with a fourth-quarter pass from Matt Hasselbeck to Jared Cook ... Hasselbeck starts for an injured Jake Locker (shoulder) ... Vikings quarterback Christian Ponder passes for two touchdowns, including one to receiver Percy Harvin, who totals 108 yards on eight catches and adds a rushing touchdown ... Adrian Peterson rushes for 88 yards for the Vikings.

2016 Week 1 • Sept. 11, 2016 • VIKINGS 25 at TITANS 16

The Titans take a 10-0 halftime lead, but the Vikings score 25 unanswered points in the second half ... Marcus Mariota completes two touchdown passes to DeMarco Murray ... The Vikings score both of their touchdowns on defense, the first a 77-yard interception return by linebacker Eric Kendricks and the second a 24-yard fumble return by defensive end Danielle Hunter ... The Titans defense limits Minnesota's offensive scoring to four made field goals in six attempts ... Adrian Peterson is held to 31 yards on 19 carries.

2020 Week 3 • Sept. 27, 2020 • TITANS 31 at Vikings 30

Stephen Gostkowski boots a game-winning 55-yard field goal with 1:44 remaining in the fourth quarter, hitting his sixth field goal in six attempts ... Ryan Tannehill passes for 321 yards, while wide receiver Kalif Raymond sets a career high with 118 yards on three catches, including 44- and 61-yard receptions ... Derrick Henry rushes for 119 yards and two touchdowns ... The Titans defense forces three turnovers (two interceptions, one fumble recovery) ... The Vikings are led by Dalvin Cook's 181 rushing yards, the most against the Titans since Melvin Gordon's 196 for San Diego on Nov. 6, 2016 ... Vikings rookie Justin Jefferson has 175 receiving yards on seven passes from Kirk Cousins (251 passing yards).

ALL-TIME SERIES RESULTS

TITANS vs. VIKINGS

Vikings lead 9-5

Date	Site	W/L	Score
10-13-74	Min	L	10-51
12-21-80	Hou	W	20-16
10-16-83	Min	L	14-34
12-14-86	Hou	W	23-10
9-10-89	Min	L	7-38
11-15-92	Min	W	17-13
10-8-95	Min	L	17-23
12-26-98	Ten	L	16-26
12-9-01	Min	L	24-42
10-24-04	Min	L	3-20
9-28-08	Ten	W	30-17
10-7-12	Min	L	7-30
9-11-16	Ten	L	16-25
9-27-20	Min	W	31-30



TITANS-VIKINGS: THE LAST MEETING

Week 3: Titans 31, Vikings 30
Sunday, Sept. 27, 2020 • 12:00 p.m. CT • U.S. Bank Stadium



In Week 3 of the 2020 season, the Titans traveled to Minnesota to face the Vikings and won by a score of 31-30. **K Stephen Gostkowski** was a career-best six-for-six on field goals and **RB Derrick Henry** added two rushing scores to propel the Titans to a 3-0 start.

Tennessee put up a 54-yard scoring drive on their opening possession. **WR Kalif Raymond** made a 44-yard catch to move the chains as Gostkowski converted a 39-yard field goal for an early 3-0 lead. Later in the first quarter, **CB Johnathan Joseph** forced Vikings **RB Dalvin Cook** to fumble the ball and **LB Rashaan Evans** recovered the fumble. Evans scooped the ball up and ran 25 yards to the Minnesota 20-yard line to set the Titans up in position for a 31-yard field goal. Tennessee moved ahead, 6-0. On the ensuing Minnesota possession, the Vikings put together a seven-play, 76-yard scoring drive. Vikings **QB Kirk Cousins** connected with Vikings **WR Justin Jefferson** for an 11-yard gain before Cook took off for a 39-yard rushing score. Minnesota took the lead, 7-6.

In the second quarter, **QB Ryan Tannehill** threw an interception in the end zone to Vikings **S Harrison Smith**. Minnesota capitalized on the turnover and produced an 88-yard scoring drive, which was capped with a 16-yard touchdown reception by Vikings **WR Adam Thielen** for a 14-6 Minnesota advantage. Each team tacked on a field goal in the second quarter to make it a 17-9 game heading into halftime.

In the third quarter, Tennessee inched closer to Minnesota with a 51-yard field goal to make it a 17-12 game. However, on the ensuing Vikings possession Cousins threw a 71-yard touchdown pass to Jefferson as Minnesota extended the lead, 24-12.

On the following Tennessee drive, **WR Corey Davis** contributed a 38-yard reception to give Tennessee a first down at the Minnesota eight-yard line. Ultimately, Henry ran into the end zone on a one-yard score to make it a 24-19 game. After forcing the Vikings to punt on their next possession, Tennessee put together another scoring drive. With a 61-yard catch contributed by Raymond, Henry again rushed for a one-yard score to give Tennessee the lead. The Titans were unsuccessful on a two-point conversion attempt and took the lead, 25-24.

The Vikings retook the lead with a 10-play, 75-yard scoring drive. Cousins connected with Vikings **TE Kyle Rudolph** for a three-yard touchdown, but Minnesota's two-point conversion attempt failed as the Vikings took a 30-25 advantage.

Trailing by five points, the Titans engineered a 10-play scoring drive on that saw Gost-

kowski nail a 54-yard field goal to make it a 30-28 game. After forcing the Vikings to punt, Tennessee added another field goal on its next possession as Gostkowski's 55-yard kick gave the Titans a 31-30 lead with just under two minutes left to play.

With Minnesota facing a fourth-and-24 from their own 26-yard line, and Tennessee looking to preserve a lead, Cousins threw a pass deep right and it was intercepted by **DB Amani Hooker** to seal a Titans victory.

SCORING

	1	2	3	4	Final
Tennessee	6	3	16	6	31
Minnesota	7	10	7	6	30

TEAM	SCORING PLAY	TIME
Titans	S.Gostkowski 39 yd. Field Goal	1-11:44
Titans	S.Gostkowski 31 yd. Field Goal	1-6:01
Vikings	D.Cook 39 yd. run (D.Bailey kick)	1-2:43
Vikings	A.Thielen 16 yd. pass from K.Cousins (D.Bailey kick)	2-8:56
Titans	S.Gostkowski 30 yd. Field Goal	2-3:18
Vikings	D.Bailey 41 yd. Field Goal	2-1:41
Titans	S.Gostkowski 51 yd. Field Goal	3-8:57
Vikings	J.Jefferson 71 yd. pass from K.Cousins (D.Bailey kick)	3-8:04
Titans	D.Henry 1 yd. run (S.Gostkowski kick)	3-3:53
Titans	D.Henry 1 yd. run (pass failed)	3-1:22
Vikings	K.Rudolph 3 yd. pass from K.Cousins (pass failed)	4-10:17
Titans	S.Gostkowski 54 yd. Field Goal	4-6:31
Titans	S.Gostkowski 55 yd. Field Goal	4-1:44

Missed FGs: D. Bailey 49WR

Attendance: 0

Time of Game: 3:10

Weather: Indoors

Referee: Clete Blakeman

[CLICK TO WATCH HIGHLIGHTS](#)



TEAM STATISTICS

	Titans	Vikings
TOTAL FIRST DOWNS	23	22
THIRD DOWN EFFICIENCY	3-13-23%	4-10-40%
FOURTH DOWN EFFICIENCY	1-1-100%	0-1-0%
TOTAL NET YARDS	444	464
Plays - Avg.	73-6.1	62-7.5
NET YARDS RUSHING	134	226
Rushes - Avg.	35-3.8	33-6.8
NET YARDS PASSING	310	238
Sacks - Yards Lost	1-11	2-13
PASS ATT-COMP-INT	37-23-1	27-16-2
PUNTS - Avg.	3-47.7	3-44.0
Net Punting Average	41.0	42.3
PUNT RETURNS - Yards	2-5	0-0
KICKOFF RETURNS - Yards	1-30	2-47
INTERCEPTIONS - Yards	2-8	1-16
PENALTIES Number and Yards	4-45	3-20
FUMBLES - Lost	2-0	2-1
TOUCHDOWNS	2	4
EXTRA POINTS Made-Attempts	1-2	3-4
RED ZONE EFFICIENCY	2-4-50%	2-2-100%
GOAL TO GO EFFICIENCY	2-2-100%	1-1-100%
SAFETIES	0	0
GIVEAWAYS	1	3
TAKEAWAYS	3	1
TIME OF POSSESSION	31:32	28:28

TITANS STARTERS

OFFENSE		DEFENSE	
WR 84	C.Davis	DE 94	J.Crawford
TE 81	J.Smith	NT 90	D.Jones
LT 77	T.Lewan	DT 98	J.Simmons
LG 76	R.Saffold	OLB 99	J.Clowney
C 60	B.Jones	ILB 54	R.Evans
RG 64	N.Davis	ILB 55	J.Brown
RT 71	D.Kelly	OLB 58	H.Landry
WR 10	A.Humphries	CB 33	J.Joseph
QB 17	R.Tannehill	SS 24	K.Vaccaro
RB 22	D.Henry	FS 31	K.Byard
WR 13	C.Batson	CB 21	M.Butler

VIKINGS STARTERS

OFFENSE		DEFENSE	
WR 18	J.Jefferson	LE 95	I.Odenigbo
LT 71	R.Reiff	NT 93	S.Stephen
LG 78	D.Dozier	DT 94	J.Johnson
C 56	G.Bradbury	RE 91	Y.Ngakoue
RG 73	D.Samia	SLB 50	E.Wilson
RT 75	B.O'Neill	MLB 54	E.Kendricks
TE 82	K.Rudolph	CB 29	K.Boyd
WR 19	A.Thielen	LCB 20	J.Gladney
QB 8	K.Cousins	RCB 24	H.Hill
HB 33	D.Cook	SS 22	H.Smith
FB 30	C.Ham	FS 41	A.Harris

TITANS INDIVIDUAL STATISTICS

Rushing	Att	Yds	Avg	Lg	TD
D.Henry	26	119	4.6	16	2
R.Tannehill	4	9	2.3	10	0
D.Evans	3	9	3.0	4	0
A.Humphries	1	0	0.0	0	0
K.Raymond	1	-3	-3.0	-3	0
Total	35	134	3.8	16	2

VIKINGS INDIVIDUAL STATISTICS

Rushing	Att	Yds	Avg	Lg	TD
D.Cook	22	181	8.2	39	1
A.Mattison	8	27	3.4	15	0
K.Cousins	2	14	7.0	14	0
A.Thielen	1	4	4.0	4	0
Total	33	226	6.8	39	1

Passing	Att	Cmp	Yds	TD	Lg	IN	Rt
R.Tannehill	37	23	321	0	61	1	78.8
Total	37	23	321	0	61	1	78.8

Passing	Att	Cmp	Yds	TD	Lg	IN	Rt
K.Cousins	27	16	251	3	71	2	96.4
Total	27	16	251	3	71	2	96.4

Receiving	No	Yds	Avg	Lg	TD
C.Davis	5	69	13.8	38	0
J.Smith	5	61	12.2	21	0
A.Humphries	4	41	10.3	23	0
K.Raymond	3	118	39.3	61	0
M.Pruitt	2	16	8.0	10	0
D.Henry	2	11	5.5	6	0
J.McNichols	1	5	5.0	5	0
R.Tannehill	1	0	0.0	0	0
Total	23	321	14.0	61	0

Receiving	No	Yds	Avg	Lg	TD
J.Jefferson	7	175	25.0	71	1
A.Thielen	3	29	9.7	16	1
D.Cook	2	18	9.0	15	0
K.Rudolph	2	11	5.5	8	1
C.Ham	1	11	11.0	11	0
C.Beebe	1	7	7.0	7	0
Total	16	251	15.7	71	3

Interceptions	No	Yds	Avg	Lg	TD
J.Joseph	1	5	5.0	5	0
A.Hooker	1	3	3.0	3	0
Total	2	8	4.0	5	0

Interceptions	No	Yds	Avg	Lg	TD
H.Smith	1	16	16.0	16	0
Total	1	16	16.0	16	0

Leading Tacklers (Press Box Totals)
 E. Kendricks 10-6-4; H. Smith 9-6-3; A. Harris 8-6-2

Leading Tacklers (Press Box Totals)
 J. Joseph 7-7-0; J. Brown 7-6-1; R. Evans 7-4-3

Sacks: Y. Ngakoue 1
FF: Y. Ngakoue **FR:** None

Sacks: J. Simmons 1; K. Fulton 1
FF: J. Joseph 1 **FR:** R. Evans 1

GAME PREVIEW


TEAM NOTES

PLAYER NOTES

MEDIA

STATISTICS

ROSTERS



[Click to access the 2023 Titans Media Guide](#)

TITANS PLAYERS NOT IN THE MEDIA GUIDE

66 - OL CHRIS HUBBARD

6-4, 295, 10th NFL Season, Alabama-Birmingham

- Signed as a free agent on July 28, 2023.
- Played in 85 total games with 49 starts during his time with the Steelers (2013-17) and Browns (2018-22). He started 41 games at right tackle, four games at right guard and four games as an extra tight end.
- In 2022, he played in four games with one start for the Browns.
- In 2019, Hubbard started 13 games at right tackle.
- In 2018, he started a career-high 16 games in his first year in Cleveland.
- Originally signed as an undrafted rookie free agent by the Steelers in 2013.
- Appeared in 40 games and made 29 starts at Alabama-Birmingham.
- A native of Columbus, Ga., Hubbard's uncle is Brentson Buckner, currently the defensive line coach for the Jacksonville Jaguars.

20 - DB A.J. MOORE JR.

5-11, 200, 6th NFL Season, Ole Miss

- Re-signed with the Titans as a free agent on July 26, 2023.
- In 2022, he signed with the Titans in March, but he was injured and placed on injured reserve after playing in one contest in September.
- Moore amassed 35 tackles, a sack, two stops for loss, two forced fumbles and a fumble recovery, while adding 34 special teams tackles in his first four NFL seasons (2018-21) with the Houston Texans, starting five games in 2020.
- In 2021, Moore played in 12 games for the Texans at safety and on special teams.
- Moore originally signed with the Patriots in 2018 as an undrafted rookie free agent.
- Played four seasons (2014-17) at Mississippi with 37 career games played for the Rebels, recording 132 total tackles, two sacks, five passes defensed, three fumble recoveries and two forced fumbles.
- Born Alvin James Moore Jr. in Bassfield, Miss. His twin brother, C.J., played safety for the Lions from 2019-22.

64 - OL JIMMY MURRAY

6-5, 318, 3rd NFL Season, Holy Cross

- Signed as a free agent on August 2, 2023.
- Previously had a stint on the Titans practice squad in 2021.
- Arrived in Tennessee with two games of experience, both with the Chiefs in 2018. Also spent time with the Jets, Ravens and Jaguars.
- In 2022, he spent time on the Ravens and Jaguars practice squads.
- Initially signed with the Chiefs in 2018 as an undrafted free agent.
- At Holy Cross (2013-17), he appeared in 44 games on the offensive line and earned second-team All-Patriot League honors following the 2016 and 2017 seasons.
- Native of Wilmette, Ill.

73 - T JUSTIN MURRAY

6-5, 315, 6th NFL Season, Cincinnati

- Signed on August 5, 2023.
- Prior to joining the Titans, Murray played in 37 games over five NFL seasons and started 20 of them. He saw action with the Raiders, Cardinals and Bills.
- In 2022, he played in five games for the Bills.
- In 2021, Murray played in three games with one start for the Cardinals.
- He recorded a career-high 14 games played and 12 starts for Arizona in 2019.
- He was initially signed by the Broncos as an undrafted free agent in 2016.
- At the University of Cincinnati, Murray played from 2012 to 2015 after redshirting in 2011. During his senior season, he started all 13 games.
- Native of Cincinnati, Ohio. His cousin, Rico Murray, played defensive back for the Bengals from 2009-11.

38 - RB JACQUES PATRICK

6-2, 239, 1st NFL Season, Florida State

- Signed on August 14, 2023.
- In 2023, Patrick played with the XFL's San Antonio Brahmas, finishing with 443 rushing yards and five touchdowns.
- Previously played in two NFL games, both with the 49ers in 2021, when he carried the ball twice for 12 yards. He also spent time with the Bengals, Panthers, Ravens and Broncos.
- At Florida State, Patrick played 45 games with 13 starts and finished his career with 1,790 yards and 17 touchdowns for the Seminoles. He finished in the top 20 (16th and 15th, respectively) in school history in those categories.
- A native of Orlando, Fla., he was the Florida Gatorade Player of the Year as a senior at Timber Creek High School (2014).

95 - DT KYLE PEKO

6-1, 305, 5th NFL Season, Oregon State

- Signed on August 14, 2023.
- Prior to rejoining the Titans, Peko played 29 career games with three starts, totaling two sacks, 34 tackles and one forced fumble.
- Most recently, he played in eight games for the Raiders in 2022 after spending time with the Denver Broncos (2016-18, 2019-20), Buffalo Bills (2018-19), Indianapolis Colts (2019) and Titans (2021).
- In 2022, he notched 11 tackles in eight games for the Raiders.
- In 2021, Peko appeared in eight games for the Titans, making three starts. He finished the year with 10 tackles and two sacks. He also recorded a half sack in the Titans' postseason game.
- He initially signed with Denver as an undrafted free agent in 2016.
- In one season at Oregon State, Peko started 12 games and was named Pac-12 All-Conference Honorable Mention. In that season, he was the top tackler among defensive linemen (45), recorded 4.5 tackles for loss, and blocked two kicks.
- A native of La Habra, Calif., he is the cousin of NFL players Domata Peko (Bengals, 2006-20) and Siitupe Peko (Colts, 2001-06).

2022 TALE OF THE TAPE

	Tenn.	Minn.	NFL/Avg
OFFENSE			
GAMES (Won-Lost)	7-10	13-4	---
FIRST DOWNS	277	382	333.3
Rushing	104	93	115.2
Passing	153	244	190.2
Penalty	20	45	27.9
YDS GAINED (tot)	5045	6145	5760.5
Avg per Game	296.8	361.5	340.1
RUSHING (net)	2131	1661	2059.3
Avg per Game	125.4	97.7	121.6
Rushes	487	404	461.6
Yards per Rush	4.4	4.1	4.5
PASSING (net)	2914	4484	3701.2
Avg per Game	171.4	263.8	218.5
Passes Att.	456	672	564.7
Completed	285	448	362.7
Pct Completed	62.5	66.7	64.2
Yards Gained	3227	4818	3969.8
Sacked	49	47	40.5
Yards Lost	313	334	268.7
Had Intercepted	11	15	13.1
Yards Opp Ret	179	290	168.7
Opp TDs on Int	1	2	1.2
PUNTS	90	74	68.8
Avg Yards	53.1	46.7	46.7
PUNT RETURNS	36	26	29.7
Avg Return	8.4	6.4	8.9
Returned for TD	0	0	0.1
KICKOFF RETURNS	37	36	31.6
Avg Return	21.4	25.6	22.9
Returned for TD	0	1	0.2
PENALTIES	111	88	94.8
Yards Penalized	956	684	780.7
FUMBLES BY	23	18	20.8
Fumbles Lost	12	8	9.2
Opp Fumbles	19	20	20.8
Opp Fum Lost	6	10	9.2
POSS. TIME (avg)	29:16	29:28	30:00
TOUCHDOWNS	34	50	41.1
Rushing	16	18	15.2
Passing	16	30	23.4
Returns	2	2	2.4
EXTRA-PT KICKS	32/33	40/46	95%
2-PT CONVERSIONS	1/1	3/4	47%
FIELD GOALS/FGA	20/24	26/33	28/33
POINTS SCORED	298	424	370.6
DEFENSE			
POINTS ALLOWED	359	427	370.6
OPP FIRST DOWNS	339	359	333.3
Rushing	93	113	115.2
Passing	215	224	190.2
Penalty	31	22	27.9
OPP YARDS GAINED	5978	6608	5760.5
Avg per Game	351.6	388.7	340.1
OPP RUSHING (net)	1307	2093	2059.3
Avg per Game	76.9	123.1	121.6
Rushes	390	463	461.6
Yards per Rush	3.4	4.5	4.5
OPP PASSING (net)	4671	4515	3701.2
Avg per Game	274.8	265.6	218.5
Passes Att.	671	617	564.7
Completed	439	408	362.7
Pct Completed	65.4	66.1	64.2
Sacked	39	38	40.5
Yards Lost	264	241	268.7
INTERCEPTED BY	14	15	13.1
Yards Returned	149	186	168.7
Returned for TD	1	0	1.2
OPP PUNT RETURNS	59	38	29.7
Avg return	10.8	7.7	8.9
OPP KICKOFF RET	32	34	31.6
Avg return	20.3	26.2	22.9
OPP TOUCHDOWNS	41	45	41.1
Rushing	9	18	15.2
Passing	29	23	23.4
Returns	3	4	2.4

2023 SCHEDULE & RESULTS



PRESEASON			
Date	Opponent	W/L	Score
08/12	at Chicago	L	17-23
08/19	at Minnesota		
08/25	New England		

PRESEASON			
Date	Opponent	W/L	Score
08/10	at Seattle	L	13-24
08/17	Tennessee		
08/26	Arizona		

REGULAR SEASON			
Date	Opponent	W/L	Score
09/10	at New Orleans		
09/17	L.A. Chargers		
09/24	at Cleveland		
10/01	Cincinnati		
10/08	at Indianapolis		
10/15	Baltimore (London)		
10/29	Atlanta		
11/02	at Pittsburgh		
11/12	at Tampa Bay		
11/19	at Jacksonville		
11/26	Carolina		
12/03	Indianapolis		
12/11	at Miami		
12/17	Houston		
12/24	Seattle		
12/31	at Houston		
TBD	Jacksonville		

REGULAR SEASON			
Date	Opponent	W/L	Score
09/10	Tampa Bay		
09/14	at Philadelphia		
09/24	L.A. Chargers		
10/01	at Carolina		
10/08	Kansas City		
10/15	at Chicago		
10/23	San Francisco		
10/29	at Green Bay		
11/05	at Atlanta		
11/12	New Orleans		
11/19	at Denver		
11/27	Chicago		
12/10	at Las Vegas		
TBD	at Cincinnati		
12/24	Detroit		
12/31	Green Bay		
TBD	at Detroit		

2022 REGULAR SEASON INDIVIDUAL LEADERS

Category	Player	Att	Cmp	Yds	Pct	Y/Att	TD	Int	Lg	Sack/Lost	Rtg	
Passing	Titans	R. Tannehill	325	212	2,536	65.2	7.8	13	6	69	33/238	94.6
		J. Dobbs	68	40	411	58.8	6.0	2	2	39	6/26	73.8
		M. Willis	61	31	276	50.8	4.5	0	3	48	10/49	42.8
	Vikings	K. Cousins	643	424	4,547	65.9	7.1	29	14	66	46/329	92.5
Rushing	Titans	D. Henry	349	1,538	4.4	56	13					
		D. Hilliard	22	145	6.6	30	0					
	Vikings	D. Cook	264	1,173	4.4	81t	8					
		A. Mattison	74	283	3.8	15	5					
Receiving	Titans	R. Woods	53	527	9.9	41	2					
		A. Hooper	41	444	10.8	24	2					
		T. Burks	33	444	13.5	51	1					
		D. Henry	33	398	12.1	69	0					
		C. Okonkwo	32	450	14.1	48	3					
	Vikings	J. Jefferson	128	1,809	14.1	64	8					
		A. Thielen	70	716	10.2	36	6					
		K. Osborn	60	650	10.8	66	5					
	T. Hockenson	60	519	8.7	21	3						
Interceptions	Titans	K. Byard	4	57	14.3	28	0					
	Vikings	P. Peterson	5	92	18.4	39	0					
		H. Smith	5	58	11.6	35	0					
Punting	Titans	R. Stonehouse	90	4,779	53.1	44.0	9	30	74	0		
	Vikings	R. Wright	73	3,457	47.4	42.5	1	32	73	1		
Punt Returns	Titans	C. Board	14	5	147	10.5	19	0				
	Vikings	J. Reagor	26	14	167	6.4	25	0				
Kickoff Returns	Titans	H. Haskins	19	414	21.8	37	0					
	Vikings	K. Nwangwu	35	920	26.3	97	1					
Scoring/Kickers	Titans	R. Bullock	28/28	17/20	79							
	Vikings	G. Joseph	40/46	26/33	118							
Sacks	Titans	D. Autry	8.0									
	Vikings	D. Hunter	10.5									
Tackles	Titans	K. Byard	106	68	38							
	Vikings	E. Kendricks	137	87	50							

GAME PREVIEW

TEAM NOTES

PLAYER NOTES

MEDIA

STATISTICS

ROSTERS

2022 INDIVIDUAL NFL RANKINGS

(qualifiers only, where applicable)

Category	Team	Player	Stat	NFL Rank
Passer Rating	Titans	Ryan Tannehill	94.6	11
	Vikings	Kirk Cousins	92.5	14
Passing Yards	Titans	Ryan Tannehill	2,536	22
	Vikings	Kirk Cousins	4,547	4
Passing TDs	Titans	Ryan Tannehill	13	26t
	Vikings	Kirk Cousins	29	5t
Rushing Yards	Titans	Derrick Henry	1,538	2
	Vikings	Dalvin Cook	1,173	6
Rushing Average	Titans	Derrick Henry	4.41	29
	Vikings	Dalvin Cook	4.44	27
Rushing TDs	Titans	Derrick Henry	13	2t
	Vikings	Dalvin Cook	8	12t
Receptions	Titans	Robert Woods	53	69t
	Vikings	Justin Jefferson	128	1
Receiving Yards	Titans	Robert Woods	527	77
	Vikings	Justin Jefferson	1,809	1
Receiving TDs	Titans	Dontrell Hilliard	4	46t
	Vikings	Justin Jefferson	8	11t
Sacks	Titans	Denico Autry	8.0	30t
	Vikings	Danielle Hunter	10.5	17t
Interceptions	Titans	Kevin Byard	4	11t
	Vikings	P. Peterson, H. Smith	5	5t

2022 SITUATIONAL RECORDS

TENNESSEE TITANS		MINNESOTA VIKINGS	
Total	7 - 10	Total	13 - 4
Home	3 - 5	Home	8 - 1
Away	4 - 5	Away	5 - 3
Grass	5 - 8	Grass	3 - 2
Turf	2 - 2	Turf	10 - 2
AFC	5 - 7	AFC	5 - 0
NFC	2 - 3	NFC	8 - 4
In Division	3 - 3	In Division	4 - 2
Out Division	4 - 7	Out Division	9 - 2
Indoor	1 - 1	Indoor	8 - 2
Outdoor	6 - 9	Outdoor	5 - 2
January	0 - 1	January	1 - 1
September	1 - 2	September	2 - 1
October	4 - 0	October	4 - 0
November	2 - 2	November	3 - 1
December	0 - 5	December	3 - 1
Sunday	6 - 6	Sunday	10 - 3
Monday	0 - 1	Monday	0 - 1
Thursday	1 - 1	Thursday	1 - 0
Saturday	0 - 2	Saturday	2 - 0



NOTABLE PERFORMANCES VS. THE VIKINGS

LB AZEEZ AL-SHAAIR

➤ On 11/28/21 against Minnesota, Al-Shaair recorded eight tackles, one interception and one fumble recovery in the win for San Francisco. In the third quarter, Al-Shaair intercepted a pass from Kirk Cousins and returned it 24 yards to the Minnesota two-yard line. San Francisco was able to score a touchdown on the next play to take a 14-point lead. With 1:37 left on the clock and the 49ers leading by five, Al-Shaair recovered a fumble at the Minnesota nine-yard line. The 49ers were able to take over and scored a field goal with 13 seconds remaining in the quarter to go up 34-26.

RB DERRICK HENRY

➤ On 9/27/20 at Minnesota, Henry recorded 26 carries for 119 yards and two touchdowns in the Titans' 31-30 victory. His two touchdowns were the only Titans touchdowns of the day as Stephen Gostkowski scored six field goals.

S AMANI HOOKER

➤ On 9/27/20 at Minnesota, Hooker registered one tackle and one interception. With Minnesota facing a fourth-and-24 from their own 26-yard line, and Tennessee looking to preserve a lead, Hooker intercepted a deep pass by Cousins to seal the Titans 31-30 victory.

WR DeANDRE HOPKINS

➤ On 10/30/22 at Minnesota, Hopkins had 12 receptions for 159 yards and one touchdown. His 159 yards led the Arizona Cardinals.

WR CHRIS MOORE

➤ On 10/22/17 at Minnesota, Moore recorded two receptions for 36 yards and his first career touchdown while with the Baltimore Ravens.

DT JEFFERY SIMMONS

➤ On 9/27/20 at Minnesota, Simmons recorded five tackles and one sack. It was only his third career sack and came on a Minnesota third-and-eight for a six-yard loss to force a Vikings punt.

QB RYAN TANNEHILL

➤ On 12/21/2014 against Minnesota, Tannehill completed 35 of 47 passes for 396 yards and four touchdowns during a 37-35 victory while he was on the Miami Dolphins. The 396 yards was the second most he has ever thrown in a game while the four touchdowns ties his career high. Tannehill completed a three-yard touchdown pass to Damien Williams with 1:11 left on the clock to tie the game at 35-35.

THIS WEEK'S NFL SCHEDULE

All Times Central

Thursday, Aug. 17

Cleveland at Philadelphia 6:30

Friday, Aug. 18

Carolina at New York Giants 6:00
Cincinnati at Atlanta 6:30

Saturday, Aug. 19

Jacksonville at Detroit 12:00
Miami at Houston 3:00
Buffalo at Pittsburgh 5:30
Chicago at Indianapolis 6:00
Tampa Bay at New York Jets 6:30
Kansas City at Arizona 7:00
New England at Green Bay 7:00
Tennessee at Minnesota 7:00
Denver at San Francisco 7:30
Las Vegas at Los Angeles Rams 8:00
Dallas at Seattle 9:00

Sunday, Aug. 20

New Orleans at Los Angeles Chargers 6:05

Monday, Aug. 21

Baltimore at Washington 7:00 ESPN

WHERE THE TEAMS RANKED IN 2022

2022 OFFENSIVE STATISTICS AND NFL RANKING

OFFENSIVE CATEGORY	TITANS STAT (RANK)	VIKINGS STAT (RANK)
Yards / Game	296.8 (30)	361.5 (7)
Yards / Play	5.09 (24)	5.47 (13)
Rushing Yards / Game	125.4 (13)	97.7 (27t)
Rushing Yards / Play	4.38 (16)	4.11 (26)
Passing Yards / Game	171.4 (30)	263.8 (6)
Passing Yards / Play	6.39 (19)	6.67 (12)
Interception Rate	2.41% (16)	2.23% (14)
Sacks / Pass Attempt	10.75% (29)	6.99% (16)
First Downs / Game	16.3 (31t)	22.5 (4)
Punt Return Avg	8.4 (19)	6.4 (27)
Kickoff Return Avg	21.4 (22)	25.6 (5)
Field Goals Made	83.33% (19t)	78.79% (27)
3rd Down Pct	36.53% (23)	41.15% (12)
4th Down Pct	52.94% (13)	47.37% (22)
Red Zone Pct	64.29% (6)	62.50% (8)
Goal to Go%	93.75% (1)	70.27% (20)
Avg Time of Possession	29:16 (26)	29:28 (23)
Points / Game	17.5 (28)	24.9 (8)
Turnover Ratio	-3 (22t)	+2 (12t)

2022 DEFENSIVE STATISTICS AND NFL RANKING

DEFENSIVE CATEGORY	TITANS STAT (RANK)	VIKINGS STAT (RANK)
Yards / Game	351.6 (23)	388.7 (31)
Yards / Play	5.43 (19)	5.91 (30)
Rushing Yards / Game	76.9 (1)	123.1 (20)
Rushing Yards / Play	3.35 (1)	4.52 (22)
Passing Yards / Game	274.8 (32)	265.6 (31)
Passing Yards / Play	6.96 (25)	7.32 (30)
Interception Rate	2.09% (21)	2.43% (14)
Sacks / Pass Attempt	5.81% (28)	6.16% (23)
First Downs / Game	19.9 (20)	21.1 (26)
Punt Return Avg	10.8 (28)	7.7 (8)
Kickoff Return Avg	20.3 (4)	26.2 (31)
3rd Down Pct	34.22% (3)	38.14% (12)
4th Down Pct	73.08% (32)	37.93% (3)
Red Zone Pct	55.10% (15)	57.14% (21)
Goal to Go%	79.17% (26)	73.08% (19)
Points / Game	21.1 (13t)	25.1 (28t)
Point Differential / Game	-3.6 (26)	-0.2 (15)
Yard Differential / Game	-54.9 (29)	-27.2 (26)

VIKINGS HEAD COACH KEVIN O'CONNELL

KEVIN O'CONNELL AT A GLANCE

- Regular season record: 13-4
- Postseason record: 0-1
- Overall record: 13-5
- vs. Titans: 0-0
- on the road vs. Titans: 0-0
- at home vs. Titans: 0-0
- vs. Mike Vrabel: 0-0
- Year as Vikings head coach: 2
- Year as NFL head coach: 2



Kevin O'Connell's Assistant Coaching Staff:

Brian Flores	Defensive Coordinator
Matt Daniels	Special Teams Coordinator
Wes Phillips	Offensive Coordinator
Imarjarye Albury	Defensive Assistant
Brian Angelichio	Tight Ends/Passing Game Coordinator
Lance Bennett	Quality Control
Thad Bogardus	Assistant Linebackers
Ryan Cordell	Pass Game Specialist/Game Management
Dalmin Gibson	Assistant Special Teams
Pat Hill	Assistant Defensive Lineman
Michael Hutchings	Assistant Defensive Backs
Daronte Jones	Defensive Backs
Chris Kuper	Offensive Line
Keenan McCardell	Wide Receivers
Curtis Modkins	Running Backs/Running Game Coordinator
Chris O'Hara	Quarterbacks
Mike Pettine	Assistant Head Coach
Justin Rascati	Assistant Offensive Line
Chris Rumph	Defensive Line
Mike Siravo	Inside Linebackers
Mike Smith	Outside Linebackers/Pass Rush Specialist
Tony Sorrentino	Assistant Wide Receivers
Grant Udinski	Assistant Quarterbacks/Special Projects

Kevin O'Connell was named the 10th head coach in Vikings history on Feb. 16, 2022, after serving two years as the offensive coordinator for the Los Angeles Rams.

In his first season as head coach in 2022, O'Connell led the Vikings to 13 wins, the most by any first-year head coach in franchise history, earning the club's first division title since 2017. O'Connell had seven players notch Pro Bowl berths, and three earned Associated Press All-Pro honors.

Minnesota finished 11-0 in one-score games in 2022. The team also had an NFL-record-tying 10 comeback wins, including overcoming a 33-point halftime deficit in Week 15 against the Colts, the greatest comeback in NFL history.

In 2021, O'Connell coordinated a Rams offense that included career years for quarterback **Matthew Stafford** and wide receiver **Cooper Kupp**, culminating in a victory in Super Bowl LVI. Stafford set the team record for passing yards (4,886) and tied **Kurt Warner** from his 1999 MVP season for the most passing touchdowns in a season by a Rams quarterback with 41. Kupp, the 2021 NFL Offensive Player of the Year and Super Bowl LVI MVP, led the NFL in receptions (145), receiving yards (1,947) and receiving touchdowns (16), adding AP All-Pro and Pro Bowl honors.

Prior to joining the Rams, O'Connell worked in Washington, serving as the quarterbacks coach in 2017-18 and the offensive coordinator in 2019. O'Connell coached quarterback **Kirk Cousins** in 2017, helping him throw for more than 4,000 yards and 27 touchdowns.

O'Connell worked on special projects with the San Francisco 49ers in 2016, where he overlapped with current Vikings general manager **Kwesi Adofo-Mensah**. Prior to his one year in San Francisco, O'Connell was the quarterbacks coach in Cleveland during the 2015 season, assisting **Josh McCown** to becoming the only player in team history to throw for 300 or more passing yards in three consecutive games.

As a player, O'Connell was drafted in the third round (94th pick) of the 2008 NFL Draft by the New England Patriots out of San Diego State. He played one season for the Patriots behind quarterback **Matt Cassel** following a season-ending injury to **Tom Brady**. He later spent time with the Detroit Lions, New York Jets and San Diego Chargers before his playing career ended in 2012.

The Carlsbad, Calif., native was a four-year captain at San Diego State, where he finished his career after appearing in 40 games while ranking third in completions (664), fourth in passing yards (7,689) and fifth in passing touchdowns (46) in school history.

KEVIN O'CONNELL'S COACHING BACKGROUND

- 2022-23: Minnesota Vikings - Head Coach
- 2020-21: Los Angeles Rams - Offensive Coordinator
- 2019: Washington Commanders - Offensive Coordinator
- 2017-18: Washington Commanders - Quarterbacks
- 2016: San Francisco 49ers- Special Projects
- 2015: Cleveland Browns - Quarterbacks

TITANS-VIKINGS CONNECTIONS

FORMER VIKINGS

- Titans defensive lineman **Jaleel Johnson** played for the Vikings from 2017-2020. In his four seasons and 53 games played, Johnson started 20 games recording 87 tackles (36 solo), 5.5 sacks and one forced fumble.

FORMER TITANS

- Vikings offensive lineman **Christian DiLauro** made his NFL debut with the Titans in Week 16 of the 2021 season.
- Vikings safety **Theo Jackson** was drafted by the Titans with their sixth round selection (204th overall) in the 2022 NFL Draft.
- Vikings kicker **Greg Joseph** played two games with the Titans during the regular season and three playoff games with the team in 2019.

VIKINGS WITH TENNESSEE CONNECTIONS

- Vikings safety **Harrison Smith** is from Knoxville, Tenn., and attended Knoxville Catholic High School, where he was the Gatorade Player of the Year in 2006. Smith was also honored as the 2006 American General Tennessee Mr. Football Back of the Year after rushing for 1,340 yards and 19 touchdowns and was named 2006 Tennessee Class 3A All-State defensive back. He received East Tennessee High School Player of the Year recognition in 2007.
- Vikings safety **Theo Jackson** is from Nashville, Tenn., and attended Overton High School where he was rated as a three-star recruit and top-25 prospect in the state's 2016 class before playing five seasons at the University of Tennessee from 2017-2021. In 2021, he was voted All-SEC Second Team by the conference's coaches.
- Vikings cornerback **Joejuan Williams** is a native of Nashville, Tenn. and attended Father Ryan High School and Hendersonville High School before playing three years at Vanderbilt University. In his junior season with the Commodores, Williams was an AP Second Team All-SEC defensive back.
- Vikings defensive line coach **Chris Rumph** coached outside linebackers and served as co-defensive coordinator at the University of Tennessee for the 2018 and 2019 seasons. Rumph also coached outside linebackers at the University of Memphis from 2003 to 2005.
- Vikings assistant wide receivers coach **Tony Sorrentino** was a wide receivers analyst for the University of Tennessee in 2017.
- Vikings player performance assistant **Marquis Johnson** was an assistant with the University of Tennessee's strength and conditioning department.
- Vikings assistant offensive line coach **Justin Rascati** was the offensive coordinator at Tennessee Tech University in 2016.

TITANS WITH MINNESOTA CONNECTIONS

- Titans defensive back **Amani Hooker** is from Minneapolis, Minn., and attended Parker Center High School. He was named a finalist for Minnesota's Mr. Football in 2015 after being named the Conference MVP and first-team All-State for a senior campaign that included setting the school record for interceptions in a season (11) and helped his team post a 9-3 record, while reaching the state playoffs.
- Titans defensive tackle **Jeffery Simmons'** brother, **Dylan Bradley**, signed with the Minnesota Vikings as a rookie free agent following the 2017 NFL Draft.
- Titans linebacker **Jack Gibbens** transferred to the University of Minnesota after four seasons at Abilene Christian (2017-20) where he appeared in 13 games with 13 starts in one season as a Golden Gopher (2021) and tallied 92 tackles, 4.5 tackles for loss, three passes defended and one forced fumble. Gibbens earned All-Big Ten honorable mention recognition for his lone season in Minnesota.
- Titans offensive lineman **Dillon Radunz** (PUP) was born in St. Cloud, Minn., and attended Becker High School in Becker, Minn. Radunz was a two-year starting left tackle for the back-to-back Minnesota Class 4A state champions in 2014 and 2015. His team went 25-1 over the two title-winning seasons.
- Titans offensive lineman **Zack Johnson** is a native of Blaine, Minn., and attended Spring Lake Park High School in Spring Lake Park, Minn., where he played offensive tackle, defensive tackle and kicker. Johnson also competed in hockey.
- Titans offensive coordinator **Tim Kelly** was the defensive coordinator, defensive line coach and recruiting coordinator at Minnesota State-Moorhead for the 2010 season.

COACH-PLAYER CONNECTIONS

- Titans linebacker **Azeez Al-Shaair**, Titans offensive lineman **Daniel Brunskill** with Vikings general manager **Kwesi Adofo-Mensah** at the 49ers...Titans quarterback **Ryan Tannehill** and Vikings offensive line coach **Chris Kuper**, Vikings defensive backs coach **Daronte Jones** at the Dolphins...Titans linebacker **Monty Rice** and Vikings offensive quality control coach **Derron Montgomery** at Georgia...Titans linebacker **Ben Niemann** and Vikings outside linebackers coach and pass rush specialist **Mike Smith** at the Chiefs...Titans linebacker **Azeez Al-Shaair** and Vikings assistant wide receivers coach **Tony Sorrentino** at Florida Atlantic...Titans running backs coach **Justin Outten** and Vikings offensive lineman **Christian DiLauro** with the Broncos...Titans tight end **Kevin Rader** and Vikings defensive coordinator **Brian Flores** with the Steelers...Titans linebacker **Luke Gifford** and Vikings special teams coordinator **Matt Daniels** at the Cowboys...Titans offensive lineman **Chris Hubbard** and Vikings pass game specialist and game management coordinator **Ryan Cordell** with the Browns...Titans offensive lineman **Andre Dillard** and Vikings director of player performance **John Hingst** with the Eagles...Titans wide receiver **DeAndre Hopkins** and Vikings assistant director of player performance **Derik Keyes** with the Texans...Titans defensive back **A.J. Moore** and Vikings defensive line coach **Chris Rumph** with the Texans

COACHING CONNECTIONS

- Titans head coach **Mike Vrabel** and Vikings head coach **Kevin O'Connell** played together for the Patriots in 2008.
- Titans general manager **Ran Carthon** acted as director of pro personnel for the 49ers when Vikings general manager **Kwesi Adofo-Mensah** was the director of football research and development for San Francisco from 2017-19.
- Titans running backs coach **Justin Outten** and Vikings assistant head coach **Mike Pettine** worked on the same staff with the Packers in the 2019 and 2020 seasons.
- Titans offensive coordinator **Tim Kelly** and Vikings assistant linebackers coach **Thad Bogardus** coached together at Ball State in 2011.
- Titans head coach **Mike Vrabel** played outside linebacker for the Patriots when Vikings defensive coordinator **Brian Flores** was on the staff between 2005 and 2008.
- Vikings offensive coordinator **Wes Phillips** is the son of former assistant Oilers coach **Wade Phillips** and the grandson of former Oilers head coach **Bum Phillips**.
- Titans sports performance assistant **Tyler Rouse** and Vikings assistant offensive line coach **Justin Rascati** coached with the Broncos in 2021.
- Titans inside linebackers coach **Bobby King** and Vikings offensive coordinator **Wes Phillips** played together at the University of Texas - El Paso in 2000. The two also coached on the same staff with the Dallas Cowboys in 2010.
- Titans running backs coach and run game coordinator **Justin Outten** and Vikings assistant head coach **Mike Pettine** at the Packers during the 2019 and 2020 seasons.
- Titans assistant offensive line coach **Mike Sullivan** coached in San Diego when Vikings head coach **Kevin O'Connell** played for the Chargers in 2012.
- Titans assistant director of sports performance **Brian Bell** played with Vikings wide receivers coach **Keenan McCardell** with the Washington Commanders in 2007.
- Titans special teams assistant coach **Anthony Levine** played for the Ravens when Wilbert Montgomery, father of Vikings offensive quality control coach **Derron Montgomery**, was Baltimore's running backs coach. Derron assisted Wilbert and the Ravens during the team's 2012 run to Super Bowl XLVII.
- Titans offensive assistant **Kylan Butler** and Vikings assistant defensive backs coach **Michael Hutchings** both played football at De La Salle High School in Concord, Calif.
- Titans defensive backs coach **Chris Harris** played safety for the Jaguars when Titans special teams coordinator **Craig Aukerman** and Vikings director of player performance **John Hingst** were on the coaching staff at Jacksonville in 2012.

TITANS-VIKINGS CONNECTIONS

FORMER COLLEGE TEAMMATES

	TEN	OL Xavier Newman	(2017-21)
	MIN	DL James Lynch	(2017-19)
	MIN	CB Kalon Barnes	(2018-21)
	TEN	LB Monty Rice	(2017-20)
	MIN	S Lewis Cine	(2019-21)
	TEN	WR Nick Westbrook-Ikhine	(2015-19)
	MIN	Jaylin Williams	(2018-22)
	TEN	CB Kristian Fulton	(2016-19)
	TEN	OLB Arden Key	(2015-17)
	TEN	WR Racey McMath	(2017-20)
	MIN	WR Justin Jefferson	(2017-19)
	TEN	RB Hassan Haskins	(2018-21)
	MIN	S Josh Metellus	(2016-19)
	TEN	DT Naquan Jones	(2017-20)
	MIN	WR Jalen Nailor	(2018-21)
	TEN	CB Caleb Farley	(2017-19)
	MIN	OL Christian Darrisaw	(2018-20)
	TEN	S Amani Hooker	(2016-18)
	TEN	LB Ben Niemann	(2014-17)
	MIN	TE T.J. Hockenson	(2016-18)
	TEN	OLB Rashad Weaver	(2017-20)
	MIN	S Pat Jones II	(2016-20)
	MIN	OL Brian O'Neill	(2014-17)
	TEN	LB Azeez Al-Shaair	(2015-18)
	MIN	K Greg Joseph	(2013-17)
	TEN	LB Jack Gibbens	(2021)
	TEN	LB Thomas Rush	(2018-22)
	MIN	DL Ezezi Otomewo	(2017-21)
	TEN	LB Zach McCloud	(2016-20)
	MIN	WR K.J. Osborn	(2015-20)
	TEN	WR Treyton Burks	(2019-21)
	MIN	DL T.J. Smith	(2015-19)
	TEN	CB Elijah Molden	(2017-20)
	MIN	DB Byron Murphy Jr.	(2016-18)
	TEN	OL John Ojukwu	(2017-22)
	MIN	OLB Curtis Weaver	(2016-19)

COLLEGE COACH-PLAYER CONNECTIONS

WR Treyton Burks (2019-21)  (coach) Imarjaye Albury (2018-19)

WR DeAndre Hopkins (2010-12)  (coach) Chris Rumph (2010)

RB Derrick Henry (2013-15)  (coach) Chris Rumph (2011-13)

FORMER NFL TEAMMATES

TITANS

VIKINGS

WR DeAndre Hopkins (2020-22)



LB Jordan Hicks (2019-21)
CB Byron Murphy (2019-22)

DL Denico Autry (2018-20)



DL Sheldon Day (2020)

LB Azeez Al-Shaair (2019-22)
OL Daniel Brunskill (2018-21)



(GM) Kwesi Adofo-Mensah (2013-19)
QB Nick Mullens (2018-20)
DL Sheldon Day (2017-19)

TE Alizé Mack (2019)



LB Marcus Davenport (2018-22)

WR Mason Kinsey (2020)



CB Joejuan Williams (2019-21)
WR N'Keal Harry (2019-21)

OL Chris Hubbard (2018-22)



K Greg Joseph (2018-22)

WR Chris Moore (2021-22)
S A.J. Moore (2018-21)
DB Shyheim Carter (2021)
DT Jaleel Johnson (2021-22)



DT Ross Blacklock (2020-21)

TE Trevon Wesco (2022)



WR N'Keal Harry (2022)

OL Andre Dillard (2019-22)



WR Jalen Reagor (2020-21)
CB Tay Gowan (2021)

CAREER GAME-BY-GAME STATS VS. THE VIKINGS: TITANS OFFENSE

QUARTERBACKS

Ryan Tannehill (Passing)

Date	Opp	W-L	G/S	Att	Cmp	Pct	Yds	Yd/A	TD	TD%	Int	Int%	Lg	Sk	Lst	Rate
12/21/2014	Min	W	QB	47	35	74.5	396	8.43	4	8.5	1	2.1	41	1	13	118.8
12/16/2018	@Min	L	QB	24	11	45.8	108	4.5	0	0	0	0	18	9	71	59.0
9/27/2020	@Min	W	QB	37	23	62.2	321	8.68	0	0	1	2.7	61	1	11	78.8
Totals		2-1	3/3	108	69	63.9	825	7.64	4	3.7	2	1.9	61	11	95	91.8

Ryan Tannehill (Rushing)

Date	Opp	W-L	G/S	Att	Yds	Avg	Lg	TD
12/21/14	Min	W	QB	6	-5	-0.8	5	0
12/16/18	@Min	L	QB	1	1	1	1	0
9/27/20	@Min	W	QB	4	9	2.3	10	0
Totals		2-1	3/3	11	5	0.5	10	0

Malik Willis (Passing)

Date	Opp	W-L	G/S	Att	Cmp	Pct	Yds	Yd/A	TD	TD%	Int	Int%	Lg	Sk	Lst	Rate
None																
Totals		0-0	0/0	0	0	0.0	0	0	0	0	0	0.0	0	0	0	0

Will Levis (Passing)

Date	Opp	W-L	G/S	Att	Cmp	Pct	Yds	Yd/A	TD	TD%	Int	Int%	Lg	Sk	Lst	Rate
None																
Totals		0-0	0/0	0	0	0.0	0	0	0	0	0	0.0	0	0	0	0

RUNNING BACKS

Julius Chestnut

Date	Opp	W-L	G/S	Att	Rushing				Receiving				
					Yds	Avg	Lg	TD	Rec	Yds	Avg	Lg	TD
None													
Totals		0-0	0/0	0	0	-	-	0	0	0	-	-	0

Hassan Haskins

Date	Opp	W-L	G/S	Att	Rushing				Receiving				
					Yds	Avg	Lg	TD	Rec	Yds	Avg	Lg	TD
None													
Totals		0-0	0/0	0	0	-	-	0	0	0	-	-	0

Derrick Henry

Date	Opp	W-L	G/S	Att	Rushing				Receiving				
					Yds	Avg	Lg	TD	Rec	Yds	Avg	Lg	TD
9/11/16	Min	L	RB	5	3	0.6	5	0	2	41	20.5	29	0
9/27/20	@Min	W	RB	26	119	4.6	16	2	2	11	5.5	6	0
Totals		1-1	2/2	31	122	3.9	16	2	4	52	13.0	29	0

Tyjae Spears

Date	Opp	W-L	G/S	Att	Rushing				Receiving				
					Yds	Avg	Lg	TD	Rec	Yds	Avg	Lg	TD
None													
Totals		0-0	0/0	0	0	-	-	0	0	0	-	-	0

Jonathan Ward

Date	Opp	W-L	G/S	Att	Rushing				Receiving				
					Yds	Avg	Lg	TD	Rec	Yds	Avg	Lg	TD
9/19/21	Min	W		0	0	-	-	0	0	0	-	-	0
Totals		1-0	1/0	0	0	-	-	0	0	0	-	-	0

WIDE RECEIVERS

Treyton Burks

Date	Opp	W-L	G/S	Rec	Yds	Avg	Lg	TD
None								
Totals		0-0	0/0	0	0	-	-	0

Colton Dowell

Date	Opp	W-L	G/S	Rec	Yds	Avg	Lg	TD
None								
Totals		0-0	0/0	0	0	-	-	0

Tre'Shaun Harrison

Date	Opp	W-L	G/S	Rec	Yds	Avg	Lg	TD
None								
Totals		0-0	0/0	0	0	-	-	0

Gavin Holmes

Date	Opp	W-L	G/S	Rec	Yds	Avg	Lg	TD
None								
Totals		0-0	0/0	0	0	-	-	0

DeAndre Hopkins

Date	Opp	W-L	G/S	Rec	Yds	Avg	Lg	TD
10/9/2016	@Min	L	WR	5	56	11.2	25	1
9/19/2021	Min	W	WR	4	54	13.5	16	1
10/30/2022	@Min	L	WR	12	159	13.3	33	1
Totals		1-2	3/3	21	269	12.8	33	3

Kearis Jackson

Date	Opp	W-L	G/S	Rec	Yds	Avg	Lg	TD
None								
Totals		0-0	0/0	0	0	-	-	0

CAREER GAME-BY-GAME STATS VS. THE VIKINGS: TITANS OFFENSE

Mason Kinsey

Date	Opp	W-L	G/S	Rec	Yds	Avg	Lg	TD
None								
Totals		0-0	0/0	0	0	-	-	0

Racey McMath

Date	Opp	W-L	G/S	Rec	Yds	Avg	Lg	TD
None								
Totals		0-0	0/0	0	0	-	-	0

Chris Moore

Date	Opp	W-L	G/S	Rec	Yds	Avg	Lg	TD
10/22/17	@Min	L	WR	2	36	18.0	23	1
Totals		0-1	1/1	2	36	18.0	23	1

Kyle Philips

Date	Opp	W-L	G/S	Rec	Yds	Avg	Lg	TD
None								
Totals		0-0	0/0	0	0	-	-	0

Reggie Roberson Jr.

Date	Opp	W-L	G/S	Rec	Yds	Avg	Lg	TD
None								
Totals		0-0	0/0	0	0	-	-	0

Nick Westbrook-Ikhine

Date	Opp	W-L	G/S	Rec	Yds	Avg	Lg	TD
9/27/20	@Min	W		0	0	-	-	0
Totals		1-0	1/0	0	0	-	-	0

TIGHT ENDS

Alizé Mack

Date	Opp	W-L	G/S	Rec	Yds	Avg	Lg	TD
None								
Totals		0-0	0/0	0	0	-	-	0

Thomas Odukoya

Date	Opp	W-L	G/S	Rec	Yds	Avg	Lg	TD
None								
Totals		0-0	0/0	0	0	-	-	0

Chig Okonkwo

Date	Opp	W-L	G/S	Rec	Yds	Avg	Lg	TD
None								
Totals		0-0	0/0	0	0	-	-	0

Kevin Rader

Date	Opp	W-L	G/S	Rec	Yds	Avg	Lg	TD
12/09/21	@Min	L		0	0	-	-	0
Totals		1-0	1/0	0	0	-	-	0

Justin Rigg

Date	Opp	W-L	G/S	Rec	Yds	Avg	Lg	TD
None								
Totals		0-0	0/0	0	0	-	-	0

Trevon Wesco

Date	Opp	W-L	G/S	Rec	Yds	Avg	Lg	TD
10/9/22	@Min	L		0	0	-	-	0
1/8/23	Min	L		0	0	-	-	0
Totals		0-2	2/0	0	0	-	-	0

Josh Whyte

Date	Opp	W-L	G/S	Rec	Yds	Avg	Lg	TD
None								
Totals		0-0	0/0	0	0	-	-	0

CAREER GAME-BY-GAME STATS VS. THE VIKINGS: TITANS SPECIALISTS

RETURNERS

Julius Chestnut

Date	Opp	W-L	PR	FC	Yds	Avg	Lg	TD	KR	Yds	Avg	Lg	TD
None													
Totals		0-0	00	0	0	-	-	0	0	0	-	-	0

Hassan Haskins

Date	Opp	W-L	PR	FC	Yds	Avg	Lg	TD	KR	Yds	Avg	Lg	TD
None													
Totals		0-0	00	0	0	-	-	0	0	0	-	-	0

Mason Kinsey

Date	Opp	W-L	PR	FC	Yds	Avg	Lg	TD	KR	Yds	Avg	Lg	TD
None													
Totals		0-0	00	0	0	-	-	0	0	0	-	-	0

Kyle Philips

Date	Opp	W-L	PR	FC	Yds	Avg	Lg	TD	KR	Yds	Avg	Lg	TD
None													
Totals		0-0	00	0	0	-	-	0	0	0	-	-	0

Tyjae Spears

Date	Opp	W-L	PR	FC	Yds	Avg	Lg	TD	KR	Yds	Avg	Lg	TD
None													
Totals		0-0	00	0	0	-	-	0	0	0	-	-	0

CAREER GAME-BY-GAME STATS VS. THE VIKINGS: TITANS SPECIALISTS

KICKERS

Caleb Shudak

Date	Opp	W-L	FGM	FGA	Pct	XPM	XPA	1-19	20-29	30-39	40-49	50+	Lg	KO	TB
None															
Totals		0-0	0	0	0.0	0	0	0-0	0-0	0-0	0-0	0-0	0	0	0

Trey Wolff

Date	Opp	W-L	FGM	FGA	Pct	XPM	XPA	1-19	20-29	30-39	40-49	50+	Lg	KO	TB
None															
Totals		0-0	0	0	0.0	0	0	0-0	0-0	0-0	0-0	0-0	0	0	0

PUNTERS

Ryan Stonehouse

Date	Opp	W-L	Num	Blk	Yds	Avg	Lg	TB	In20	NetAvg
None										
Totals		0-0	0	0	0	0	0	0	0	0

CAREER GAME-BY-GAME STATS VS. THE VIKINGS: TITANS DEFENSE

Denico Autry (DL)

Date	Opp	W-L	G/S	Tackle	Sack	Int	FF	FR
11/15/15	Min	L		2	0.0	0	0	0
9/20/20	Min	W	DE	1	0.0	0	0	0
Totals		1-1	2/1	3	0.0	0	0	0

Azeez Al-Shaair (LB)

Date	Opp	W-L	G/S	Tackle	Sack	Int	FF	FR
11/28/21	Min	W	SLB	8	0.0	1	0	1
Totals		1-0	1/1	8	0.0	1	0	1

Tre Avery (CB)

Date	Opp	W-L	G/S	Tackle	Sack	Int	FF	FR
None								
Totals		0-0	0/0	0	0.0	0	0	0

Mike Brown (S)

Date	Opp	W-L	G/S	Tackle	Sack	Int	FF	FR
None								
Totals		0-0	0/0	0	0.0	0	0	0

Kevin Byard (S)

Date	Opp	W-L	G/S	Tackle	Sack	Int	FF	FR
9/11/16	Min	L		4	0.0	0	0	0
9/27/20	@Min	W	FS	4	0.0	0	0	0
Totals		1-1	2/1	8	0.0	0	0	0

Chance Campbell (LB)

Date	Opp	W-L	G/S	Tackle	Sack	Int	FF	FR
None								
Totals		0-0	0/0	0	0.0	0	0	0

Shyheim Carter (DB)

Date	Opp	W-L	G/S	Tackle	Sack	Int	FF	FR
None								
Totals		0-0	0/0	0	0.0	0	0	0

Alonzo Davis (DB)

Date	Opp	W-L	G/S	Tackle	Sack	Int	FF	FR
None								
Totals		0-0	0/0	0	0.0	0	0	0

Caleb Farley (CB)

Date	Opp	W-L	G/S	Tackle	Sack	Int	FF	FR
None								
Totals		0-0	0/0	0	0.0	0	0	0

Kristian Fulton (CB)

Date	Opp	W-L	G/S	Tackle	Sack	Int	FF	FR
9/27/20	@Min	W		2	1.0	0	0	0
Totals		1-0	1/0	2	1.0	0	0	0

Eric Garror (DB)

Date	Opp	W-L	G/S	Tackle	Sack	Int	FF	FR
None								
Totals		0-0	0/0	0	0.0	0	0	0

Jack Gibbens (LB)

Date	Opp	W-L	G/S	Tackle	Sack	Int	FF	FR
None								
Totals		0-0	0/0	0	0.0	0	0	0

Luke Gifford (LB)

Date	Opp	W-L	G/S	Tackle	Sack	Int	FF	FR
11/22/20	@Min	W		0	0.0	0	0	0
10/31/21	@Min	W		0	0.0	0	0	0
11/20/22	@Min	W		0	0.0	0	1	0
Totals		3-0	3/0	0	0.0	0	1	0

Armani Hooker (S)

Date	Opp	W-L	G/S	Tackle	Sack	Int	FF	FR
9/27/20	@Min	W		1	0.0	1	0	0
Totals		1-0	1/0	1	0.0	1	0	0

Matthew Jackson (S)

Date	Opp	W-L	G/S	Tackle	Sack	Int	FF	FR
None								
Totals		0-0	0/0	0	0.0	0	0	0

Jaleel Johnson (DT)

Date	Opp	W-L	G/S	Tackle	Sack	Int	FF	FR
None								
Totals		0-0	0/0	0	0.0	0	0	0

Steven Jones Jr. (CB)

Date	Opp	W-L	G/S	Tackle	Sack	Int	FF	FR
None								
Totals		0-0	0/0	0	0.0	0	0	0

Naquan Jones (DT)

Date	Opp	W-L	G/S	Tackle	Sack	Int	FF	FR
None								
Totals		0-0	0/0	0	0.0	0	0	0

CAREER GAME-BY-GAME STATS VS. THE VIKINGS: TITANS DEFENSE

Tyreque Jones (S)

Date	Opp	W-L	G/S	Tackle	Sack	Int	FF	FR
None								
Totals		0-0	0/0	0	0.0	0	0	0

Anthony Kendall (CB)

Date	Opp	W-L	G/S	Tackle	Sack	Int	FF	FR
None								
Totals		0-0	0/0	0	0.0	0	0	0

Arden Key (OLB)

Date	Opp	W-L	G/S	Tackle	Sack	Int	FF	FR
9/22/19	@Min	L		0	0.0	0	0	0
11/28/21	Min	W		2	0.0	0	0	0
Totals		1-1	2/0	2	0.0	0	0	0

Harold Landry III (OLB)

Date	Opp	W-L	G/S	Tackle	Sack	Int	FF	FR
9/27/20	@Min	W	LB	5	0.0	0	0	0
Totals		1-0	1/1	5	0.0	0	0	0

Armani Marsh (DB)

Date	Opp	W-L	G/S	Tackle	Sack	Int	FF	FR
None								
Totals		0-0	0/0	0	0.0	0	0	0

Zach McCloud (OLB)

Date	Opp	W-L	G/S	Tackle	Sack	Int	FF	FR
None								
Totals		0-0	0/0	0	0.0	0	0	0

Roger McCreary (CB)

Date	Opp	W-L	G/S	Tackle	Sack	Int	FF	FR
None								
Totals		0-0	0/0	0	0.0	0	0	0

TK McLendon Jr. (DE)

Date	Opp	W-L	G/S	Tackle	Sack	Int	FF	FR
None								
Totals		0-0	0/0	0	0.0	0	0	0

Elijah Molden (CB)

Date	Opp	W-L	G/S	Tackle	Sack	Int	FF	FR
None								
Totals		0-0	0/0	0	0.0	0	0	0

A.J. Moore Jr. (S)

Date	Opp	W-L	G/S	Tackle	Sack	Int	FF	FR
None								
Totals		0-0	0/0	0	0.0	0	0	0

Caleb Murphy (OLB)

Date	Opp	W-L	G/S	Tackle	Sack	Int	FF	FR
None								
Totals		0-0	0/0	0	0.0	0	0	0

Sean Murphy-Bunting (CB)

Date	Opp	W-L	G/S	Tackle	Sack	Int	FF	FR
12/13/20	Min	W	CB	5	0.0	0	0	0
Totals		1-0	1/1	5	0.0	0	0	0

Ben Niemann (LB)

Date	Opp	W-L	G/S	Tackle	Sack	Int	FF	FR
11/3/19	Min	W		0	0.0	0	0	0
10/30/22	@Min	L	LB	4	0.0	0	0	0
Totals		1-0	2/1	4	0.0	0	0	0

Sam Okuayinonu (OLB)

Date	Opp	W-L	G/S	Tackle	Sack	Int	FF	FR
None								
Totals		0-0	0/0	0	0.0	0	0	0

Jayden Peevy (DT)

Date	Opp	W-L	G/S	Tackle	Sack	Int	FF	FR
None								
Totals		0-0	0/0	0	0.0	0	0	0

Otis Reese IV (LB)

Date	Opp	W-L	G/S	Tackle	Sack	Int	FF	FR
None								
Totals		0-0	0/0	0	0.0	0	0	0

Monty Rice (LB)

Date	Opp	W-L	G/S	Tackle	Sack	Int	FF	FR
None								
Totals		0-0	0/0	0	0.0	0	0	0

Thomas Rush (OLB)

Date	Opp	W-L	G/S	Tackle	Sack	Int	FF	FR
None								
Totals		0-0	0/0	0	0.0	0	0	0

Tyler Shelvin (NT)

Date	Opp	W-L	G/S	Tackle	Sack	Int	FF	FR
None								
Totals		0-0	0/0	0	0.0	0	0	0

Jeffery Simmons (DT)

Date	Opp	W-L	G/S	Tackle	Sack	Int	FF	FR
9/27/20	@Min	W	DT	5	1.0	0	0	0
Totals		1-0	1/1	5	1.0	0	0	0

Teair Tart (DT)

Date	Opp	W-L	G/S	Tackle	Sack	Int	FF	FR
None								
Totals		0-0	0/0	0	0.0	0	0	0

Josh Thompson (DB)

Date	Opp	W-L	G/S	Tackle	Sack	Int	FF	FR
None								
Totals		0-0	0/0	0	0.0	0	0	0

Rashad Weaver (OLB)

Date	Opp	W-L	G/S	Tackle	Sack	Int	FF	FR
None								
Totals		0-0	0/0	0	0.0	0	0	0

REGULAR TITANS LINEUP

OFFENSIVE STARTERS

WR 16-Treyton Burks (6-2, 225, 2nd Year/2nd with Titans, Arkansas) - The 18th overall pick in 2022 tied for third on the team in receiving yards (444) and tied for third in receptions (33) as a rookie. In three years at Arkansas (2019-21), he became the sixth all-time leading receiver in school history (146 receptions for 2,399 yards) and tied for the fifth-most touchdown catches in school annals (18).

	G	GS	Rec	Yds	Avg	Lg	TD
2022/Career	11	6	33	444	13.5	51	1

TE 88-Trevon Wesco (6-3, 267, 5th year/1st with Titans, West Virginia) - A fourth-round pick in 2019, Wesco began his career with three years at the New York Jets (2019-21) and one season with the Bears (2022) before joining the Titans as an unrestricted free agent in 2023.

	G	GS	Rec	Yds	Avg	Lg	TD
2022 (Chi)	14	1	2	26	13.0	23	0
Career	54	13	8	113	14.1	32	0

LT 71-Andre Dillard (6-5, 315, 5th Year/1st with Titans, Washington State) - The 22nd overall pick in 2019 spent four years in Philadelphia before signing with the Titans in 2023. He appeared in 43 games with nine starts for the Eagles.

2022 G/GS (Phi): 12/0, Career G/GS: 43/9

LG 77-Peter Skoronski (6-4, 313, Rookie, Northwestern) - The 11th overall pick did not miss a game or a start in his three seasons at Northwestern, appearing in 33 contests at left tackle. In his third year, he became the first unanimous first-team All-American in Northwestern history.

C 55-Aaron Brewer (6-1, 295, 4th Year/4th with Titans, Texas State) - The former undrafted free agent emerged as a full-time starter in 2022 at left guard before shifting to center for 2023. He started 23 games from 2020-22.

2022 G/GS: 17/17, Career G/GS: 41/23

RG 60-Daniel Brunskill (6-5, 300, 5th Year/1st with Titans, San Diego St.) - After entering the NFL as a rookie free agent in 2017, he spent two years with Atlanta before joining the 49ers in 2019. He started 42 total games at four different positions before arriving in Tennessee.

2022 G/GS (SF): 14/2, Career G/GS: 61/42

RT 66-Chris Hubbard (6-4, 295, 10th Year/1st with Titans, Alabama-Birmingham) - Before signing with the Titans at the start of training camp in 2023, he was with the Steelers from 2013-17 and with the Browns from 2018-22. He totaled 85 career games with 49 starts in that time period.

2022 G/GS (Cle): 4/1, Career G/GS: 85/49

TE 85-Chig Okonkwo (6-3, 238, 2nd Year/2nd with Titans, Maryland) - The 2022 fourth-rounder set the franchise rookie tight end record with 450 receiving yards and tied for the third-best reception total (32) among Titans/Oilers rookie tight ends. At Maryland (2018-21), he had 77 catches for 717 yards and eight touchdowns.

	G	GS	Rec	Yds	Avg	Lg	TD
2022/Career	17	8	32	450	14.1	48	3

WR 10-DeAndre Hopkins (6-1, 212, 11th Year/1st with Titans, Clemson) - A first-round pick in 2013, the five-time Pro Bowler played in Houston from 2013-19 and in Arizona from 2020-22. During his first 10 seasons, he led the NFL in receptions (853) and was second in receiving yards (11,298).

	G	GS	Rec	Yds	Avg	Lg	TD
2022 (Ari)	9	9	64	717	11.2	33t	3
Career	145	145	853	11,298	13.2	76t	71

QB 17-Ryan Tannehill (6-4, 217, 12th Year/5th with Titans, Texas A&M) - Acquired via trade from Miami in 2019, he led the Titans to three consecutive playoff appearances and two division titles in his first three seasons. From the time he took over as the Titans' starter in 2019 through 2022, his 100.7 passer rating ranked fourth in the NFL.

	G	GS	Att	Cmp	Pct	Yds	TD	Int	Lg	Sk	Rate
2022	12	12	325	212	65.2	2,536	13	6	69	33	94.6
Career	145	143	4,534	2,914	64.3	33,265	212	108	91t	383	91.9

RB 22-Derrick Henry (6-3, 247, 8th Year/8th with Titans, Alabama) - The former Heisman winner, 2016 second-round pick and two-time NFL rushing champion (2019-20) finished second in the NFL in rushing in 2022 (1,538 yards). No NFL player had more rushing yards (8,335) or rushing touchdowns (78) from 2016 to 2022.

	G	GS	Att	Yds	Avg	Lg	TD	Rec	Yds	Avg	Lg	TD
2022	16	16	349	1,538	4.4	56	13	33	398	12.1	69	0
Career	102	71	1,750	8,335	4.8	99t	78	127	1244	9.8	75t	3

OFFENSIVE RESERVES

RB 25-Hassan Haskins (6-2, 228, 2nd Year/2nd with Titans, Michigan) - The 2022 fourth-rounder appeared in 15 games with one start as a rookie. At Michigan, he totaled 452 career carries for 2,324 yards and 30 scores and was named first-team All-Big Ten in 2021 after rushing for 1,327 yards and a school-record 20 touchdowns.

	G	GS	Att	Yds	Avg	Lg	TD	Rec	Yds	Avg	Lg	TD
'22/Career	15	1	25	93	3.7	12	0	11	57	5.2	10	0

C/G 62-Corey Levin (6-4, 307, 5th Year/5th with Titans, Chattanooga) - A sixth-round pick in 2017, Levin re-joined the Titans in 2021 after being claimed off waivers from the N.Y. Jets. He also spent time with the Broncos, Bears and Patriots. His 17 games played and three starts in 2022 were career highs.

2022 G/GS: 17/3, Career G/GS: 45/4

QB 8-Will Lewis (6-4, 229, Rookie, Kentucky) - The second-rounder played two seasons at Kentucky after three years at Penn State. He was 17-7 as a starter at Kentucky, accounting for 5,233 passing yards and 54 total touchdowns with the Wildcats.

WR 13-Racey McMath (6-3, 217, 3rd Year/3rd with Titans, Louisiana State) - The 2021 sixth-round pick appeared in nine games in 2021, contributing two receptions and three special teams tackles. In 2022, he played five games and posted two receptions for 40 yards and one special teams stop.

	G	GS	Rec	Yds	Avg	Lg	TD
2022	5	0	2	40	20.0	39	0
Career	14	0	4	48	12.0	39	0

WR 11-Chris Moore (6-1, 200, 8th Year/1st with Titans, Cincinnati) - A fourth-round pick in 2016, Moore spent five seasons with the Ravens before playing with the Texans from 2021-22. He had a career-best 48 receptions and 548 yards in 2022.

	G	GS	Rec	Yds	Avg	Lg	TD
2022 (Hou)	16	7	48	548	11.4	52	2
Career	89	13	116	1,286	11.1	67t	8

T 78-Nicholas Petit-Frere (6-5, 316, 2nd Year/2nd with Titans, Ohio State) - The third-round draft pick started 16 games at right tackle as a rookie. He entered the NFL after 35 games and 20 starts at Ohio State, including 12 starts at left tackle as a junior in 2021. He is suspended for the first six games of 2023.

2022 & Career G/GS: 16/16

WR 18-Kyle Philips (5-11, 189, 2nd Year/2nd with Titans, UCLA) - The fifth-round receiver and returner was limited to four games as a rookie due to injuries. At UCLA, he started 23 of his 34 games, totaling 163 receptions for 1,821 yards and 17 touchdowns, and added 25 punt returns for 496 yards (19.8 avg.) and two scores.

	G	GS	Rec	Yds	Avg	Lg	TD
2022/Career	4	0	8	78	9.8	21	0

RB 32-Tyjae Spears (5-11, 195, Rookie, Tulane) - The third-round pick appeared in 33 games with 20 starts at Tulane, totaling 2,910 yards and 31 touchdowns on 427 carries and adding 48 receptions for 564 yards and three scores. He ended his career as the school's all-time leader in yards per carry (6.8).

WR 15-Nick Westbrook-Ikhine (6-2, 211, 4th Year/4th with Titans, Indiana) - The former undrafted free agent emerged as a regular on offense in 2021, and in 2022, he set a career high in games (17) and starts (13).

	G	GS	Rec	Yds	Avg	Lg	TD
2022	17	13	25	397	15.9	63t	3
Career	47	21	66	906	13.7	63t	7

QB 7-Malik Willis (6-1, 219, 2nd Year/2nd with Titans, Liberty) - The 2022 third-rounder appeared in eight games with three starts as a rookie. In college, he spent three years at Liberty after transferring from Auburn, and during two seasons as Liberty's starter (2020-21), he led the FBS with 74 total passing (47) and rushing (27) touchdowns.

	G	GS	Att	Cmp	Pct	Yds	TD	Int	Lg	Sk	Rate
'22/Career	8	3	61	31	50.8	276	0	3	48	10	42.8

SPECIALISTS

LS 46-Morgan Cox (6-4, 233, 14th Year/3rd with Titans, Tennessee) - Cox earned his fifth Pro Bowl berth in 2022. He was signed as an unrestricted free agent in 2021 after playing his first 11 seasons in Baltimore, where he was selected to four Pro Bowls.

2022 G/GS: 17/0, Career G/GS: 199/0

K 6-Caleb Shudak (5-7, 177, 2nd Year/2nd with Titans, Iowa) - After joining the Titans as an undrafted rookie, he appeared in one game in 2022. At Iowa, he connected on 24 of 29 field goals for a school-record 82.8 percentage.

	G	FGM	FGA	Pct	Lg	XPM	XPA	Pts
2022/Career	1	3	4	75.0	38	1	1	10

REGULAR TITANS LINEUP

P 4-Ryan Stonehouse (5-10, 193, 2nd Year/2nd with Titans, Colorado State) - The undrafted rookie was named second-team All-Pro in 2022 after setting the NFL record for gross punting average (53.1) as well as the record for rookie net punting average (44.0).

	G	Punt	Blk	Yds	Avg	Lg	TB	I20	NetAvg
'22/Career	17	90	0	4,779	53.1	74	9	30	44.0

K 40-Trey Wolff (6-4, 205, Rookie, Texas Tech) - The undrafted rookie appeared in 46 games over four seasons at Texas Tech (2019-22), going 42-of-52 on field goal attempts and 107-of-110 on PATs.

DEFENSIVE STARTERS

DE 96-Denico Autry (6-5, 285, 10th Year/3rd with Titans, Mississippi State) - Originally a rookie free agent with the Raiders in 2014, he played for the Raiders (2014-17) and Colts (2018-20) before joining the Titans in 2021. His 17 sacks from 2021-22 led the Titans, as did his eight sacks in 2022.

	GP	GS	Tackle	Sack	QBP	TFL	Int	PD	FF	FR
2022	12	8	27	8.0	45	8	0	4	2	0
Career	125	75	275	47.5	142	68	0	29	5	3

NT 93-Teair Tart (6-2, 304, 4th Year/4th with Titans, Florida International) - Originally an undrafted free agent in 2020, his production increased in each of his first three seasons, including career highs with 16 starts, 34 tackles and 1.5 sacks in 2022.

	GP	GS	Tackle	Sack	QBP	TFL	Int	PD	FF	FR
2022	16	16	34	1.5	22	5	1	6	0	1
Career	34	27	55	1.5	27	8	1	7	0	1

DT 98-Jeffery Simmons (6-4, 305, 5th Year/5th with Titans, Mississippi State) - The 19th overall draft pick in 2019 appeared in 56 games with 54 starts in his first four seasons. From 2020-22, he led the team with 19 sacks, including 7.5 sacks in 2022. He earned Pro Bowl berths in 2021 and 2022.

	GP	GS	Tackle	Sack	QBP	TFL	Int	PD	FF	FR
2022	15	15	53	7.5	43	9	0	7	1	0
Career	56	54	196	21.0	135	26	0	19	2	3

OLB 49-Arden Key (6-5, 240, 6th Year/1st with Titans, Louisiana State) - The former third-round pick signed in Tennessee in 2023 following stops in Oakland/Las Vegas (2018-20), San Francisco (2021) and Jacksonville (2022). He totaled 14 sacks in 71 career games before arriving in Tennessee.

	GP	GS	Tackle	Sack	QBP	TFL	Int	PD	FF	FR
2022 (Jax)	17	3	27	4.5	38	5	0	2	0	1
Career	71	13	98	14.0	118	18	0	5	0	1

LB 2-Azeez Al-Shaair (6-2, 228, 5th Year/1st with Titans, Florida Atlantic) - The former undrafted free agent signed with the Titans in 2023 after appearing in 56 games with 31 starts in four seasons with the 49ers (2019-22).

	GP	GS	Tackle	Sack	QBP	TFL	Int	PD	FF	FR
2022 (SF)	12	9	44	0.0	3	1	0	0	0	1
Career	56	31	191	2.0	9	11	2	7	2	3

LB 50-Jack Gibbens (6-3, 242, 2nd Year/2nd with Titans, Minnesota) - The 2022 undrafted rookie appeared in four games with one start in 2022. In college, he posted 92 tackles in one season at Minnesota (2021) after playing four seasons at Abilene Christian (2017-20).

	GP	GS	Tackle	Sack	QBP	TFL	Int	PD	FF	FR
'22/Career	4	1	23	0.0	0	0	1	1	0	0

OLB 58-Harold Landry III (6-2, 252, 6th Year/6th with Titans, Boston College) - The 41st overall draft pick in 2018 totaled a team-high 31 sacks from 2018-21. He started every game for the third consecutive season in 2021 and led the defense with a career-high 12 sacks, earning his first Pro Bowl berth. He missed the entire 2022 campaign while on injured reserve.

	GP	GS	Tackle	Sack	QBP	TFL	Int	PD	FF	FR
2022	0	0	0	0.0	0	0	0	0	0	0
Career	64	52	271	31.0	127	30	2	8	3	2

CB 0-Sean Murphy-Bunting (6-0, 195, 5th Year/1st with Titans, Central Michigan) - The 2019 second-rounder spent his first four seasons in Tampa Bay before signing with the Titans in 2023. In 53 career games with the Bucs, he notched 36 starts and six interceptions.

	GP	GS	Tackle	Sack	QBP	TFL	Int	PD	FF	FR
2022 (TB)	12	5	27	0.0	1	1	2	7	1	0
Career	53	36	178	1.0	7	6	6	21	4	1

CB 21-Roger McCreary (5-11, 190, 2nd Year/2nd with Titans, Auburn) - The 2022 second-rounder started all 17 games as a rookie and ranked third on the team with 85 tackles. He was a two-year starter at Auburn, where he compiled six interceptions and 35 passes defended in 42 games (23 starts).

	GP	GS	Tackle	Sack	QBP	TFL	Int	PD	FF	FR
'22/Career	17	17	85	0.0	1	2	1	8	0	0

S 31-Kevin Byard (5-11, 212, 8th Year/8th with Titans, Middle Tennessee State) - The 2016 third-round pick appeared in all 114 games with 105 starts during his first seven seasons. He ranked second in the NFL from 2017-22 with 27 total interceptions. In 2022, the two-time Pro Bowler led the defense in tackles (106) and interceptions (four) for the second consecutive season.

	GP	GS	Tackle	Sack	QBP	TFL	Int	PD	FF	FR
2022	17	17	106	0.0	2	0	4	6	0	0
Career	114	105	642	4.0	17	13	27	68	3	3

S 37-Amani Hooker (5-11, 210, 5th Year/5th with Titans, Iowa) - The 2019 fourth-round pick played in 53 games with 24 starts in his first four seasons. His six total interceptions from 2020-22 ranked second on the team. Injuries limited him to nine games in 2022.

	GP	GS	Tackle	Sack	QBP	TFL	Int	PD	FF	FR
2022	9	9	46	0.0	4	1	1	3	1	1
Career	53	24	165	0.0	4	3	6	15	2	1

CB 26-Kristian Fulton (5-11, 197, 4th Year/4th with Titans, Louisiana State) - The 2020 second-rounder appeared in 30 games with 26 starts over his first three seasons, totaling four interceptions and 20 passes defended. He produced 48 tackles and one interception in 2022.

	GP	GS	Tackle	Sack	QBP	TFL	Int	PD	FF	FR
2022	11	11	48	0.0	0	3	1	5	1	1
Career	30	26	104	1.0	1	4	4	20	1	1

DEFENSIVE RESERVES

CB 23-Tre Avery (5-11, 181, 2nd Year/2nd with Titans, Rutgers) - The undrafted rookie appeared in 14 games with three starts in 2022 and led the team with nine passes defended. At Rutgers, he played 35 games with 22 starts and totaled four career interceptions.

	GP	GS	Tackle	Sack	QBP	TFL	Int	PD	FF	FR
'22/Career	14	3	23	0.0	0	1	0	9	0	0

DL 94-Jaleel Johnson (6-3, 317, 7th Year/1st with Titans, Iowa) - The former fourth-round pick signed with Tennessee in 2023 after totaling 6.5 sacks in 74 games with the Vikings (2017-20), Texans (2021-22) and Falcons (2022).

	GP	GS	Tackle	Sack	QBP	TFL	Int	PD	FF	FR
2022 (Hou/Atl)	9	1	15	1.0	2	0	0	0	0	1
Career	74	21	125	6.5	15	11	0	0	1	2

DB 24-Elijah Molden (5-10, 192, 3rd Year/3rd with Titans, Washington) - The third-round draft pick (100th overall) appeared in 16 games as a rookie in 2021, including seven starts in sub-packages. He was limited to two games and one start in 2022 due to two separate stints on injured reserve.

	GP	GS	Tackle	Sack	QBP	TFL	Int	PD	FF	FR
2022	2	1	5	0.0	0	1	0	0	0	0
Career	18	8	65	0.0	6	4	1	4	1	1

S 20-A.J. Moore Jr. (5-11, 200, 6th Year/2nd with Titans, Mississippi) - Moore re-signed in 2023 after spending most of 2022 on injured reserve. He entered the NFL in 2018 as a rookie free agent with the Patriots and led the Texans with 34 special teams tackles from 2018-21.

	GP	GS	Tackle	Sack	QBP	TFL	Int	PD	FF	FR
2022	1	0	0	0.0	0	0	0	0	0	0
Career	56	5	35	1.0	2	2	0	1	2	1

DE 92-Jayden Peevy (6-5, 308, 1st Year/1st with Titans, Texas A&M) - The undrafted rookie appeared in one game and spent 16 games on the practice squad in 2022. He totaled 7.5 sacks in 58 games (24 starts) at Texas A&M.

	GP	GS	Tackle	Sack	QBP	TFL	Int	PD	FF	FR
'22/Career	1	0	0	0.0	0	0	0	0	0	0

LB 56-Monty Rice (6-0, 233, 2nd Year/2nd with Titans, Georgia) - The Huntsville, Ala., native was selected in the third round of the 2021 NFL Draft after four seasons at Georgia (2017-20). In 2022, he appeared in 13 games with six starts, and his 63 tackles ranked fourth on the team.

	GP	GS	Tackle	Sack	QBP	TFL	Int	PD	FF	FR
2022	13	6	63	0.0	3	4	0	1	0	0
Career	23	10	93	0.0	3	4	0	2	0	0

OLB 99-Rashad Weaver (6-4, 259, 3rd Year/3rd with Titans, Pittsburgh) - As a rookie in 2021, the fourth-round pick suffered a season-ending injury in the third game. He returned in 2022 to appear in 16 games with four starts, and his 5.5 sacks ranked fourth on the team.

	GP	GS	Tackle	Sack	QBP	TFL	Int	PD	FF	FR
2022	16	4	27	5.5	39	7	0	6	2	1
Career	18	4	29	5.5	39	7	0	6	2	1

GAME PREVIEW

TEAM NOTES

PLAYER NOTES

MEDIA

STATISTICS

ROSTERS

LAST WEEK VS. THE BEARS

Preseason Week 1: Titans 17, Ravens 23

Saturday Aug. 12, 2023 • 12:00 p.m. CT • Soldier Field



In Week 1 of the 2023 preseason, Tennessee traveled to Chicago to face the Bears and fell by a score of 23-17.

The Titans got on the board on their opening possession with a 12-play, 75-yard scoring drive. **QB Malik Willis** connected with **WR Chris Moore** for 30 yards to start the drive. **RB Tyjae Spears** added six carries for 32 yards. Facing third-and-two, Willis ran the ball in himself to take the 7-0 lead.

On the ensuing Chicago drive, the Bears put together a three-play 75-yard touchdown march. **QB Justin Fields** threw a quick screen to **WR D.J. Moore** who caught it and ran it 62 yards for the score. The Bears took the lead on their next drive. A 69-yard possession culminated with a 56-yard touchdown by **RB Khaill Herbert** who caught a short pass from Fields and ran it the distance for a 14-7 lead.

The second quarter started off with turnovers by both teams. The Titans punted on the first play of the quarter which was fumbled by **WR Velus Jones Jr.** after a solid hit by **S Mike Brown** and recovered by **LB Luke Gifford**, giving Tennessee the ball at the Chicago 25. However, on the next play, Willis threw a high pass intended for **TE Josh Whyte** that was ultimately intercepted by **DB A.J. Thomas** at the goal line and returned to the Chicago 17-yard line. **QB P.J. Walker** threw a pass that was intercepted by **CB Tre Avery** who made a nice 29-yard return to give the Titans the ball at the Chicago 31-yard line. The Titans were able to capitalize on the turnover as **QB Will Levis** connected with **WR Mason Kinsey** for 21 yards to set up goal-to-go. **RB Hassan Haskins** ultimately went up and over at the one-yard line for the touchdown to tie the game at 14-14.

Later in the second stanza, the two teams traded turnovers and once again, the Titans were able to convert. With 1:33 left in the quarter, Willis was strip sacked by **DL Terrell Lewis** giving the Bears the ball at the Tennessee 37. Then **DB Shyheim Carter** was able to force a fumble by **WR Tyler Scott** that was recovered by **LB Ben Niemann**. With 1:08 left in the half, Titans started the drive at their own 17-yard line. Willis marched the offense down to the Chicago 23-yard line on eight plays, including four completions for 42 yards and a 13-yard scramble. **K Caleb Shudak** made a 41-yard field goal to give the Titans a 17-14 lead as time expired in the first half.

The Bears opened the second half at their own 40-yard line after Shudak's kick-off went out of bounds. **QB Nathan Peterman** drove the Bears offense down to the Tennessee 10-yard line where **K Cairo Santos** hit the game-tying 28-yard field goal. Chicago then took the lead on their next drive after a 37-yard completion from Peterman to **WR Isaiah Ford** put the Bears at

the Tennessee 29-yard line. Santos finished the drive with a 29-yard field goal for a 20-17 advantage. Tennessee rallied to attempt a game-tying field goal, taking the ball down into Bears territory with the help of a 26-yard run by **RB Julius Chestnut**, but **K Trey Wolff's** 48-yard field goal attempt sailed wide right.

Chicago extended its lead on the next possession, as the Bears capped off a 10-play, 31-yard drive with a 49-yard field goal by Santos.

With 4:33 left in the game, the Titans started a drive at their own 29-yard line. Willis drove the offense down the field with three completions for 62 yards to the Bears 10-yard line with a chance to take the lead, but the drive stalled out as the Titans turned it over on downs. Titans defense stood strong and forced a three-and-out. **DB Eric Garror** fielded the ensuing punt and returned it 17 yards to the Chicago 43-yard line. Levis took over with 31 seconds left and narrowly missed **WR Gavin Holmes** for a big gain.

The Bears sealed the victory on the next play when **DB Bralen Tonyan** intercepted Levis' pass attempt with 10 seconds remaining and the Titans fell 23-17.

SCORING

	1	2	3	4	Final
Tennessee	7	10	0	0	17
Baltimore	14	0	6	3	23

TEAM SCORING PLAY

TEAM	SCORING PLAY	TIME
Titans	M.Willis 2 yd. run (C.Shudak kick)	1-7:45
Bears	D.Moore 62 yd. pass from J.Fields (C.Santos kick)	1-6:26
Bears	K.Herbert 56 yd. pass from J.Fields (C.Santos kick)	1-1:27
Titans	H.Haskins 1 yd run (T.Wolff kick)	2-10:36
Titans	C.Shudak 41 yd Field Goal	2-0:00
Bears	C.Santos 28 yd Field Goal	3-11:01
Bears	C.Santos 29 yd Field Goal	3-3:56
Bears	C.Santos 49 yd Field Goal	4-9:34

Missed FGs: T.Wolff 48WR

Attendance: 59,829 Time of Game: 3:05 Weather: 77°, Partly Cloudy, Wind S 6 mph

Referee: Alex Kemp



TEAM STATISTICS

	Titans	Bears
TOTAL FIRST DOWNS	20	13
THIRD DOWN EFFICIENCY	5-15-33.3%	4-12-33.3%
FOURTH DOWN EFFICIENCY	1-2-50.0%	1-1-100.0%
TOTAL NET YARDS	372	337
Plays - Avg.	72-5.2	53-6.4
NET YARDS RUSHING	126	100
Rushes - Avg.	25-5.0	29-3.4
NET YARDS PASSING	246	237
Sacks - Yards Lost	8-28	2-6
PASS ATT-COMP-INT	39-25-2	22-15-1
PUNTS - Avg.	4-51.5	4-50.0
Net Punting Average	43.8	39.3
PUNT RETURNS - Yards	3-43	4-31
KICKOFF RETURNS - Yards	5-119	1-13
INTERCEPTIONS - Yards	1-29	2-27
PENALTIES Number and Yards	7-44	7-55
FUMBLES Number and Lost	1-1	2-1
TOUCHDOWNS	2	2
EXTRA POINTS Made-Attempts	2-2	2-2
RED ZONE EFFICIENCY	2-3-67%	0-3-0%
GOAL TO GO EFFICIENCY	2-2-100%	0-0-0%
SAFETIES	0	0
GIVEAWAYS	4	3
TAKEAWAYS	3	4
TIME OF POSSESSION	32:52	27:08

TITANS INDIVIDUAL STATISTICS

Rushing	Att	Yds	Avg	Lg	TD
J.Chestnut	7	46	6.6	26	0
T.Spears	6	32	5.3	14	0
M.Willis	3	22	7.3	13	1
H.Haskins	6	12	2.0	5	1
J.Ward	2	8	4.0	5	0
W.Levis	1	6	6.0	6	0
Total	25	126	5.0	26	2

Passing	Att	Cmp	Yds	TD	Lg	IN	Rt
M.Willis	25	16	189	0	30	1	70.2
W.Levis	14	9	85	0	21	1	51.2
Total	35	20	209	0	48	2	50.8

Receiving	No	Yds	Avg	Lg	TD
M.Kinsey	4	40	10.0	21	0
R.McMath	3	53	17.7	21	0
T.Harrison	2	34	17.0	23	0
K.Jackson	2	34	17.0	25	0
R.Roberson	2	20	10.0	13	0
J.Chestnut	2	15	7.5	8	0
J.Whyte	2	9	4.5	6	0
C.Moore	1	30	30.0	30	0
G.Holmes	1	14	14.0	14	0
N.Westbrook-Ikhine	1	8	8.0	8	0
C.Dowell	1	6	6.0	6	0
K.Phillips	1	5	5.0	5	0
J.Rigg	1	5	5.0	5	0
T.Spears	1	4	4.0	4	0
J.Ward	1	-3	-3.0	-3	0
Total	25	274	11.0	30	0

Interceptions	No	Yds	Avg	Lg	TD
T.Avery	1	29	29.0	29	0

Leading Tacklers (Press Box Totals)

S.Carter 5-3-2; E.Garror 4-4-0; B.Niemann 4-3-1; T.Jones 4-3-1; J.Johnson 4-2-2

Sacks: C.Murphy 1; S.Okuayinonu 1

FF: S.Carter 1 FR: L.Gifford 1; B.Niemann 1

BEARS INDIVIDUAL STATISTICS

Rushing	Att	Yds	Avg	Lg	TD
R.Johnson	12	44	3.7	24	0
T.Homer	6	25	4.2	6	0
K.Herbert	4	15	3.8	11	0
D.Foreman	3	9	3.0	4	0
T.Ebner	3	9	3.0	4	0
T.Bagent	1	-2	-2.0	-2	0
Total	29	100	3.4	24	0

Passing	Att	Cmp	Yds	TD	Lg	IN	Rt
P.Walker	8	4	19	0	9	1	16.7
N.Peterman	6	4	58	0	37	0	97.9
T.Bagent	5	4	37	0	25	0	97.5
J.Fields	3	3	129	2	62t	0	158.3
Total	22	15	243	2	62	1	116.3

Receiving	No	Yds	Avg	Lg	TD
R.Johnson	3	2	0.7	4	0
J.Reed	2	14	7.0	11	0
D.Moore	1	62	62.0	62	1
K.Herbert	1	56	56.0	56	1
I.Ford	1	37	37.0	37	0
D.Fountain	1	25	25.0	20	0
N.Webster	1	15	15.0	15	0
K.Blasingame	1	11	11.0	11	0
T.Scott	1	9	9.0	9	0
V.Jones	1	6	6.0	6	0
S.Carlson	1	4	4.0	4	0
J.Pinkney	1	2	2.0	2	0
E.St.Brown	1	0	0.0	0	0
Total	15	243	16.2	62	2

Interceptions	No	Yds	Avg	Lg	TD
A.Thomas	1	17	17.0	17	0
G.Stone	1	10	10.0	10	0
Total	2	27	13.5	17	0

Leading Tacklers (Press Box Totals)

T.Stevenson 7-7-0; T.Gipson 5-3-2; M.Baskerville 5-3-2;

Sacks: T.Lewis 2; J.Harris 1.5; T.Gipson 1; M.Baskerville

1; N.Swell 1; Z.Pickens 1; T.Bell 0.5;

FF: T.Lewis 1; A.Colbert 1; J.Harris 1 FR: Z.Pickens 1;

A.Colbert 1

TITANS STARTERS

OFFENSE	DEFENSE
WR 15 N.Westbrook-Ikhine	DE 92 J.Peevy
TE 89 T.Odukoya	NT 72 T.Shelvin
LT 71 A.Dillard	DT 94 J.Johnson
LG 77 P.Skoronski	OLB 99 R.Weaver
C 55 A.Brewer	LB 45 C.Campbell
RG 60 D.Brunskill	LB 50 J.Gibbens
RT 66 C.Hubbard	OLB 48 T.Rush
TE 81 J.Whyte	S 24 E.Molden
WR 11 C.Moore	S 44 M.Brown
QB 8 M.Willis	CB 23 T.Avery
RB 25 H.Haskins	CB 36 S.Jones

BEARS STARTERS

OFFENSE	DEFENSE
WR 2 D.Moore	DL 90 D.Robinson
LT 70 B.Jones	DL 93 Ju.Jones
LG 76 T.Jenkins	DL 97 A.Billings
C 65 C.Whitehair	DL 94 R.Green
RG 69 J.Carter	LB 53 T.Edwards
RT 58 D.Wright	LB 57 J.Sanborn
TE 85 C.Kmet	DB 29 T.Stevenson
WR 11 D.Mooney	DB 33 J.Johnson
QB 1 J.Fields	CB 6 K.Gordon
RB 24 K.Herbert	DB 4 E.Jackson
FB 35 K.Blasingame	DB 37 E.Hicks

NOTES FROM LAST WEEK'S GAME



TEAM NOTES

- Titans assistant head coach/defensive line **Terrell Williams** served as head coach for Tennessee's preseason opener at Chicago. He was appointed to the task by head coach **Mike Vrabel** for a period that began Thursday evening and lasted through the game.
- The Titans captains for the game were quarterback **Malik Willis**, linebacker **Jack Gibbens**, tight end **Thomas Odukoya**, offensive lineman **Xavier Newman**, defensive lineman **Jayden Peevy** and outside linebacker **Rashad Weaver**.
- The starting offense for the Titans included quarterback **Malik Willis**; running back **Hassan Haskins**; wide receivers **Chris Moore** and **Nick Westbrook-Ikhine**; tight ends **Josh Whyte** and **Thomas Odukoya**; left tackle **Andre Dillard**; left guard **Peter Skoronski**; center **Aaron Brewer**; right guard **Daniel Brunskill**; and right tackle **Chris Hubbard**. Two rookies started on offense: Skoronski (first-round pick) and Whyte (fifth round).
- The starting defense included cornerbacks **Tre Avery** and **Steven Jones Jr.**; safeties **Mike Brown** and **Elijah Molden**; inside linebackers **Jack Gibbens** and **Chance Campbell**; outside linebackers **Rashad Weaver** and **Thomas Rush**; and defensive linemen **Jayden Peevy**, **Tyler Shelvin** and **Jaleel Johnson**. Two undrafted rookies started on defense: Jones and Rush.
- The Titans forced three turnovers at Chicago, the most forced by the Titans in the preseason since a three-takeaway performance at Tampa Bay on Aug. 21, 2021.

TEAM NOTES – OFFENSE

- The offense scored a touchdown on the first offensive series of the game, driving 75 yards on 12 plays on a march that took 7 minutes and 15 seconds. The unit converted all three third-down chances during the drive, including a third-and-goal from the two-yard line, when quarterback **Malik Willis** rushed for a score.
- The Titans had a total of 15 players record at least one reception in the contest.
- The Titans offense scored touchdowns on two of its three red-zone possessions and both of its goal-to-go opportunities. The Titans led the NFL in goal-to-go efficiency in each of the last four seasons.

TEAM NOTES – DEFENSE

- The Titans defense limited the Bears offense to 13 total first downs.
- The Bears were kept out of the end zone on all three of the red-zone possessions against the Titans defense.

CB TRE AVERY

- Started and totaled one interception and one tackle.
- Recorded an interception in the second quarter, picking off a pass by Bears quarterback **PJ Walker**. The takeaway and his 29-yard return led to a Titans touchdown on the ensuing possession.

S MIKE BROWN

- Started and notched a pair of tackles.
- Involved in a takeaway on punt coverage in the second quarter, helping to keep the ball from the grasp of returner **Velus Jones Jr.** after a muff. The ball was recovered by **Luke Gifford** for the Titans.

DB SHYHEIM CARTER

- Led the defense with five tackles and added a forced fumble.
- Credited with a forced fumble that was recovered by the Titans late in the second quarter. The takeaway resulted in a Titans field goal to end the first half.

RB JULIUS CHESTNUT

- Led the team with 46 rushing yards on seven attempts.
- Registered a 26-yard rushing attempt in the third quarter.

CB ERIC GARROR

- Led the team with two punt returns for 26 yards, including a 17-yard return in the fourth quarter.
- Tied for second on the defense with four tackles, including a team-high two tackles for loss.

LB LUKE GIFFORD

- Recovered a Bears fumble on punt coverage in the second quarter.
- Added a pair of tackles on defense.

WR TRE'SHAUN HARRISON

- Caught two passes for 34 yards, including a 23-yard grab in the fourth quarter.

RB HASSAN HASKINS

- Started and rushed for 12 yards and a touchdown on six attempts.
- Scored on a one-yard plunge on fourth down in the second quarter.
- Led the team with two kickoff returns for 40 yards.

WR KEARIS JACKSON

- Caught two passes for 34 yards, including a 25-yard grab in the fourth quarter.

WR MASON KINSEY

- Registered a team-high four receptions for 40 yards.
- Helped set up a touchdown in the second quarter with a 21-yard reception on a pass from **Will Levis**.

QB WILL LEVIS

- Made his NFL preseason debut and completed nine of his 14 passing attempts for 85 yards with one interception. He added a six-yard rushing attempt.
- Completed a 21-yard pass to **Mason Kinsey** in the second quarter during a touchdown drive.

NOTES FROM LAST WEEK'S GAME

WR RACEY McMATH

- Recorded a team-high 53 receiving yards on three receptions.
- Converted a third-and-13 with a 21-yard catch in the second quarter.

WR CHRIS MOORE

- Started and caught a pass from **Malik Willis** for 30 yards on the first offensive play of the game.

OLB CALEB MURPHY

- Credited with a five-yard sack of Bears quarterback **Tyson Bagent** in the fourth quarter. The play came on third down to force the Bears to attempt a field goal.
- Totaled three tackles.

LB BEN NIEMANN

- Recovered a Bears fumble late in the second quarter. The takeaway resulted in a Titans field goal at the end of the half.
- Tied for second on the squad with four tackles.

OLB SAM OKUAYINONU

- Credited with a one-yard sack of Bears quarterback **Nathan Peterman** in the third quarter. The play came on third down to force the Bears to attempt a field goal.
- Totaled two tackles.

WR KYLE PHILIPS

- Started and caught one pass for five yards.
- Returned a punt 17 yards in the second quarter.

K CALEB SHUDAK

- Made his only field goal attempt from 41 yards and connected on his only extra point attempt.

OL PETER SKORONSKI

- The 2023 first-round pick (11th overall) made his NFL preseason debut in his hometown city of Chicago. He registered a start at left guard.

RB TYJAE SPEARS

- Rushed for 32 yards on six carries in his NFL preseason debut. He added one reception for four yards and a 22-yard kickoff return.
- All of his rushing attempts came during the first offensive series, including a stretch in which he ran the ball on four consecutive plays and picked up a pair of first downs.

P RYAN STONEHOUSE

- Averaged 51.5 yards (43.8 net avg.) on four punts with a long attempt of 60 yards.

OLB RASHAD WEAVER

- Started and posted two tackles, including a tackle for loss.

WR NICK WESTBROOK-IKHINE

- Started and caught one pass for eight yards.

TE JOSH WHYLE

- Started in his NFL preseason debut and caught two passes for nine yards.

QB MALIK WILLIS

- Registered a start and completed 16 of 25 passes for 189 yards with one interception. He added three rushing attempts for 22 yards and a touchdown.
- Delivered a 30-yard completion to **Chris Moore** on the first offensive play of the game.
- Rushed for a two-yard touchdown on the first offensive series of the game, capping a 12-play, 75-yard drive.
- Led a two-minute drive that resulted in a field goal at the end of the first half.



SELECT TITANS POSTGAME QUOTES

SATURDAY, AUG. 12, 2022

ASSISTANT HEAD COACH TERRELL WILLIAMS

I know the score didn't turn out the way we that we all wanted, but we were able to go out and execute a lot of situation that we talked about going into this football game. We were able to get a long field goal, alright. Didn't make it, but we were able to at least put it on tape. We were able to execute in an end of half, two-minute situation to get a down-down clock situation, so that was good. So it was good to see both quarterbacks go out there in two-minute situations and execute. So that part was good. We got a lot of things we need to clean up, ya know you can't turn the ball over four times and expect to win a football game. So with that said, I'll leave it up to questions.

(on how the quarterbacks were used today, and how both Malik Willis and Will Levis did)

It's just like a football game, it was good and bad. I mean both had opportunities in two-minute situations, which was great. And the truth is, this is like we're in training camp. I see these preseason games as still a part of training camp. So, those guys that are in training camp. But the difference is, we were able to get some live situations. Ya know, they were able to get a chance from a rush standpoint, to really feel what it's like without the coaches telling them to stay away from the quarterback. So that's stuff that you can't do in practice. So it was good to get those guys those situations. I think both of them did a good job. Both of them have a lot of things just like everybody to clean up. But again, this experience is priceless for those guys..

(on Malik Willis's operation on the two-minute drill to end the half)

It's what you would hope to expect from a second-year quarterback. He had some ups and downs last year, and he's had a very good training camp and he was able to go out and show some of that maturity. I mean there's things to get better at; again, like all the guys. But I'm happy with what Malik (Willis) did. And the good thing about him is that he was able to come to the sideline, and the things that he needs to get better at while he was out there; he was able to communicate it to Timmy (Tim Kelly) right away. I should've did this, or I can't hold the ball that long. And that shows growth and really that's what you hope for and expect in a second-year player.

(on both quarterbacks final drives)

You know, it was good. We didn't make some plays that we probably should've made, but there wasn't an issue with composure at all. I think both of those guys handled it well. Will (Levis) had an opportunity, and Malik (Willis) had an opportunity, so it was good to get those situations because we practice it all the time. Now you could really teach off of it. It's live pass-rush, like those guys were coming and it was good for the offensive line to get the work and it was really good for both of those quarterbacks to get the work.

(on if the series were pre-determined or by feel)

We talked about it going into the game yesterday, last night and again this morning with how we wanted to rotate those guys. It was just a feel to get certain guys with certain players and certain quarterbacks. There's so much that goes into it.

(on how he felt in the head coaching role)

It felt great. I'm a football coach. I know how to lead and that's what I was able to do today. I had a lot of help from Stretch and Vrabel was there. He was able to help, but we have good players and great people here. Coaching the football team was the easiest part of this thing.

(on how much of the sacks were due to the quarterbacks holding the ball for too long)

It's always a combination of things that go into it. When you give up sacks, everyone looks at the offensive line. I'm speaking as a defensive line coach, protecting those offensive guys. Sometimes it's a matter of receivers getting open, a tight end getting a chip, sometimes a back and sometimes it's a quarterback. Sometimes when you give up a sack it's on everybody. When people look at numbers, they may say it's the offensive line. If you look at a box score with 300 yards rushing, I say this from a defensive line standpoint and without even watching the game, you might say the defensive line didn't play well if you don't know the whole story.

(on Tyjae Spears brining some juice)

He did. He ran hard. He was physical and I think bringing up Tyjae Spears, he was in there some with that first offensive line and when we talk about sacks, the good thing is that first offensive line group that went out there, they protected well, we were able to run the ball., that's exciting. We got some guys that we got to keep working with technique, but I mean, that group of Brewer and Peter and Dillard and that crew, it was exciting to watch those guys go out there and block. And they were able to protect and do those things. So that was exciting. So the eight sacks, none of them came with that crew in the game.

(on the significance of the Bears playing key players throughout the game)

Yeah, that's on them. We're not looking at who they have out there, honestly, I couldn't tell you who the Bears had out there. I was focused on our guys and what they were able to do like that's what these preseason games are. Like I said earlier, it's an extension of training camp in my mind. That offensive line, we should be proud of them. We're proud of them in that room, I can tell you that, that first group. So, it was exciting and they've gotten better all training camp, so it was good to go see those guys go out there and execute.

(on what he saw in quarters one through four)

I think like we see in every preseason game, missed tackles to start because we don't tackle live in practice. We got great drills that we do, but there's just like I talked about, simulating the real rush. It's the same with really tackling guys to the ground. We don't tackle in this league in practice and rightfully so, you can't get guys hurt. So, when you play these preseason games, it's important and again, we're able to teach off of it. Now guys can see the mistakes. We did exactly what we wanted to do in this football game. Trust me, from a coaching staff standpoint, and the players, they understand, they understood what the goal was. And the goal was not to win the football game. As much as people want to make that we lost, whatever. That wasn't the goal. This is preseason. We went out there and we were able to execute and put our guys in some situations that you just can't get in practice.

(on the decision to go for it on fourth and goal)

Yeah, I honestly don't know about analytics, but you just, you get the ball down there, you've got to figure you can get one yard. I mean, that's got to be our mindset and I know Vrabel (Mike Vrabel) believes the same thing. And I said this before, we see football the same. And if we need a yard within reason, we're going to go for it. If it's fourth and one, we'll go for it.

(on the day as a whole and leaning on Mike Vrabel)

I was prepared because I have Mike, and I asked him a bunch of questions leading up into this, like, 'Hey, what do we do in this situation? What do we do stretch text me? Hey T, remember this, if this comes up,' how to handle that. This was the easy part, the football, getting to the football game, and actually coaching this day. That was the easy part. It's the stuff leading up to it, make sure, okay, everybody's on time and doing all of that stuff where I'm normally worried about a group of defensive linemen. Now I'm worried about the entire football team, but when you're put in that situation, that's what you do. So, the day went good. I think our players responded good. I loved the way we worked on the sideline. We had some pre-snap penalties and some things that we talked about not doing, but, overall, I think the operation was great.

(on if was watching the defensive line as much as normal)

No. Matter of fact, I didn't even position myself where I normally would stand. Normally, I stand on the line of scrimmage, but Vrabel (Mike Vrabel) kept reminding me leading up to this was like, 'man, you got to position yourself behind the officials because they're coming to you.' There's so many different things that you don't think about as a position coach that you have to think about as a head football coach, and there's no experience that you can get like this. I don't care where you go. You can go to these different programs, and all of this, but there's no experience like this experience and I'm thankful to Miss Amy. I'm thankful to Vrabel (Mike Vrabel). I'm thankful to this organization. But more importantly, I'm thankful to these football players that went out there and battled for us. And you know what, we as a coaching staff, we're going to go and look at the film and make the corrections and watch it with these guys and we're going to get better. We're going to learn from it.

SELECT TITANS POSTGAME QUOTES

QUARTERBACK WILL LEVIS

(on if today's game lived up to his excitement level)

Yeah it was a great environment. Chicago fans came out, as well as our fans. It was fun. We would've loved to have gotten the win, but this first go-around felt good.

(on what he liked about what he was able to do)

I think we did a pretty good job operationally: getting out of the huddle with the right IDs and looks. Decision-making, I thought I did a good job. I had a chance to win the game, had a chance to make a throw at the end and it's a shame it didn't happen. We're going to learn from it and get better.

(on if he was hit on the interception at the end of the game)

No, I was waiting for someone to come across the middle. I thought he was going to come behind and he came underneath. A little miscommunication and I had to put a ball in there to make something happen. I would've liked to have it back. The play before, I thought if I make that throw for a catch and run then he's out the back door. Disappointing but excited to look at it.

(on the speed of the game)

I was definitely nervous, but nerves hit me a couple days ago. I had an opportunity to realize and process it and I think that helped me go out and not have as many nerves. It felt good. I didn't feel any different out there than I did in practice, so that was good. It was a good sign of being prepared. We have an NFL defense back in Nashville, so I've been getting used to it there. When you get into a game environment and get hit for the first time, it changes things. Understanding when I have to move and there is pressure there, these are the types of environments where I can get reps there. It was good to feel that.

(on what he can learn from)

The second to last play there. Moving out of the pocket and throwing off platform but it's a throw I can make, and I know I can make it. If I put that on him, it's a catch and run and it's a different ballgame and I'm feeling a lot better about myself. Operationally, a couple good things came up in the run game, understanding where we want our combinations to go and a couple plays where I can make it a little easier for us, so those are always good to learn from.

(on alternating series with Malik Willis)

It was different. It was the first time either of us had done anything like that. It was like practice. We switch off reps. Similar to that, but even if I'm not playing, I need to be locked in mentally. The only difference is physically warming up.

(on if he was counting drives heading into the last one to get a shot at the two-minute drill)

Yeah I was hoping to get another shot at it. I was hoping Malik (Willis) would get the job done first so we didn't have to worry about it, but it was nice getting a chance to win the game down there. I've got to do better next time.

(on how much he and Malik Willis talked between series)

We were talking with Coach (Charles) London and Coach (Tim) Kelly the whole time looking at the surfaces. That was my first time being able to see through pictures what the looks were on the previous drive. That was cool. It's a cool tool that we're able to use at this level that most quarterbacks don't think about until they get to the league.

(on his interactions with Terrell Williams this week)

Big T, yeah. Just very adamant about his belief in us and that we were going to go out there and do our thing. He wasn't going to try to be Coach Vrabel, he approached this game, his style of coaching like he does, like he would if he would be in that position. So it was interesting to see how he approached it and I think he did a great job from a game management standpoint and throughout the week with prepping us as well. He gave us a lot of confidence going in, and just how we've handled ourselves throughout practice and in the spring leading up to camp showed him, even though he is on the defensive side of the ball, that we can go do this. So we knew that as well.

(on how he felt he did with the pressure)

Good – I think mentally that's the part of the game that takes it to the next level once you get to the NFL and in college I had a decent understanding

of it, but just in the last few months, I've gotten a lot better at it and a lot of the things that they brought in college, I would've been like oh shoot, they brought star Mike then I was like oh star Mike this is my answer I'm here. So to have those re-affirming plays, seeing the shell, seeing what you could possibly see from the pressure standpoint and affirming that and doing what you need to do when it comes to mind, it's what you have to do in this league and I feel like I did a decent job with that.

QUARTERBACK MALIK WILLIS

(on if he felt better than last year)

Yeah, I felt a lot better, it's just about going out there and executing whatever was called to the best of my ability. Make sure we are in and out of the huddle – we had a delay of game there early, after that review, to see if we had Chris down before the fumble but just got to make sure we are staying on top of things and knowing the ball is going to start on the ready and understanding cadence and making sure that all guys are communicating and all these different types of things.

(on what he liked about the executing the opening drive and the two-minute drill at the end of the half)

I think it's just awesome that we can do something in practice and continuously rep stuff and you get the opportunity in the game and you take advantage of it and kudos to those guys who were out there with me who were helping me get down there, because we messed up on the first one and we got another opportunity and we went out there and we stuffed it in and we got to kick a field goal.

(on the offensive line on the first drive)

Yeah, the first team offensive line on the first drive was awesome. They did a great job giving me protection, a great job creating holes for Tyjae (Spears) and those guys running the ball and we got down the field... 12 plays? 13 plays? That was a great job.

(on if the game feels like it has slowed down since last year)

It definitely feels different. Last year was my first time seeing all of this stuff, for the whole year, seeing all the different types across the league and understanding what we are trying to do on offense now and just what we are expecting from each play has just been awesome... to get out here and do some real life stuff.

(on alternating series with Will Levis and trying to find a rhythm)

Just kind of controlling what you can control more than anything, but it was cool. Just making sure that we are telling each other what we see off the field and the next person goes, whoever he calls.

(on allowing a lot of sacks today)

It was certainly not what anybody wanted or expected or what we think is the standard. You have to take care of your quarterback. Only bad things are going to happen when he is getting pressured and hit.

(on the communication between him Will Levis, Tim Kelly and Charles London)

I think it went good. I mean it was the same as it was last year, that dynamic doesn't really change no matter who is in our who is out and what type of game it is, so it was awesome.

(on how he contributes to the quarterback room being competitive but not compatible)

Be myself. I mean it's not like I am out here hating on folks. We are just going to try to get better – focus on that.

(on how much he wanted to score a touchdown at the end)

Winning is the objective every time you step on the field. We are definitely going out there and trying to execute to the best of our ability so that's what we were focused on, but definitely wanted it. Maybe if I threw that one to Mason (Kinsey) a little lower, I was trying to get over two backers, but yeah... you want to end the game with a touchdown, you want to go out there and win – but that's the way the game goes. Y'all have a good one.

NEW FACES IN 2023

The following lists include executives, coaches and players who joined the Titans after the 2022 season ended.

General Manager and Assistant General Managers

Ran Carthon	General Manager
Chad Brinker	Assistant General Manager, Strategy
Anthony Robinson	Assistant General Manager, Personnel

Coaching Staff

Justin Hamilton	Defensive Quality Control Assistant Coach
Chris Harris	Defensive Passing Game Coordinator
Matt Jones	Offensive Line Assistant Coach
Anthony Levine	Special Teams Assistant Coach
Lo Locust	Defensive Quality Control Assistant Coach
Charles London	Offensive Passing Game Coordinator
Justin Outten	Run Game Coordinator
Tom Quinn	Special Teams Assistant Coach
Luke Stocker	Offensive Assistant

Veteran Players with Two or More Years of Experience

Azeez Al-Shaair	LB
Daniel Brunskill	OL
Andre Dillard	T
Luke Gifford	LB
DeAndre Hopkins	WR
Chris Hubbard	OL
Jaleel Johnson	DT
Arden Key	OLB
John Leglue	OL
Chris Moore	WR
Sean Murphy-Bunting	CB
Jimmy Murray	C/G
Justin Murray	T
Ben Niemann	LB
Kyle Peko	DT
Tyler Shelvin	NT
Trevon Wesco	TE

Draft Picks (Round)

Peter Skoronski (1)	OL
Will Levis (2)	QB
Tyjae Spears (3)	RB
Josh Whyle (5)	TE
Jaelyn Duncan (6)	OL
Colton Dowell (7)	WR

Undrafted Rookies (R) and First-Year Free Agents (1)

Shakel Brown (R)	DT
Alonzo Davis (R)	DB
Eric Garror (R)	DB
Tre'Shaun Harrison (R)	WR
Gavin Holmes (R)	WR
Kearis Jackson (R)	WR
Matthew Jackson (R)	S
Tyreque Jones (R)	S
Steven Jones Jr. (R)	CB
Anthony Kendall (R)	CB
Alizé Mack (1)	TE
Armani Marsh (R)	DB
TK McLendon Jr. (R)	DE
Caleb Murphy (R)	OLB
John Ojukwu (R)	OL
Jacques Patrick (1)	RB
Otis Reese IV (R)	LB
Justin Rigg (1)	TE
Thomas Rush (R)	OLB
Trey Wolff (R)	K

As of Aug. 14, 2023

2023 SCHEDULE NOTES

SEASON NOTES

- **PLAYOFF OPPONENTS:** The Titans have eight total games against seven playoff teams from last season. They play three division champions from 2022, including home games against Cincinnati (Oct. 1) and Jacksonville (Jan. 6 or 7) and visits to Tampa Bay (Nov. 12) and Jacksonville (Nov. 19). The four contests against 2022 wild card qualifiers include home dates with the Los Angeles Chargers (Sept. 17) and Seattle Seahawks (Dec. 24), a road game against Miami (Dec. 11), and a game in London against Baltimore (Oct. 15). The eight games against reigning playoff clubs are one more than the number the Titans had in 2022.
- **NATIONAL TV APPEARANCES:** The Titans are currently scheduled for three nationally-televised games. Their game in London against Baltimore (Oct. 15) will air on NFL Network. In primetime, they play at Pittsburgh on Thursday Night Football (Nov. 2 on Prime Video) and at Miami on Monday Night Football (Dec. 11 on ESPN).
- **TV BREAKDOWN:** Excluding their Week 18 matchup with the Jaguars, which has not yet been assigned a television broadcasting network, the Titans are currently scheduled for 10 contests on CBS, three games on FOX, and one game each on NFL Network, ESPN and Prime Video. Due to the NFL's flex scheduling, some contests could be moved to a different network from the one appearing on the initial schedule.
- **TIME (ZONE) TRAVEL:** Outside of their trip to London, the Titans stay in either the central time zone (13 games) or eastern time zone (six) for the duration of 2023, including the preseason. The farthest west they travel is Houston.
- **HIGH NOON:** During the regular season, 13 of the Titans' games are currently scheduled for Sundays at noon CT, with 11 total contests subject to flex scheduling.
- **THREE GAMES BASED UPON 2022 FINISH:** Every NFL team has two intraconference games and one interconference matchup based on the previous year's standings. As a result of the Titans' second-place finish in 2022, they host the AFC West's second-place Chargers (Sept. 17) and the NFC West's second-place Seattle Seahawks (Dec. 24). They visit the AFC East's runner-up Dolphins (Dec. 11). Overall, the Titans' strength of schedule is .448 (127-157-4) based upon their opponents' combined 2022 record, which is the 28th most difficult in the NFL.
- **FACING TOP OFFENSES AND DEFENSES:** The Titans face four of the NFL's top 10 offenses from last season: Cincinnati (Oct. 1, eighth-overall offense), Jacksonville (Nov. 19 and Jan. 6-7, 10th), the Los Angeles Chargers (Sept. 17, ninth) and Miami (Dec. 11, sixth). They also contend with three of the top 10 defenses from 2022: Baltimore (Oct. 15, tied-ninth overall defense), New Orleans (Sept. 10, fifth) and Tampa Bay (Nov. 12, tied-ninth).
- **VRABEL LOOKS FOR FIFTH WINNING SEASON:** With a winning record in 2023, Mike Vrabel would join Bum Phillips and Jeff Fisher as the only head coaches in franchise history with at least five winning campaigns. Under Vrabel, the Titans finished with winning records each season from 2018 to 2021. Fisher holds the franchise record for head coaches with six winning seasons (1999-00, 2002-03, 2007-08), which broke the previous record of five seasons, established by Phillips (1975, 1977-80).
- **VRABEL COULD PASS PHILLIPS:** Entering 2023 with a record of 50-37 as head coach, including playoffs, Mike Vrabel needs 10 wins to pass Bum Phillips (59-38) for second place on the franchise's all-time wins list among head coaches. Jeff Fisher (147-126) holds the franchise record for wins.
- **HEAD COACHING EXPERIENCE:** The Titans will face three of the five NFL head coaches who were hired by their respective clubs in 2023: Indianapolis' Shane Steichen (Oct. 8 and Dec. 3), Carolina's Frank Reich (Nov. 26) and Houston's DeMeco Ryans (Dec. 17 and 31). Titans head coach Mike Vrabel, who joined the Titans in 2018, has the ninth-longest tenure among current head coaches.

WEEK-BY-WEEK NOTES

- **PRESEASON WEEKS 1-3:** The Titans open the preseason at Chicago, facing the Bears in the preseason for the fourth time in the last six years. In the following week, the Titans travel to Minnesota, where they will make their second overall appearance at U.S. Bank Stadium, which opened in 2016. The only other occasion was a 31-30 win in the regular season in 2020, when no fans were present due to the COVID-19 pandemic. The Titans close out the preseason by hosting the New

2023 SCHEDULE NOTES



England Patriots. Titans head coach Mike Vrabel, who played for the Patriots from 2001 through 2008, was announced as a 2023 inductee into the Patriots Hall of Fame earlier this offseason.

- **WEEK 1 at NEW ORLEANS:** In the season opener, the Titans trek to the Caesars Superdome for the first time since 2015, facing a Saints team that ranked fifth in overall defense and second in passing defense in 2022 under head coach Dennis Allen. During the offseason, New Orleans signed veteran quarterback Derek Carr, who spent his first nine NFL campaigns with the Raiders. The visit to New Orleans will mark the second time that the Titans franchise has played New Orleans in Week 1. The first such occurrence was a 33-21 Saints victory on Sunday night, Sept. 5, 1993.
- **WEEK 2 vs. LOS ANGELES CHARGERS:** The last time the Titans hosted the Chargers in their home opener was Sept. 22, 2013, which resulted in a 20-17 Titans victory. It was the first of two consecutive Titans wins in the series at Nissan Stadium, which most recently included quarterback Ryan Tannehill's first start with the organization on Oct. 20, 2019. The Chargers, who defeated the Titans at SoFi Stadium in 2022, enter their fourth season with quarterback Justin Herbert, the sixth-overall pick in the 2020 NFL Draft. The contest will be the 200th combined Titans regular season and postseason game at Nissan Stadium.
- **WEEK 3 at CLEVELAND:** The Titans have won their last two games at Cleveland Browns Stadium (2017 and 2019), but the Browns, under head coach Kevin Stefanski, won the most recent clash at Nissan Stadium in 2020. Browns quarterback Deshaun Watson has several connections with the Titans from their shared time at the Houston Texans, including head coach Mike Vrabel and offensive coordinator Tim Kelly.
- **WEEK 4 vs. CINCINNATI:** The Titans look to snap a three-game skid against the Bengals, who are led by fourth-year quarterback Joe Burrow. The Bengals took the AFC North title in each of the past two seasons and defeated the Titans at Nissan Stadium in the 2021 divisional playoffs. The Titans lead the all-time series 40-37-1, including the postseason.
- **WEEKS 5 & 13 vs. INDIANAPOLIS:** The Titans enter 2023 with a five-game winning streak over the Colts, who are led by first-year head coach Shane Steichen. Steichen served as the offensive coordinator of the Philadelphia Eagles the last two seasons, and in 2022 he helped the team reach Super Bowl LVII. First-year Titans general manager Ran Carthon spent the majority of his three NFL seasons as a player (2004-06) with the Colts.
- **WEEK 6 vs. BALTIMORE (LONDON):** The Titans and Ravens square off at London's Tottenham Hotspur Stadium, marking the Titans' second all-time international game in the regular season. Their first such trip occurred in 2018, Mike Vrabel's first year as head coach, when the Titans faced the Chargers at Wembley Stadium. The Titans and Ravens have developed a heated rivalry over the course of 26 all-time meetings since the series originated in 1996, highlighted by five postseason contests—most recently a 20-13 Ravens wild-card victory on Jan. 10, 2021. No team has faced the Titans/Oilers more than the Ravens in postseason history, despite the first such matchup not occurring until January 2001. Including all regular season and postseason games, the series is tied 13-13.
- **WEEK 7 (BYE):** The Titans follow their trip to London with a bye. Since Mike Vrabel became the team's head coach in 2018, the Titans are 5-0 in games immediately following their bye week.
- **WEEK 8 vs. ATLANTA:** Falcons head coach Arthur Smith faces the Titans for the first time since leaving the organization in 2021 to claim his current post. Smith was with the Titans from 2011 to 2020, including time as offensive coordinator in his final two campaigns with the club. The trip to Nissan Stadium by the Falcons will be their fourth in the regular season.
- **WEEK 9 at PITTSBURGH (THURSDAY NIGHT):** The Titans renew the series in the 81st meeting (including playoffs) with their former AFC Central rivals, who are in their 17th season with Mike Tomlin as head coach. In franchise history, the Titans/Oilers have played the Steelers more than any other opponent, including a 2-2 split in four previous Thursday night encounters. Titans head coach Mike Vrabel spent four seasons as a player in Pittsburgh after being selected by the Steelers in the third round of the 1997 NFL Draft.
- **WEEK 10 at TAMPA BAY:** The Titans carry a three-game winning streak over the Buccaneers into the meeting. With Todd Bowles in his second season as Tampa Bay's head coach, the team moves forward at quarterback in 2023 with veterans Baker Mayfield and Kyle Trask following the offseason retirement of Tom Brady.
- **WEEKS 11 & 18 vs. JACKSONVILLE:** The Titans look to regain the momentum in the series after they were swept by the Jaguars in 2022 for the first time since 2005. That ended the Titans' five-game winning streak in the rivalry. In Week 18 of last season, the Jaguars defeated the Titans in Jacksonville in a matchup that decided the AFC South champion. The Jaguars are in their second campaign with Doug Pederson as head coach and their third season since selecting quarterback Trevor Lawrence with the first pick in the 2021 NFL Draft.
- **WEEK 12 vs. CAROLINA:** The Titans will host the Panthers at Nissan Stadium for only the third time in the regular season (2007 and 2015). The Panthers are launching a new era in 2023 with head coach Frank Reich, who previously served as the head coach at the Indianapolis Colts from 2018 to 2022. Former Alabama quarterback and Heisman Trophy winner Bryce Young was selected by the Panthers with the first pick in the 2023 NFL Draft.
- **WEEK 14 at MIAMI (MONDAY NIGHT):** Titans quarterback Ryan Tannehill is scheduled to make his first appearance at Hard Rock Stadium since being traded from the Dolphins to the Titans in 2019. Over his seven seasons in Miami (2012-18), he started 88 games and threw for 20,434 yards and 123 touchdowns. The Titans defense faces a Dolphins offense directed by second-year head coach Mike McDaniel that ranked sixth overall and fourth in passing in 2022. The last time the Titans traveled to Miami was the 2018 season opener, Mike Vrabel's first game as a head coach. With a duration of 7 hours and 8 minutes due to two separate weather interruptions, the 27-20 Dolphins win became the longest game in NFL history. The Titans franchise is 25-19 all-time on Monday Night Football, including a 2-0 mark against the Dolphins. In 1978, the Oilers and the Dolphins were featured in a memorable Monday night clash, a 35-30 Oilers win that included 199 yards and four rushing touchdowns by Earl Campbell.
- **WEEKS 15 & 17 vs. HOUSTON:** The Titans and Texans play twice in a three-week span. They have split the season series in six of the last seven years. This year the Titans face new Texans head coach DeMeco Ryans, who was hired in 2023 after serving two seasons as defensive coordinator for the San Francisco 49ers. Titans running back Derrick Henry enters the season with five consecutive games against the Texans with at least 126 rushing yards and one touchdown. The Texans drafted former Ohio State quarterback C.J. Stroud with the second overall pick in the 2023 NFL Draft. Prior to training camp, the Titans added veteran wide receiver DeAndre Hopkins, a first-round pick in 2013 who spent his first seven NFL seasons with the Texans.
- **WEEK 16 vs. SEATTLE:** The Titans have won two consecutive games against the Seahawks and three of the last four meetings. Most recently, Derrick Henry rushed for 182 yards and three touchdowns in a 33-30 overtime victory at Seattle on Sept. 19, 2021. Pete Carroll's 14 seasons as head coach with the Seahawks gives him the fourth-longest tenure in the NFL behind only New England's Bill Belichick, Pittsburgh's Mike Tomlin and Baltimore's John Harbaugh.

WHAT TO LOOK FOR IN 2023

WHAT TO LOOK FOR – TEAM

- The franchise is in its 25th season since becoming the Titans in 1999.
- The Titans can earn their fifth playoff berth in a seven-year span.
- The Titans can earn their third division title in a four-year span. The only other stretch in franchise annals with three division titles in a four-year span was when the Oilers won the AFL East in 1960, 1961 and 1962.
- Entering 2022 with a record of 110-83 in regular season games at Nissan Stadium, the Titans need four wins at home to exceed the 113 wins the franchise had in regular season contests at the Astrodome (113-103-2). With a record of 112-87 in the regular season and postseason combined at Nissan Stadium, the Titans are five total wins from exceeding the 116 total wins the Oilers had at the Astrodome (116-105-2). That would give the franchise more victories at Nissan Stadium than any other single venue.
- The Titans are scheduled to play their 200th combined regular season and postseason game at Nissan Stadium when they face the L.A. Chargers there on Sept. 17. Their 200th regular season game at Nissan Stadium is slated for Dec. 24 against the Seattle Seahawks.

HEAD COACH MIKE VRABEL

- **Mike Vrabel** is 50-37 as head coach of the Titans, including the regular season and playoffs. With 10 more wins, he will pass **Bum Phillips** (59) for second place on the franchise's all-time list for wins by a head coach. He would trail only **Jeff Fisher** (147).
- Can join **Jeff Fisher** (six) and **Jack Pardee** (four) as the only head coaches to lead the franchise to at least four playoff appearances.

S KEVIN BYARD

- Needs one interception in 2023 (27 interceptions entering the season) to move into sole possession of fourth place on the all-time franchise interception list. He is tied with **Tony Banfield**, **W.K. Hicks** and **Darryll Lewis**.
- Needs three interceptions to tie **Fred Glick** (30) for third place all-time for the franchise.
- Needs four interceptions to tie **Cris Dishman** (31) and five interceptions to pass Dishman for second place all-time for the franchise. He would trail only **Jim Norton** (45).
- Can set a franchise record by leading the team in interceptions for a sixth time (2017-19, 2021-22). His five such seasons tied **Darryll Lewis'** franchise record (1994-98).
- Can become the first player to lead the team in tackles for four consecutive seasons since **Keith Bulluck** (2002-06).
- With a streak of 114 consecutive games played (regular season) entering 2023, Byard can pass **Eddie George** (128) for the 10th-longest consecutive games streak in franchise history by playing in the first 15 games of 2023.
- With a streak of 114 consecutive games played (regular season) to begin his career, Byard can pass **Eddie George** (128) for the sixth-longest such streak in franchise history by playing in the first 15 games of 2023. He would trail only **Robert Brazile** (147), **Rob Bironas** (144), **Beau Brinkley** (135), **Elvin Bethea** (135) and **Gregg Bingham** (134).

RB DERRICK HENRY

- Currently at 8,335 career rushing yards, he needs 240 rushing yards to eclipse **Earl Campbell** (8,574) for second place on the franchise's all-time career rushing list.
- Needs 1,675 rushing yards to surpass **Eddie George** (10,009) as the franchise's all-time rushing leader.
- Needs 1,665 rushing yards to reach 10,000 for his career. Thirty-one previous NFL players have reached the plateau.
- Needs 2,000 rushing yards to become the first player in NFL history to reach the mark in two different seasons.
- Needs 10 rushing touchdowns to become the third player in NFL history to reach the mark in six consecutive seasons, joining **LaDainian Tomlinson** (nine) and **Adrian Peterson** (seven).

- With six career 200-yard rushing games, he needs one more to surpass **Adrian Peterson** (six) and **O.J. Simpson** (six) for the most such games all-time.
- Needs 1,500 rushing yards to become the fifth player in NFL history to reach the mark in four career seasons, joining **Barry Sanders** (five), **Eric Dickerson** (four), **Edgerrin James** (four) and **Walter Payton** (four).
- Needs 1,500 rushing yards and 15 rushing touchdowns to become the first player in NFL history to reach both marks in three different seasons.

WR DeANDRE HOPKINS

- Enters 2023 with 853 career receptions for 11,298 yards. With 47 catches and 702 receiving yards, he can become the seventh player to reach 900 receptions and 12,000 receiving yards within his first 11 NFL seasons, joining **Marvin Harrison**, **Jerry Rice**, **Brandon Marshall**, **Andre Johnson**, **Torry Holt** and **Larry Fitzgerald**. Enters the 2023 season with a streak of 145 consecutive games with a reception—every game since he has played since he entered the NFL. It is the longest active streak in the NFL. With at least one catch in his next 14 appearances, he will surpass **Marshall Faulk** (158) to own the third-longest such streak to begin a career in the Super Bowl era (1966–present). He would trail only **Marvin Harrison** (190) and **Keyshawn Johnson** (167).
- Needs 47 receptions to reach 900 for his career (853 entering 2023). He would join 24 previous NFL players to accomplish the feat.

OLB HAROLD LANDRY III

- Needs eight sacks (31.0 career sacks entering 2023) to surpass **Kyle Vanden Bosch** (38.5) for 11th place on the franchise's all-time career sack list. He also needs nine sacks to become the franchise's 11th player to reach 40 career sacks.

DT JEFFERY SIMMONS

- Can become the team's only player since 2000 to record at least three sacks and five passes defended in four consecutive seasons.

DT JEFFERY SIMMONS & DL DENICO AUTRY

- Can join **Jevon Kearse** (1999-01) and **Brian Orakpo** (2015-17) as the franchise's only players since 1999 to produce three consecutive seasons with at least seven sacks.

P RYAN STONEHOUSE

- Can become the first player in history to lead the NFL in punting average in each of his first two NFL seasons.

QB RYAN TANNEHILL

- Can produce his seventh career season with at least 3,000 passing yards and his third career season with at least 4,000 passing yards.
- Can join **Warren Moon** (six) and **Steve McNair** (four) as the only starting quarterbacks in franchise history to lead the club to the playoffs at least four times.
- Needs 3,500 passing yards to tie **Warren Moon** (1989–1991) for the most seasons in franchise history with at least 3,500 passing yards. Tannehill reached the mark in 2020 and 2021.
- Enters 2023 with 33,265 NFL passing yards and 212 touchdown passes. With 2,735 passing yards and 18 touchdown passes, he will join 27 previous players to reach 36,000 passing yards and 230 touchdown passes in an NFL career.
- With 12,831 passing yards with the Titans, he needs 377 yards to pass **Marcus Mariota** (13,207) for fifth place on the franchise's all-time passing list and needs 4,016 yards to pass **Dan Pastorini** (16,846) for fourth place.
- With 89 touchdown passes with the Titans, he needs eight touchdown passes to surpass **Dan Pastorini's** total (96) for fourth place all-time for the franchise. With 11 touchdown passes, he will become the fourth passer in team annals to reach 100 with the team, joining **Warren Moon** (196), **George Blanda** (165) and **Steve McNair** (156).

GENERAL MANAGER RAN CARTHON

[Ran Carthon, Assistant GMs Brinker and Robinson open 2023 Training Camp](#)

[The OTP: Exclusive Interview with Ran Carthon](#)

[Video: Ran Carthon 1-on-1 with Mike Keith](#)

[Video: Ran Carthon Introduced as Titans GM](#)



Ran Carthon was named the 14th general manager in franchise history on Jan. 18, 2023. He joined the Titans after spending six seasons with the San Francisco 49ers, including the last two as the team's director of player personnel.

"We are excited to add Ran to our organization as our new general manager," Titans controlling owner **Amy Adams Strunk** said upon announcing the hire. "He brings a variety of valuable experiences to our team – as a former player and a successful personnel executive for multiple teams. I was impressed with his natural leadership qualities and his ability to connect with people. With talent evaluation being critical to this role, the roster they have built in San Francisco stands out. He played an important role there constructing one of our league's best teams."

Carthon arrived bringing a range of experience from multiple teams to Tennessee. While in San Francisco, he was the 49ers director of pro personnel for four seasons (2017-20) and then promoted to director of player personnel in 2021, serving in that capacity until joining the Titans. In his role as director of player personnel, Carthon was responsible for evaluating the top college prospects and assisting in the construction of the pro free agent board and evaluations. He joined the 49ers when head coach **Kyle Shanahan** and general manager **John Lynch** took over in 2017 and played a part in the team's three playoff appearances, two division titles and an NFC championship in 2019. Additionally, the 49ers had nine players account for 13 total Pro Bowl selections from 2021 (seven selections) to 2022 (six selections)—evidence of the talented roster the personnel staff amassed.

In his first offseason with the Titans, Carthon re-worked the roster adding wide receiver **DeAndre Hopkins**, tackle **Andre Dillard**, outside linebacker **Arden Key**, linebacker **Azeez Al-Shaair**, cornerback **Sean Murphy-Bunting**, tight end **Trevon Wesco** and linebacker **Luke Gifford** in free agency. In his first draft, offensive lineman **Peter Skoronski** and quarterback **Will Levis** were selected in the first two rounds.

Before joining San Francisco, Carthon spent five seasons (2012-16) with the St. Louis/Los Angeles Rams as their director of pro personnel. He entered the NFL scouting world as a pro scout with the Atlanta Falcons for four years (2008-11).

As a player, Carthon spent three seasons in the NFL (2004-06) primarily with the Indianapolis Colts, after entering the league as an undrafted college free agent. At the University of Florida, he tallied 1,353 career rushing yards over four seasons and was part of the Gators 2000 SEC Championship team.

Carthon was raised in an NFL family with his dad, Maurice, having a distinguished playing and coaching career. His father played for the New York Giants and Indianapolis Colts, and he coached for New England, New York Jets, Detroit, Dallas, Cleveland, Arizona and Kansas City.

Following his playing career, Carthon received his bachelor's degree in sociology from the University of Florida in 2008. As a member of the Rams (2013) and 49ers (2018) he was selected to participate in the NFL Career Development Symposium at the Wharton School of Business. And in 2022, he took part in the inaugural NFL coach and front office accelerator program.

Born Arandic Kornell Carthon in February of 1981, in Osceola, Ark., he attended Key West High School in Key West, Florida.

RAN CARTHON'S BACKGROUND:

- 2023:** Tennessee Titans - General Manager
- 2021-22:** San Francisco 49ers - Director of Player Personnel
- 2017-20:** San Francisco 49ers - Director of Pro Personnel
- 2012-16:** St. Louis/Los Angeles Rams - Director of Pro Personnel
- 2008-11:** Atlanta Falcons - Pro Scout
- 2004-06:** Indianapolis Colts* - Running Back
- 1999-03:** University of Florida - Running Back

* Also spent time with the Green Bay Packers, Seattle Seahawks and Detroit Lions

TITANS PLAYER PERSONNEL STAFF

- Ran Carthon **General Manager**
- Chad Brinker **Assistant General Manager, Football Strategy**
- Anthony Robinson **Assistant General Manager, Personnel**
- Vin Marino **Vice President, Football Administration**
- Sarah Bailey **Director, Football Research & Development**
- Brian Gardner **Director, Pro Scouting**
- Jon Salge **Director, College Scouting**
- Kevin Turks **Assistant Director, Pro Scouting**
- Bryce Wasserman **Manager, Football Strategy**
- Mike Boni **National Scout**
- Dale Thompson **National Scout**
- Brandon Taylor **Pro Scout**
- Casey Callahan **Area Scout**
- Patrick Callaway **Area Scout**
- TJ Earley **Area Scout**
- Matt Miller **College Scout**
- Tom Roth **Area Scout**
- Wes Slay **Area Scout**
- Max Curtis **Coordinator, Player Personnel**
- Rob Riederer **Coordinator, Pro Scouting**
- Patrick Woo **Coordinator, College Scouting**
- Corey Cooper **Assistant, Scouting**
- Mical Johnson **Assistant, Scouting**
- Aaron Sanders **Assistant, Scouting**
- Adam Bondi **Lead Developer, Football Technology**
- Matt Iammarino **Assistant Developer, Analytical Football Research**

FRANCHISE GENERAL MANAGER HISTORY

Ran Carthon became the 14th general manager in franchise history when he was hired in 2023. In the "Titans era," which began in 1999, he is the team's fifth general manager.

Franchise general managers (records include postseason):

General Manager	Seasons	W	L	T	Pct
Ran Carthon	2023	0	0	0	-
Jon Robinson	2016–2022	69	47	0	.595
Ruston Webster	2012–2015	18	46	0	.281
Mike Reinfeldt	2007–2011	46	36	0	.561
Floyd Reese	1994–2006	111	106	0	.512
Mike Holovak	1989–1993	52	34	0	.605
Ladd Herzeg	1981–1988	44	80	0	.355
O.A. "Bum" Phillips	1975–1980	59	38	0	.608
Sid Gillman	1973–1974	8	20	0	.286
John Breen	1971–1972	5	22	1	.196
Don Klosterman	1966–1969	25	30	3	.457
Carroll Martin	1964–1965	8	20	0	.286
Pop Ivy	1963	6	8	0	.429
Don Suman	1961–1962	22	7	1	.750

Note: No general manager title was held in 1960 or 1970.

RECENT TITANS FREE AGENCY

2023

<u>Free Agents Signed</u>	<u>Former Team</u>
LB Azeez Al-Shaair	San Francisco
OL Daniel Brunskill	San Francisco
OL Andre Dillard	Philadelphia
LB Luke Gifford	Dallas
WR DeAndre Hopkins	Arizona
DT Jaleel Johnson	Atlanta
OLB Arden Key	Jacksonville
WR Chris Moore	Houston
CB Sean Murphy-Bunting	Tampa Bay
LB Ben Niemann	Arizona
TE Trevon Wesco	Chicago

<u>Free Agents Lost</u>	<u>New Team</u>
OLB Tarell Basham	Cincinnati
T Le'Raven Clark	Pittsburgh
LB Dylan Cole	Chicago
WR Chris Conley	San Francisco
T Dennis Daley	Arizona
G Nate Davis	Chicago
QB Joshua Dobbs	Cleveland
DE Mario Edwards Jr.	Seattle
TE Austin Hooper	Las Vegas
DB Lonnie Johnson Jr.	New Orleans
LB David Long Jr.	Miami
DT Kevin Strong	Arizona
DE DeMarcus Walker	Chicago

2022

<u>Free Agents Signed</u>	<u>Former Team</u>
RB Trenton Cannon	San Francisco
TE Austin Hooper	Cleveland
OL Jamarco Jones	Seattle
LB Justin Lawler	L.A. Rams
WR Josh Malone	Green Bay
DB A.J. Moore	Houston
DL DeMarcus Walker	Houston

<u>Free Agents Lost</u>	<u>New Team</u>
WR Cameron Batson	Atlanta
FB Khari Blasingame	Chicago
LB Jayon Brown	Las Vegas
S Dane Cruikshank	Chicago
LB Rashaan Evans	Atlanta
TE Anthony Firkser	Atlanta
RB D'Onta Foreman	Carolina
WR Marcus Johnson	San Francisco
RB Jeremy McNichols	Atlanta
DT Kyle Peko	Las Vegas
OL David Quessenberry	Buffalo

2021

<u>Free Agents Signed</u>	<u>Former Team</u>
OLB Ola Adeniyi	Pittsburgh
DL Denico Autry	Indianapolis
LB B.J. Bello	L.A. Chargers
WR Fred Brown	Denver
DT Trevon Coley	N.Y. Jets
LS Morgan Cox	Baltimore
T Christian DiLauro	Pittsburgh
OLB Bud Dupree	Pittsburgh
S Matthias Farley	N.Y. Jets
DT Woodrow Hamilton IV	Carolina
DT Bruce Hector	Carolina
RB Brian Hill	Atlanta
CB Jackrabbit Jenkins	New Orleans
CB Kevin Johnson	Cleveland
DT Abry Jones	Jacksonville
CB Chris Jones	Minnesota
T Kendall Lamm	Cleveland
WR Kalija Lipscomb	Green Bay
CB Greg Mabin	Jacksonville

LB Justin March-Lillard	Dallas
CB Kevin Peterson	Arizona
WR Josh Reynolds	L.A. Rams

<u>Free Agents Lost</u>	<u>New Team</u>
OLB Jadeveon Clowney	Cleveland
WR Corey Davis	N.Y. Jets
DE Matt Dickerson	Las Vegas
G/C Jamil Douglas	Buffalo
DT DaQuan Jones	Carolina
DB Joshua Kalu	N.Y. Giants
CB Desmond King	Houston
CB Chris Milton	N.Y. Giants
TE MyCole Pruitt	San Francisco
WR Kalif Raymond	Detroit
TE Jonnu Smith	New England
CB Tye Smith	Minnesota

2020

<u>Free Agents Signed</u>	<u>Former Team</u>
OLB Vic Beasley Jr.	Atlanta
DB Ibraheim Campbell	Green Bay
DL Jack Crawford	Atlanta
LB Nick Dzubnar	L.A. Chargers
CB Johnathan Joseph	Houston
RB Seniorise Perry	Buffalo
T Ty Sambrailo	Atlanta

<u>Free Agents Lost</u>	<u>New Team</u>
T Jack Conklin	Cleveland
WR Darius Jennings	L.A. Chargers
DL Austin Johnson	N.Y. Giants
QB Marcus Mariota	Las Vegas
CB Logan Ryan	New York Giants
WR Tajaé Sharpe	Minnesota
CB LeShaun Sims	Cincinnati

2019

<u>Free Agents Signed</u>	<u>Former Team</u>
DL Frank Herron	New England
TE Ryan Hewitt	Indianapolis
WR Cody Hollister	New England
WR Adam Humphries	Tampa Bay
G Rodger Saffold	L.A. Rams
DL Brent Urban	Baltimore
OLB Cameron Wake	Miami

<u>Free Agents Lost</u>	<u>New Team</u>
TE Luke Stocker	Atlanta
G Quinton Spain	Buffalo

2018

<u>Free Agents Signed</u>	<u>Former Team</u>
CB Malcolm Butler	New England
WR Michael Campanaro	Baltimore
LB Will Compton	Washington
QB Blaine Gabbert	Arizona
RB Dion Lewis	New England
S Kendrick Lewis	Baltimore
DL Bennie Logan	Kansas City
G Kevin Pamphile	Tampa Bay
OL Xavier Su'a-Filo	Houston
S Kenny Vaccaro	New Orleans
WR Nick Williams	Atlanta

<u>Free Agents Lost</u>	<u>New Team</u>
DB Curtis Riley	N.Y. Giants
QB Brandon Weeden	Houston
LB Avery Williamson	N.Y. Jets
G/C Brian Schwenke	New England
WR Eric Decker	New England

TITANS DRAFTS SINCE 2018

2023

Rd.	Pick	Player	Pos.	College
1	11	Peter Skoronski	OL	Northwestern
2a	33	Will Levis	QB	Kentucky
2b	41	(Traded to Arizona)		
3a	72	(Traded to Arizona)		
3b	81	Tyjae Spears	RB	Tulane
4	110	(Traded to Atlanta)		
5	147	Josh Whyte	TE	Cincinnati
6a	186	Jaelyn Duncan	OL	Maryland
6b	189	(Traded to L.A. Rams)		
7	228	Colton Dowell	WR	Tennessee-Martin

Draft Notes

General Manager: Ran Carthon

- 2a, 3b – Picks acquired from Arizona for 2b, 3a and a third-round pick in 2024
- 4 – Pick traded to Atlanta in 2021 (see 2022, 2b)
- 6a – Pick acquired from Atlanta in 2021 (see 2022, 2b)
- 6b – Pick traded to L.A. Rams in 2022 for WR Robert Woods

2022

Rd.	Pick	Player	Pos.	College
1a	18	Treyton Burks	WR	Arkansas
1b	26	(Traded to N.Y. Jets)		
2a	35	Roger McCreary	CB	Auburn
2b	58	(Traded to Atlanta)		
3a	69	Nicholas Petit-Frere	OL	Ohio State
3b	86	Malik Willis	QB	Liberty
3c	90	(Traded to Las Vegas)		
3d	101	(Traded to N.Y. Jets)		
4a	131	Hassan Haskins	RB	Michigan
4b	143	Chig Okonkwo	TE	Maryland
5a	163	Kyle Philips	WR	UCLA
5b	169	(Traded to Las Vegas)		
6a	204	Theo Jackson	S	Tennessee
6b	219	Chance Campbell	LB	Mississippi
7	247	(Traded to Miami)		

Draft Notes

General Manager: Jon Robinson

- 4b, 6b – Awarded as a compensatory selections
- 1a, 3d – Picks acquired from Philadelphia for WR A.J. Brown
- 2b – Pick traded with a fourth-round pick in 2023 to Atlanta for WR Julio Jones and a sixth-round pick in 2023
- 2a, 3a, 5a – Picks acquired from N.Y. Jets for 1b, 3d
- 3b – Pick acquired from Las Vegas for 3c and 5b
- 7 – Pick traded with T Isaiah Wilson to Miami in 2021 (see 2021 7a)

2021

Rd.	Pick	Player	Pos.	College
1	22	Caleb Farley	CB	Virginia Tech
2	53	Dillon Radunz	OL	North Dakota State
3a	85	(Traded to Green Bay)		
3b	92	Monty Rice	LB	Georgia
3c	100	Elijah Molden	CB	Washington
4a	109	Dez Fitzpatrick	WR	Louisville
4b	126	(Traded to Carolina)		
4c	135	Rashad Weaver	OLB	Pittsburgh
5	166	(Traded to Carolina)		
6a	185	(Traded to L.A. Chargers)		
6b	205	Racey McMath	WR	Louisiana State
6c	215	Brady Breeze	S	Oregon
7a	232	(Traded to Carolina)		
7b	249	(Traded to L.A. Rams)		

Draft Notes

General Manager: Jon Robinson

- 3b, 4c – Picks acquired from Green Bay for 3a
- 3c – Awarded as a compensatory selection
- 4a – Pick acquired from Carolina for 4b, 5 and 7a
- 6a – Pick acquired from Jacksonville in 2020 for OLB Kamalei Correa and 7b; traded to L.A. Chargers in 2020 for CB Desmond King II

- 6c – Pick acquired from Kansas City in 2020 (see 2020, 7b)
- 7a – Pick originally from Atlanta acquired from Miami for T Isaiah Wilson and a seventh-round choice in 2022; traded to Carolina with 4b and 5 for 4a
- 7b – Pick and OLB Kamalei Correa traded to Jacksonville in 2020 for 6a

2020

Rd.	Pick	Player	Pos.	College
1	29	Isaiah Wilson	T	Georgia
2	61	Kristian Fulton	CB	Louisiana State
3	93	Darrynton Evans	RB	Appalachian State
4	135	(Traded to Miami)		
5	174	Larrell Murchison	DL	North Carolina State
6	208	(Traded to Green Bay)		
7a	224	Cole McDonald	QB	Hawaii
7b	237	(Traded to Kansas City)		
7c	243	Chris Jackson	DB	Marshall

Draft Notes

General Manager: Jon Robinson

- 4 – Pick traded to Miami in 2019 (see 2019, 6a)
- 6 – Pick traded to Green Bay in 2019 for OLB Reggie Gilbert
- 7a – Pick acquired in a 2019 trade with Cleveland for WR Taywan Taylor
- 7b – Pick acquired in a trade with Denver for DT Jurrell Casey and then traded to Kansas City for a sixth-round choice in 2021

2019

Rd.	Pick	Player	Pos.	College
1	19	Jeffery Simmons	DT	Mississippi State
2	51	A.J. Brown	WR	Mississippi
3	82	Nate Davis	OL	Charlotte
4a	116	Amani Hooker	DB	Iowa
4b	121	(Traded to N.Y. Jets)		
5a	157	(Traded to N.Y. Jets)		
5b	168	D'Andre Walker	OLB	Georgia
6a	188	David Long	LB	West Virginia
6b	191	(Traded to Baltimore)		
7	233	(Traded to Miami)		

Draft Notes

General Manager: Jon Robinson

- 4a, 5b – Picks acquired in a trade with N.Y. Jets for 4b and 5a
- 6a – Pick and QB Ryan Tannehill acquired in a trade with Miami for a seventh-round pick (233 overall) and a fourth-round pick in 2020
- 6b – Pick acquired in a trade with Baltimore for LB Kamalei Correa

2018

Rd.	Pick	Player	Pos.	College
1a	22	Rashaan Evans	LB	Alabama
1b	25	(traded to Baltimore)		
2a	41	Harold Landry III	OLB	Boston College
2b	57	(traded to Oakland)		
3	89	(traded to Oakland)		
4	125	(traded to Baltimore)		
5a	152	Dane Cruikshank	DB	Arizona
5b	162	(traded to Baltimore)		
6a	199	Luke Falk	QB	Washington State
6b	215	(acquired from Baltimore and traded back to Baltimore)		
7	243	(traded to Kansas City)		

Draft Notes

General Manager: Jon Robinson

- 1a, 6b – Picks acquired in a trade with Baltimore for 1b and 4 (6b later traded back to Baltimore)
- 2a – Pick acquired in a trade with Oakland for 2b and 3
- 5a – Pick acquired in a trade with Baltimore for 5b and 6b (6b originally traded from Baltimore to Tennessee before being traded back to Baltimore)
- 7 – Pick traded to Kansas City in 2017 for defensive lineman David King

RECENT TITANS TRADE HISTORY

2023 TRADES

Trade Date/Teams	Compensation	Overall	Player Selected	Note	
1. April 28, 2023 (Draft Day Trade)					
Tennessee Receives:	Draft Choice:	Round 2, 2023	#33	QB Will Levis	Pick originally from Houston
	Draft Choice:	Round 3, 2023	#81	RB Tyjae Spears	Pick originally from Detroit
Arizona Receives:	Draft Choice:	Round 2, 2023	#41	OLB B.J. Ojulari	
	Draft Choice:	Round 3, 2023	#72	DB Garrett Williams	
	Draft Choice:	Round 3, 2024			

2022 TRADES

Trade Date/Teams	Compensation	Overall	Player Selected	Note	
1. March 23, 2022					
Tennessee Receives:	Player:	WR Robert Woods			
L.A. Rams Receive:	Draft Choice:	Round 6, 2023	#189	OLB Ochaun Mathis	
2. April 28, 2022 (Draft Day Trade)					
Tennessee Receives:	Draft Choice:	Round 1, 2022	#18	WR Treyton Burks	Pick originally from New Orleans
	Draft Choice:	Round 3, 2022	#101	(TE Jeremy Ruckert)	Pick originally a New Orleans compensatory selection; traded to NY Jets
Philadelphia Receives:	Player:	WR A.J. Brown			
3. April 28, 2022 (Draft Day Trade)					
Tennessee Receives:	Draft Choice:	Round 2, 2022	#35	CB Roger McCreary	
	Draft Choice:	Round 3, 2022	#69	OL Nicholas Petit-Frere	
	Draft Choice:	Round 5, 2022	#163	WR Kyle Phillips	Pick originally from Pittsburgh
N.Y. Jets Receive:	Draft Choice:	Round 1, 2022	#26	OLB Jermaine Johnson	
	Draft Choice:	Round 3, 2022	#101	TE Jeremy Ruckert	Pick originally a New Orleans compensatory selection
4. April 29, 2022 (Draft Day Trade)					
Tennessee Receives:	Draft Choice:	Round 3, 2022	#86	QB Malik Willis	
Las Vegas Receives:	Draft Choice:	Round 3, 2022	#90	G Dylan Parham	
	Draft Choice:	Round 5, 2022	#169	(RB Ty Chandler)	Pick traded to Minnesota
5. Aug. 17, 2022					
Tennessee Receives:	Player:	S Tyree Gillespie			
Las Vegas Receives:	Draft Choice:	Round 7, 2024		Conditional draft choice	
6. Aug. 24, 2022					
Tennessee Receives:	Player:	DB Ugo Amadi			
	Draft Choice:	Round 7, 2024			
Philadelphia Receives:	Draft Choice:	Round 6, 2024			
7. Aug. 29, 2022					
Tennessee Receives:	Player:	OL Dennis Daley			
	Draft Choice:	Round 7, 2024			
Carolina Receives:	Draft Choice:	Round 5, 2024			

2021 TRADES

Trade Date/Teams	Compensation	Overall	Player Selected	Note	
1. March 17, 2021					
Tennessee Receives:	Draft Choice:	Round 7, 2021	#232	(DT Phil Hoskins)	Pick originally from Atlanta; traded to Carolina
Miami Receives:	Player:	T Isaiah Wilson			
	Draft Choice:	Round 7, 2022	#247	QB Skylar Thompson	
2. April 30, 2021 (Draft Day Trade)					
Tennessee Receives:	Draft Choice:	Round 3, 2021	#92	ILB Monty Rice	
	Draft Choice:	Round 4, 2021	#135	OLB Rashad Weaver	
Green Bay Receives:	Draft Choice:	Round 3, 2021	#85	WR Amari Rodgers	
3. May 1, 2021 (Draft Day Trade)					
Tennessee Receives:	Draft Choice:	Round 4, 2021	#109	WR Dez Fitzpatrick	Pick originally from Houston
Carolina Receives:	Draft Choice:	Round 4, 2021	#126	RB Chuba Hubbard	
	Draft Choice:	Round 5, 2021	#166	DB Keith Taylor	
	Draft Choice:	Round 7, 2021	#232	DT Phil Hoskins	Pick originally from Atlanta through Miami

RECENT TITANS TRADE HISTORY

4. June 6, 2021

Tennessee Receives:	Player:	WR Julio Jones			
	Draft Choice:	Round 6, 2023	#186		
Atlanta Receives:	Draft Choice:	Round 2, 2022	#58	LB Troy Andersen	
	Draft Choice:	Round 4, 2023	#110		Conditional draft choice

2020 TRADES

Trade Date/Teams	Compensation	Overall	Player Selected	Note
1. March 19, 2020				
Tennessee Receives:	Draft Choice:	Round 7, 2020	#237 (CB Thakarius Keyes)	Pick originally from New England; traded to Kansas City
Denver Receives:	Player:	DT Jurrell Casey		

2. April 25, 2020 (Draft Day Trade)

Tennessee Receives:	Draft Choice:	Round 6, 2021	#215	S Brady Breeze	
Kansas City Receives:	Draft Choice:	Round 7, 2020	#237	CB Thakarius Keyes	Pick originally from New England through Denver

3. Oct. 14, 2020

Tennessee Receives:	Draft Choice:	Round 6, 2021	#185	(LB Nick Niemann)	Pick traded to L.A. Chargers
Jacksonville Receives:	Draft Choice:	Round 7, 2021	#249	(WR Ben Skowronek)	Pick traded to L.A. Rams
	Player:	OLB Kamalei Correa			

4. Nov. 2, 2020

Tennessee Receives:	Player:	CB Desmond King II			
L.A. Chargers Receive:	Draft Choice:	Round 6, 2021	#185	LB Nick Niemann	Pick originally from Jacksonville

2019 TRADES

Trade Date/Teams	Compensation	Overall	Player Selected	Note	
1. March 15, 2019					
Tennessee Receives:	Player:	QB Ryan Tannehill			
	Draft Choice:	Round 6, 2019	#188	LB David Long Jr.	
Miami Receives:	Draft Choice:	Round 7, 2019	#233	RB Chandler Cox	
	Draft Choice:	Round 4, 2020	#135	(G Kevin Dotson)	Pick traded to Pittsburgh

2. April 27, 2019 (Draft Day Trade)

Tennessee Receives:	Draft Choice:	Round 4, 2019	#116	DB Amani Hooker	Pick originally from Miami through New Orleans
	Draft Choice:	Round 5, 2019	#168	OLB D'Andre Walker	Pick originally from New Orleans
N.Y. Jets Receive:	Draft Choice:	Round 4, 2019	#121	TE Trevon Wesco	
	Draft Choice:	Round 5, 2019	#157	LB Blake Cashman	

3. August 29, 2019

Tennessee Receives:	Player:	OLB Reggie Gilbert			
Green Bay Receives:	Draft Choice:	Round 6, 2020	#208	C Jake Hanson	

4. August 31, 2019

Tennessee Receives:	Draft Choice:	Round 7, 2020	#224	QB Cole McDonald	
Cleveland Receives:	Player:	WR Taywan Taylor			

2018 TRADES

Trade Date/Teams	Compensation	Overall	Player Selected	Note	
1. April 26, 2018 (Draft Day Trade)					
Tennessee Receives:	Draft Choice:	Round 1, 2018	#22	LB Rashaan Evans	Pick originally from Kansas City through Buffalo
	Draft Choice:	Round 6, 2018	#215	(C Bradley Bozeman)	Pick traded back to Baltimore
Baltimore Receives:	Draft Choice:	Round 1, 2018	#25	TE Hayden Hurst	
	Draft Choice:	Round 4, 2018	#125	(DB Avonte Maddox)	Pick traded to Philadelphia
2. April 27, 2018 (Draft Day Trade)					
Tennessee Receives:	Draft Choice:	Round 2, 2018	#41	OLB Harold Landry III	
Oakland Receives:	Draft Choice:	Round 2, 2018	#57	DT P.J. Hall	
	Draft Choice:	Round 3, 2018	#89	(T Joseph Noteboom)	Pick traded to L.A. Rams
3. April 28, 2018 (Draft Day Trade)					
Tennessee Receives:	Draft Choice:	Round 5, 2018	#152	DB Dane Cruikshank	
Baltimore Receives:	Draft Choice:	Round 5, 2018	#162	WR Jordan Lasley	
	Draft Choice:	Round 6, 2018	#215	C Bradley Bozeman	Pick originally from Baltimore
4. August 28, 2018					
Tennessee Receives:	Player:	OLB Kamalei Correa			
Baltimore Receives:	Draft Choice:	Round 6, 2019	#191	(DB Marcus Epps)	Pick traded to Minnesota

HEAD COACH MIKE VRABEL

[Click For Complete Online Bio](#)

[The OTP: Exclusive Interview with Mike Vrabel](#)

[Video: Watch "The Mike Vrabel Show"](#)

[Video: Watch Mike Vrabel's latest press conference](#)

[Video: Introducing Mike Vrabel's Second and Seven Foundation](#)

[Mike Vrabel Named AP 2021 NFL Coach of the Year](#)

[Video: Igniting the Fire - Who is Mike Vrabel?](#)



behind only the Green Bay Packers (.658). In the same period, their .855 winning percentage (47-8) in regular season games in which they had a fourth-quarter lead tied for sixth in the NFL. Vrabel's team was 5-2 in overtime games from 2018 through 2022, tying the Kansas City Chiefs (5-0) for the second-most overtime wins behind the Las Vegas Raiders (7-3). On the road, the Titans were 28-18 (.561), tying for the league's sixth-best road record.

From 2018 to 2022, the Titans had the NFL's second-best rushing offense, averaging 139.9 yards per game on the ground. Only the Baltimore Ravens were better (170.8). The offense ranked first in the NFL in the red zone, scoring touchdowns on 66.8 percent of drives inside the opponent's 20-yard line (173 of 259), and the Titans also had the NFL's ninth-best team passer rating at 95.8.

On the other side of the ball, the Titans ranked fourth in rushing defense from 2018 to 2022, allowing 100.2 rushing yards per contest. Also in that five-year stretch, the Titans were seventh in scoring defense (21.8 opponent points per game).

During the 2022 season, the Titans led the NFL in total number players used for the second consecutive season. A total of 86 players took the field for at least one game, partly as a result of 31 players being placed on injured reserve from the time the roster was cut to 53 players through the end of the campaign. The Titans relied heavily upon their youth, as rookies combined for 145 games played (tied for third in the NFL) and 56 starts (sixth).

The 2022 Titans led the NFL in rushing defense for the first time as a team since 2003. They allowed only 1,307 total rushing yards for a league-best average of 76.9 yards per contest—the second-best finish in franchise history (73.4 in 1960). The Titans also ranked third in third-down defense in 2022, allowing a conversion rate of 34.2 percent (77 of 225).

Vrabel Honored as NFL's Top Coach in 2021

Vrabel was named the Associated Press NFL Coach of the Year in 2021 after directing the Titans to a 12-5 record during the regular season. The Titans won the AFC South, and they claimed the top seed in the AFC playoff field for the first time since 2008. They did so despite needing to use 91 total players during the season—the most in NFL history in a non-strike year. After the final preseason roster cuts through the end of the season, the team placed 26 different players on injured reserve and 21 different players on the reserve/COVID-19 list, plus additional practice squad players that received those designations.

The 2021 Titans ranked second in rushing defense (84.6 yards allowed per game), 12th in total defense (329.8), sixth on third down (36.7 percent), sixth in scoring defense (20.8 points per game) and ninth in sacks (43). Offensively, the Titans finished fifth in rushing (141.4 yards per game) despite missing **Derrick Henry** for nine games due to injury. The offense also ranked eighth on third down (43.6 percent), fifth in the red zone (63.9 percent) and first in goal-to-go efficiency (87.5 percent).

In 2021, Vrabel joined Pardee and Glanville as the only head coaches in team annals to preside over at least three playoff squads in their initial four seasons as head coach, and he tied Pardee (43-26) for the most total wins by a head coach in his first four seasons with the organization.

Titans Take the AFC South in Year 3 Under Vrabel

The Titans won the 2020 AFC South title with an 11-5 record in the regular season, claiming their best record and first division title since going 13-3 in 2008. They finished with a 5-1 record within the division and a 6-2 mark in road games, all while navigating the challenges of the COVID-19 pandemic.

The Titans led the NFL in 2020 with a plus-11 turnover differential. Their 23 takeaways ranked seventh in the NFL, while their 12 turnovers were the second-fewest in the league in 2020 and tied for the ninth-lowest number since the NFL went to a 16-game schedule in 1978.

In 2020, the Titans tied for second place in total offense (396.4 yards per game) and ranked fourth in scoring offense (30.7 points per game). They became the first team in NFL history to generate at least 2,500 rushing yards (2,690) and 3,500 net passing yards (3,653) while surrendering 25 or fewer sacks (25). Their 6,343 total yards and 381 first downs established franchise records, while their 491 points amounted to the organization's second-best total.

The 2020 Titans joined the 1997 Detroit Lions as the only teams in NFL history to feature a 2,000-yard rusher, a 3,000-yard passer and a 1,000-yard receiver. Henry led the NFL in rushing for the second consecutive season, and his 2,027 rushing yards gave him the fifth-best total in league history.

Mike Vrabel was named head coach of the Titans on Jan. 20, 2018, becoming the 19th head coach in franchise history.

Vrabel, who enters 2023 as the NFL's ninth-longest tenured head coach with his current team, is the organization's fourth head coach to serve for at least five complete seasons, joining **Wally Lemm** (1966–1970), **Bum Phillips** (1975–1980) and **Jeff Fisher** (1994–2010). Measured against each member of the group in years one through five of their respective terms, Vrabel's 50 wins from 2018 to 2022 set a new benchmark, and his .575 winning percentage (50-37) ranked second behind only Phillips, who was 48-32 (.600) in his initial five years with the Oilers.

Vrabel finished the 2022 campaign ranked third in Titans/Oilers history in total career wins among head coaches. His 50 wins trailed only franchise Ring of Honor members Fisher (147) and Phillips (59).

With three playoff appearances in his first five years (2019, 2020 and 2021), Vrabel is the sixth head coach in Oilers/Titans history to coach at least three playoff teams. The others are Fisher (six), **Jack Pardee** (four), Phillips (three), **Jerry Glanville** (three) and Lemm (three). The Titans won back-to-back AFC South titles in 2020 and 2021, marking the first time the organization accomplished the feat since the Oilers won the first three AFL Eastern division titles from 1960 to 1962.

In each of Vrabel's first five seasons, the Titans had a minimum of a win-and-in scenario to reach the postseason entering the final week of the regular season. The two non-playoff seasons under his leadership came down to such circumstances in 2018 and 2022.

Situationally, Vrabel's teams have fared among the NFL leaders in several categories. From 2018 to 2022, the Titans had a .640 winning percentage in three-point games (16-9), which ranked second in the league

MIKE VRABEL AT A GLANCE

- Year as Titans head coach: **6**
- Year as NFL head coach: **6**
- Regular season record: **48-34**
- Postseason record: **2-3**
- Overall record: **50-37**
- Regular season home record: **25-16**
- Regular season road record: **23-18**

Mike Vrabel's Career Coaching Ledger:

Years	Team	Position
2018-23	Tennessee Titans	Head Coach
2017	Houston Texans	Defensive Coordinator
2014-16	Houston Texans	Linebackers Coach
2012-13	Ohio State University	Defensive Line Coach
2011	Ohio State University	Linebackers Coach

Mike Vrabel's Career Playing Ledger:

Years	Team	Position
2009-10	Kansas City Chiefs	Linebacker
2001-08	New England Patriots	Linebacker
1997-00	Pittsburgh Steelers	Linebacker

TITANS 2023 COACHING STAFF

Mike Vrabel	Head Coach
Craig Aukerman	Assistant Head Coach/Special Teams Coordinator
Brian Bell	Assistant Director of Sports Performance
Scott Booker	Safeties
Shane Bowen	Defensive Coordinator
Kylan Butler	Offensive Assistant
Ryan Crow	Outside Linebackers
Tony Dews	Tight Ends
Justin Hamilton	Defensive Quality Control
Chris Harris	Defensive Pass Game Coordinator/Cornerbacks
Jason Houghtaling	Offensive Line
Matt Jones	Offensive Line Assistant
Tim Kelly	Offensive Coordinator
Bobby King	Inside Linebackers
Zak Kuhr	Inside Linebackers Assistant
Anthony Levine	Special Teams Assistant
Lori Locust	Defensive Quality Control
Charles London	Pass Game Coordinator/Quarterbacks
Clinton McMillan	Defensive Line Assistant
Rob Moore	Wide Receivers
Pat O'Hara	Passing Game Analyst
Justin Outten	Run Game Coordinator/Running Backs
Frank Piraino	Director of Sports Performance
Tom Quinn	Special Teams Assistant
Tyler Rouse	Sports Performance Assistant
Luke Stocker	Offensive Assistant
John Streicher	Director of Football Administration
Mike Sullivan	Assistant Offensive Line
Terrell Williams	Assistant Head Coach-Defense/Defensive Line

Meanwhile, **Ryan Tannehill** passed for 3,819 yards, and his 106.5 passer rating was the fifth-best number in the NFL. **A.J. Brown** was named to the Pro Bowl after recording his second consecutive 1,000-yard season (1,075) and tying for fifth place in the NFL with 11 touchdown catches.

Titans to AFC Championship Game in Vrabel's Second Season

In 2019, Vrabel became the first head coach in the organization's history to win multiple playoff games within his first two seasons. The Titans won a pair of road games—at New England in the wild card round and at Baltimore in the divisional round—to advance to the 2019 AFC championship game, falling at Kansas City to the eventual Super Bowl champion Chiefs.

The Titans began the 2019 campaign with two wins in their first six games but rallied to win seven of their final 10 games in the regular season. From the time the NFL went to its current playoff format in 1990 through 2019, 345 teams went 2-4 or worse in their first six games of a season. From that group, the Titans became only the third team to advance to a conference championship game, joining the 2002 Titans (2-4) and the 1996 Jacksonville Jaguars (2-4).

The 2019 Titans ranked in the NFL's top 10 in scoring margin (eighth, +71), turnover margin (sixth, +6), offensive yards per play (fourth, 6.12), rushing offense (third, 138.9 yards per game), red zone efficiency (first, 75.6 percent), total touchdowns (tied for third, 54) and third-down defense (eighth, 36.3 percent).

In his first season as head coach, Vrabel directed the Titans to a 9-7 record. His nine wins tied for the fourth-highest total in franchise history by a first-year head coach.

With only 82 penalties enforced against the Titans in 2018, Vrabel's team led the NFL and set a franchise record (16-game season) for fewest penalties in a season. The 2018 Titans also placed third in points allowed (18.9 per game), eighth in total defense (333.4 yards per game), sixth in passing defense (216.9), second in red zone defense (44.7 percent touchdown rate) and seventh in rushing offense (126.4) in the league rankings.

Background as a Player and Coach

Vrabel arrived in Tennessee with 18 years of NFL experience, including four seasons as a coach and 14 seasons as a player. His distinguished playing career included three Super Bowl wins (2001, 2003 and 2004), one Pro Bowl selection (2007) and an All-Pro honor (2007). Vrabel played in 206 NFL games and totaled 57 sacks, 496 tackles, 11 interceptions, 20 forced fumbles, nine fumble recoveries and 10 touchdown receptions. Additionally, his teams advanced to the playoffs eight times (20 postseason games), with Vrabel recording eight postseason sacks and two postseason touchdown receptions.

Vrabel joined the Titans after four seasons with the Houston Texans, spending the first three seasons (2014-16) coaching linebackers and one year (2017) as the team's defensive coordinator. During his time in Houston, the Texans built one of the best defenses in the NFL and experienced tremendous success as a team – earning two division titles (2015, 2016).

Between 2014-16, the Texans defense ranked third in the NFL in yards allowed per game (319.9) and net passing yards (218.4). Houston also ranked first in third-down defense (33.6), fourth in opponent completion percentage (59.5) and sixth in points allowed per game (19.8). The 2016 defense ranked number one in the NFL, for the first time in franchise history, in yards allowed (301.3).

In 2017, his first year as a defensive coordinator, the Texans finished the campaign with 19 players on injured reserve. Despite the injuries, Vrabel led the defense to the fifth-best third-down percentage in the NFL and a franchise-record 3.97 yards per carry by opponents. Houston also had 18 different players record at least half a sack last year and 26 players tally at least one tackle for loss.

Vrabel spent his career playing and coaching with accomplished leaders, including **Bill Belichick**, **Bill Cowher**, **Romeo Crennel**, **Urban Meyer**, **Bill O'Brien** and **Todd Haley**.

As the Texans linebackers coach from 2014-16, Vrabel developed several players into top-notch performers, including **Jadeveon Clowney** (Pro Bowl, 2016), **Whitney Mercilus**, **Benardrick McKinney** (second-team All-Pro, 2016) and **Brian Cushing**. The 2015 Texans defense had the top third-down defense in the NFL (28.5 percent), which was the lowest percentage in franchise history and the lowest by any NFL team since the 2003 Titans (27.7 percent). The 2015 defense also set a franchise mark for sacks in a season with 45 - 22.5 coming from Vrabel's linebacking corps.

Prior to joining the NFL coaching ranks, Vrabel transitioned immediately from an NFL player to college coach. He started as the linebacker coach at Ohio State in 2011 and coached the defensive line from 2012–2013. The 2012 Buckeyes finished the season undefeated at 12-0. He also was named Big Ten Recruiter of the Year by ESPN.com in 2012.

Vrabel was selected by the Pittsburgh Steelers in the third round (91st overall) of the 1997 NFL Draft, after his playing career at Ohio State, where he earned All-America honors and Big Ten Conference Defensive Lineman of the Year in both 1995 and 1996.

A native of Akron, Ohio, Vrabel attended Walsh Jesuit High School. He and his wife, Jennifer, have two sons: Tyler and Carter.

MOST WINS IN FRANCHISE HISTORY

In 2022, **Mike Vrabel** passed **Jack Pardee** for the third-highest win total in franchise history among head coaches. He trails only **Jeff Fisher** (147) and **Bum Phillips** (59).

Vrabel is also the sixth head coach in Oilers/Titans history to coach at least three playoff teams. The others are Fisher (six), Pardee (four), Phillips (three), **Jerry Glanville** (three) and **Wally Lemm** (three).

Franchise leaders in career wins among head coaches (including playoffs):

Head Coach	Years	Won	Lost	Tied	Pct.	Playoff Seasons
1. Jeff Fisher	1994-2010	147	126	0	.538	6
2. O.A. "Bum" Phillips	1975-80	59	38	0	.608	3
3. Mike Vrabel	2018-22	50	37	0	.575	3
4. Jack Pardee	1990-94	44	35	0	.556	4
5. Wally Lemm	1961, 1966-70	38	40	4	.487	3
6. Jerry Glanville	1985-89	35	35	0	.500	3
7. Mike Munchak	2011-13	22	26	0	.458	0
8. Mike Mularkey	2015-17	21	22	0	.488	1
9. Frank "Pop" Ivy	1962-63	17	12	0	.586	1
10. Lou Rymkus	1960-61	12	7	1	.625	1

Records include postseason

HEAD COACH CLASS OF 2018

When **Mike Vrabel** was hired in 2018, he joined six other head coaches who joined (or rejoined) their respective clubs in the same offseason: **Jon Gruden** (Oakland/Las Vegas Raiders), **Matt Nagy** (Chicago Bears), **Matt Patricia** (Detroit Lions), **Frank Reich** (Indianapolis Colts), **Pat Shurmur** (New York Giants) and **Steve Wilks** (Arizona Cardinals). Of those seven coaches, Vrabel was the only one still with his team at the conclusion of 2022 and had the most wins of the group. Vrabel's three playoff appearances also was the highest number among the coaches.

Most total wins from 2018 to 2022 by head coaches hired during the 2018 offseason (through 2022):

Coach	Team	Wins	Losses	Ties	Pct.	Playoff Appearances
1. Mike Vrabel	Tennessee	50	37	0	.575	3
2. Frank Reich	Indianapolis	38	30	0	.559	2
3. Matt Nagy	Chicago	34	33	0	.507	2
4. Jon Gruden	Las Vegas	22	31	0	.415	0
5. Matt Patricia	Detroit	13	29	1	.314	0
6. Pat Shurmur	N.Y. Giants	9	23	0	.281	0
7. Steve Wilks	Arizona	3	13	0	.188	0

MOST WINS IN FIRST FIVE SEASONS

Mike Vrabel won 50 games in his first five seasons after joining the Titans as head coach in 2018. In doing so, he surpassed **Bum Phillips** for the most total wins by a head coach in his first five seasons with the organization. In Philips' first five seasons as head coach from 1975 through 1979, the Oilers were 48-32, including playoffs.

Most total wins in Titans/Oilers history in a head coach's first five seasons, including playoffs*:

Coach	Seasons	Playoff Berths	W	L	T	Pct
1. Mike Vrabel	2018-2022	3	50	37	0	.575
2. O.A. "Bum" Phillips	1975-1979	2	48	32	0	.600
3. Jeff Fisher	1995-1999*	1	47	37	0	.560
4. Jack Pardee	1990-1994*	4	44	35	0	.557
5. Jerry Glanville	1986-1989*	3	35	33	0	.515
6. Wally Lemm	1966-1970*	2	28	40	4	.417
7. Mike Munchak	2011-2013	0	22	26	0	.458
8. Mike Mularkey	2016-2017*	1	19	15	0	.559
9. Frank "Pop" Ivy	1962-1963	1	17	12	0	.586
10. Lou Rymkus	1960-1961	1	12	7	1	.625

* Does not include interim seasons

Note: Glanville, Munchak, Mularkey, Ivy and Rymkus coached fewer than five seasons

TITANS/OILERS HEAD COACH HISTORY

Head Coach	Years	Won	Lost	Tied	Pct.
Mike Vrabel	2018-22	50	37	0	.575
Mike Mularkey	2015-17	21	22	0	.488
Ken Whisenhunt	2014-15	3	20	0	.130
Mike Munchak	2011-13	22	26	0	.458
Jeff Fisher	1994-2010	147	126	0	.538
Jack Pardee	1990-94	44	35	0	.556
Jerry Glanville	1985-89	35	35	0	.500
Hugh Campbell	1984-85	8	22	0	.266
Chuck Studley	1983	2	8	0	.200
Ed Biles	1981-83	8	23	0	.258
O.A. "Bum" Phillips	1975-80	59	38	0	.608
Sid Gillman	1973-74	8	15	0	.347
Bill Peterson	1972-73	1	18	0	.052
Ed Hughes	1971	4	9	1	.321
Wally Lemm	1961, 1966-70	38	40	4	.487
Hugh "Bones" Taylor	1965	4	10	0	.285
Sammy Baugh	1964	4	10	0	.285
Frank "Pop" Ivy	1962-63	17	12	0	.586
Lou Rymkus	1960-61	12	7	1	.625

Records include postseason

VRABEL'S RECORD VS. THE NFL

Mike Vrabel's record by opponent since becoming Titans head coach in 2018 (through 2022):

Opponent	Regular Season			Playoffs	
	W	L	T	W	L
Arizona	0	1	0		
Atlanta	1	0	0		
Baltimore	1	1	0	1	1
Buffalo	2	3	0		
Carolina	0	1	0		
Chicago	1	0	0		
Cincinnati	0	2	0	0	1
Cleveland	1	1	0		
Dallas	1	1	0		
Denver	2	1	0		
Detroit	1	0	0		
Green Bay	1	1	0		
Houston	6	4	0		
Indianapolis	6	4	0		
Jacksonville	7	3	0		
Kansas City	2	1	0	0	1
L.A. Chargers	1	2	0		
L.A. Rams	1	0	0		
Las Vegas	2	0	0		
Miami	1	1	0		
Minnesota	1	0	0		
N.Y. Giants	1	1	0		
N.Y. Jets	1	1	0		
New England	1	1	0	1	0
New Orleans	1	1	0		
Philadelphia	1	1	0		
Pittsburgh	0	2	0		
San Francisco	1	0	0		
Seattle	1	0	0		
Tampa Bay	1	0	0		
Washington	2	0	0		



TITANS 2023 ASSISTANT COACHES

SHANE BOWEN DEFENSIVE COORDINATOR

[Click For Complete Online Bio](#)

- Bowen was promoted to defensive coordinator in 2021 after spending his first three seasons with the Titans as outside linebackers coach.
- In 2022, the Titans led the NFL in rushing defense for the first time since 2003, surrendering a league-best average of 76.9 yards per contest for the second-best finish in franchise history (73.4 in 1960). The Titans also ranked third in third-down defense in 2022, allowing a conversion rate of 34.2 percent (77 of 225). The 28 total starters used on defense was the second-highest total in the NFL, and the 40 total players used on defense led the league.
- In 2021, the Titans ranked second in rushing defense (84.6), 12th in total defense (329.8 per game), sixth on third down (36.7 percent) and sixth in scoring defense (20.8 points per game). They tied for ninth in sacks (43), while outside linebacker Harold Landry III (12 sacks) and defensive linemen Denico Autry (nine sacks) and Jeffery Simmons (8.5) made the Titans the only NFL team in 2021 to have three players with at least eight sacks. Landry, Simmons and safety Kevin Byard were all named to the Pro Bowl, with Byard adding first-team All-Pro honors.
- In 2020, he added defensive play-caller to his responsibilities as outside linebackers coach. The Titans defense ranked seventh in the NFL with 23 takeaways, which tied for the most by a Titans defense since 2013 (25). The Titans also tallied 15 interceptions, which ranked seventh in the NFL and the most by the Titans since 2012 (19).
- Bowen joined the Titans in 2018 after spending two seasons (2016-17) as a defensive assistant for the Houston Texans. He arrived with nine years of coaching experience.
- In 2016, Bowen was part of a Texans staff that produced the NFL's number one defense (yards allowed) for the first time in franchise history. In 2017, the defense ranked fifth in third-down defense and set a franchise record for yards per carry by opponents (3.97).
- He also served at Kennesaw State as linebackers coach (2013-15), at Ohio State as a defensive graduate assistant (2012). He began his coaching career as an assistant at Georgia Tech (2009-11).
- A native of Pickerington, Ohio, Bowen was a three-year letter winner at Georgia Tech as an outside linebacker.



TIM KELLY OFFENSIVE COORDINATOR

[Click For Complete Online Bio](#)

- Kelly was promoted to offensive coordinator in 2023 after initially joining the Titans in 2022 as passing game coordinator. Prior to joining the Titans, he spent three seasons as the offensive coordinator for the Houston Texans.
- Kelly arrived in Tennessee with eight years of NFL experience, all with the Texans. He initially joined the Texans as an offensive quality control coach in 2014 and then was named offensive quality control/assistant offensive line coach in 2016. He was promoted to tight ends coach in 2017 and then elevated to offensive coordinator in 2019.
- In 2021, he guided quarterback Davis Mills to the second-best passer rating (88.8) among all rookie quarterbacks.
- In 2020, he directed an offense that ranked fourth in passing yards and 13th overall. Quarterback Deshaun Watson led the NFL with a career-best 4,823 passing yards, while also setting career marks in passing touchdowns (33), passer rating (112.7) and lowest interception total (seven).
- In 2019, his first season as offensive coordinator, Kelly's offense featured a 3,500-yard passer (Watson), a 1,000-yard receiver (DeAndre Hopkins) and a 1,000-yard rusher (Carlos Hyde).
- Kelly also has six years of college coaching experience with stops at Penn State (2012-13), Ball State (2011), Minnesota State-Moorhead (2010) and Illinois Wesleyan (2008-09).
- As a college player, Kelly played 48 games at defensive tackle and served as a team captain for Eastern Illinois.



CRAIG AUKERMAN ASSISTANT HEAD COACH/SPECIAL TEAMS COORDINATOR

[Click For Complete Online Bio](#)

- Aukerman was promoted to special teams coach in 2018. He joined the Titans in January 2017 as the assistant special teams coach.
- In 2022, Aukerman helped rookie punter Ryan Stonehouse lead the league and set a new NFL record with a 53.1-yard gross punting average. Stonehouse also finished fourth in the NFL and set a rookie record with a 44.0-yard net average. Kicker Randy Bullock made 17 of 20 field goals (85.0 percent) and made all 28 extra point attempts. Additionally, long snapper Morgan Cox was named to the Pro Bowl.
- In 2021, kicker Bullock finished ninth in franchise history with 120 points in a single season, while Brett Kern had the league's third-best ratio of punts inside the 20 to touchbacks (18:1). Chester Rogers ranked fifth in the NFL with a 9.8-yard punt return average, the best by a Titans player since 2012 (13.2 by Darius Reynaud). The kickoff coverage unit ranked eighth in the league (20.3-yard average).
- In 2020, Kern's 59.5 percent (22 of 37) of punts placed inside the 20 was the best of any player with at least 30 punts in a season since 1991.
- In 2019, the Titans finished fourth in the NFL in net punting and tied for the NFL lead with four total blocked kicks. Kern was named to his third consecutive Pro Bowl.
- The 2018 Titans set the NFL kickoff return average record (32.0).
- Prior to his arrival in Tennessee, he gained 17 years of coaching experience, including 10 seasons on the college level and seven years in the NFL.
- He spent four seasons (2013-16) with the San Diego Chargers working with their special teams, first as an assistant special teams coach (2013-15) and then as the special teams coordinator (2016).
- He also spent time in the NFL on the coaching staffs with the Jacksonville Jaguars (2011-12) and Denver Broncos (2010).
- In the college ranks, he coached at Findlay (2000), Miami (Ohio) (2001-02, 2005-08), Western Kentucky (2003-04), and Kent State (2009).
- Aukerman was a two-time NAIA All-American at the University of Findlay (Ohio), where he played defensive back and wide receiver from 1995-98.



BRIAN BELL ASSISTANT DIRECTOR OF SPORTS PERFORMANCE

[Click For Complete Online Bio](#)

- Bell joined the Titans in 2018 after spending three seasons with the Houston Texans as assistant strength and conditioning coach. He was a member of back-to-back AFC South Division Championships in his first two campaigns in Houston.
- Bell was an assistant strength and conditioning coach at Penn State from 2012-13 and the head football strength and conditioning coach at his high school alma mater, DeMatha Catholic, in Hyattsville, Md., from 2011-12.
- Bell was a tight end and fullback at Kent State from 2002-06. In 2007, Bell signed with the Washington Commanders as an undrafted free agent and served on the team's practice squad.



SCOTT BOOKER SAFETIES

[Click For Complete Online Bio](#)

- Booker joined the Titans in 2018 after spending 15 seasons in the college coaching ranks. After two seasons as a defensive assistant, he was promoted to safeties coach in 2020.
- In 2022, Booker helped Kevin Byard lead the Titans with four interceptions and 106 tackles. It was Byard's second consecutive season in which he led the squad in interceptions, and it was his third straight campaign (2020-22) leading the defense in tackles—all under Booker's tutelage. Safety Andrew Adams, who did not join the team until Week 3, recorded 11 starts, registered a career-high 60 tackles, and added an interception for a touchdown.



TITANS 2023 ASSISTANT COACHES

- In 2021, Booker helped Byard earn first-team All-Pro and Pro Bowl honors. Byard became the franchise's first player to lead the team in tackles (88) and interceptions (five) in the same season since the team began tracking individual tackle statistics in 1974. Byard's 13 passes defended led all NFL safeties. Meanwhile, Amani Hooker was a full-time starter for the first time in his career and totaled a career-best 62 tackles.
- In 2020, the Titans defense ranked seventh in the NFL with 15 interceptions, which was most by the Titans since 2012. Byard led the defense and set a career high with 111 tackles.
- He spent the 2017 season as the safeties coach/special teams coordinator at Nebraska.
- Previously, Booker spent seven years (2010-16) at Notre Dame, as a tight ends/special teams coordinator (2012-16) and offensive intern (2010-11). He coached the secondary at Western Kentucky for one season (2009).
- Booker began his coaching career at his alma mater Kent State as a graduate assistant (2003-04) and secondary coach (2005-08).
- The Pittsburgh, Pa., native played collegiately at Kent State.

KYLAN BUTLER OFFENSIVE ASSISTANT

[Click For Complete Online Bio](#)

- Butler joined the Titans for 2021 as part of the The NFL Bill Walsh Diversity Coaching Fellowship after seven years coaching at the collegiate level.
- Before arriving in Tennessee, he spent two seasons coaching wide receivers at Morehead State University. He also served as co-special teams coordinator in 2019 and was promoted to associate head coach for 2020-21. After the fall 2020 season was postponed due to the COVID-19 pandemic, Butler helped coach the team in its games during the spring of 2021.
- He spent two years at Glenville (W.Va.) State College, first as running backs coach in 2017 and then as offensive coordinator/wide receivers coach in 2018.
- Butler began his coaching career in 2014 at his alma mater, the University of Arizona, and spent three total seasons as an offensive graduate assistant.
- A native of Antioch, Calif., he appeared in 35 career games as a running back and on special teams for the Arizona Wildcats.



RYAN CROW OUTSIDE LINEBACKERS

[Click For Complete Online Bio](#)

- Crow was promoted to outside linebackers coach in 2021 after initially joining the Titans in 2018. He arrived with seven previous seasons of coaching experience in the college ranks.
- In 2022, Crow worked with versatile defender Denico Autry, who led the defense with eight sacks and a career-high 45 quarterback pressures despite being limited to 12 games. Autry, Rashad Weaver (5.5) and Bud Dupree (four) combined for 17.5 of the defense's 39 sacks.
- In 2021, Titans outside linebackers accounted for 19 total sacks, including 12 sacks by Harold Landry III, who led the team, set a career high and ranked 10th in the NFL. Landry was named to his first career Pro Bowl.
- After serving as a defensive assistant for his first two seasons with the Titans, his title was changed to assistant special teams coach in 2020.
- Crow served as a graduate assistant at Ohio State (2017) and worked primarily with linebackers.
- Crow spent three seasons at Baldwin Wallace University as offensive coordinator/offensive line coach (2015-16) and offensive line coach (2014). He also spent three seasons at Purdue as a graduate assistant working with the offensive line (2012-13) and one season as assistant strength coach (2011).
- A native of Findlay, Ohio, Crow played linebacker at Bowling Green and earned a scholarship after initially walking on.



TONY DEWS TIGHT ENDS

[Click For Complete Online Bio](#)

- Dewes joined the Titans in 2018 with 20 previous years of coaching in the college ranks. He spent his first five years with the club as running backs coach before moving to tight ends coach in 2023.
- With Dewes as his position coach from 2018 to 2022, Derrick Henry led the NFL with 7,101 rushing yards and 55 rushing touchdowns. During that time, Henry led the NFL in rushing two times (2019 and 2020) and was selected to three Pro Bowls.
- In 2022, Henry was named to the Pro Bowl after finishing the season with 1,538 yards and 13 touchdowns. He finished second in the NFL in rushing yards behind Las Vegas Raiders tailback Josh Jacobs (1,653). With a career-high 398 receiving yards, Henry's 1,936 scrimmage yards ranked fifth in franchise history and was the second-best number of his career (2,141 in 2020).
- In 2021, the Titans were fifth in rushing offense, averaging 141.4 rushing yards per game. Henry ranked ninth in the NFL with 937 rushing yards despite missing nine games. With Henry out, D'Onta Foreman (566 rushing yards) and Dontrell Hilliard (350) each set career highs in rushing yards.
- In 2020, the Titans had the NFL's second-ranked rushing offense (168.1 yards per game). Henry led the NFL in rushing for the second consecutive season and produced the eighth 2,000-yard rushing season in league history. Henry's 2,027 rushing yards ranked fifth in NFL history.
- In 2019, the Titans finished third in the NFL in rushing offense with Henry leading the league with 1,540 rushing yards.
- In 2018, the Titans finished with the NFL's seventh-ranked rushing offense, as Henry ranked second in the AFC with 1,059 rushing yards.
- Prior to his arrival in Tennessee, Dewes coached running backs at West Virginia in 2017.
- Dewes had stints coaching wide receivers at Arizona (2012-16), tight ends at Pittsburgh (2011), wide receivers at Michigan (2008-10), wide receivers at West Virginia (2007), linebackers at UNLV (2006), special teams (2005) and tackles/tight ends (2004) at Central Michigan, defensive line at Holy Cross (2002), offensive line at California (Pa.) and defensive line at Millersville (1998). He was a graduate assistant at West Virginia from 1999-2001.
- A native of Clifton, Va., Dewes played tight end at Liberty University, where he was the team's leading receiver in both of his final two seasons.



JUSTIN HAMILTON DEFENSIVE QUALITY CONTROL

[Click For Complete Online Bio](#)

- Hamilton joined the Titans in 2023 after 11 seasons coaching in the college ranks.
- He was the defensive coordinator at Virginia Tech from 2020 to 2021. He initially joined the Hokies in 2018 as director of player development-defense and was then promoted to safeties coach in 2019.
- Prior to his time in Blacksburg, he coached four seasons at VMI, first as outside linebackers/co-special teams coach (2014-16) and one season (2017) as inside linebackers/co-special teams coach. He started his coaching career at Virginia-Wise for three seasons (2011-13).
- Hamilton played 12 games in the NFL with Cleveland (10 games in 2006) and Washington (two games in 2008), after being a seventh-round selection by the Browns in the 2006 NFL Draft.
- As a college player at Virginia Tech (2002-05), Hamilton played in 52 career games as a defensive back, running back and wide receiver.




TITANS 2023 ASSISTANT COACHES

CHRIS HARRIS DEFENSIVE PASS GAME COORDINATOR/ CORNERBACKS

[Click For Complete Online Bio](#)


- Harris was hired in 2023 as defensive pass game coordinator/cornerbacks coach.
- He arrived in Tennessee with nine previous seasons in the NFL as a coach in addition to eight NFL seasons as a player.
- From 2020 to 2022, he was the defensive backs coach for the Washington Commanders.
- From 2020-22, the Commanders defense ranked eighth in the NFL in passing yards allowed (213.1 yards per game) and fourth in total yards allowed (323.4 yards per game).
- The Commanders ended the 2022 season in the top 10 in a number of categories, including total defense (third), passing yards allowed (fourth), points allowed (seventh), third-down defense (first) and red-zone defense (eighth).
- Prior to his time in Washington, Harris spent four seasons (2016-19) with the Los Angeles Chargers as assistant defensive backs coach.
- He began his coaching career as a defensive quality control coach for the Chicago Bears from 2013 to 2014.
- Harris played eight seasons at safety with Chicago (2005-06, 2010-11), Carolina (2007-08), Detroit (2011) and Jacksonville (2012). He earned Associated Press second-team All-Pro honors in 2010 with the Bears. His career totals included 16 interceptions in 101 games (88 starts).
- Harris was selected by the Bears in the sixth round of the 2005 NFL Draft following his collegiate playing career at Louisiana-Monroe.



JASON HOUGHTALING OFFENSIVE LINE

[Click For Complete Online Bio](#)


- Houghtaling (pronounced "HO-tail-ing") was promoted to offensive line coach in 2023. He initially joined the Titans in 2021 as offensive line assistant.
- In 2022, the Titans used six different starting offensive line combinations. Three members of the line recorded career highs in starts: Aaron Brewer (17), Dennis Daley (15) and rookie Nicholas Petit-Frere (16). Petit-Frere became the fourth offensive lineman in the franchise's "Titans era" (1999-present) to start at least 16 games as a rookie, and center Ben Jones was named to his first Pro Bowl. The line helped Derrick Henry finish second in the NFL with 1,538 rushing yards.
- In 2021, injuries forced the Titans to use seven different starting offensive line combinations, including five different starters at left tackle. However, the offense managed to finish fifth in rushing, averaging 141.4 rushing yards per game. Left guard Rodger Saffold III was named to his first career Pro Bowl.
- Prior to arriving in Tennessee, he spent 2020 as the offensive line coach at Colgate.
- Houghtaling spent 12 total seasons over three stints at Wagner College (2006-09, 2011-12, 2014-19), including serving as head coach for the Seahawks from 2015 to 2019.
- He also served as head coach at Hudson Valley Community College in 2010 and as the offensive coordinator at Cornell in 2013.
- A native of Windsor, N.Y., he attended Lafayette College and played defensive line before injuries ended his career. He graduated from the University of Binghamton.



MATT JONES OFFENSIVE LINE ASSISTANT

[Click For Complete Online Bio](#)

- Jones joined the Titans in 2023 after spending four seasons (2019-22) at the University of Tennessee-Martin, as the team's run game coordinator and tight end/offensive tackle coach.
- He helped the UT-Martin Skyhawks to back-to-back Ohio Valley Conference titles in 2021 and 2022.
- Prior to joining UT-Martin, Jones had stops as an offensive line coach at Texas Southern (2017-18), Jackson State (2016), Tulane (2014-15), Villanova (tight ends, 2013), Avila University (2011-12) and the University of Saint Francis (Illinois) (2009-10).
- A native of Chicago, Ill., Jones attended Eastern Illinois University.



BOBBY KING INSIDE LINEBACKERS

[Click For Complete Online Bio](#)


- King joined the Titans in 2022 after spending the previous five seasons with the Houston Texans.
- In 2022, five different players started multiple games at inside linebacker: Zach Cunningham, David Long Jr., Dylan Cole, Monty Rice and Jack Gibbens. Long set career highs with 12 starts and 86 tackles, while Cole established career bests with eight starts and 51 tackles. The unit helped the Titans finish first in the NFL in rushing defense (76.9 opponent rushing yards per game).
- King arrived in Tennessee with 12 years of NFL coaching experience, including eight total seasons with the Houston Texans (2017-21, 2011-13). He coached the defensive line in 2021 after leading the inside linebackers from 2017 to 2020.
- In 2020, linebacker Zach Cunningham led the NFL with a career-high 163 tackles on the season.
- In 2018, linebacker Benardrick McKinney earned Pro Bowl honors after posting 105 stops, seven passes defended, five tackles for loss, 1.5 sacks, a forced fumble and an interception. The Texans 2018 defense led the league in opponent average rushing yards per carry (3.44) and ranked third in rushing yards allowed (1,323).
- Before returning to the Texans in 2017, King spent three seasons (2014-16) with the San Diego Chargers as assistant linebackers coach. His first stint in Houston was as assistant linebackers coach (2012-13) and defensive assistant (2011). He entered the NFL as defensive quality control/assistant linebackers coach for Dallas in 2010.
- King spent seven seasons in the college game with stops at West Texas A&M (2008-09, 2005), Baylor (2006-07) and his alma mater, Texas-El Paso (2002-03), where he previously was a two-year starter on the defensive line.



ZAK KUHR INSIDE LINEBACKERS ASSISTANT

[Click For Complete Online Bio](#)

- Kuhr joined the Titans in 2020 after a season as offensive analyst at the University of Texas in 2019.
- In 2022, five different players started multiple games at inside linebacker: Zach Cunningham, David Long Jr., Dylan Cole, Monty Rice and Jack Gibbens. Long set career highs with 12 starts and 86 tackles, while Cole established career bests with eight starts and 51 tackles. The unit helped the Titans finish first in the NFL in rushing defense (76.9 opponent rushing yards per game).
- In 2021, the rotation at inside linebacker included Rashaan Evans, Jayon Brown, David Long Jr. and Zach Cunningham. The quartet accounted for 212 total tackles and five interceptions, including Long's career highs of 75 tackles and two interceptions.
- He spent two seasons at Texas State. In addition to coaching running backs for the Bobcats from 2017-18, he was the co-offensive coordinator in 2017 and the offensive coordinator/assistant head coach in 2018.
- He coached running backs at Rutgers in 2016.



TITANS 2023 ASSISTANT COACHES

- Following the 2013 season as a graduate assistant at Old Dominion, he spent two years at James Madison, where he coached running backs in 2014 and added co-offensive coordinator to his title in 2015.
- He interned under Urban Meyer at Ohio State from 2011 to 2012 after a two-year stint as a special teams coordinator at Edward Waters College.
- A native of Jacksonville, Fla., he attended the University of Florida.

ANTHONY LEVINE

SPECIAL TEAMS ASSISTANT

[Click For Complete Online Bio](#)

- Levine joined the Titans in 2023 after spending the 2022 campaign working in coaching and scouting for the Baltimore Ravens.
- He spent 10 years playing for the Ravens (2012-21), gaining notoriety as one of the league's top performers on special teams.
- He originally entered the NFL in 2010 as an undrafted rookie with the Green Bay Packers and spent two campaigns on Green Bay's practice squad.
- During his playing career, he appeared in 146 games and recorded 62 special teams stops, one forced fumble and one fumble recovery. As a defensive back/linebacker, he additionally tallied five starts, 149 tackles and two interceptions.
- In Baltimore, he earned the nickname "Co-Cap" for his status as special teams captain.
- A native of Abbeville, La., Levine was a defensive back for four seasons at Tennessee State University (2006-09).



LORI LOCUST

DEFENSIVE QUALITY CONTROL

[Click For Complete Online Bio](#)

- Locust joined the Titans in 2023 after four seasons (2019-22) as the assistant defensive line coach for the Tampa Bay Buccaneers.
- During her four-year tenure in Tampa Bay, the Buccaneers led the NFL in rushing defense, allowing only 92.3 yards per game. Additionally, the team ranked fifth in sacks (187), third in tackles for loss (348), first in quarterback hits (452) and fifth in takeaways (102). Nose tackle Vita Vea earned his first Pro Bowl selection (2021), while totaling 15 sacks between 2019 and 2022, a total that led all nose tackles. Locust joined fellow Buccaneers assistant Maral Javadifar in becoming the first woman on an NFL coaching staff to win a Super Bowl (LV).
- Prior to joining Tampa Bay, Locust served as the assistant defensive line coach for the Birmingham Iron of the Alliance of American Football and served as a coaching intern with the Baltimore Ravens during their 2018 training camp.
- Locust also spent time coaching with the Lehigh Valley Steelhawks (National Arena League), Central Penn Capitals (NAL), the York Capitals (American Indoor Football), the Central Penn Piranha (semi-professional) and her high school alma mater, Susquehanna Township (Harrisburg, Pa.) High School.
- She attended Temple University and also played football (2004-08) for the Central Penn Vipers in the Independent Women's Football League.



CHARLES LONDON

PASS GAME COORDINATOR/ QUARTERBACKS

[Click For Complete Online Bio](#)

- London re-joined the Titans in 2023 after spending the 2021 and 2022 seasons with the Atlanta Falcons as quarterbacks coach. He previously served on the Titans staff in 2011.
- In 2022, he worked with Falcons rookie quarterback Desmond Ridder, who started the final four games of the season and posted a quarterback rating of 86.4 with each game seeing a higher rating than the previous game. As an offense, the Falcons ranked 10th on third down and 14th in the red zone.
- Prior to joining the Falcons, London spent three seasons (2018-20) with the Chicago Bears as running backs coach. During his time with



- the Bears, he worked with a trio of running backs who reached 1,000 scrimmage yards in at least one season – Jordan Howard (2018), Tarik Cohen (2018) and David Montgomery (2019 and 2020). Cohen and Montgomery posted career-high rushing totals under his tutelage.
- London spent four seasons with the Houston Texans (2014-17) as running backs coach after two seasons at Penn State (2012-13) as running backs coach/recruiting coordinator.
- He entered the coaching profession as a graduate assistant (2004-05) and then running backs coach (2006) at his alma mater, Duke, followed by a stint as offensive quality control coach in Chicago (2007-09), a season as a pro scout in Philadelphia (2010) and one season with the Titans as offensive assistant/quality control coach (2011).

CLINTON McMILLAN

DEFENSIVE LINE ASSISTANT

[Click For Complete Online Bio](#)

- McMillan initially joined the Titans in 2021 as part of the NFL's Bill Walsh Coaching Fellowship.
- Working with the defensive line in 2022, he helped the Titans finish first in the NFL in rushing defense (76.9 opponent rushing yards per game). Defensive tackle Jeffery Simmons was named to the Pro Bowl after posting 7.5 sacks, while nose tackle Teair Tart recorded a career-high 16 starts. Defensive end DeMarcus Walker established career highs in several categories, including 32 tackles and seven sacks.
- In 2021, McMillan primarily worked with the Titans outside linebackers. The group accounted for 19 total sacks, including 12 sacks by Harold Landry III, who led the team, set a career high and ranked 10th in the NFL. Landry was named to his first career Pro Bowl.
- McMillan was a senior analyst at Florida State from 2020 until joining the Titans in 2021.
- McMillan was defensive line coach at the University of Tennessee at Martin from 2017-19 and also held the titles of defensive run game coordinator and co-special teams coordinator in his time with the Skyhawks. He coached four all-conference performers during his tenure and in 2019 helped UTM lead the conference with 25 sacks.
- He began his coaching career at Sanford Seminole High School and Winter Park High School before stints at Weber State (2012-14), Marshall (2014-16) and Ohio Dominican (2017).
- McMillan played four years at defensive tackle for the University of Florida, appearing in 48 games and helping the Gators win the 2006 national championship.



ROB MOORE

WIDE RECEIVERS

[Click For Complete Online Bio](#)

- Moore joined the Titans in 2018 with 16 years of NFL experience as a player and coach.
- In 2022, rookie wide receiver Treyton Burks ranked ninth among NFL rookies with 444 receiving yards on 33 catches. Nick Westbrook-Ikhine recorded a career-high 13 starts, while Robert Woods came back from a knee injury to lead the team with 53 catches and 527 yards in his first season in Tennessee.
- In 2021, A.J. Brown posted a team-best 63 receptions, 869 receiving yards and five touchdown catches, becoming the first player in franchise annals to begin his career with at least 50 receptions and five touchdown receptions in three consecutive seasons. Nick Westbrook-Ikhine set career highs with 38 receptions, 476 receiving yards and four touchdown catches, helping to make up for significant time lost in 2021 by the receiving corps due to injuries. Brown, Julio Jones, Marcus Johnson, Cameron Batson and Racey McMath all had at least one stint on injured reserve.
- In 2020, Brown was selected to the Pro Bowl in his second year after posting 70 receptions for 1,075 yards and 11 touchdowns. Corey Davis set career highs with 984 receiving yards and five touchdowns and tied his career high with 65 catches.
- In 2019, Brown led the 2019 NFL rookie class in receiving yards (1,051), tied for the rookie lead in touchdown receptions (eight), ranked fifth among rookies in receptions (52) and ranked second among all NFL players in receiving average (20.2).



TITANS 2023 ASSISTANT COACHES

- In 2018, Davis, led the offense in his second season with 65 receptions, 891 receiving yards and four touchdowns, seeing dramatic increases from his rookie campaign.
- Moore spent three seasons (2015-17) as the wide receivers coach for the Oakland Raiders and one year (2014) with the Buffalo Bills.
- During his three years in Oakland, he worked with Amari Cooper and Michael Crabtree, who totaled 435 receptions, 5,556 receiving yards and 43 touchdowns in that time.
- During his one year in Buffalo, he worked with Sammy Watkins, who set franchise records for a rookie with 65 receptions for 982 yards.
- Moore also spent time coaching at Syracuse (2010-13), Phoenix (Ariz.) Junior College (2009) and Montclair (N.J.) High School (2002-03).
- A native of Hempstead, N.Y., Moore had a 12-year NFL career playing for the New York Jets (1990-94) and Arizona Cardinals (1995-2001).

PAT O'HARA

PASSING GAME ANALYST

[Click For Complete Online Bio](#)

- O'Hara became the passing game analyst in 2023 after serving as quarterbacks coach from 2018 through 2022.
- He arrived in Tennessee in 2018 after spending three seasons (2015-17) with the Houston Texans as an offensive assistant who helped coach quarterbacks. He arrived in Tennessee with 19 previous seasons of coaching experience.
- During his time as Titans quarterbacks coach, O'Hara helped Ryan Tannehill become the franchise career leader in passer rating (100.5 through 2022) and completion percentage (66.9) and rank sixth in passing yards (12,831) and fifth in passing touchdowns (89). From the time of Tannehill's first start in a Titans uniform (Oct. 20, 2019) through the conclusion of 2022, Tannehill's 100.7 passer rating ranked fourth in the NFL behind only Aaron Rodgers (106.0), Patrick Mahomes (103.3) and Jimmy Garoppolo (100.8).
- In 2021, Tannehill placed third on the franchise's single-season passing charts in attempts (531), completions (357) and completion percentage (67.2), and he ranked fourth with 3,734 passing yards.
- In 2020, Tannehill ranked fifth in the NFL with a 106.5 passer rating, which was second in franchise history behind Tannehill's own 2019 record of 117.5. Tannehill produced top-five numbers on several other franchise single-season lists in 2020, including 40 total touchdowns (first), 3,819 passing yards (third), 33 touchdown passes (tied for second), 65.5 completion percentage (fourth) and 7.9 yards per attempt (tied for fifth).
- In 2019, Tannehill led the NFL in passer rating (117.5—fourth in NFL history) and passing average (9.6). Tannehill set franchise records in both categories in addition to the team's completion percentage benchmark (70.3).
- In 2018, quarterback Marcus Mariota set a then-franchise record with a 68.9 completion percentage. He also finished with a career-best average of 7.64 yards per attempt and a career-low eight interceptions.
- O'Hara spent 10 years coaching in the Arena Football League, including stints as a head coach for the Los Angeles Avengers (2009), Tri-Cities Fever (AF2, 2009), Orlando Predators (2010-11) and New Orleans Voo-Doo (2012-14).
- He was an offensive coordinator for the AFL's Tampa Bay Storm for three seasons (2005, 2007-08).
- A native of Santa Monica, Calif., O'Hara was a 10th round selection for the Tampa Bay Buccaneers in the 1991 NFL Draft.



JUSTIN OUTTEN

RUN GAME COORDINATOR/ RUNNING BACKS

[Click For Complete Online Bio](#)

- Outten (pronounced "OW-ten") joined the Titans coaching staff in 2023 after one season as the offensive coordinator for the Denver Broncos.
- Outten arrived in Tennessee with 17 years of coaching experience, including seven seasons in the NFL.
- In 2022, the Broncos tied for fifth place in the NFL in completions of 25-plus yards, trailing only Kansas City (49), Philadelphia (38), Miami (37)



and New England (36). Outten, who called plays for the Broncos in the last two games of the season, helped the offense post 471 total yards of offense in Week 18, which was the most by the team in a single game since Jan. 3, 2016.

- Outten coached tight ends with the Green Bay Packers from 2019 through 2021, during which time the unit collectively tallied 60-plus catches and 700-plus receiving yards in each of his three seasons. During his tenure in Green Bay, six different tight ends registered at least one touchdown reception, which tied for the second-most in the NFL during that span.
- In 2020, Outten coached tight end Robert Tonyan, who recorded 52 receptions for 586 yards (11.3 avg.). Tonyan totaled 11 touchdown receptions to set the single-season franchise mark for the position and tie All-Pro Travis Kelce for the league lead among tight ends.
- Outten joined the Atlanta Falcons in 2016 as an offensive intern and then as an offensive assistant in 2017 and 2018, helping to coach the offensive line.
- In addition to his time in the NFL, Outten spent eight seasons (2008-15) coaching at Westfield High School in Houston after beginning his coaching career at his alma mater, Syracuse University (2007).
- The Doylestown, Pa., native was a three-year letterwinner at Syracuse, and over his final two seasons as a player (2005-06), he appeared in all 23 games (22 starts) at center and was named team captain as a senior.

FRANK PIRAINO

DIRECTOR OF SPORTS PERFORMANCE

[Click For Complete Online Bio](#)

- Piraino joined the Titans in 2019 after serving as head strength and conditioning coach for football at Boston College, where he spent six total seasons (2013-18).
- Piraino joined head coach Steve Addazio at Boston College after spending two seasons (2011-12) as his head strength and conditioning coach at Temple and one year as the head strength and conditioning coach for football at Marshall (2010).
- He served on the strength and conditioning staff at the University of Florida for five years (2005-09), during a stretch when Florida won a pair of national championships (2006 and 2008) under head coach Urban Meyer.
- He also spent time at Notre Dame (2004), Michigan State (2003-04) and Walsh Jesuit (Cuyahoga Falls, Ohio) High School (2000-03), as well as an internship with the Cleveland Indians (2000-01).
- Piraino graduated from the University of Akron and later earned a master's degree from Michigan State.




TOM QUINN

SPECIAL TEAMS ASSISTANT

[Click For Complete Online Bio](#)

- Quinn joined the Titans in 2023 after one season on the staff at Army.
- He totaled 16 seasons (2006-21) on the staff at the New York Giants working with special teams. He first arrived in New York in 2006 as assistant special teams coach, and the following year he was elevated to special teams coordinator, a position he held for 11 years (2007-17) before spending his final four seasons with the Giants (2018-21) as assistant special teams coach.
- During his Giants tenure, he worked under four different head coaches, starting with Tom Coughlin and ending with Joe Judge, and he helped the team capture two Super Bowl titles.
- Before joining the NFL coaching ranks, he served 15 seasons in college coaching, including four seasons (2002-05) at Stanford coaching special teams. He also had stints at Davidson, James Madison, Boston University, Holy Cross and San Jose State.
- A native of Pasadena, Calif., he played linebacker at Arizona from 1986 to 1990.



TITANS 2023 ASSISTANT COACHES

TYLER ROUSE

SPORTS PERFORMANCE ASSISTANT

[Click For Complete Online Bio](#)

- Rouse joined the Titans in 2022 as sports performance assistant after five seasons coaching in the collegiate ranks.
- In 2021, Rouse was on the staff at Colorado State University as assistant strength and conditioning coach. He spent the previous four seasons (2017-20) with the same title at his alma mater, Boston College.
- During a four-year playing career as a running back at Boston College, Rouse appeared in 48 games and rushed for 852 yards and 12 touchdowns on 199 attempts. A three-year starter, he added 22 receptions for 284 yards and a score and also returned 24 punts for 313 yards.
- The Baldwinsville, N.Y., native received his bachelor's degree from Boston College in 2017 and added a master's in sport administration in 2019.




LUKE STOCKER

OFFENSIVE ASSISTANT

[Click For Complete Online Bio](#)

- Stocker joined the coaching staff in 2023 following 11 years in the NFL as a player.
- As a player, Stocker was signed by the Titans as a free agent during the 2017 campaign and stayed with the club through 2018, head coach Mike Vrabel's first season in Tennessee. He also returned for training camp in 2021. In 19 games with the Titans (13 starts), he totaled 16 receptions for 177 yards and two touchdowns, while serving in a key role as a blocker in the running game.
- A fourth-round pick by the Tampa Bay Buccaneers in the 2011 NFL Draft, Stocker spent six-plus seasons with the Buccaneers until joining the Titans. He later appeared in games for the Atlanta Falcons (2019-20) and Minnesota Vikings (2021). In 142 career games, he registered 91 starts and 85 receptions for 705 yards and five touchdowns. He also participated in two playoff games with the Titans in 2017.
- The Berea, Ky., native attended the University of Tennessee (2007-10), where he tied a then-school record with 52 career games played, totaling 85 receptions for 956 yards and eight touchdowns.



JOHN STREICHER

DIRECTOR OF FOOTBALL ADMINISTRATION

[Click For Complete Online Bio](#)

- Streicher was promoted to director of football administration in 2023. He served as the coordinator of football development from 2020 to 2022 after beginning his tenure with the team as assistant to head coach Mike Vrabel from 2018 to 2019.
- Working closely with Vrabel, Streicher helped the Titans finish with four winning records and three postseason appearances in his first five seasons with the organization (2018-22). Vrabel finished the 2022 campaign ranked third in Titans/Oilers history among head coaches with 50 career wins, including postseason.
- Streicher joined the Titans in 2018 following two years (2016-17) as Texas State's director of football operations. There he managed the day-to-day operations of the program and oversaw recruiting under Bobcats head coach Everett Withers.
- From 2014-15, Streicher served on James Madison's football staff. He was promoted to the director of football operations and player personnel in 2015 after originally joining JMU as special assistant to the head coach.
- A native of Cincinnati, Ohio, Streicher went to James Madison after spending six seasons on the football staff at Ohio State.



MIKE SULLIVAN

ASSISTANT OFFENSIVE LINE

[Click For Complete Online Bio](#)

- Sullivan joined the Titans in 2014 and has worked with the offensive line since that time.
- In 2022, Sullivan completed his ninth season with the team. The Titans used six starting offensive line combinations, while three members of the line recorded career highs in starts: Aaron Brewer (17), Dennis Daley (15) and Nicholas Petit-Frere (16). Petit-Frere became the fourth offensive lineman in the franchise's "Titans era" (1999-present) to start at least 16 games as a rookie, and center Ben Jones was named to his first Pro Bowl.
- In 2021, injuries forced the team to use seven starting offensive line combinations, including five different starters at left tackle. The offense still managed to finish fifth in rushing (141.4 rushing yards per game). Left guard Rodger Saffold III was named to his first career Pro Bowl.
- In 2020, the Titans ranked second in rushing (168.1 yards per game) and sixth in sacks allowed (25). Henry recorded the fifth-highest single-season rushing total in NFL history with an NFL-high 2,027 rushing yards.
- In 2019, the Titans finished third in the NFL in rushing offense with Henry leading the league in rushing yards (1,540). Rookie Nate Davis started 15 consecutive games (including playoffs) at right guard.
- He joined the Titans in 2014 after one season as offensive line coach for the Cleveland Browns (2013). He had two other stints with the Browns (2001-04 and 2007-08) and also spent four seasons (2009-12) as offensive line coach for the San Diego Chargers.
- He has three seasons of college experience, as offensive line coach for Western Michigan (2005-06) and as a graduate assistant for his alma mater, the University of Miami (Fla.) (2000). He began his coaching career in 1997, spending five seasons coaching in Europe.
- A native of Chicago, Ill., Sullivan played in 48 games for the Tampa Bay Buccaneers from 1992-95.



TERRELL WILLIAMS

ASSISTANT HEAD COACH-DEFENSE/ DEFENSIVE LINE

[Click For Complete Online Bio](#)

- Williams was promoted to assistant head coach-defense/defensive line in 2023 after spending five seasons as defensive line coach.
- He initially joined the Titans in 2018 with 20 previous years of coaching experience, including six seasons in the NFL.
- In 2022, he helped the Titans lead the NFL in rushing defense, as the unit allowed only 76.9 opponent rushing yards per game—the second-lowest number in franchise history. Defensive tackle Jeffery Simmons was named to his second Pro Bowl after posting 7.5 sacks, while nose tackle Tear Tart recorded a career-high 16 starts. Defensive end DeMarcus Walker established career highs in several categories, including 32 tackles and seven sacks.
- In 2021, the Titans defensive line accounted for 22 total sacks, including nine sacks by Denico Autry, who tied his career high. Simmons was named to his first career Pro Bowl after setting career highs in several categories, including sacks (8.5).
- In 2020, Simmons became the first player in the franchise's "Titans era" (since 1999) to post at least three fumble recoveries, three sacks and five passes defended in the same season.
- In 2018 and 2019, Williams helped Jurrell Casey earn his fourth and fifth Pro Bowl berths.
- Williams spent three seasons coaching the defensive line with the Miami Dolphins (2015-17). During that time, Cameron Wake tallied 29 sacks, the eighth-highest total by a player, and Ndamukong Suh posted 15.5 sacks, the eighth-highest number of sacks among defensive tackles.
- Williams also spent three seasons coaching the defensive line with the Oakland Raiders (2012-14).
- Williams also spent time at Texas A&M (2010-11), Purdue (2006-09), Akron (2004-05), Youngstown State (2002-03), North Carolina A&T (1999-2001) and Fort Scott Community College (1998).
- A native of Los Angeles, Calif., Williams played collegiately at East Carolina as a nose tackle.



NISSAN STADIUM

In 2015, the Titans and Nissan North America announced the formation of a 20-year, exclusive naming-rights partnership that rebranded Nashville's downtown stadium as Nissan Stadium.



Nissan Stadium hosts all Titans home football games, Tennessee State University football games, the Music City Bowl, the CMA Music Festival, major concerts and numerous other events.

The procurement of naming rights to Nissan Stadium fit the automotive company's 'Fewer, Bigger, Better' marketing strategy, which has included ongoing sponsorships of NBC's 'The Voice,' the Heisman House college football program and a major advertising presence in this year's Super Bowl. Nissan is also now the official automotive partner of the Tennessee Titans.

Nissan's ever-growing footprint in Tennessee includes vehicle and powertrain manufacturing facilities in Smyrna and Decherd respectively, along with its North American headquarters in Franklin.


The Nissan Smyrna Plant began operations in 1983 and employs more than 8,400 people. In 2014, the Smyrna plant assembled more than 648,000 vehicles, making it the highest volume automotive assembly plant in North America. Nissan also has a major manufacturing presence in Canton, Miss., along with research and development groups in California, Arizona and Michigan. In total, the company employs more than 22,000 employees in the U.S.

One component of the Titans-Nissan partnership is assisting charitable organizations throughout Middle Tennessee in an array of community outreach programs. A centerpiece of this is the annual "Taste of Titans" charitable event, for which Nissan serves as presenting sponsor. During the course of a 20-year relationship, a total of more than \$1 million resulting from these annual events is anticipated to be distributed to local non-profit organizations.

Nissan Stadium is a city-owned venue that has housed the Titans since 1999. The naming rights agreement includes the opportunity for Nissan branding on the exterior of the stadium, as well as stadium signage and other unique displays inside the stadium. LP Building Products held the naming rights to the stadium from 2006 until the Nissan partnership was established in 2015.

Titans/Oilers all-time regular-season record by home venue:

Stadium	Seasons	W-L-T	Pct.
Jeppesen Stadium	1960-1964	25-11-0	.694
Rice Stadium	1965-1967	11-10-0	.524
Astrodome	1968-1996	113-103-2	.523
Liberty Bowl	1997	6-2-0	.750
Dudley Field (Vanderbilt Stadium)	1998	3-5-0	.375
Nissan Stadium	1999-2023	110-83-0	.570



TICKET INFORMATION

Tickets for the 2023 season at Nissan Stadium are now on sale. To find out about ticket options, fans can visit TennesseeTitans.com/tickets, email ticketssales@titans.nfl.com or call (615) 565-4200. Information on season ticket memberships, single-game tickets, flex plans, group tickets, suite sales and "Fireball Fast Passes" is available.

Titans season ticket members receive the best seat locations at the best price, flexible interest-free payment plans and playoff ticket priority. Additional benefits include access to exclusive VIP events year-round, special discounts on concession items, pre-sales to Nissan Stadium events and concerts, and a unique season ticket member gift each season.

NISSAN STADIUM RECORD WHEN ...

The Titans at Nissan Stadium (1999-present):

	Games	Record	Pct.
Regular Season	193	110-83	.570
Postseason	6	2-4	.333
Combined	199	112-87	.563

Record When ...	Reg. Season	Playoffs
September	22-17	
October	26-21	
November	25-19	
December	34-25	
January	3-1	2-4
Thursday	5-4	
Friday	0-1	
Saturday	2-2	2-2
Sunday	95-73	0-2
Monday	7-3	
Tuesday	1-0	
Against own division	44-34	0-1
Against AFC	80-64	2-4
Against NFC	30-19	
Overtime games	7-6	1-0
In primetime	14-12	
Temperature 80+	7-6	
Temperature <40	10-11	1-2
Titans score 20 points	91-34	2-0
Titans score 30 points	39-6	1-0
Titans allow <20 points	71-14	1-2
Titans allow <10 points	16-0	
Titans net 300 yards	81-50	1-3
Opponents net <300 yards	52-12	1-2
Titans commit 0 turnovers	37-12	
Titans force 2 turnovers	71-25	

WINNING AT HOME

Since the 2016 season, the Titans have been one of the NFL's most successful teams at home. Their 36-21 record (.632) at Nissan Stadium from 2016 to 2022 tied for the league's 10th-best mark in that time period.

Highest winning percentage in home games (regular season) since 2016:

Team	Wins	Losses	Ties	Win Pct
1. Kansas City Chiefs	44	13	0	.772
2. Green Bay Packers	42	14	1	.746
3. Pittsburgh Steelers	39	17	1	.693
4. Baltimore Ravens	39	18	0	.684
Dallas Cowboys	39	18	0	.684
New England Patriots	39	18	0	.684
Minnesota Vikings	39	18	0	.684
8. Buffalo Bills	38	19	0	.667
9. Philadelphia Eagles	36	20	1	.640
10. Tennessee Titans	36	21	0	.632
New Orleans Saints	36	21	0	.632
Seattle Seahawks	36	21	0	.632
Miami Dolphins	36	21	0	.632

TITANS/OILERS ALL-TIME RECORD

	W	L	T
Regular Season:	470	490	6
Home	268	213	2
Road	202	277	4
As Titans (1999-present)	203	183	0
As Oilers (1960-1998)	267	307	6
Postseason:	17	23	0
Home	6	7	0
Road	11	15	0
Super Bowl (XXXIV)	0	1	0
As Titans (1999-present)	8	10	0
As Oilers (1960-1998)	9	13	0

All-time playoff appearances by the Oilers/Titans: 1960, 1961, 1962, 1967, 1969, 1978, 1979, 1980, 1987, 1988, 1989, 1990, 1991, 1992, 1993, 1999, 2000, 2002, 2003, 2007, 2008, 2017, 2019, 2020, 2021

All-time division titles by the Oilers/Titans: 1960, 1961, 1962, 1967, 1991, 1993, 2000, 2002, 2008, 2020, 2021

WINNING IN THE AFC SOUTH

From 2017 through 2022, the Titans built the best division record in the AFC South. They had twice as many wins as losses in the division during that stretch, going 24-12 (.667) against the Colts, Texans and Jaguars.

Best division winning percentage in the AFC South from 2017–2022:

Team	Wins	Losses	Ties	Win %
1. Tennessee Titans	24	12	0	.667
2. Indianapolis Colts	17	18	1	.486
3. Houston Texans	17	18	1	.486
4. Jacksonville Jaguars	13	23	0	.361

SEVEN-POINT COMEBACKS UNDER VRABEL

Mike Vrabel's Titans have won seven times after trailing by at least seven points in the fourth quarter, most recently accomplishing the feat twice in 2021. Since Vrabel's tenure began in 2018, only the Green Bay Packers have had more fourth-quarter comebacks of seven or more points than the Titans.

Most victories since 2018 after trailing by seven or more points in the fourth quarter:

Team	Wins
1. Green Bay Packers	8
2. Tennessee Titans	7
Minnesota Vikings	7
4. Kansas City Chiefs	6
Tampa Bay Buccaneers	6
Pittsburgh Steelers	6
7. New Orleans Saints	5
Washington Commanders	5
Las Vegas Raiders	5
New York Jets	5
Los Angeles Chargers	5

Titans wins from 2018 to 2022 after trailing by seven or more points in the fourth quarter:

Date	Opponent	Largest 4th Quarter Deficit	Final Score
Sept. 30, 2018	Philadelphia	10-17	26-23 (OT)
Dec. 2, 2018	N.Y. Jets	13-22	26-22
Nov. 10, 2019	Kansas City	20-29	35-32
Oct. 18, 2020	Houston	29-36	42-36 (OT)
Nov. 22, 2020	at Baltimore	13-21	30-24 (OT)
Sept. 19, 2021	at Seattle	16-30	33-30 (OT)
Oct. 18, 2021	Buffalo	24-31	34-31



WINNING CLOSE GAMES

Since the beginning of the 2018 season, when **Mike Vrabel** began his tenure as Titans head coach, no NFL team has more wins than the Titans in games decided by three points or less. They won 16 games by three points or less from 2018 to 2022 and had a .640 winning percentage in such contests (16-9).

Most wins in games decided by three points or less, 2018–2022:

Team	W	L	T	Win%
1. Tennessee Titans	16	9	0	.640
2. Los Angeles Chargers	15	14	0	.517
3. Kansas City Chiefs	13	8	0	.619
Pittsburgh Steelers	13	8	2	.609
Seattle Seahawks	13	9	0	.591
New Orleans Saints	13	9	0	.591
Baltimore Ravens	13	11	0	.542
8. Green Bay Packers	12	6	1	.658
Las Vegas Raiders	12	11	0	.522
10. Houston Texans	11	9	1	.548
Minnesota Vikings	11	9	1	.548
Cleveland Browns	11	10	1	.523

TITANS ON LONG REST

Since **Mike Vrabel** became the head coach of the Titans in 2018, the Titans are 5-0 following their bye. That includes a Week 7 win over the Indianapolis Colts following the Titans' bye in 2022.

Additionally, the Titans are 4-1 since 2018 on Sundays following a Thursday game the previous week.

Best winning percentage from 2018 to 2022 with nine or more rest days between games (regular season):

Team	Games	Wins	Losses	Ties	Win Pct
1. Tennessee Titans	10	9	1	0	.900
Pittsburgh Steelers	10	9	1	0	.900
3. Buffalo Bills	10	8	2	0	.800
Baltimore Ravens	10	8	2	0	.800
5. New Orleans Saints	9	7	2	0	.778
6. Atlanta Falcons	11	8	3	0	.727
7. Indianapolis Colts	10	7	3	0	.700
Kansas City Chiefs	10	7	3	0	.700
New England Patriots	10	7	3	0	.700
10. Dallas Cowboys	12	8	4	0	.667

Note: Does not include season openers; nine-day rest period does not include game days

GAMES PLAYED AND STARTED BY ROOKIES

In 2022, a total of 16 Titans rookies combined to record 145 games played, which tied for the third-highest total in the NFL. Only the Chicago Bears (202) and Kansas City Chiefs (154) had more combined games played by rookies than the Titans.

Cornerback **Roger McCreary**, tight end **Chig Okonkwo** and punter **Ryan Stonehouse** were the three Titans rookies who participated in all 17 games. The rest of the Titans' list included right tackle **Nicholas Petit-Frere** (16 games), running back **Hassan Haskins** (15), cornerback **Tre Avery** (14), wide receiver **Treyton Burks** (11), quarterback **Malik Willis** (eight), defensive back **Josh Thompson** (six), running back **Julius Chestnut** (six), defensive end **Sam Okuayinonu** (six), linebacker **Jack Gibbens** (five), wide receiver **Kyle Philips** (four), kicker **Caleb Shudak** (one), defensive lineman **Jayden Peevy** (one) and offensive lineman **Xavier Newman** (one).

Most total games played by rookies in 2022:

Team	Games Played
1. Chicago Bears	202
2. Kansas City Chiefs	154
3. Tennessee Titans	145
Dallas Cowboys	145
5. Indianapolis Colts	142
Cleveland Browns	142
7. Tampa Bay Buccaneers	140
8. Houston Texans	138
9. Green Bay Packers	133
Los Angeles Chargers	133

The Titans also had 56 total games started by their rookie class in 2022. That ranked sixth in the NFL. McCreary led the way as the team's only rookie with starts in all 17 games.

Most total starts by rookies in 2022:

Team	Games Started
1. Houston Texans	81
2. Seattle Seahawks	70
3. Chicago Bears	68
4. New York Giants	65
5. Kansas City Chiefs	61
6. Tennessee Titans	56
7. Detroit Lions	52
8. Jacksonville Jaguars	49
9. Green Bay Packers	48
10. Tampa Bay Buccaneers	43

Within the franchise's "Titans era" (1999 to present), the 145 games played by rookies and the 56 total starts by rookies each ranked second. The 2004 Titans rookie class played in a total of 176 games to set the benchmark for the era, while the 2005 team's 60 starts by rookies still stands as the high.

Most total games played in a season by Titans rookies, 1999–2022:

Season	Games Played
1. 2004	176
2. 2022	145
3. 2005	139
4. 2000	136
5. 2002	132
6. 2012	130
7. 2015	128
8. 2006	114
9. 2016	113
10. 2011	109

Most total starts in a season by Titans rookies, 1999–2022:

Team	Games Started
1. 2005	60
2. 2022	56
3. 2004	50
4. 2017	42
5. 2015	39
2011	39
7. 2016	38
8. 2014	35
9. 2019	34
10. 2002	33

MOST PLAYERS FROM 2021-22

In each of the 2021 and 2022 seasons, the Titans led the NFL in the total number of players who played in at least one game. Over that time, the Titans had 137 different players take the field. The next-closest team was the Chicago Bears with 133 total players used.

In 2022, the Titans led the NFL with 86 players who participated in a game, including a league-high 40 players who played on defense and a league-high 74 players who played on special teams. Their 36 different offensive players ranked sixth.

During the 2021 regular season, a total of 91 players appeared in at least one game for the Titans. It was the most in NFL history outside of the 1987 strike season that included replacement players.

Most total players used in 2022:

Team	Players
1. Tennessee Titans	86
2. Arizona Cardinals	84
3. Denver Broncos	81
4. Los Angeles Rams	80
5. Chicago Bears	78
New York Giants	78
7. Baltimore Ravens	76
Detroit Lions	76
9. New Orleans Saints	75
10. Houston Texans	74

Most total players used from 2021 to 2022:

Team	Players
1. Tennessee Titans	137
2. Chicago Bears	133
3. Las Vegas Raiders	122
4. Houston Texans	120
New York Giants	120
6. New York Jets	118
7. Detroit Lions	116
New Orleans Saints	116
9. Arizona Cardinals	115
Cleveland Browns	115

Most players used in a single NFL season (does not include 1987 strike season):

Team	Season	Players
1. Tennessee Titans	2021	91
2. New York Jets	2021	87
3. Tennessee Titans	2022	86
4. Houston Texans	2021	85
Detroit Lions	2021	85
New Orleans Saints	2021	85
7. Arizona Cardinals	2022	84
San Francisco 49ers	2020	84
Miami Dolphins	2019	84
10. Washington Commanders	2021	82

LEAST PENALIZED TEAMS FROM 2018–2022

Under head coach **Mike Vrabel**, who was named to his current post in 2018, the Titans have been one of the NFL's least penalized teams. They have been called for 481 penalties during that time, which ranks 10th in the league.

In 2018, the Titans were called for only 82 penalties, leading the NFL and setting a team record for the lowest number in a 16-game season (since 1978, excluding strike-shortened 1982 and 1987 seasons). They received no more than four penalties in nine of their 16 games. The previous franchise record for fewest penalties in a 16-game season was 84 by the 1983 Oilers.

Fewest total penalties from 2018–2022:

Team	Penalties
1. Los Angeles Rams	437
2. Cincinnati Bengals	443
3. New England Patriots	448
4. Green Bay Packers	450
5. Indianapolis Colts	458
6. Atlanta Falcons	463
7. Minnesota Vikings	469
8. Chicago Bears	474
9. New York Giants	479
10. Tennessee Titans	481

RED ZONE SUCCESS, 2019–2022

During the past four seasons, the Titans have fielded one of the NFL's most efficient offenses in the red zone. From 2019 to 2022, they had 148 touchdowns in 212 possessions inside their opponent's 20-yard line.

During the 2019 campaign alone, they scored touchdowns on 75.6 percent (34 of 45) of their drives inside the opponent's 20-yard line to lead the league. That was the third-best figure in the NFL since 1991 and the highest since the 2013 Denver Broncos (76.1 percent).

In 2022, the Titans ranked sixth in the NFL with a red-zone efficiency of 64.3 percent. They scored 27 touchdowns on 42 drives inside the 20.

Top red zone offenses (touchdown percentage) from 2019–2022:

Team	RZ Drives	Touchdowns	TD Pct.
1. Tennessee Titans	212	148	69.8%
2. Philadelphia Eagles	220	142	64.5%
3. Minnesota Vikings	232	149	64.2%
4. Green Bay Packers	234	149	63.7%
5. Tampa Bay Buccaneers	233	148	63.5%
6. Seattle Seahawks	219	136	62.1%
7. Kansas City Chiefs	249	154	61.8%
8. Cleveland Browns	209	129	61.7%
9. New Orleans Saints	229	141	61.6%
10. Buffalo Bills	247	150	60.7%

Top red zone offenses (touchdown percentage) in 2022:

Team	RZ Drives	Touchdowns	TD Pct.
1. Dallas Cowboys	56	40	71.4%
2. Kansas City Chiefs	72	50	69.4%
3. Philadelphia Eagles	59	40	67.8%
4. Detroit Lions	68	45	66.2%
5. Cincinnati Bengals	57	37	64.9%
6. Tennessee Titans	42	27	64.3%
7. New York Giants	49	31	63.3%
8. Minnesota Vikings	64	40	62.5%
9. Buffalo Bills	58	35	60.3%
10. Miami Dolphins	50	30	60.0%

GOAL-TO-GO SINCE 2019

From 2019 through 2022, the Titans were the most efficient NFL team in scoring in goal-to-go situations. Over that time period, they reached the end zone 97 times in 107 total goal-to-go possessions (90.7 percent).

In 2022, they led the NFL in the category for the fourth consecutive season, crossing the goal line 15 times in 16 opportunities for a rate of 93.8 percent.

Since 2000, the Titans own the best two single-season goal-to-go percentages in the NFL. The 2020 squad established the best mark in that period with a 94.1 percentage (32 of 34), followed by their 2022 effort.

Best goal-to-go touchdown efficiency from 2019–2022:

Team	Poss	TD	Pct
1. Tennessee Titans	107	97	90.7%
2. Seattle Seahawks	99	79	79.8%
3. Philadelphia Eagles	134	105	78.4%
4. New York Giants	85	66	77.6%
5. Tampa Bay Buccaneers	150	115	76.7%
6. Kansas City Chiefs	148	113	76.4%
7. Detroit Lions	118	90	76.3%
8. Dallas Cowboys	112	85	75.9%
9. Los Angeles Rams	129	97	75.2%
10. Green Bay Packers	128	96	75.0%
Cleveland Browns	116	87	75.0%

20-YARD RECEPTIONS BY ROOKIES

Titans rookies accounted for 18 total receptions of 20-plus yards in 2022. The team's rookie class ranked third in the NFL in 20-yard catches behind only the Pittsburgh Steelers (20) and New Orleans Saints (19).

Wide receiver **Treyton Burks** led the Titans with eight receptions of at least 20 yards, which tied for sixth place among all NFL rookies. Tight end **Chig Okonkwo** tied for ninth place in the league among rookies with seven such catches. Additionally, wide receiver **Kyle Philips** (two) and running back **Julius Chestnut** (one) contributed receptions of 20-plus yards to the Titans offense.

Receptions of 20-plus yards by rookies:

Rookie Class	Rookie Receptions of 20+ Yards
1. Pittsburgh Steelers	20
2. New Orleans Saints	19
3. Tennessee Titans	18
4. Green Bay Packers	17
5. New York Jets	15
6. Atlanta Falcons	14
7. Indianapolis Colts	12
8. Washington Commanders	11
9. Denver Broncos	8
10. (four tied)	5



TOP RUSHING OFFENSES SINCE 2020

From 2020 through 2022, the Titans were one of the NFL's most productive rushing offenses. Their 144.5 rushing yards per game ranked fourth in the NFL behind only the Baltimore Ravens (165.4), Cleveland Browns (146.7) and Philadelphia Eagles (145.0).

In 2021, the Titans finished with the fifth-ranked rushing offense (141.4 yards per game). That followed a 2020 campaign in which they ranked second in rushing (168.1).

NFL's top-ranked rushing offenses from 2020 to 2022 (yards per game):

Team	Rush Yards Per Game
1. Baltimore Ravens	165.4
2. Cleveland Browns	146.7
3. Philadelphia Eagles	145.0
4. Tennessee Titans	144.5
5. Chicago Bears	133.6
6. San Francisco 49ers	128.3
7. Indianapolis Colts	128.0
8. New England Patriots	126.2
9. Buffalo Bills	125.8
10. New Orleans Saints	124.8

TOUCHDOWNS SINCE 2019

Since the beginning of the 2019 season, the Titans rank near the top of the NFL in total touchdowns scored. That includes a 2020 campaign in which the team finished with 62 total touchdowns, which ranked second in the NFL and second all-time for the franchise (66 in 1961).

Most total touchdowns from 2019 to 2022:

Team	Total Touchdowns
1. Kansas City Chiefs	225
2. Dallas Cowboys	210
3. Tampa Bay Buccaneers	208
4. Green Bay Packers	206
5. Buffalo Bills	205
6. San Francisco 49ers	204
7. Minnesota Vikings	200
8. Tennessee Titans	199
9. Seattle Seahawks	197
Philadelphia Eagles	197



RUSHING DEFENSE SINCE 2021

Since the beginning of the 2021 season, the Titans have had one of the NFL's stingiest defenses against the run.

In 2022, the Titans led the NFL in rushing defense for the first time since 2003. They allowed only 1,307 total rushing yards in 17 games for a league-best average of 76.9 yards per contest.

In 2021, the Titans placed second in the NFL in rushing defense. Their opponents rushed for an average of 84.6 yards per contest. Only the Baltimore Ravens (84.5) defense allowed fewer yards on the ground.

From 2021 through 2022, the Titans allowed a total of two individual 100-yard rushers—one each season. In 2021, they did not allow a 100-yard individual rushing performance after Jacksonville's **James Robinson** had 149 rushing yards in Week 5 (Oct. 10). In 2022, the New York Giants' **Saquon Barkley** opened the campaign with 164 rushing yards against the Titans, marking the first and only 100-yard game of the season by a Titans opponent.

Top rushing defenses in 2022 (yards per game):

Team	Opp Rush Yards	Per Game
1. Tennessee Titans	1,307	76.9
2. San Francisco 49ers	1,321	77.7
3. Baltimore Ravens	1,566	92.1
4. Miami Dolphins	1,751	103.0
5. Buffalo Bills	1,673	104.6
6. New England Patriots	1,793	105.5
7. Cincinnati Bengals	1,706	106.6
8. Kansas City Chiefs	1,823	107.2
9. Pittsburgh Steelers	1,838	108.1
10. Denver Broncos	1,866	109.8

Top rushing defenses from 2021 to 2022 (yards per game):

Team	Opp Rush Yards	Per Game
1. Tennessee Titans	2,745	80.7
2. Baltimore Ravens	3,002	88.3
3. San Francisco 49ers	3,081	90.6
4. Cincinnati Bengals	3,448	104.5
5. Miami Dolphins	3,618	106.4
6. Tampa Bay Buccaneers	3,625	106.6
7. Buffalo Bills	3,539	107.2
8. Washington Commanders	3,701	108.9
9. Los Angeles Rams	3,710	109.1
10. Denver Broncos	3,758	110.5

BEST RUSHING DEFENSES IN TEAM HISTORY

Over the past two seasons, the Titans fielded two of the top rushing defenses in team history. In 2022, their average of only 76.9 opponent rushing yards per game not only led the league but also ranked second in Titans/Oilers annals. Only the 1960 inaugural Oilers squad allowed fewer rushing yards per game (73.4).

The 2021 Titans defense allowed 84.6 rushing yards per game, which now stands as the fifth-best number in Titans/Oilers history.

Top rushing defenses in franchise history (opponent rushing yards per game):

Season	Games	Att	Yards	Avg	TD	Rushing Yards Allowed/Game
1. 1960	14	438	1,027	2.34	6	73.4
2. 2022	17	390	1,307	3.35	9	76.9
3. 1993	16	369	1,273	3.45	9	79.6
4. 2003	16	342	1,295	3.79	10	80.9
5. 2021	17	368	1,438	3.91	14	84.6
6. 1996	16	397	1,385	3.49	5	86.6
7. 2000	16	387	1,390	3.59	7	86.9
8. 2016	16	356	1,413	3.97	10	88.3
9. 2017	16	398	1,420	3.57	5	88.8
10. 2002	16	372	1,424	3.83	7	89.0

The Titans kept 14 opponents under 100 rushing yards as a team in each of the 2021 and 2022 seasons—tying for the most in franchise history. Prior to 2021, when the schedule was changed to a 17-game format, the franchise high for games in a season in which the Titans/Oilers held opponents under the 100-yard rushing mark was 12 games in 1996, 2002 and 2003.

Most Titans/Oilers games in a season without allowing 100 opponent rushing yards:

Season	Games
1. 2022	14
2021	14
3. 1996	12
2002	12
2003	12
6. (five tied)	11

THIRD-DOWN DEFENSE SINCE 2021

The Titans have fielded one of the NFL's best third-down defenses since the start of the 2021 season.

The Titans placed third in third-down defense in 2022. Opponents converted 77 of 225 attempts for a rate of 34.2 percent. Only the Washington Commanders (31.9) and Denver Broncos (34.1) were better.

They concluded 2021 ranked sixth on third down, allowing opponents to convert on 77 of their 210 chances for a rate of 36.7 percent. Over the final month of the 2021 campaign (Weeks 15-18), the Titans ranked third in the NFL by allowing opponents to convert only 28.6 percent on third down (12 of 42).

Top third-down defenses in 2022:

Team	Opponents Third-Down...		
	Att	Conv	Pct
1. Washington Commanders	210	67	31.9%
2. Denver Broncos	220	75	34.1%
3. Tennessee Titans	225	77	34.2%
4. Baltimore Ravens	209	73	34.9%
5. New York Giants	205	72	35.1%
6. Tampa Bay Buccaneers	236	87	36.9%
7. Buffalo Bills	208	78	37.5%
8. Green Bay Packers	194	73	37.6%
9. Dallas Cowboys	231	87	37.7%
10. Indianapolis Colts	224	85	37.9%

Top third-down defenses from 2021 to 2022:

Team	Opponents Third-Down...		
	Att	Conv	Pct
1. Buffalo Bills	422	144	34.1%
2. Baltimore Ravens	410	143	34.9%
3. Tennessee Titans	435	154	35.4%
4. Dallas Cowboys	454	163	35.9%
5. Minnesota Vikings	429	160	37.3%
6. New York Giants	431	162	37.6%
7. Tampa Bay Buccaneers	462	174	37.7%
8. Pittsburgh Steelers	448	171	38.2%
9. New England Patriots	452	174	38.5%
10. Indianapolis Colts	434	170	39.2%
Kansas City Chiefs	421	165	39.2%

KEY NUMBERS

6

Total 2023 draft picks by the Titans entering their first NFL preseason, including first-round offensive lineman **Peter Skoronski**, second-round quarterback **Will Levis**, third-round running back **Tyjae Spears**, fifth-round tight end **Josh Whyle**, sixth-round offensive lineman **Jaelyn Duncan** and seventh-round wide receiver **Colton Dowell**.

17.0

Team-leading sacks by **Denico Autry** from 2021 to 2022. His eight sacks in 2022 also led the squad.

21.0

Career sacks by defensive tackle **Jeffery Simmons**, including 7.5 sacks in 2022.

27

Interceptions from 2017 to 2022 by Titans safety **Kevin Byard**, who ranked first among safeties and second in the NFL in that time period behind **Xavien Howard** (28).

50

Total wins, including playoffs, by Titans head coach **Mike Vrabel**, who is in his sixth season with the franchise. He passed **Jack Pardee** (44-35) for the third-highest win total in franchise history.

53.1

Gross punting average in 2022 by Titans rookie **Ryan Stonehouse**, who led the NFL in the category and broke **Sammy Baugh's** 82-year-old NFL record (51.4) for gross punting average in a season.

81

Total career touchdowns by **Derrick Henry**, who broke **Eddie George's** previous franchise record (74) in Week 8 of 2022.

91

Players allowed on the Titans roster at the beginning of training camp, including one international exemption (TE **Thomas Odukoya**). The roster must be trimmed to 53 active players by Aug. 29.

100.7

Passer rating by **Ryan Tannehill** since he stepped into the Titans' starting lineup in Week 7 of the 2019 season. Among active quarterbacks, he is tied for the fourth-best mark in the NFL in that time period.

145

Total games played in 2022 by Titans rookies, which tied for the third-largest total in the NFL.

450


Receiving yards by rookie tight end **Chig Okonkwo**, who led all rookie tight ends in 2022 and broke **Ben Troupe's** franchise record (329) for receiving yards by a rookie tight end.

853

NFL-leading number of receptions by **DeAndre Hopkins** from 2013 through 2022. During that time he also led the league in receptions for first downs (594), ranked second in receiving yards (11,298) and ranked fourth in receiving touchdowns (71).

8,335

Career rushing yards by **Derrick Henry**, who passed **Chris Johnson** (7,965) in 2022 for third place on the franchise's all-time rushing list behind **Eddie George** (10,009) and **Earl Campbell** (8,574). No NFL player had more rushing yards than Henry from 2016 through 2022.



TITANS QUARTERBACKS

No.	Name	Ht	Wt	Exp	College
8	Levis, Will	6-4	229	R	Kentucky
17	Tannehill, Ryan	6-4	217	12	Texas A&M
7	Willis, Malik	6-1	219	2	Liberty

#17 • QB RYAN TANNEHILL

6-4, 207, 12th Year (5th with Titans), Texas A&M
[Click for complete bio](#)



Quarterback **Ryan Tannehill** is in his 12th NFL season and his fifth campaign with the Titans in 2023.

During his first four seasons in Tennessee, Tannehill built a 36-19 record as a starting quarterback and led the team to the postseason three times (2019 to 2021), becoming the franchise's first starting quarterback since **Warren Moon** (1987 to 1993) to direct his team to the playoffs in at least three consecutive seasons. After appearing in the AFC championship game as a wild card team in 2019, the Titans won consecutive division titles in 2020 and 2021, a first for the franchise since the Oilers took the first three AFL Eastern Division titles from 1960 to 1962.

Tannehill's 36 wins as a starting quarterback at the end of the 2022 season ranked fifth in franchise history and were more than any other player in team annals in his first four years with the club. His win total trailed only that of **Steve McNair** (76), **Moon** (70), **Dan Pastorini** (53) and **George Blanda** (44).

At the conclusion of 2022, Tannehill ranked among the franchise career leaders in several categories: first in passer rating (100.5), first in completion percentage (66.9), sixth in passing yards (12,831), fifth in passing touchdowns (89), sixth in passing attempts (1,623) and sixth in completions (1,085).

Since the week of Tannehill's first start in a Titans uniform (Oct. 20, 2019) through the conclusion of 2022, Tannehill's 100.7 passer rating ranked fourth in the NFL behind only **Aaron Rodgers** (106.0), **Patrick Mahomes** (103.3) and **Jimmy Garoppolo** (100.8).

Tannehill started every game from Week 7 of the 2019 campaign through the sixth game of 2022. His 49 consecutive starts in the regular season broke McNair's record (2001-03) for the most in franchise history by a starting quarterback.

In 2021, he placed third on the franchise's single-season passing charts in attempts (531), completions (357) and completion percentage (67.2), and he ranked fourth with 3,734 passing yards. He became the only quarterback other than Moon (1989-1991) to record multiple seasons with at least 3,500 passing yards with the franchise. Additionally, he rushed for 270 yards, and his seven rushing touchdowns ranked second among NFL signal callers behind **Jalen Hurts'** 10. Tannehill was the first quarterback in franchise annals with at least seven rushing touchdowns in back-to-back seasons.

After receiving a multi-year contract extension during the 2020 offseason, Tannehill responded with 16 starts for the first time since 2015 and produced one of the best seasons of any quarterback in franchise history. A Titans team captain for the first time, his statistics finished in the top five of several of the organization's single-season record lists, including 40 total touchdowns (first), a 106.5 passer rating (second), 3,819 passing yards (third), 33 touchdown passes (tied for second), 65.5 completion percentage (fourth) and 7.9 yards per attempt (tied for fifth). Tannehill became the fourth player in NFL history with a passer rating of at least 106.0 in consecutive seasons, joining **Drew Brees** (2018-20), **Russell Wilson** (2018-19) and **Rodgers** (2011-12).

Also in 2020, Tannehill and Buffalo's **Josh Allen** became the fourth and fifth quarterbacks in NFL history with at least 3,800 passing yards, 33 passing touchdowns and seven rushing touchdowns in the same season. Only **Cam Newton** (2015), **Daunte Culpepper** (2000) and **Steve Young** (1994) had done so previously.

In 2019, Tannehill set single-season franchise records and led the NFL with a 117.5 passer rating and a passing average of 9.6 yards per

attempt. His passer rating was the fourth-highest figure in NFL history among qualifiers. Additionally, he set a club record and placed third in the NFL with a 70.3 completion percentage.

Tannehill was named AFC Offensive Player of the Month for December 2019 and was named to his first career Pro Bowl. He also won the Associated Press Comeback Player of the Year Award.

Originally a first-round selection (eighth overall) by the Miami Dolphins in the 2012 NFL Draft, Tannehill was acquired by the Titans in a trade with the Dolphins on March 15, 2019. The Titans sent a 2019 seventh-round pick and a 2020 fourth-round selection to Miami in exchange for Tannehill and a 2019 sixth-rounder.

Over his seven seasons in Miami, he started 88 games, threw for 20,434 yards and 123 touchdowns, and rushed for 1,210 yards and six scores. When he left Miami, he ranked second in franchise history behind **Chad Pennington** in both career completion percentage (62.8) and career passer rating (87.0). He authored 13 game-winning drives for the Dolphins.

From 2012 through 2015, Tannehill's passing yardage total—15,460 yards—was the third highest mark in NFL history for a player's first four seasons, behind only **Peyton Manning** and **Dan Marino**. Tannehill's two 4,000-yard passing seasons (2015 and 2014) were the only ones recorded by a Dolphins quarterback other than Marino (six times). The Dolphins reached the playoffs in 2016, breaking an eight-year postseason drought.

A native of Big Spring, Texas, Tannehill attended Texas A&M, where he earned honorable mention All-America honors as a senior. He played both quarterback and wide receiver, passing for 5,450 yards and 42 touchdowns and adding 112 receptions for 1,596 yards and 10 scores.

ALL-TIME FRANCHISE PASSING LEADERS

Ryan Tannehill now ranks among the Titans/Oilers career passing leaders in several categories. He owns the franchise's top passer rating and top completion percentage among all qualifiers (minimum 1,500 attempts).

Franchise career passer rating leaders (min. 1,500 attempts):

Player	Years	Passer Rating
1. Ryan Tannehill	2019-2023	100.5
2. Marcus Mariota	2015-2019	89.6
3. Steve McNair	1995-2005	83.3
4. Warren Moon	1984-1993	80.4
5. George Blanda	1960-1966	62.5
6. Dan Pastorini	1971-1979	61.0

Franchise career completion percentage leaders (min. 1,500 attempts):

Player	Years	Completion %
1. Ryan Tannehill	2019-2023	66.9
2. Marcus Mariota	2015-2019	62.9
3. Steve McNair	1995-2005	59.5
4. Warren Moon	1984-1993	57.9
5. Dan Pastorini	1971-1979	51.5
6. George Blanda	1960-1966	48.4

Franchise career passing yardage leaders:

Player	Years	Passing Yards
1. Warren Moon	1984-1993	33,685
2. Steve McNair	1995-2005	27,141
3. George Blanda	1960-1966	19,149
4. Dan Pastorini	1971-1979	16,846
5. Marcus Mariota	2015-2019	13,207
6. Ryan Tannehill	2019-2023	12,831

Franchise career passing touchdown leaders:

Player	Years	Passing TDs
1. Warren Moon	1984-1993	196
2. George Blanda	1960-1966	165
3. Steve McNair	1995-2005	156
4. Dan Pastorini	1971-1979	96
5. Ryan Tannehill	2019-2023	89
6. Marcus Mariota	2015-2019	76

Tannehill's Career Regular Season Statistics (2012-18 with Miami):

Year	Passing															Rushing					
	G	S	Att	Cmp	Pct	Yds	Yd/Att	TD	TD%	Int	Int%	Lg	Sack	Lost	Rate	Att	Yds	Avg	Lg	TD	
2012	16	16	484	282	58.3	3,294	6.8	12	2.5	13	2.7	80	35	234	76.1	49	211	4.3	31	2	
2013	16	16	588	355	60.4	3,913	6.7	24	4.1	17	2.9	67	58	399	81.7	40	238	6.0	48	1	
2014	16	16	590	392	66.4	4,045	6.9	27	4.6	12	2.0	50	46	337	92.8	56	311	5.6	40	1	
2015	16	16	586	363	61.9	4,208	7.2	24	4.1	12	2.0	54	45	420	88.7	32	141	4.4	28	1	
2016	13	13	389	261	67.1	2,995	7.7	19	4.9	12	3.1	74	29	216	93.5	39	164	4.2	18	1	
2017	0	0																			
2018	11	11	274	176	64.2	1,979	7.2	17	6.2	9	3.3	75	35	279	92.7	32	145	4.5	20	0	
2019	12	10	286	201	70.3	2,742	9.6	22	7.7	6	2.1	91	31	212	117.5	43	185	4.3	25	4	
2020	16	16	481	315	65.5	3,819	7.9	33	6.9	7	1.5	75	24	173	106.5	43	266	6.2	45	7	
2021	17	17	531	357	67.2	3,734	7.0	21	4.0	14	2.6	57t	47	327	89.6	55	270	4.9	28	7	
2022	12	12	325	212	65.2	2,536	7.8	13	4.0	6	1.8	69	33	238	94.6	34	98	2.9	17	2	
Totals	145	143	4,534	2,914	64.3	33,265	7.3	212	4.7	108	2.4	91t	383	2,835	91.9	423	2,029	4.8	48	26	

Tannehill's Career Postseason Statistics:

Year	Passing															Rushing				
	G	S	Att	Cmp	Pct	Yds	Yd/Att	TD	TD%	Int	Int%	Lg	Sack	Lost	Rate	Att	Yds	Avg	Lg	TD
2016	0	0	0	0	-	0	-	0	-	0	-	-	0	0	-	0	0	-	-	0
2019	3	3	60	36	60.0	369	6.2	5	8.3	1	1.7	45	5	40	98.5	13	35	2.7	9	1
2020	1	1	26	18	69.2	165	6.3	1	3.8	1	3.8	35	1	7	83.0	2	6	3.0	4	0
2021	1	1	24	15	62.5	220	9.2	1	4.2	3	12.5	41	1	7	66.7	3	12	4.0	8	0
Totals	5	5	110	69	62.7	754	6.9	7	6.4	5	4.5	45t	7	54	85.2	18	53	2.9	9	1

Tannehill's Regular Season Single-Game Highs:

- Attempts** - 58 at N.Y. Jets (11/29/15)
- Completions** - 35 (Twice, last vs. Houston, 11/21/21)
- Passing Yards** - 431 at Arizona (9/30/12)
- Touchdown Passes** - 4 (Five times, last at Houston, 1/9/22)
- Long Completion** - 91t at Oakland (12/8/19)
- Completion Percentage** - 81.5 at Green Bay (11/17/22)
- Passer Rating** - 155.3 vs. Oakland (9/23/18)
- Rushing Attempts** - 8 (Twice, last at N.Y. Jets, 9/16/18)
- Rushing Yards** - 56 (Twice, last vs. Indianapolis, 9/26/21)
- Long Rush** - 48 at Pittsburgh (12/8/13)
- Rushing Touchdowns** - 2 (Three times, last at Houston, 1/3/21)

Tannehill's Playoff Single-Game Highs:

- Attempts** - 31 at Kansas City (1/19/20)
- Completions** - 21 at Kansas City (1/19/20)
- Passing Yards** - 220 vs. Cincinnati (1/22/22)
- Touchdown Passes** - 2 (Twice, last at Kansas City, 1/19/20)
- Long Completion** - 45t at Baltimore (1/11/20)
- Completion Percentage** - 69.2 vs. Baltimore (1/10/21)
- Passer Rating** - 108.1 at Kansas City (1/19/20)
- Rushing Attempts** - 6 at Baltimore (1/11/20)
- Rushing Yards** - 13 at Baltimore (1/11/20)
- Long Rush** - 9 at Baltimore (1/11/20)
- Rushing Touchdowns** - 1 at Baltimore (1/11/20)

A NEW START

Since **Ryan Tannehill's** first start with the Titans, which took place Oct. 20, 2019 against the Los Angeles Chargers, he has been one of the NFL's passing leaders in several categories. From that week through the 2022 season, his 100.7 passer rating ranked fourth in the NFL behind only **Aaron Rodgers** (106.0), **Patrick Mahomes** (103.3) and **Jimmy Garoppolo** (100.8).

Highest passer rating among active players since Ryan Tannehill became the Titans starter in Week 7 of 2019 (minimum 14 attempts per team game):

Player	Att	Cmp	Pct	Yds	TD	Int	Rating
1. Aaron Rodgers	1,949	1,304	66.9%	14,521	129	23	106.0
2. Patrick Mahomes	2,148	1,433	66.7%	16,756	128	35	103.3
3. Jimmy Garoppolo	1,219	829	68.0%	10,158	63	29	100.8
4. Ryan Tannehill	1,607	1,072	66.7%	12,687	89	32	100.7
Kirk Cousins	2,009	1,344	66.9%	15,262	114	37	100.7
6. Deshaun Watson	1,008	674	66.9%	8,133	54	21	100.6
7. Joe Burrow	1,530	1,044	68.2%	11,774	82	31	100.4
8. Dak Prescott	1,597	1,063	66.6%	12,183	88	34	98.8
9. Matthew Stafford	1,550	1,030	66.5%	12,169	87	38	98.7
10. Lamar Jackson	1,290	829	64.3%	9,501	84	30	98.3



QB WINNING PERCENTAGE SINCE 2019

Since the time he took over as the starting quarterback for the Titans in Week 7 of the 2019 season, **Ryan Tannehill** built one of the NFL's best records. From 2019 through 2022, his .655 winning percentage ranked eighth in the NFL among all signal callers with at least 25 starts during that time.

Highest winning percentage by starting quarterbacks from 2019 to 2022 (minimum 25 starts):

Quarterback	Starts	W	L	T	Win Pct.
1. Patrick Mahomes	63	51	12	0	.810
2. Josh Allen	65	47	18	0	.723
3. Aaron Rodgers	65	47	18	0	.723
4. Lamar Jackson	54	39	15	0	.722
5. Jimmy Garoppolo	47	32	15	0	.681
6. Jalen Hurts	34	23	11	0	.676
7. Tom Brady	66	44	22	0	.667
8. Ryan Tannehill	55	36	19	0	.655
9. Ben Roethlisberger	33	21	12	0	.636
10. Tua Tagovailoa	34	21	13	0	.618

QB WINS, FIRST FOUR SEASONS

In 2022, Titans quarterback **Ryan Tannehill** improved to 36-19 as a starter since he was traded from the Dolphins to the Titans in 2019.

Tannehill is off to arguably the best beginning to any quarterback's tenure in franchise history. He has more regular season wins—36—than any other starting signal caller in franchise history over the player's first four years with the club, surpassing **George Blanda**, who won 34 regular season starts for the Oilers from 1960 to 1963.

Tannehill moved past **Vince Young** (30 wins) for fifth place on the team's all-time wins list for starting quarterbacks. He trails only **Steve McNair** (76), **Warren Moon** (70), **Dan Pastorini** (53) and Blanda (44).

Most wins by a starting quarterback in his first four regular seasons with the Titans/Oilers franchise:

Quarterback	Years 1-4	Wins in ...				Total
		Year 1	Year 2	Year 3	Year 4	
1. Ryan Tannehill	2019-2022	7	11	12	6	36
2. George Blanda	1960-1963	8	9	11	6	34
3. Marcus Mariota	2015-2018	3	8	9	7	27
4. Vince Young	2006-2009	8	9	1	8	26
5. Steve McNair	1995-1998	2	2	8	8	20
Warren Moon	1984-1987	3	4	5	7	19



RYAN TANNEHILL'S STARTING RECORD WHEN ...

Record When Tannehill	Regular Season			Playoff Career
	2022	2019-22	Career	
Starts at quarterback	6-6	36-19	78-65	2-3
Starts vs. division opponents	2-1	15-4	28-23	0-0
Passes for 300 or more yards	1-0	6-3	12-13	0-0
Completes 1 or more TD passes	5-3	31-15	68-46	2-3
Completes 2 or more TD passes	3-2	22-7	49-19	1-1
Completes 3 or more TD passes	0-0	9-2	20-5	0-0
Starts and passes for no INTs	4-3	24-7	49-22	1-1
Completes 70.0% of his passes	3-0	19-1	38-6	0-0
Has a passer rating of 80.0+	6-4	33-12	70-32	1-1
Has a passer rating of 90.0+	5-4	31-9	63-17	1-1
Has a passer rating of 100.0+	2-1	24-4	42-8	1-1
Sacked 0 times	0-0	4-0	7-3	0-0
Rushes for 1 or more TDs	1-1	11-6	13-10	1-0
Rushes for 2 or more TDs	0-0	3-0	3-0	0-0
Rushes and Passes for 1 TD	1-0	9-4	10-5	1-0

RUSHING EFFICIENCY AMONG QBs

Titans quarterback **Ryan Tannehill's** ability to rush efficiently has reaped benefits since he arrived in Tennessee. From 2019 through 2021, he had 69 first downs on 106 total non-kneel-down rushing attempts, and in that time period, his 65.1 percent conversion rate was the best in the league among signal callers with 50 such attempts.

Tannehill also ranked third in the NFL from 2019 through 2021 with 18 rushing touchdowns. Only **Josh Allen** (23) and **Kyler Murray** (20) had more.

Highest percentage of rushing attempts for first downs by quarterbacks from 2019 to 2022 (kneel-downs excluded; minimum 50 non-kneel-down attempts):

Quarterback	Rush Att	Yards	TD	First Down	First Down Pct.
1. Ryan Tannehill	128	865	20	81	63.3%
2. Tom Brady	54	166	9	33	61.1%
3. Jacoby Brissett	120	578	10	66	55.0%
4. Jimmy Garoppolo	81	207	6	42	51.9%
5. Kirk Cousins	87	479	5	43	49.4%
6. Justin Herbert	132	722	8	65	49.2%
7. Josh Allen	393	2,525	30	189	48.1%
8. Jameis Winston	74	457	2	35	47.3%
Patrick Mahomes	182	1,318	10	86	47.3%
10. Joe Burrow	119	550	10	55	46.2%

Most rushing touchdowns by quarterback from 2019 to 2022:

Quarterback	Rush TD
1. Josh Allen	30
2. Jalen Hurts	26
3. Kyler Murray	23
4. Ryan Tannehill	20
5. Lamar Jackson	19
6. Cam Newton	17
7. Daniel Jones	12
8. Deshaun Watson	11
Sam Darnold	11
10. (five tied)	10

2020 NFL PASSING LEADERS

Ryan Tannehill finished among the 2020 NFL passing leaders in several categories.

Highest passer rating in 2020 (qualifiers only):

Player	Team	Passer Rating
1. Aaron Rodgers	Green Bay Packers	121.5
2. Deshaun Watson	Houston Texans	112.4
3. Patrick Mahomes	Kansas City Chiefs	108.2
4. Josh Allen	Buffalo Bills	107.2
5. Ryan Tannehill	Tennessee Titans	106.5
6. Drew Brees	New Orleans Saints	106.4
7. Russell Wilson	Seattle Seahawks	105.1
8. Kirk Cousins	Minnesota Vikings	105.0
9. Tom Brady	Tampa Bay Buccaneers	102.2
10. Derek Carr	Las Vegas Raiders	101.4

Most touchdown passes in 2020:

Player	Team	TD Passes
1. Aaron Rodgers	Green Bay Packers	48
2. Russell Wilson	Seattle Seahawks	40
Tom Brady	Tampa Bay Buccaneers	40
4. Patrick Mahomes	Kansas City Chiefs	38
5. Josh Allen	Buffalo Bills	37
6. Kirk Cousins	Minnesota Vikings	35
7. Ryan Tannehill	Tennessee Titans	33
Deshaun Watson	Houston Texans	33
Ben Roethlisberger	Pittsburgh Steelers	33
10. Justin Herbert	Los Angeles Chargers	31

Highest passing average in 2020 (yards per attempt):

Player	Team	Yards/Att
1. Deshaun Watson	Houston Texans	8.9
2. Kirk Cousins	Minnesota Vikings	8.3
3. Aaron Rodgers	Green Bay Packers	8.2
4. Patrick Mahomes	Kansas City Chiefs	8.1
5. Josh Allen	Buffalo Bills	7.9
Ryan Tannehill	Tennessee Titans	7.9
Derek Carr	Las Vegas Raiders	7.9
8. Ryan Fitzpatrick	Miami Dolphins	7.8
9. Matthew Stafford	Detroit Lions	7.7
Philip Rivers	Indianapolis Colts	7.7

Highest touchdown-to-interception ratio in 2020:

Player	Team	TDs per INT
1. Aaron Rodgers	Green Bay Packers	9.60
2. Patrick Mahomes	Kansas City Chiefs	6.33
3. Ryan Tannehill	Tennessee Titans	4.71
Deshaun Watson	Houston Texans	4.71
5. Drew Brees	New Orleans Saints	4.00
6. Josh Allen	Buffalo Bills	3.70
7. Tom Brady	Tampa Bay Buccaneers	3.33
8. Ben Roethlisberger	Pittsburgh Steelers	3.30
9. Baker Mayfield	Cleveland Browns	3.25
10. Gardner Minshew	Jacksonville Jaguars	3.20



SINGLE-SEASON FRANCHISE RECORDS

Ryan Tannehill has enjoyed one of the finest three-year statistical runs of any quarterback in Titans/Oilers franchise history. His performances have ranked among the franchise greats in several passing categories, including his 3,734 passing yards in 2021 (fourth in franchise history) and 67.2 completion percentage (third).

In 2019, Tannehill's passer rating of 117.5 ranked first in the NFL and was one of three major single-season passing records he set for the franchise. He also established new benchmarks for completion percentage (70.3) and passing average (9.6).

Single-season passing yardage leaders, franchise history:

Player	Season	Pass Yards
1. Warren Moon	1991	4,690
2. Warren Moon	1990	4,689
3. Ryan Tannehill	2020	3,819
4. Ryan Tannehill	2021	3,734
5. Warren Moon	1989	3,631

Single-season touchdown pass leaders, franchise history:

Player	Season	TD Passes
1. George Blanda	1961	36
2. Ryan Tannehill	2020	33
Warren Moon	1990	33
4. George Blanda	1962	27
5. Marcus Mariota	2016	26

Single-season passer rating leaders, franchise history:

Player	Season	Rating
1. Ryan Tannehill	2019	117.5
2. Ryan Tannehill	2020	106.5
3. Steve McNair	2003	100.4
4. Warren Moon	1990	96.8
5. Marcus Mariota	2016	95.6

Single-season completion percentage leaders, franchise history:

Player	Season	Comp Pct
1. Ryan Tannehill	2019	70.3
2. Marcus Mariota	2018	68.9
3. Ryan Tannehill	2021	67.2
4. Cody Carlson	1992	65.6
5. Ryan Tannehill	2020	65.5

Single-season passing average leaders (yards per attempt), franchise history:

Player	Season	Yards/Att
1. Ryan Tannehill	2019	9.6
2. George Blanda	1961	9.2
3. Steve McNair	2003	8.0
Warren Moon	1990	8.0
5. Ryan Tannehill	2020	7.9
Warren Moon	1988	7.9

Single-season combined passing and rushing touchdown leaders, franchise history:

Player	Season	Pass + Rush TD
1. Ryan Tannehill	2020	40
2. George Blanda	1961	36
3. Warren Moon	1990	35
4. Ryan Tannehill	2021	28
Steve McNair	2003	28
Marcus Mariota	2016	28
George Blanda	1960	28

TANNEHILL'S CAREER 300-YARD PASSING GAMES

Date	Opp	W/L	Att	Cmp	Pct	Yds	TD	Int	Rtg
9/30/12	at Arizona	L	41	26	63.4	431	1	2	86.5
12/21/14	Minnesota	W	47	35	74.5	396	4	1	118.7
12/8/19	at Oakland	W	27	21	77.8	391	3	1	140.4
12/6/20	Cleveland	L	45	29	64.4	389	3	1	104.8
9/18/16	at New England	L	45	32	71.1	387	2	2	93.5
10/18/20	Houston	W	41	30	73.2	366	4	1	122.6
9/20/15	at Jacksonville	L	44	30	68.2	359	2	0	108.0
11/29/15	at N.Y. Jets	L	58	33	56.9	351	3	1	84.8
1/3/16	New England	W	38	25	65.8	350	2	0	112.8
9/19/21	at Seattle	W	40	27	67.5	347	0	0	94.5
12/14/14	at New England	L	47	29	61.7	346	1	2	73.5
11/17/22	at Green Bay	W	27	22	81.5	333	2	1	127.3
11/3/19	at Carolina	L	39	27	69.2	331	1	2	82.3
12/1/13	at N.Y. Jets	W	43	28	65.1	331	2	1	94.2
12/27/15	Indianapolis	L	38	26	68.4	329	0	1	84.2
11/21/21	Houston	L	52	35	67.3	323	1	4	58.4
9/27/20	at Minnesota	W	37	23	62.2	321	0	1	78.8
9/25/16	Cleveland	W	39	25	64.1	319	3	2	93.9
9/15/13	at Indianapolis	W	34	23	67.6	319	1	0	107.4
10/20/19	L.A. Chargers	W	29	23	79.3	312	2	1	120.1
12/15/13	New England	W	37	25	67.6	312	3	0	120.6
11/24/13	Carolina	L	42	28	66.7	310	1	1	86.4
11/8/15	at Buffalo	L	35	26	74.3	307	0	0	100.5
10/6/13	Baltimore	L	40	21	52.5	307	1	0	86.1
10/29/15	at New England	L	44	28	63.6	300	0	2	64.6

TEAM SINGLE-GAME PASSER RATING

On Dec. 20, 2020, **Ryan Tannehill** recorded a 145.8 passer rating against the Detroit Lions. It qualified as the seventh best single-game passer rating in franchise history (minimum 20 attempts) and was Tannehill's second-highest passer rating in a qualifying game (155.3 vs. Oakland on Sept. 23, 2018).

On Sept. 20, 2020, Tannehill posted a 145.7 passer rating against the Jacksonville Jaguars that at the time ranked seventh in team history.

Highest single-game passer ratings in franchise history (min. 20 attempts):

Player	Opp	Date	Att	Cmp	Yds	TD	Int	Rtg
1. Chris Chandler	at Cin	9/24/95	26	23	352	4	0	158.3
2. Marcus Mariota	GB	11/13/16	26	19	295	4	0	149.8
3. Marcus Mariota	Jax	10/27/16	22	18	270	2	0	148.1
4. Marcus Mariota	at Hou	11/26/18	23	22	303	2	0	147.7
5. Steve McNair	Hou	10/12/03	27	18	421	3	0	146.8
6. Warren Moon	at Cle	11/18/90	32	24	322	5	0	146.1
7. Ryan Tannehill	Det	12/20/20	27	21	273	3	0	145.8
8. Ryan Tannehill	Jax	9/20/20	24	18	239	4	0	145.7
9. Warren Moon	Buf	11/26/90	22	16	300	2	0	145.1
10. Chris Chandler	Den	11/26/95	26	18	280	3	0	143.1



LEADING VETERAN QBS ON NEW TEAMS

In 2019, **Ryan Tannehill** set a new standard for veteran quarterbacks in their first year with a new team. Tannehill, who was acquired in a trade after seven years with the Miami Dolphins, had a passer rating of 117.5. No quarterback has ever finished with a passer rating that high in his first season with a new team after playing at least one year with another team.

Brett Favre held the distinction until 2019. In 2009, Favre's 107.2 passer rating with the Minnesota Vikings became the best figure in league annals by a veteran in his first campaign with a new club.

Highest passer rating in a veteran's first season with a new team (through 2019):

Player	Season	New Team	Former Team	Rating
1. Ryan Tannehill	2019	Tennessee	Miami	117.5
2. Brett Favre	2009	Minnesota	N.Y. Jets	107.2
3. Peyton Manning	2012	Denver	Indianapolis	105.8
4. Vinny Testaverde	1998	N.Y. Jets	Baltimore	101.6
5. Kirk Cousins	2018	Minnesota	Washington	99.7
6. Tyrod Taylor	2015	Buffalo	Baltimore	99.4
7. Sam Bradford	2016	Minnesota	Philadelphia	99.3
8. Len Dawson	1962	Dallas Texans	Cleveland	98.3
Case Keenum	2017	Minnesota	L.A. Rams	98.3
10. Brian Griese	2004	Tampa Bay	Miami	97.5

SINGLE-SEASON NFL LEADERS

Ryan Tannehill established the fourth-highest single-season passer rating in NFL history in 2019. His 117.5 passer rating is surpassed in league annals by only **Aaron Rodgers'** 122.5 passer rating in 2011, **Peyton Manning's** 121.1 in 2004 and **Nick Foles'** 119.2 in 2013.

Meanwhile, his 9.6-yard passing average tied for eighth in NFL annals.

NFL all-time single-season passer rating leaders (through 2019):

Player	Team	Season	Rating
1. Aaron Rodgers	Green Bay Packers	2011	122.5
2. Peyton Manning	Indianapolis Colts	2004	121.1
3. Nick Foles	Philadelphia Eagles	2013	119.2
4. Ryan Tannehill	Tennessee Titans	2019	117.5
5. Tom Brady	New England Patriots	2007	117.2
6. Matt Ryan	Atlanta Falcons	2016	117.1
7. Drew Brees	New Orleans Saints	2019	116.3
8. Drew Brees	New Orleans Saints	2018	115.7
9. Peyton Manning	Denver Broncos	2013	115.1
10. Patrick Mahomes	Kansas City Chiefs	2018	113.8

NFL all-time single-season passing average leaders (through 2019):

Player	Team	Season	Yds/Att
1. Sid Luckman	Chicago Bears	1943	10.9
2. Otto Graham	Cleveland Browns	1953	10.6
3. Otto Graham	Cleveland Browns	1947	10.2
4. Norm Van Brocklin	Los Angeles Rams	1954	10.1
5. Ed Brown	Chicago Bears	1956	9.9
Kurt Warner	St. Louis Rams	2000	9.9
7. Otto Graham	Cleveland Browns	1949	9.8
8. Chris Chandler	Atlanta Falcons	1998	9.6
Ryan Fitzpatrick	Tampa Bay Buccaneers	2018	9.6
Ryan Tannehill	Tennessee Titans	2019	9.6

2019 NFL PASSING LEADERS

Ryan Tannehill led the NFL in 2019 with a 117.5 passer rating and a 9.6-yard passing average. He also placed third in completion percentage (70.3) and second in touchdown percentage (7.7).

Tannehill became the organization's only quarterback other than **Steve McNair** in 2003 to lead the NFL in passer rating. New Orleans' **Drew Brees** finished in second place behind Tannehill with a 116.3 passer rating.

Highest passer rating in 2019 (qualifiers only):

Player	Team	Passer Rating
1. Ryan Tannehill	Tennessee Titans	117.5
2. Drew Brees	New Orleans Saints	116.3
3. Lamar Jackson	Baltimore Ravens	113.3
4. Kirk Cousins	Minnesota Vikings	107.4
5. Russell Wilson	Seattle Seahawks	106.3
6. Matthew Stafford	Detroit Lions	106.0
7. Patrick Mahomes	Kansas City Chiefs	105.3
8. Jimmy Garoppolo	San Francisco 49ers	102.0
9. Derek Carr	Oakland Raiders	100.8
10. Dak Prescott	Dallas Cowboys	99.7

Highest completion percentage in 2019 (qualifiers only):

Player	Team	Comp. Pct.
1. Drew Brees	New Orleans Saints	74.3
2. Derek Carr	Oakland Raiders	70.4
3. Ryan Tannehill	Tennessee Titans	70.3
4. Kirk Cousins	Minnesota Vikings	69.1
Jimmy Garoppolo	San Francisco 49ers	69.1
6. Deshaun Watson	Houston Texans	67.3
7. Matt Ryan	Atlanta Falcons	66.2
8. Russell Wilson	Seattle Seahawks	66.1
Lamar Jackson	Baltimore Ravens	66.1
10. Philip Rivers	Los Angeles Chargers	66.0

Highest passing average in 2019 (yards per attempt; qualifiers only):

Player	Team	Yards/Att.
1. Ryan Tannehill	Tennessee Titans	9.6
2. Matthew Stafford	Detroit Lions	8.6
3. Jimmy Garoppolo	San Francisco 49ers	8.4
4. Patrick Mahomes	Kansas City Chiefs	8.3
5. Dak Prescott	Dallas Cowboys	8.2
Jameis Winston	Tampa Bay Buccaneers	8.2
7. Kirk Cousins	Minnesota Vikings	8.1
8. Russell Wilson	Seattle Seahawks	8.0
9. Derek Carr	Oakland Raiders	7.9
Drew Brees	New Orleans Saints	7.9

Highest touchdown percentage in 2019 (qualifiers only):

Player	Team	TD Pct.
1. Lamar Jackson	Baltimore Ravens	9.0
2. Ryan Tannehill	Tennessee Titans	7.7
3. Drew Brees	New Orleans Saints	7.1
4. Matthew Stafford	Detroit Lions	6.5
5. Russell Wilson	Seattle Seahawks	6.0
6. Kirk Cousins	Minnesota Vikings	5.9
7. Jimmy Garoppolo	San Francisco 49ers	5.7
8. Patrick Mahomes	Kansas City Chiefs	5.4
9. Jameis Winston	Tampa Bay Buccaneers	5.3
Deshaun Watson	Houston Texans	5.3

GAMES WITH A 130 PASSER RATING

During the 2019 campaign, **Ryan Tannehill** produced a streak of four consecutive games with a passer rating greater than 130. The run included a 133.9 passer rating against the Kansas City Chiefs (Nov. 10), a 155.8 against the Jacksonville Jaguars (Nov. 24), a 131.2 at the Indianapolis Colts (Dec. 1) and a 140.4 at the Oakland Raiders (Dec. 8).

In franchise history, no quarterback prior to Tannehill had ever produced four consecutive starts with a passer rating of 130 or better (minimum 10 attempts per game). **Marcus Mariota** (2016) was the most recent of six Titans/Oilers signal callers to do so for three games before Tannehill.

Most consecutive games in a single season with a 130 passer rating, franchise history (minimum 10 attempts each game):

Player	Dates	Games
1. Ryan Tannehill	Nov. 10–Dec. 8, 2019	4
2. Marcus Mariota	Nov. 13–Nov. 27, 2016	3
Ryan Fitzpatrick	Nov. 10–Nov. 24, 2013	3
Steve McNair	Dec. 2–Dec. 16, 2001	3
Warren Moon	Oct. 22–Nov. 5, 1989	3
Dan Pastorini	Nov. 11–Nov. 22, 1979	3
George Blanda	Dec. 3–Dec. 17, 1961	3

Tannehill joined **Russell Wilson** (2015) and **John Hadl** (1973) as the only players in NFL history to register four consecutive games with a minimum of 10 pass attempts and a passer rating of at least 130.

Most consecutive games in a single season with a 130 passer rating, NFL history (through 2019; minimum 10 attempts each game):

Player	Team	Dates	Games
1. Ryan Tannehill	Tennessee	Nov. 10–Dec. 8, 2019	4
Russell Wilson	Seattle	Nov. 22–Dec. 13, 2015	4
John Hadl	L.A. Rams	Sept. 16–Oct. 7, 1973	4
4. (several tied)			3

Tannehill registered a total of six single-game passer ratings of 130 or greater in only 10 starts during the 2019 regular season. He tied Wilson with the most such performances in 2019 and also tied for the most by any NFL starting quarterback in any season since 1960. Green Bay's **Aaron Rodgers** (2011) and Dallas' **Tony Romo** (2014) are the only other quarterbacks to accomplish the feat.

In franchise history, former Oilers quarterback **Chris Chandler** previously had the most season games with a 130-plus passer rating, with four in 1995.

Most starts by a quarterback with a passer rating of 130.0 or greater, 1960–2019:

Player	Season	Team	Games
1. Ryan Tannehill	2019	Tennessee Titans	6
Russell Wilson	2019	Seattle Seahawks	6
Tony Romo	2014	Dallas Cowboys	6
Aaron Rodgers	2011	Green Bay Packers	6
5. (seven tied)			5

MOST TD PASSES IN A POSTSEASON

During the 2019 playoffs, **Ryan Tannehill** completed at least one touchdown pass in all three of the team's games and totaled five touchdown passes. Tannehill tied **Warren Moon's** 1991 franchise record for the most touchdown passes in a single postseason.

Most touchdown passes in a single postseason, franchise history:

Player	Season	TD Passes
1. Ryan Tannehill	2019	5
Warren Moon	1991	5
3. Marcus Mariota	2017	4
Warren Moon	1992	4
Dan Pastorini	1978	4
6. Steve McNair	2002	3
George Blanda	1960	3

RYAN TANNEHILL'S GAME-WINNING DRIVES

In his NFL career, quarterback **Ryan Tannehill** has led 26 game-winning drives in the fourth quarter or overtime, including the regular season and postseason. That includes 13 total games with the Titans from 2019 to 2021.

Per the Elias Sports Bureau, a game-winning drive is defined as when a quarterback's team scores on an offensive possession to put the team ahead (whether tied or from behind) for good in the fourth quarter or overtime.

Ryan Tannehill's game-winning drives:

Date/Opp.	Largest 4th Qtr Deficit/Tie	Score, Start of Drive	Drive Start	Tannehill's Drive Stats (Att-Cmp-Yds, TD, Rushing)	Drive Totals	Drive End	Game-Winning Scoring Play	Final Score
Dolphins Career:								
11/25/12 at Sea	14-21	21-21	1:32	4-3-51, 0 TD, 1 rush for 15 yds	7-65-1:32	0:00	D. Carpenter 43-yard FG	24-21
9/22/13 vs. Atl	20-23	20-23	4:46	12-9-69, 1 TD, 0 rushes	13-75-4:08	0:38	Tannehill 1-yard pass to D. Sims	27-23
12/8/13 at Pit	24-28	24-28	4:31	3-3-25, 1 TD, 0 rushes	4-80-1:38	2:53	Tannehill 12-yard pass to C. Clay	34-28
12/15/13 vs. NE	17-20	17-20	4:07	8-6-66, 1 TD, 0 rushes	9-60-2:52	1:15	Tannehill 14-yard pass to M. Thigpen	24-20
12/1/14 at NYJ	6-13	13-13	5:42	5-4-43, 0 TD, 0 rushes	9-57-3:45	1:57	C. Sturgis 26-yard FG	16-13
11/15/15 at Phi	13-16	13-16	3:09 (3rd Q)	3-3-62, 1 TD, 0 rushes	7-87-3:14	14:55	Tannehill 4-yard pass to J. Landry	20-19
1/3/16 vs. NE	10-10	10-10	9:50	4-4-77, 1 TD, 0 rushes	6-82-2:52	6:58	Tannehill 2-yard pass to J. Cameron	20-10
9/25/16 vs. Cle	24-24	24-24	9:39 (OT)	1-1-32, 0 TD, 0 rushes	3-44-1:13	8:26	J. Ajayi 11-yard run	30-24
10/23/16 vs. Buf	14-17	14-17	7:45	1-1-18, 0 TD, 0 rushes	6-64-3:49	3:56	D. Williams 12-yard run	28-25
11/20/16 at LAR	0-10	7-10	2:11	5-5-53, 1 TD, 0 rushes	7-75-1:35	0:36	Tannehill 9-yard pass to D. Parker	14-10
9/23/18 vs. Oak	14-17	14-17	8:06	0-0-0, 0 TD, 1 rush for 18 yds	2-70-0:48	7:18	A. Wilson end around 52-yard pass to J. Grant	28-20
12/2/18 vs. Buf	14-17	14-17	12:00	3-3-25, 1 TD, 0 rushes	6-75-3:18	8:42	Tannehill 13-yard pass to K. Stills	21-17
12/9/18 vs. NE	28-33	28-33	0:07	1-1-69, 1 TD, 0 rushes	1-69-0:07	0:00	K. Drake 69-yard pass play by R. Tannehill	34-33
Titans Career:								
10/20/19 vs. LAC	10-10	10-10	5:20 (3rd Q)	8-6-76, 1 TD, 1 rush for 2 yds	14-85-7:09	13:11	Tannehill 5-yard pass to T. Sharpe	23-20
10/27/19 vs. TB	20-23	20-23	13:49	11-9-85, 1 TD, 0 rushes	12-90-6:54	6:55	Tannehill 8-yard pass to A. Brown	27-23
11/10/19 vs. KC	20-29	27-32	1:21	3-2-43, 1 TD, 1 rush for 18 yds	4-61-0:58	14:37	Tannehill 23-yard pass to A. Humphries	35-32
9/14/20 at Den	13-14	13-14	3:05	7-5-40, 0 TD, 0 rushes	12-83-2:48	0:17	Gostkowski 25-yard FG	16-14
9/20/20 vs. Jax	30-30	30-30	3:29	4-2-10, 0 TD, 0 rushes	8-29-1:53	1:36	Gostkowski 49-yard FG	33-30
9/27/20 at Min	25-30	28-30	3:42	5-4-34, 0 TD, 0 rushes	9-44-1:58	1:44	Gostkowski 55-yard FG	31-30
10/18/20 vs. Hou	29-36	36-36	10:00 (OT)	2-2-55, 0 TD, 0 rushes	6-82-3:30	6:30	Henry 5-yard run	42-36
11/22/20 at Bal	13-21	24-24	7:58 (OT)	3-3-36, 0 TD, 0 rushes	6-73-2:37	5:21	Henry 29-yard run	30-24
1/3/21 at Hou	31-35	38-38	0:18	1-1-52, 0 TD, 0 rushes	3-56-0:18	0:00	Sloman 37-yard FG	41-38
9/19/21 at Sea	16-30	30-30	7:19 (OT)	0-0-0, 0 TD, 0 rushes	5-21-2:34	4:45	Bullock 36-yard FG	33-30
10/18/21 vs. Buf	24-31	27-31	8:01	5-5-58, 0 TD, 0 rushes	8-70-4:56	3:05	Henry 13-yard run	34-31
10/31/21 at Ind	21-24	31-31	5:48 (OT)	1-2-13, 0 TD, 0 rushes	4-5-1:45	4:03	Bullock 44-yard FG	34-31
12/23/21 vs. SF	17-17	17-17	2:16	2-2-10, 0 TD, 2 rushes for 22 yds	8-49-2:16	0:04	Bullock 44-yard FG	20-17

GAME-WINNING DRIVES FROM 2019-2021

From the time **Ryan Tannehill** joined the Titans in 2019 through the end of the 2021 regular season, he directed 13 total game-winning drives. Only Raiders quarterback **Derek Carr** (14) has more in that time period.

In 2021, Tannehill was credited with four game-winning drives: at Seattle (Sept. 19), against Buffalo (Oct. 18), at Indianapolis (Oct. 31) and against San Francisco (Dec. 23).

Per the Elias Sports Bureau, a game-winning drive is defined as when a quarterback's team scores on an offensive possession to put the team ahead (whether tied or from behind) for good in the fourth quarter or overtime.

Quarterbacks with the most game-winning drives from 2019 to 2021 (regular season):

Player	GW Drives
1. Derek Carr	14
2. Ryan Tannehill	13
3. Ben Roethlisberger	11
4. Tom Brady	9
Matthew Stafford	9
Russell Wilson	9
7. Josh Allen	8
Kirk Cousins	8
Justin Herbert	8
10. (five tied)	7

BAUGH, MONTANA & TANNEHILL

During the 2019 season, Titans quarterback **Ryan Tannehill** accomplished a statistical feat only reached previously by a pair of Pro Football Hall of Fame quarterbacks.

Tannehill's season statistics included a 70.3 completion percentage and an average of 9.6 yards per passing attempt.

In the history of the NFL, only two previous qualifying passers have enjoyed a season in which they completed at least 70.0 percent of their passes and averaged at least 9.0 yards per attempt: **Sammy Baugh** and **Joe Montana**.

Montana led the San Francisco 49ers to a Super Bowl XXIV title and won the NFL MVP award following a 1989 season in which he completed 70.2 percent of his passes (271 of 386) and averaged 9.1 yards per attempt (3,521 yards).

Baugh directed the Washington Redskins to the NFL Championship game in 1945, while completing 70.3 percent of his passes (128 of 182) and averaging 9.2 yards per attempt (1,669 yards).

Players in NFL history (through 2019) with a completion rate of at least 70.0 percent and a passing average of at least 9.0 yards per attempt (qualifiers only):

Player	Team	Year	Comp %	Yards/Att
Ryan Tannehill	Tennessee	2019	70.3	9.6
Joe Montana	San Francisco	1989	70.2	9.1
Sammy Baugh	Washington	1945	70.3	9.2



TITANS RUNNING BACKS

No.	Name	Ht	Wt	Exp	College
36	Chestnut, Julius	5-11	228	2	Sacred Heart
25	Haskins, Hassan	6-2	228	2	Michigan
22	Henry, Derrick	6-3	247	8	Alabama
38o	Patrick, Jacques	6-2	239	1	Florida State
32	Spears, Tyjae	5-11	195	R	Tulane
33	Ward, Jonathan	6-0	202	4	Central Michigan

#22 • RB DERRICK HENRY

6-3, 247, 8th Year, Alabama
[Click for complete bio](#)



Running back **Derrick Henry** is in his eighth NFL season in 2023. He was selected by the Titans with the 45th overall pick in the second round of the 2016 NFL Draft.

From the time he entered the NFL in 2016 through 2022, Henry rushed for 8,335 yards and 78 yards on 1,750 attempts. No NFL player rushed for more yards or touchdowns than he did during that timespan.

Henry's 78 career rushing touchdowns and 81 total touchdowns (three receiving) at the conclusion of the 2022 campaign were the most in franchise history. He also finished the season third in career rushing yards behind only **Eddie George** (10,009) and **Earl Campbell** (8,574).

Henry tallied 34 100-yard rushing games from 2016 to 2022 (regular season), which ranks fourth in team annals behind Campbell (39), George (36) and **Chris Johnson** (35). Additionally, Henry has authored three career postseason performances with 100-plus rushing yards. Henry's six career 200-yard rushing games are tied with **O.J. Simpson** and **Adrian Peterson** for the most in NFL history, and his six career games with at least 200 rushing yards and at least two rushing touchdowns are the most.

Henry was named to his third Pro Bowl in 2022 after finishing the season with 1,538 yards and 13 touchdowns on 349 rushing attempts (4.4 avg.). He finished second in the NFL in rushing yards behind Las Vegas Raiders tailback **Josh Jacobs** (1,653). His yardage total was the third-best of his career and ranked sixth in franchise history. With a career-high 398 receiving yards, his 1,936 scrimmage yards ranked fifth in franchise history and was the second-best number of his career (2,141 in 2020). His nine 100-yard rushing games ranked fifth in franchise history.

In 2021, Henry's season was affected by a foot injury that caused him to be placed on injured reserve for the final nine games of the regular season. Prior to the injury, he was leading the NFL with 937 rushing yards and 10 rushing touchdowns, numbers that still ranked ninth and tied for sixth, respectively, at the conclusion of the regular season. He returned to start in the team's divisional playoff contest and rushed for 62 yards and one score.

Henry was honored in 2021 with his first career nomination for the NFL's Walter Payton Man of the Year Award.

In 2020, Henry was named the Associated Press NFL Offensive Player of the Year after an historic campaign in which he totaled 378 rushing attempts for 2,027 yards and 17 touchdowns. His rushing yardage total established a new franchise record and led the NFL. As the eighth player in NFL annals to hit the 2,000-yard mark, his 2,027 yards finished fifth on the all-time single-season rushing charts. He was recognized with his second consecutive Pro Bowl, named first-team Associated Press All-Pro, and won the FedEx Ground Player of the Year Award for the second consecutive year.

Henry was a first-time team captain in 2020. He started all 16 regular season games for the first time and became the first player since Tomlinson (2006-07) to lead the NFL in rushing yards in consecutive years. He was the first player in more than 50 years to lead the league in rushing yards, attempts and rushing touchdowns in consecutive seasons and the fifth player ever to do so. The most recent prior to him was Cleveland's **Leroy Kelly** from 1967 to 1968.

Henry's 17 rushing touchdowns in 2020 set a career high and finished

as the second-best total in franchise history behind Campbell's 19 rushing touchdowns in 1979.

In 2019, Henry was named to his first Pro Bowl and added second-team Associated Press All-Pro honors after leading the NFL in rushing. In 15 games, he totaled 1,540 yards on 303 carries (5.1 avg.), joining **Billy Cannon** (AFL, 1961), Campbell (1978-80) and Johnson (2009) as the only running backs in franchise history to lead their respective leagues in rushing. At the time, Henry's single-season total ranked fourth in franchise annals behind Johnson's 2009 total (2,006) and Campbell's 1979 (1,697) and 1980 (1,934) performances.

With 16 rushing touchdowns in 2019, Henry tied for the NFL lead (**Aaron Jones**). Adding his two receiving touchdowns, his 18 total touchdowns were third in the NFL and tied for second in franchise annals (19 by Campbell in 1979; 18 by **Bill Groman** in 1961).

Henry's performance late in the 2019 season was instrumental in the team's run to the AFC championship game. Over the final six games of the regular season plus three playoff appearances, Henry registered seven 100-yard games. During a three-game stretch (Dec. 29 at Houston, Jan. 4 at New England and Jan. 11 at Baltimore), he became the first player in NFL history to rush for at least 180 yards in three consecutive regular season and/or postseason games.

Henry authored his first career 1,000-yard season in 2018 and the 28th 1,000-yard rushing season in franchise history, totaling 1,059 yards and 12 touchdowns on 215 carries—all then-career highs.

His 2018 rushing yardage ranked second in the AFC to **Joe Mixon's** 1,168 yards, and he finished seventh in the NFL. Henry's 12 rushing touchdowns tied **James Connor** for third place in the NFL behind **Todd Gurley** (17) and **Alvin Kamara** (14).

Henry was named AFC Offensive Player of the Month for December 2018. His 625 rushing yards in the month were the most by any NFL player in any month during the season.

Against the Jacksonville Jaguars on Dec. 6, 2018, Henry recorded one of the greatest single games in franchise history in front of a national primetime television audience. He broke Johnson's single-game franchise record (228) with 238 rushing yards, including a 99-yard touchdown run—one of his four touchdowns in the contest. He joined **Tony Dorsett** as the only two players in NFL history to rush for a 99-yard score.

In 2017, Henry shared time in the Titans backfield with **DeMarco Murray**. Henry led the team with 744 rushing yards on 176 carries, and he added 11 receptions for 136 yards and a touchdown. His five rushing touchdowns tied for second on the club.

As a rookie in 2016, Henry played in 15 games with one start, splitting reps in the backfield with Murray. He carried the ball 110 times for 490 yards and five touchdowns and added 137 yards on 13 receptions. Henry became the third rookie for the franchise in the "Titans era" to score at least five touchdowns in a season, joining **Vince Young** (seven rushing touchdowns in 2006) and Johnson (nine rushing and one receiving in 2008).

The Heisman Trophy winner played three seasons (2013–2015) at the University of Alabama, where he set numerous school and SEC records



while helping his team win a National Championship in 2015. He played in 39 games and totaled 602 carries for 3,591 yards and 42 rushing touchdowns and added 285 yards on 17 career receptions with three receiving scores. During Alabama's victory over Clemson in the 2016 College Football Playoff National Championship, he broke **Shaun Alexander's** record for most career rushing yards in Alabama history.

In his final collegiate season, Henry rushed for an Alabama and Southeastern Conference record 2,219 yards, which led the nation and ranked fifth in FBS history. He recorded 100-yard rushing games 10 times and had four 200-yard games during the season. His 28 rushing touchdowns were a national best and an SEC record, snapping **Tim Tebow** and **Tre Mason's** old mark of 23. In addition to the Heisman, he also won the Doak Walker Award, Walter Camp Award and Maxwell Award, among a multitude of other honors.

Henry is a native of Yulee, Fla.

Henry's Career Regular Season Statistics:

Year	GP	GS	Att	Yds	Avg	Lg	TD	Rec	Yds	Avg	Lg	TD
2016	15	2	110	490	4.5	22	5	13	137	10.5	29	0
2017	16	2	176	744	4.2	75t	5	11	136	12.4	66t	1
2018	16	12	215	1,059	4.9	99t	12	15	99	6.6	21	0
2019	15	15	303	1,540	5.1	74t	16	18	206	11.4	75t	2
2020	16	16	378	2,027	5.4	94t	17	19	114	6.0	53	0
2021	8	8	219	937	4.3	76t	10	18	154	8.6	16	0
2022	16	16	349	1,538	4.4	56	13	33	398	12.1	69	0
Totals	102	71	1,750	8,335	4.8	99t	78	127	1,244	9.8	75t	3

Henry's Career Postseason Statistics:

Year	GP	GS	Att	Yds	Avg	Lg	TD	Rec	Yds	Avg	Lg	TD
2017	2	2	35	184	5.3	35t	1	5	56	11.2	29	0
2019	3	3	83	446	5.4	66	2	5	21	4.2	22	0
2020	1	1	18	40	2.2	8	0	3	11	3.7	7	0
2021	1	1	20	62	3.1	9	1	0	0	-	-	0
Totals	7	7	156	732	4.7	66	4	13	88	6.8	29	0

Henry's Regular Season Single-Game Highs:

- Rushing Attempts** - 35 at Seattle (9/19/21)
- Rushing Yards** - 250 at Houston (1/3/21)
- Long Rush** - 99t vs. Jacksonville (12/6/18)
- Rushing Touchdowns** - 4 vs. Jacksonville (12/6/18)
- Receptions** - 6 at Seattle (9/19/21)
- Receiving Yards** - 79 vs. Cincinnati (11/27/22)
- Long Reception** - 75t at Cleveland (9/8/19)
- Receiving Touchdowns** - 1 (Three times, last at Carolina, 11/3/19)

Henry's Playoff Single-Game Highs:

- Rushing Attempts** - 34 at New England (1/4/20)
- Rushing Yards** - 195 at Baltimore (1/11/20)
- Long Rush** - 66 at Baltimore (1/11/20)
- Rushing Touchdowns** - 1 (Four times, last vs. Cincinnati, 1/22/22)
- Receptions** - 3 (Twice, last vs. Baltimore, 1/10/21)
- Receiving Yards** - 35 at Kansas City (1/6/18)
- Long Reception** - 29 at Kansas City (1/6/18)
- Receiving Touchdowns** - (none)

2022 RUSHING LEADERS

Titans running back **Derrick Henry** ranked second in the NFL in rushing in 2022 with 1,538 yards. He trailed only Raiders running back **Josh Jacobs** (1,653).

NFL rushing yardage leaders in 2022:

Player	Team	Rushing Yards
1. Josh Jacobs	Las Vegas Raiders	1,653
2. Derrick Henry	Tennessee Titans	1,538
3. Nick Chubb	Cleveland Browns	1,525
4. Saquon Barkley	New York Giants	1,312
5. Miles Sanders	Philadelphia Eagles	1,269
6. Dalvin Cook	Minnesota Vikings	1,173
7. Justin Fields	Chicago Bears	1,143
8. Christian McCaffrey	San Francisco 49ers	1,139
9. Travis Etienne	Jacksonville Jaguars	1,125
10. Aaron Jones	Green Bay Packers	1,121

FRANCHISE ALL-TIME LEADERS

On Dec. 11, 2022, Titans running back **Derrick Henry** passed **Chris Johnson** (7,965 career rushing yards) for third place on the franchise's all-time rushing list. Henry trails only **Eddie George** (10,009) and **Earl Campbell** (8,574) on the list.

Franchise all-time rushing leaders:

Player	Seasons	Rushing Yards
1. Eddie George	1996–2003	10,009
2. Earl Campbell	1978–1984	8,574
3. Derrick Henry	2016–2023	8,335
4. Chris Johnson	2008–2013	7,965
5. Lorenzo White	1988–1994	4,079
6. Hoyle Granger	1966–1970, 1972	3,514
7. Steve McNair (QB)	1995–2005	3,439
8. Mike Rozier	1985–1990	3,426
9. Charles Tolar	1960–1966	3,277
10. Ronnie Coleman	1974–1981	2,769

On Nov. 6, 2022, Henry moved into first place in franchise history for career rushing touchdowns. With his 74th rushing touchdown, he passed Campbell (73 career rushing touchdowns) for the franchise lead.

Most career rushing touchdowns in franchise history:

Player	Seasons	Rushing TDs
1. Derrick Henry	2016–2023	78
2. Earl Campbell	1978–1984	73
3. Eddie George	1996–2003	64
4. Chris Johnson	2008–2013	50
5. Steve McNair	1995–2005	36
6. Lorenzo White	1988–1994	29
7. Mike Rozier	1985–1990	27
8. LenDale White	2006–2009	24
9. (three tied)		21

On Oct. 30, 2022, Henry scored two touchdowns at Houston to establish the franchise's all-time career touchdown record. His 75th career touchdown broke George's mark of 74 (64 rushing, 10 receiving), followed Campbell (73 rushing) with 73.

Most total touchdowns in franchise history:

Player	Seasons	Rush TDs	Rec TDs	Ret TDs	Total TDs
1. Derrick Henry	2016–2023	78	3	0	81
2. Eddie George	1996–2003	64	10	0	74
3. Earl Campbell	1978–1984	73	0	0	73
4. Chris Johnson	2008–2013	50	8	0	58
5. Charlie Hennigan	1960–1966	0	51	0	51
6. Ken Burrough	1971–1981	1	47	0	48
Ernest Givins	1986–1994	1	46	1	48
8. Drew Hill	1985–1991	0	47	0	47
Haywood Jeffires	1987–1995	0	47	0	47
10. Derrick Mason	1997–2004	0	37	3	40

On Dec. 18, 2022, Henry surpassed Campbell (9,292 scrimmage yards) for third place on the franchise's all-time scrimmage yards list. Only George (12,153) and Johnson (9,968) have more than Henry.

Most career scrimmage yards in franchise history:

Player	Seasons	Rushing Yards	Receiving Yards	Scrimmage Yards
1. Eddie George	1996–2003	10,009	2,144	12,153
2. Chris Johnson	2008–2013	7,965	2,003	9,968
3. Derrick Henry	2016–2023	8,335	1,244	9,579
4. Earl Campbell	1978–1984	8,574	718	9,292
5. Ernest Givins	1986–1994	345	7,935	8,280
6. Drew Hill	1985–1991	1	7,477	7,478
7. Ken Burrough	1971–1981	59	6,906	6,965
8. Charlie Hennigan	1960–1966	0	6,823	6,823
9. Haywood Jeffires	1987–1995	0	6,119	6,119
10. Derrick Mason	1997–2004	2	6,114	6,116

NFL LEADERS SINCE HENRY'S ROOKIE YEAR

Since he entered the NFL as a second-round draft pick in 2016, **Derrick Henry** leads the NFL in rushing yards. Henry has accomplished the feat despite not being the Titans' regular starter until 2018.

NFL rushing yards leaders since 2016:

Player	Rushing Yards
1. Derrick Henry	8,335
2. Ezekiel Elliott	8,262
3. Nick Chubb	6,341
4. Dalvin Cook	5,993
5. Melvin Gordon	5,821
6. Joe Mixon	5,378
7. Aaron Jones	5,284
8. Alvin Kamara	5,135
9. Todd Gurley	4,976
10. Mark Ingram	4,916

Henry leads the NFL in rushing touchdowns since entering the league. From 2016 to 2022, his 78 rushing touchdowns were 10 more than the next-closest rusher on the list, **Ezekiel Elliott** (68).

NFL rushing touchdown leaders since 2016:

Player	Rushing TDs
1. Derrick Henry	78
2. Ezekiel Elliott	68
3. Todd Gurley	57
4. Melvin Gordon	55
5. Alvin Kamara	49
6. Nick Chubb	48
7. Dalvin Cook	47
8. Latavius Murray	47
9. James Conner	44
10. Aaron Jones	43

1,000 SCRIMMAGE YARDS/10 RUSHING TDs

In 2022, Titans running back **Derrick Henry** became the organization's third player to reach the 1,000-yard scrimmage mark in five consecutive seasons, joining **Eddie George** (eight consecutive seasons) and **Chris Johnson** (six). Henry's 2022 statistics included 1,538 rushing yards and 398 receiving yards for a total of 1,936 scrimmage yards.

With 13 rushing touchdowns in 2022, Henry recorded his fifth consecutive campaign with at least 10 rushing touchdowns. In NFL history, only Henry, **LaDainian Tomlinson** (nine consecutive seasons), **Adrian Peterson** (seven), **Shaun Alexander** (five) and **Michael Turner** (five) have done so.

Furthermore, Henry joined Tomlinson (eight), Peterson (seven) and Alexander (five) as the NFL's only players to reach both the 1,000-yard scrimmage mark and 10 rushing touchdowns in five consecutive seasons.

Players who have accumulated at least 1,000 scrimmage yards and 10 rushing touchdowns for five consecutive seasons:

Player	Team	Seasons	Total
1. LaDainian Tomlinson	San Diego Chargers	2001–2008	8
2. Adrian Peterson	Minnesota Vikings	2007–2013	7
3. Derrick Henry	Tennessee Titans	2018–2022	5
Shaun Alexander	Seattle Seahawks	2001–2005	5

1,000 RUSH YARDS/12 TOUCHDOWNS

From 2018 to 2022, **Derrick Henry** reached the 1,000-yard and 12-touchdown rushing marks in four out of five seasons, including rushing for 1,538 yards and 13 scores in 2022. He became the eighth player in NFL history to tally four or more seasons in which he rushed for at least 1,000 rushing yards and 12 touchdowns. He joined **Emmitt Smith** (six), **LaDainian Tomlinson** (six), **Shaun Alexander** (five), **Adrian Peterson** (four), **Eric Dickerson** (four), **Earl Campbell** (four) and **Jim Brown** (four).

Most seasons in NFL history with 1,000 rushing yards and 12 rushing touchdowns:

Player	Seasons
1. LaDainian Tomlinson	6
Emmitt Smith	6
3. Shaun Alexander	5
4. Derrick Henry	4
Adrian Peterson	4
Eric Dickerson	4
Earl Campbell	4
Jim Brown	4

From 2018 to 2020, Henry accomplished the feat in three consecutive seasons. He became the first NFL player since Tomlinson (2002-07) and the ninth player in NFL history to record at least three consecutive seasons in which he rushed for at least 1,000 yards and 12 touchdowns. His streak was broken in 2021 with 937 yards and 10 rushing touchdowns when he was placed on injured reserve after eight games.

Players in NFL history with 1,000 rushing yards and 12 rushing touchdowns in three consecutive seasons:

Player	Team	Seasons	Total
Derrick Henry	Tennessee	2018–2020	3
LaDainian Tomlinson	San Diego	2002–2007	6
Rudi Johnson	Cincinnati	2004–2006	3
Shaun Alexander	Seattle	2001–2005	5
Terrell Davis	Denver	1996–1998	3
Emmitt Smith	Dallas	1994–1996	3
Barry Sanders	Detroit	1989–1991	3
Eric Dickerson	L.A. Rams	1983–1985	3
Earl Campbell	Houston	1978–1980	3

RUSHING TDs IN FIRST 7 SEASONS

Derrick Henry's 13 rushing touchdowns in 2022 gave him 78 total rushing touchdowns in the first seven seasons of his career. In NFL history, only six players reached the end zone more times in their first seven seasons than Henry: **LaDainian Tomlinson** (115), **Emmitt Smith** (108), **Shaun Alexander** (96), **Adrian Peterson** (86), **Jim Brown** (82) and **Eric Dickerson** (82).

Most rushing touchdowns in a player's first seven NFL seasons:

Player	Team(s)	Rushing Touchdowns
1. LaDainian Tomlinson	San Diego Chargers	115
2. Emmitt Smith	Dallas Cowboys	108
3. Shaun Alexander	Seattle Seahawks	96
4. Adrian Peterson	Minnesota Vikings	86
5. Jim Brown	Cleveland Browns	82
Eric Dickerson	Indianapolis Colts/L.A. Rams	82
7. Derrick Henry	Tennessee Titans	78
8. Earl Campbell	Houston Oilers/New Orleans Saints	73
Barry Sanders	Detroit Lions	73
Jim Taylor	Green Bay Packers	73

HENRY'S CAREER 100-YARD RUSHING GAMES

Date	Opp	W/L	No.	Yds.	Avg.	Lg	TD
1/3/21	at Houston	W	34	250	7.4	52t	2
12/6/18	Jacksonville	W	17	238	14.0	99t	4
10/30/22	at Houston	W	32	219	6.8	41	2
12/13/20	at Jacksonville	W	26	215	8.3	47	2
10/18/20	Houston	W	22	212	9.6	94t	2
12/29/19	at Houston	W	32	211	6.6	53t	3
1/11/20	at Baltimore*	W	30	195	6.5	66	0
11/10/19	Kansas City	W	23	188	8.2	68t	2
9/19/21	at Seattle	W	35	182	5.2	60t	3
1/4/20	at New England*	W	34	182	5.4	29	1
11/29/20	at Indianapolis	W	27	178	6.6	31	3
12/16/18	at N.Y. Giants	W	33	170	5.2	22	2
11/24/19	Jacksonville	W	19	159	8.4	74t	2
10/3/21	at N.Y. Jets	L	33	157	4.8	22	1
1/6/18	at Kansas City*	W	23	156	6.8	35t	1
12/1/19	at Indianapolis	W	26	149	5.7	34	1
12/20/20	Detroit	W	24	147	6.1	33	1
10/18/21	Buffalo	W	20	143	7.2	76t	3
11/22/20	at Baltimore	W	28	133	4.8	29t	1
10/16/17	Indianapolis	W	19	131	6.9	72t	1
10/10/21	at Jacksonville	W	29	130	4.5	15	3
10/23/22	Indianapolis	W	30	128	4.3	23	0
12/24/22	Houston	L	23	126	5.5	48t	1
12/11/22	Jacksonville	L	17	121	7.1	50	1
9/27/20	at Minnesota	W	26	119	4.6	16	2
9/14/20	at Denver	W	31	116	3.7	13	0
11/6/22	at Kansas City	L	17	115	6.8	56	2
10/2/22	at Indianapolis	W	22	114	5.2	19t	1
9/26/21	Indianapolis	W	28	113	4.0	19	0
11/1/20	at Cincinnati	L	18	112	6.2	21	1
1/7/23	at Jacksonville	L	30	109	3.6	14	0
12/3/17	Houston	W	11	109	9.9	75t	1
12/18/22	at L.A. Chargers	L	21	104	5.0	13	1
11/12/20	Indianapolis	L	19	103	5.4	20	0
12/8/19	at Oakland	W	18	103	5.7	24	2
10/9/22	at Washington	W	28	102	3.6	15	2
9/29/19	at Atlanta	W	27	100	3.7	16	0

* Playoffs



65+ YARD SCRIMMAGE TOUCHDOWNS

Since the beginning of the 2017 campaign, **Derrick Henry** has scored nine total touchdowns—seven rushing and two receiving—that went for 65 yards or more. He leads the NFL in that time period.

Most scrimmage touchdowns of 65-plus yards, 2017-22:

Player	65+ Yard Scrimmage Touchdowns
1. Derrick Henry	9
2. Tyreek Hill	7
3. Robbie Anderson	5
A.J. Brown	5
5. Saquon Barkley	4
Ja'Marr Chase	4
Kenyan Drake	4
Cooper Kupp	4
JuJu Smith-Schuster	4
Marquez Valdes-Scantling	4
Jonathan Taylor	4

Derrick Henry's career scrimmage touchdowns of 65-plus yards:

Date	Opponent	Rush/Rec	Yards
Dec. 6, 2018	Jacksonville	Rushing	99
Oct. 18, 2020	Houston	Rushing	94
Oct. 18, 2021	Buffalo	Rushing	76
Sept. 9, 2019	at Cleveland	Receiving	75
Dec. 3, 2017	Houston	Rushing	75
Nov. 24, 2019	Jacksonville	Rushing	74
Oct. 16, 2017	Indianapolis	Rushing	72
Nov. 10, 2019	Kansas City	Rushing	68
Dec. 31, 2017	Jacksonville	Receiving	66

RUSHING TDS OF 50+ YARDS

Since he entered the NFL as a second-round draft pick in 2016, **Derrick Henry** has had a league-high 11 touchdown runs of at least 50 yards.

Chris Johnson (11) and **DeMarco Murray** (two) are the only other Tennessee players in the "Titans era" (1999–present) with more than one total rushing touchdown of at least 50 yards.

Most rushing touchdowns of 50 yards or more from 2016–2022:

Player	Rushing TDs
1. Derrick Henry	11
2. Saquon Barkley	6
3. Nick Chubb	5
4. Kenyan Drake	4
Jonathan Taylor	4
Dalvin Cook	4
7. Isaiah Crowell	3
Justin Fields	3
Aaron Jones	3
Christian McCaffrey	3
Tony Pollard	3
Miles Sanders	3



RUSHING YARDS SINCE WEEK 14 OF 2018

Since Dec. 6, 2018, when **Derrick Henry** set a then-franchise record with 238 rushing yards in a game against Jacksonville, he has been the NFL's rushing leader. He has nearly 1,000 more yards than any other player since that time.

NFL rushing yards leaders since Week 14 of 2018:

Player	Rushing Yards
1. Derrick Henry	6,627
2. Nick Chubb	5,647
3. Dalvin Cook	5,327
4. Josh Jacobs	4,740
5. Ezekiel Elliott	4,499
6. Aaron Jones	4,194
7. Lamar Jackson	4,033
8. Joe Mixon	3,997
9. Jonathan Taylor	3,841
10. Miles Sanders	3,708

RUSHING IN THE FOURTH QUARTER

Since 2017, running back **Derrick Henry** has accumulated more rushing yards in the fourth quarter than any other NFL running back, including a league-high 523 fourth-quarter rushing yards in 2020.

Most fourth-quarter rushing yards from 2017–2022:

Player	Att	Yards	Avg	TD
1. Derrick Henry	420	2,104	5.01	16
2. Nick Chubb	301	1,832	6.09	17
3. Kareem Hunt	303	1,369	4.52	13
4. Ezekiel Elliott	330	1,366	4.14	14
5. Dalvin Cook	273	1,227	4.49	11
6. Melvin Gordon	262	1,183	4.52	9
7. Joe Mixon	300	1,166	3.89	12
8. Alvin Kamara	289	1,159	4.01	12
Kenyan Drake	243	1,159	4.77	11
10. Aaron Jones	216	1,084	5.02	7

ACTIVE RUSHING AVERAGE LEADERS BY RBs

Among active NFL running backs, **Derrick Henry** ranks among the career leaders in rushing average (min. 750 career rushing attempts).

Best career rushing average among all active NFL running backs (minimum 750 career attempts):

Player	Rushing Average
1. Nick Chubb	5.24
2. Aaron Jones	5.11
3. Jonathan Taylor	5.08
4. Derrick Henry	4.76
5. Dalvin Cook	4.67
6. Christian McCaffrey	4.61
7. Austin Ekeler	4.60
8. Alvin Kamara	4.52
9. Kareem Hunt	4.50
10. Mark Ingram	4.46

FRANCHISE SINGLE-SEASON RUSHING

Derrick Henry recorded the top rushing season in franchise history with 2,027 rushing yards in 2020. He now owns three of the top six rushing seasons in franchise annals.

In 2019, Henry led the NFL with 1,540 yards, which is the fifth-best total for a single Titans/Oilers season. His 2022 total of 1,538 yards ranks sixth.

Most rushing yards in a season, franchise history:

Player	Season	Att	Yds	Avg	Long	TD
1. Derrick Henry	2020	378	2,027	5.4	94t	17
2. Chris Johnson	2009	358	2,006	5.6	91	14
3. Earl Campbell	1980	373	1,934	5.2	55	13
4. Earl Campbell	1979	368	1,697	4.6	61	19
5. Derrick Henry	2019	303	1,540	5.1	74	16
6. Derrick Henry	2022	349	1,538	4.4	56	13
7. Eddie George	2000	403	1,509	3.7	35	14
8. Earl Campbell	1978	302	1,450	4.8	81	13
9. Eddie George	1997	357	1,399	3.9	30	6
10. Earl Campbell	1981	361	1,376	3.8	43	10

FRANCHISE SINGLE-SEASON RUSHING TDs

Derrick Henry's 17 rushing touchdowns in 2020 gave him the second-highest single-season total in team history. Only **Earl Campbell**—with 19 rushing touchdowns in 1979—had more.

Most rushing touchdowns in a season, franchise history:

Player	Season	Rushing TDs
1. Earl Campbell	1979	19
2. Derrick Henry	2020	17
3. Derrick Henry	2019	16
4. LenDale White	2008	15
5. Eddie George	2000	14
Chris Johnson	2009	14
7. Derrick Henry	2022	13
Earl Campbell	1978	13
Earl Campbell	1980	13
10. Derrick Henry	2018	12
Earl Campbell	1983	12
Eddie George	2002	12

SINGLE-SEASON SCRIMMAGE YARDS

Derrick Henry owns three of the top 10 seasons in franchise history in scrimmage yards production. His 2020 campaign in which he totaled 2,141 scrimmage yards ranks second for the franchise behind only **Chris Johnson's** NFL record-setting 2,509 yards in 2009. Henry's 1,936 scrimmage yards in 2022, including 1,538 rushing and 398 receiving yards, ranks fifth for the organization.

Most scrimmage yards in a season, franchise history:

Player	Season	Rushing Yards	Receiving Yards	Scrimmage Yards
1. Chris Johnson	2009	2,006	503	2,509
2. Derrick Henry	2020	2,027	114	2,141
3. Earl Campbell	1980	1,934	47	1,981
4. Eddie George	2000	1,509	453	1,962
5. Derrick Henry	2022	1,538	398	1,936
6. Lorenzo White	1992	1,226	641	1,867
7. Earl Campbell	1979	1,697	94	1,791
8. Eddie George	1999	1,304	458	1,762
9. Derrick Henry	2019	1,540	206	1,746
Charley Hennigan	1961	0	1,746	1,746



SINGLE-GAME FRANCHISE RUSHING

On Jan. 3, 2021, **Derrick Henry** rushed for 250 yards to break his own franchise single-game record. He now owns six of the top nine single-game rushing totals in team annals.

Most rushing yards in a game, franchise history:

Player	Date	Opponent	Rushing Yards
1. Derrick Henry	1/3/21	at Houston	250
2. Derrick Henry	12/6/18	Jacksonville	238
3. Chris Johnson	11/1/09	Jacksonville	228
4. Derrick Henry	10/30/22	at Houston	219
5. Eddie George	8/31/97	Oakland	216
Billy Cannon	12/10/61	at New York	216
7. Derrick Henry	12/13/20	at Jacksonville	215
8. Derrick Henry	10/18/20	Houston	212
9. Derrick Henry	12/29/19	at Houston	211
10. Earl Campbell	11/16/80	at Chicago	203
Earl Campbell	10/19/80	Tampa Bay	203

2021 NFL RUSHING LEADERS

Despite having not played from Week 9 to Week 18 due to injury, Titans running back **Derrick Henry** ranked ninth in the NFL in rushing in 2021 after taking the league's rushing crown for the 2019 and 2020 seasons.

Henry also tied for sixth place in the NFL in 2021 with 10 rushing touchdowns.

NFL rushing leaders in 2021:

Player	Team	Games	Rushing Yards
1. Jonathan Taylor	Indianapolis Colts	17	1,811
2. Nick Chubb	Cleveland Browns	14	1,259
3. Joe Mixon	Cincinnati Bengals	16	1,205
4. Najee Harris	Pittsburgh Steelers	17	1,200
5. Dalvin Cook	Minnesota Vikings	13	1,159
6. Antonio Gibson	Washington Football Team	16	1,037
7. Ezekiel Elliott	Dallas Cowboys	17	1,002
8. Elijah Mitchell	San Francisco 49ers	11	963
9. Derrick Henry	Tennessee Titans	8	937
10. Damien Harris	New England Patriots	15	929

2020 NFL RUSHING LEADERS

Titans running back **Derrick Henry** won the NFL's 2020 rushing title with 2,027 yards in 2020, outdistancing the next-closest competitor by 470 yards (1,557 by **Dalvin Cook**).

Henry became the first player to lead the NFL in rushing in consecutive seasons since **LaDainian Tomlinson** in 2006 and 2007. Since the 1970 AFL-NFL merger, Henry is the eighth different player to lead the league in rushing in back-to-back seasons. The list includes Tomlinson, **O.J. Simpson** (1972-73, 1975-76), **Earl Campbell** (1978-80), **Eric Dickerson** (1983-84), **Emmitt Smith** (1991-93), **Barry Sanders** (1996-97) and **Edgerrin James** (1999-2000).

NFL rushing yardage leaders in 2020:

Player	Team	Rushing Yards
1. Derrick Henry	Tennessee Titans	2,027
2. Dalvin Cook	Minnesota Vikings	1,557
3. Jonathan Taylor	Indianapolis Colts	1,169
4. Aaron Jones	Green Bay Packers	1,104
5. James Robinson	Jacksonville Jaguars	1,070
David Montgomery	Chicago Bears	1,070
7. Nick Chubb	Cleveland Browns	1,067
8. Josh Jacobs	Las Vegas Raiders	1,065
9. Lamar Jackson	Baltimore Ravens	1,005
10. Melvin Gordon	Denver Broncos	986

Henry also led the NFL with 17 rushing touchdowns in 2020. The total was tied for the second most in the NFL in a 10-year span (2011-20). In that time, only **LeGarrette Blount** (18 in 2016) had more than Henry, **Todd Gurley** (17 in 2018) and **LeSean McCoy** (17 in 2011).

NFL rushing touchdown leaders in 2020:

Player	Team	Rushing TDs
1. Derrick Henry	Tennessee Titans	17
2. Alvin Kamara	New Orleans Saints	16
Dalvin Cook	Minnesota Vikings	16
4. Josh Jacobs	Las Vegas Raiders	12
Cam Newton	New England Patriots	12
Nick Chubb	Cleveland Browns	12
7. Jonathan Taylor	Indianapolis Colts	11
Antonio Gibson	Washington Football Team	11
Kyler Murray	Arizona Cardinals	11
10. Kenyan Drake	Arizona Cardinals	10

THE 2,000-YARD CLUB

Derrick Henry was the eighth player in NFL history to reach the 2,000-yard rushing mark in a season. His 2,027 yards rank fifth all-time.

All-time NFL single-season rushing leaders:

Player	Team	Season	Rushing Yards
1. Eric Dickerson	Los Angeles Rams	1984	2,105
2. Adrian Peterson	Minnesota Vikings	2012	2,097
3. Jamal Lewis	Baltimore Ravens	2003	2,066
4. Barry Sanders	Detroit Lions	1997	2,053
5. Derrick Henry	Tennessee Titans	2020	2,027
6. Terrell Davis	Denver Broncos	1998	2,008
7. Chris Johnson	Tennessee Titans	2009	2,006
8. O.J. Simpson	Buffalo Bills	1973	2,003



DERRICK HENRY IN 2020

- Led the NFL and set a franchise record with 2,027 rushing yards in 2020, becoming the eighth player in league annals to rush for at least 2,000 yards in a season. His 2,027 rushing yards gave him the fifth-highest total in NFL history behind **Eric Dickerson's** 2,105 (1984), **Adrian Peterson's** 2,097 (2012), **Jamal Lewis's** 2,066 (2003) and **Barry Sanders' 2,053** (1997). Henry broke **Chris Johnson's** franchise mark of 2,006 rushing yards in 2009.
- Named the Associated Press NFL Offensive Player of the Year and was named to his second consecutive Pro Bowl. He won his second consecutive FedEx Ground Player of the Year Award and added first-team AP All-Pro honors. Additionally, he earned first-team All-Pro honors from Pro Football Focus, Pro Football Writers of America and Sporting News and was the 101 Awards AFC Offensive Player of the Year.
- Became the first player since **LaDainian Tomlinson** (2006-07) to lead the NFL in rushing yards in consecutive seasons. Henry previously led the league in 2019 with 1,540 rushing yards.
- Became the fifth all-time NFL player to lead the NFL in rushing yards, attempts and rushing touchdowns in consecutive seasons. It is a feat that had not been attained since Cleveland's **Leroy Kelly** did it from 1967 to 1968. The only other players to achieve it are **Jim Brown** (1958-59), **Steve Van Buren** (1947-49) and **Bill Paschal** (1943-44).
- Established a single-game franchise record with 250 rushing yards on Jan. 3 at Houston. He broke his own club record of 238 rushing yards, established against the Jacksonville Jaguars on Dec. 6, 2018. Henry's 250 rushing yards tied for the 13th-best single-game total in the NFL since 1948.
- Became the first player in NFL history with five career games with at least 200 rushing yards and two rushing touchdowns.
- Became the fourth player in NFL history with at least five career 200-yard rushing games, joining **O.J. Simpson** (six), **Adrian Peterson** (six) and **Tiki Barber** (five).
- Set a career high with 17 rushing touchdowns in 2020, finishing with the second-best total in franchise history behind **Earl Campbell's** 19 rushing touchdowns in 1979.
- Finished the 2020 season with 1,221 rushing yards in road games, the most by any NFL running back since 1948. The previous high was held by **Eric Dickerson**, who had 1,087 rushing yards in road games for the Los Angeles Rams in 1984.
- Dating back to 2019, he had a streak of nine consecutive road games with at least 100 rushing yards, passing **Chris Johnson** (eight games from 2009-10) for the second-longest such streak in NFL history behind only Barry Sanders' 10-game road streak from 1996-97).
- Became the fifth player in NFL history with three 200-yard rushing games in a season, joining **Earl Campbell** (four in 1980), **O.J. Simpson** (1973), **Tiki Barber** (2005) and **Jay Ajayi** (2016).
- Became the first NFL player since **LaDainian Tomlinson** (2002-07) and the ninth player in NFL history to record at least three consecutive seasons in which he rushed for at least 1,000 yards and 12 touchdowns.
- Finished the season with 2,141 scrimmage yards (2,027 rushing and 114 receiving), which ranks second in franchise history behind **Chris Johnson's** 2,509 scrimmage yards in 2009.
- Registered 10 games in 2020 with at least 100 rushing yards to tie **Earl Campbell** (1980) for the third-most in franchise history. Only Campbell in 1979 (11) and **Chris Johnson** in 2009 (12) had more 100-yard rushing games in a Titans/Oilers season than Henry. Henry's 10 100-yard games in 2020 were the most in the NFL since Dallas running back **DeMarco Murray** had 12 in 2014.
- Became the NFL's first player to rush for at least 175 and two touchdowns four times in a season.
- Joined **Terrell Davis** (1997-98), **Shaun Alexander** (2004-05) and **Larry Johnson** (2005-06) as the only players in NFL history to rush for 1,500 yards and 15 touchdowns in two consecutive seasons.
- Established a streak of 20 consecutive games in the regular season and playoffs with at least 18 rushing attempts, the second-longest streak of its kind in the NFL since 1948. The only player with more consecutive 18-carry games in the regular season and postseason



was **Emmitt Smith**, whose streak was 23 games with the Dallas Cowboys from 1995 to 1996.

- Became the first player in NFL history to produce more than one overtime touchdown run in a season. He joined **LaDainian Tomlinson** as the NFL's only players with multiple career touchdown runs in overtime. Tomlinson had three during his career.
- Joined **Bo Jackson, Ahman Green, Chris Johnson** and **Lamar Miller** as the only NFL players to record two career rushing touchdowns of at least 90 yards. Henry joined Miller (two 97-yard touchdown runs) as the only players to ever record multiple touchdown runs of at least 94 yards.

300 CARRIES/15 TOUCHDOWNS/5.0 AVG

Derrick Henry won the NFL's rushing title with 303 carries for 1,540 yards and 16 touchdowns in 2019. He followed in 2020 with 378 carries for 2,027 yards and 17 touchdowns.

He became the first player in NFL history to produce multiple seasons with a minimum of 300 rushing attempts, a rushing average of at least 5.0 yards per carry and a minimum of 15 rushing touchdowns

The only other players to do so once in their careers are **O.J. Simpson** (1975), **Terrell Davis** (1998), **Priest Holmes** (2002), **Ahman Green** (2003), **Larry Johnson** (2005), **Shaun Alexander** (2005), **LaDainian Tomlinson** (2016), **Ezekiel Elliott** (2016) and **Dalvin Cook** (2020).

Individual seasons in NFL history with a minimum of 300 rushing attempts, 15 rushing touchdowns and a 5.0 rushing average in a single season:

Player	Team	Season	Att	Yards	Avg	TD
Derrick Henry	Tennessee	2020	378	2,027	5.4	17
Dalvin Cook	Minnesota	2020	312	1,557	5.0	16
Derrick Henry	Tennessee	2019	303	1,540	5.1	16
Ezekiel Elliott	Dallas	2016	322	1,631	5.1	15
LaDainian Tomlinson	San Diego	2006	348	1,815	5.2	28
Shaun Alexander	Seattle	2005	370	1,880	5.1	27
Larry Johnson	Kansas City	2005	336	1,750	5.2	20
Ahman Green	Green Bay	2003	355	1,883	5.3	15
Priest Holmes	Kansas City	2002	313	1,615	5.2	21
Terrell Davis	Denver	1998	392	2,008	5.1	21
O.J. Simpson	Buffalo	1975	329	1,817	5.5	16

CONSECUTIVE 100-YARD ROAD GAMES

Titans running back **Derrick Henry** recorded 149 rushing yards at Indianapolis on Dec. 1, 2019. Over the course of the next year, he registered at least 100 rushing yards in eight more consecutive regular season road games, increasing his streak to nine games before it ended with a 98-yard effort at Green Bay on Dec. 27, 2020.

In NFL history, Henry's streak is the second-longest continuous stretch of its kind. Detroit's **Barry Sanders** had 10 road games in a row with 100-plus yards from 1996 to 1997.

Most consecutive road games with at least 100 rushing yards in NFL history:

Player	Team	Dates	Games
1. Barry Sanders	Detroit	11/24/1996–12/14/1997	10
2. Derrick Henry	Tennessee	12/1/2019–12/13/2020	9
3. Chris Johnson	Tennessee	10/18/2009–10/18/2010	8
4. Marcus Allen	L.A. Raiders	11/3/1985–9/14/1986	7
5. Arian Foster	Houston	12/22/2011–11/22/2012	6
Gerald Riggs	Atlanta	10/13/1985–12/22/1985	6
DeMarco Murray	Dallas	9/14/2014–12/4/2014	6

FIVE CONSEC. TEAM GAMES WITH RUSHING TD

Derrick Henry recorded a streak in 2020 of at least one rushing touchdown in five consecutive team games. It was his second such streak in as many seasons and tied for the longest such streak in franchise history. **DeMarco Murray** (2016) and **Earl Campbell** (twice—1979 and 1983) are the only other franchise players with five consecutive team games with a rushing touchdown.

Most consecutive team games with a rushing touchdown, franchise history:

Player	Season	Consec. Team Games with a Rushing TD
1. Derrick Henry	2020	5
Derrick Henry	2019	5
DeMarco Murray	2016	5
Earl Campbell	1983	5
Earl Campbell	1979	5
6. (eight tied)		4

2019 NFL RUSHING LEADERS

Titans running back **Derrick Henry** claimed the NFL's 2019 rushing title with 1,540 yards on 303 carries (5.1 avg.). The next-closest finisher was Cleveland's **Nick Chubb**, who had 1,494 rushing yards.

Henry joined **Billy Cannon** (AFL, 1961), **Earl Campbell** (1978-80) and **Chris Johnson** (2009) as the only running backs in franchise history to lead their respective leagues in rushing.

NFL rushing leaders in 2019:

Player	Team	Rushing Yards
1. Derrick Henry	Tennessee Titans	1,540
2. Nick Chubb	Cleveland Browns	1,494
3. Christian McCaffrey	Carolina Panthers	1,387
4. Ezekiel Elliott	Dallas Cowboys	1,357
5. Chris Carson	Seattle Seahawks	1,230
6. Lamar Jackson	Baltimore Ravens	1,206
7. Leonard Fournette	Jacksonville Jaguars	1,152
8. Josh Jacobs	Oakland Raiders	1,150
9. Joe Mixon	Cincinnati Bengals	1,137
10. Dalvin Cook	Minnesota Vikings	1,135

2019 TOUCHDOWN LEADERS

Titans running back **Derrick Henry** tied Green Bay's **Aaron Jones** for the NFL lead with 16 rushing touchdowns in 2019.

Additionally, Henry ranked third in the NFL with 18 total touchdowns behind Carolina's **Christian McCaffrey** and Jones, who each scored 19 total touchdowns.

NFL leaders in rushing touchdowns in 2019:

Player	Team	Rushing TDs
1. Derrick Henry	Tennessee Titans	16
Aaron Jones	Green Bay Packers	16
3. Christian McCaffrey	Carolina Panthers	15
4. Dalvin Cook	Minnesota Vikings	13
5. Todd Gurley	Los Angeles Rams	12
Ezekiel Elliott	Dallas Cowboys	12

NFL leaders in total touchdowns in 2019:

Player	Team	Total TDs
1. Christian McCaffrey	Carolina Panthers	19
Aaron Jones	Green Bay Packers	19
3. Derrick Henry	Tennessee Titans	18
4. Mark Ingram	Baltimore Ravens	15
5. Ezekiel Elliott	Dallas Cowboys	14
Todd Gurley	Los Angeles Rams	14

3 CONSEC. GAMES W/ 200 SCRIMMAGE YDS

From the final week of the 2019 regular season (Dec. 29 at Houston) through the Titans' first two playoff games (Jan. 4 at New England and Jan. 11 at Baltimore), **Derrick Henry** became the **first player in NFL history to rush for at least 180 yards in three consecutive regular season or postseason games.**

He also became only the third player since the 1970 NFL-AFL merger to have 200 scrimmage yards in three consecutive games. The other two players to accomplish the feat were Chicago Bears running back **Walter Payton** (1977) and Pittsburgh Steelers running back **Le'Veon Bell** (2014).

During the 2019 regular season and playoffs, Henry and Carolina Panthers running back **Christian McCaffrey** (two) were the only two players with multiple 200-yard scrimmage games. Together they accounted for five of the 14 such individual performances.

Most consecutive games with at least 200 scrimmage yards in the regular season and/or postseason, 1970–present:

Player	Team	Dates	Games
1. Derrick Henry	Tennessee	Dec. 29, 2019–Jan. 11, 2020	3
Le'Veon Bell	Pittsburgh	Nov. 17–Dec. 7, 2014	3
Walter Payton	Chicago	Nov. 13–Nov. 24, 1977	3
4. (several tied)			2

2018 NFL RUSHING LEADERS

Derrick Henry recorded 215 carries in 2018 for 1,059 yards. He ranked second in the AFC in rushing yardage behind Cincinnati's **Joe Mixon** (1,168) and ranked seventh overall in the NFL.

NFL rushing leaders in 2018 (rushing yards):

Player	Team	Rushing Yards
1. Ezekiel Elliott	Dallas Cowboys	1,434
2. Saquon Barkley	New York Giants	1,307
3. Todd Gurley	Los Angeles Rams	1,251
4. Joe Mixon	Cincinnati Bengals	1,168
5. Chris Carson	Seattle Seahawks	1,151
6. Christian McCaffrey	Carolina Panthers	1,098
7. Derrick Henry	Tennessee Titans	1,059
8. Adrian Peterson	Washington Redskins	1,042
9. Phillip Lindsay	Denver Broncos	1,037
10. Nick Chubb	Cleveland Browns	996

2018 RUSHING TOUCHDOWN LEADERS

Derrick Henry's scored a career-high 12 rushing touchdowns in 2018. He tied for the third-highest rushing touchdown total in the NFL.

Henry became the first Titans player with 12 rushing touchdowns in a season since **Chris Johnson** had 14 rushing touchdowns in 2009.

Most rushing touchdowns in 2018:

Player	Team	Rushing TDs
1. Todd Gurley	Los Angeles Rams	17
2. Alvin Kamara	New Orleans Saints	14
3. Derrick Henry	Tennessee Titans	12
James Conner	Pittsburgh Steelers	12
5. Saquon Barkley	New York Giants	11
6. Melvin Gordon	Los Angeles Chargers	10
7. Phillip Lindsay	Denver Broncos	9
Chris Carson	Seattle Seahawks	9
Marlon Mack	Indianapolis Colts	9
Jordan Howard	Chicago Bears	9

DECEMBER TO REMEMBER

In five games in the month of December 2018, **Derrick Henry's** rushing totals included 97 carries for 625 yards and eight touchdowns. His 625 yards were the most by any NFL player in any calendar month in 2018.

Additionally, Henry authored one of only four calendar months for the franchise since 1970 in which a player rushed for at least 600 yards. **Chris Johnson** (800 rushing yards in November 2009) and **Earl Campbell** (633 in October 1980; 662 in November 1980) were the organization's only other players to accomplish the feat in that timespan.

Henry's December rushing totals included 40 yards against the New York Jets (Dec. 2), a franchise-record 238 yards against the Jacksonville Jaguars (Dec. 6), 170 yards at the New York Giants (Dec. 16), 84 yards against the Washington Redskins (Dec. 22) and 93 yards against the Indianapolis Colts (Dec. 30).

For his efforts, Henry was named AFC Offensive Player of the Month.

Titans/Oilers with 500 rushing yards in any calendar month from 1970-2021 (includes playoffs):

Player	Season	Month	Rushing Yards
1. Chris Johnson	2009	November	800
2. Earl Campbell	1980	November	662
3. Earl Campbell	1980	October	633
4. Derrick Henry	2018	December	625
5. Derrick Henry	2020	November	594
6. Derrick Henry	2021	October	584
7. Earl Campbell	1979	September	569
8. Derrick Henry	2019	December	549
9. Eddie George	2000	October	548
10. Earl Campbell	1979	November	534
11. Derrick Henry	2020	December	520
12. DeMarco Murray	2016	October	511
13. Earl Campbell	1981	October	510

RUSHING YARDS IN A TWO-GAME SPAN

Following a franchise-record 238 rushing yards against the Jacksonville Jaguars on Dec. 6, 2018, **Derrick Henry** then totaled 170 rushing yards at the New York Giants on Dec. 16 to give him a franchise record of 408 rushing yards in a two-game span.

The previous record of 405 rushing yards in two games was set by **Earl Campbell** in 1980, when Campbell posted 203 yards against Tampa Bay (Oct. 19) and 202 yards against Cincinnati (Oct. 26).

Most total rushing yards in two consecutive games, franchise history:

Player	Game 1	Yds	Game 2	Yds	Total
Derrick Henry	12/6/18 vs. Jax	238	12/16/18 at NYG	170	408
Earl Campbell	10/19/80 vs. TB	203	10/26/80 vs. Cin	202	405

RECORD-SETTING NIGHT

On Dec. 6, 2018, **Derrick Henry** had one of the most memorable rushing performances in NFL history on Thursday Night Football. He rushed for a then-team-record 238 yards and four touchdowns (tied franchise record), including a 99-yard touchdown run.

[WATCH: Highlights from Derrick Henry's performance on 12/6/18](#)

Henry's 238 rushing yards set a new franchise record, breaking **Chris Johnson's** mark of 228 yards against the Jaguars on Nov. 1, 2009. It was the highest single-game rushing total in the NFL in 2018 and the league's highest total since **Doug Martin's** 251 rushing yards for the Tampa Bay Buccaneers against the Oakland Raiders on Nov. 4, 2012.

Henry later broke his own record with 250 rushing yard at Houston on Jan. 3, 2021 to take possession of five of the top eight single-game rushing totals in team annals.

Most rushing yards in a game, franchise history:

Player	Date	Opponent	Rushing Yards
1. Derrick Henry	1/3/21	at Houston	250
2. Derrick Henry	12/6/18	Jacksonville	238
3. Chris Johnson	11/1/09	Jacksonville	228
4. Eddie George	8/31/97	Oakland	216
Billy Cannon	12/10/61	at New York	216
6. Derrick Henry	12/13/20	at Jacksonville	215
7. Derrick Henry	10/18/20	Houston	212
8. Derrick Henry	12/29/19	at Houston	211
9. Earl Campbell	11/16/80	at Chicago	203
Earl Campbell	10/19/80	Tampa Bay	203

In the second quarter, Henry took a handoff from **Marcus Mariota** inside his own one-yard line and raced 99 yards for a touchdown. It was the second 99-yard run in NFL history, tying **Tony Dorsett's** record-setting touchdown run for the Dallas Cowboys against the Minnesota Vikings on Jan. 3, 1983. It was also the team record, topping Johnson's 94-yard touchdown run against the New York Jets on Dec. 17, 2012. The only other runs in franchise history of at least 90 yards were Johnson's 91-yard rush against the Houston Texans on Sept. 20, 2009 and a 91-yarder by Sid Blanks against the Jets on Dec. 13, 1964.

Henry's 99-yard touchdown run tied for the longest scrimmage play in NFL history. It was the 15th such play, including his and Dorsett's runs and 13 passing plays. The last 99-yard scrimmage play before Henry's was New York Giants wide receiver **Victor Cruz's** 99-yard reception from **Eli Manning** against the New York Jets on Dec. 24, 2011.

Longest runs from scrimmage in NFL history:

Player	Team	Date	Opponent	Rushing Yards
1. Derrick Henry	Tennessee	12/6/18	Jacksonville	99t
Tony Dorsett	Dallas	1/3/83	Minnesota	99t
3. Ronald Jones	Tampa Bay	11/15/20	Carolina	98t
Ahman Green	Green Bay	12/28/03	Denver	98t
5. Lamar Miller	Houston	11/26/18	Tennessee	97t
Lamar Miller	Miami	12/28/14	N.Y. Jets	97t
Andy Uram	Green Bay	10/8/39	Chi. Cardinals	97t
Bob Gage	Pittsburgh	12/4/49	Chi. Bears	97t

Henry scored on a three-yard run in the first quarter, a 99-yard run in the second quarter, a 16-yard run in the third quarter, and finally a 54-yard run in the third quarter. He tied the franchise record and became the third player in franchise history to rush for four touchdowns in a game, joining Earl Campbell (against Miami on Nov. 20, 1978) and Lorenzo White (against Cleveland on Dec. 9, 1990).

The only franchise player with more overall touchdowns in a game than Henry was Oilers running back **Billy Cannon**, who had five total touchdowns (three rushing, two receiving) at the New York Titans on Dec. 10, 1961. Henry became the first NFL player with four rushing touchdowns in a game since New England Patriots running back **Jonas Gray** at Indianapolis on Nov. 16, 2014.

Most rushing touchdowns in a game, franchise history:

Player	Date	Opponent	Rushing Touchdowns
1. Derrick Henry	12/6/18	Jacksonville	4
Lorenzo White	12/9/90	Cleveland	4
Earl Campbell	11/20/78	Miami	4
4. (several tied)			3

Additionally, Henry's rushing performance against the Jaguars accomplished the following:

- He became the ninth NFL player since 1975 with at least one 90-yard run and at least one 60-yard reception in his career. The others were **Tony Dorsett, Garrison Hearst, Tiki Barber, Chris Johnson, Jamaal Charles, Herschel Walker, Warrick Dunn** and **Adrian Peterson**.
- Henry became the seventh NFL player since the 1970 AFL-NFL merger with at least four rushing touchdowns and at least 200 rushing yards in a game, joining **Clinton Portis, Barry Sanders, Doug Martin, Jonas Gray, Mike Anderson** and **Corey Dillon**. Henry became the first to accomplish the feat in fewer than 20 carries (17).
- He matched former Titans running back **Chris Johnson** as the only players in NFL history with a rushing touchdown of at least 90 yards and a rushing touchdown of at least 50 yards in the same game. Johnson accomplished the feat against the Houston Texans on Sept. 20, 2009.
- His 24 points tied for the fourth-highest single-game total in franchise history, trailing only **Billy Cannon** (30 on Dec. 10, 1961), **Rob Bironas** (26 on Oct. 21, 2007) and **George Blanda** (26 on Sept. 18, 1960). **Earl Campbell** (Nov. 20, 1978) and **Lorenzo White** (Dec. 9, 1990) also had 24 points on four touchdowns in a single game.
- His 238 rushing yards and four rushing touchdowns were each the most in any Thursday Night Football game in history.

George's 449 yards during the team's run to Super Bowl XXXIV also established the franchise benchmark for most total rushing yards in a single postseason. Henry came within three yards of the mark in one fewer game.

Most rushing yards in a single postseason, franchise history:

Player	Season	Games	Rush Yards
1. Eddie George	1999	4	449
2. Derrick Henry	2019	3	446
3. Earl Campbell	1978	3	264
4. Steve McNair	1999	4	209
5. Derrick Henry	2017	2	184

Henry's 2019 playoff rushing yardage total ranked sixth in NFL history. It was the most by any NFL player since George's 1999 postseason.

Most total rushing yards in a single NFL postseason:

Player	Team	Season	Games	Rush Yards
1. John Riggins	Washington	1982	4	610
2. Terrell Davis	Denver	1997	4	581
3. Terrell Davis	Denver	1998	3	468
4. Marcus Allen	L.A. Raiders	1983	3	466
5. Eddie George	Tennessee	1999	4	449
6. Derrick Henry	Tennessee	2019	3	446
7. Thurman Thomas	Buffalo	1990	3	390
8. Natrone Means	Jacksonville	1996	3	358
9. Le'Veon Bell	Pittsburgh	2016	3	357
10. Freeman McNeil	N.Y. Jets	1982	3	349

RUSHING YARDS IN A SINGLE POSTSEASON

Derrick Henry accumulated 446 rushing yards during the 2019 playoffs. He had 182 yards on 34 carries in the wild card round at New England, followed by 195 yards on 30 attempts in the divisional round at Baltimore. In the AFC championship game, he had 69 yards on 19 rushing attempts.

Henry's average of 148.7 rushing yards per game ranked fourth in NFL history for players with at least two games played. Only a trio of Pro Football Hall of Fame members—Denver Broncos running back **Terrell Davis** (156.0 in 1998), Los Angeles Raiders running back **Marcus Allen** (155.3 in 1983) and Washington Redskins running back **John Riggins** (152.5 in 1982) have averaged more rushing yards in a single postseason than Henry.

In Titans/Oilers history, **Eddie George** established the previous record for average rushing yards in a single postseason during the 1999 playoffs. In four games, George carried the ball 108 times for 449 yards, or an average of 112.3 yards per contest.

Most rushing yards per game in a single NFL postseason (minimum two games):

Player	Team	Season	Games	Rush Yards	Per Game
1. Terrell Davis	Denver	1998	3	468	156.0
2. Marcus Allen	L.A. Raiders	1983	3	466	155.3
3. John Riggins	Washington	1982	4	610	152.5
4. Derrick Henry	Tennessee	2019	3	446	148.7
5. Eric Dickerson	L.A. Rams	1985	2	294	147.0
6. Terrell Davis	Denver	1997	4	581	145.3
7. Arian Foster	Houston	2011	2	285	142.5
8. Thurman Thomas	Buffalo	1990	3	390	130.0
9. Brian Westbrook	Philadelphia	2006	2	257	128.5
10. Fred Taylor	Jacksonville	1998	2	248	124.0



FRANCHISE PLAYOFF RUSHING LEADERS

In the 2021 postseason, **Derrick Henry** increased his career playoff totals to 732 rushing yards on 156 attempts. He is second on the franchise's all-time postseason rushing list behind only **Eddie George** (776).

Henry is tied with **Earl Campbell** for third place on the franchise's all-time postseason leaderboard with four rushing touchdowns, trailing **Steve McNair** (six) and **George** (five).

Franchise career postseason rushing leaders:

Player	Games	Att	Yards	Avg	TD
1. Eddie George	9	206	776	3.8	5
2. Derrick Henry	7	156	732	4.7	4
3. Earl Campbell	6	135	420	3.1	4
4. Steve McNair	9	54	349	6.5	6
5. Lorenzo White	7	76	264	3.5	1

RUSHING YARDS IN A TITANS PLAYOFF GAME

On Jan. 4, 2020, **Derrick Henry** rushed for 182 yards and one touchdown on 34 attempts in a wild card playoff victory at New England. In doing so, he set a new franchise single-game postseason record for rushing yards in a game, surpassing **Eddie George's** 162 yards at Indianapolis on Jan. 16, 2000.

One week later, on Jan. 11, 2020, Henry broke his own record, going for 195 rushing yards on 30 carries at Baltimore.

Henry now owns two of the top three rushing games in franchise postseason history.

Most single-game rushing yards in franchise postseason history:

Player	Date	Opp	Att	Yds	Avg	TD
1. Derrick Henry	1/11/20	at Bal	30	195	6.5	0
2. Derrick Henry	1/4/20	at NE	34	182	5.4	1
3. Eddie George	1/16/00	at Ind	26	162	6.2	1
4. Derrick Henry	1/6/18	at KC	23	156	6.8	1
5. Earl Campbell	12/31/78	at NE	27	118	4.4	1
6. Eddie George	1/8/00	Buf	29	106	3.7	0
7. Eddie George	1/30/00	StL (SB)	28	95	3.4	2

SCRIMMAGE YARDS IN A TITANS PLAYOFF GAME

Derrick Henry's 182 rushing yards and 22 receiving yards in the team's wild card playoff victory at New England on Jan. 4, 2020 gave him a franchise-record 204 scrimmage yards.

Henry broke his own record of 191 scrimmage yards in a wild card playoff contest at Kansas City on Jan. 6, 2018 (156 rushing, 35 receiving).

On Jan. 11, 2020, one week after establishing the current record, Henry had 202 scrimmage yards (195 rushing, seven receiving) at Baltimore, giving him the three biggest scrimmage yards totals in franchise postseason history.

Prior to Henry, the organization record stood for 57 years. It was set on Jan. 1, 1961, when **Billy Cannon** had 178 scrimmage yards against the Los Angeles Chargers.

Most single-game scrimmage yards in franchise postseason history:

Player	Date	Opp	Rush Yards	Rec Yards	Scrim Yards
1. Derrick Henry	1/4/20	at NE	182	22	204
2. Derrick Henry	1/11/20	at Bal	195	7	202
3. Derrick Henry	1/6/18	at KC	156	35	191
4. Billy Cannon	1/1/61	LAC	50	128	178
5. Eddie George	1/16/00	at Ind	162	14	176
6. Eddie George	1/7/01	Bal	91	52	143
7. Ernest Givins	12/31/89	at Pit	0	136	136

TITANS
TIGHT ENDS

No.	Name	Ht	Wt	Exp	College
87	Mack, Alizé	6-4	251	1	Notre Dame
89	Odukoya, Thomas	6-6	253	1	Eastern Michigan
85	Okonkwo, Chig	6-3	238	2	Maryland
86	Rader, Kevin	6-4	250	3	Youngstown State
83	Rigg, Justin	6-6	259	1	Kentucky
88	Wesco, Trevon	6-3	267	5	West Virginia
81	Whyte, Josh	6-7	248	R	Cincinnati

#85 • TE CHIG OKONKWO

6-3, 238, 2nd Year, Maryland

[Click for complete bio](#)



Tight end **Chig Okonkwo** (pronounced "CHIGG oh-KAHN-kwoh") is in his second NFL season in 2023. He was selected by the Titans in the fourth round (143rd overall) of the 2022 NFL Draft.

During his rookie season, he appeared in all 17 games with eight starts and totaled 32 receptions for 450 yards (14.1 avg.) and three touchdowns. His yardage total ranked second on the team. He also tied for fifth on the team with seven special teams tackles. He was named to the Pro Football Writers of America All-Rookie team.

Okonkwo's 450 receiving yards in 2022 established a new record for franchise rookie tight ends, surpassing **Ben Troupe's** 329 yards in 2004. Okonkwo tied **Chris Dressel** (32 receptions in 1983) for the third-best reception total among all Titans/Oilers rookie tight ends, trailing only **Bo Scaife** (37 in 2005) and **Troupe** (33 in 2004), and he became the second rookie tight end in franchise history with at least three touchdown catches, joining **Dressel** (four in 1983).

The Powder Springs, Ga., native appeared in 37 games with 20 starts over four seasons (2018-21) at Maryland and caught 77 passes for 717 yards and eight touchdowns. He added three carries for 72 yards and three touchdowns, including a career-long rush of 54 yards.

As a senior in 2021, he started all 13 games and posted career-high marks with 52 catches for 447 yards and a team-leading five touchdowns.



His 52 receptions ranked second in Terrapins history for a single season by a tight end, behind only former Titans tight end **Frank Wycheck** (58 in 1990). Okonkwo's 447 receiving yards were the most by a Terps tight end in a season since **Vernon Davis** (871 in 2005).

He sat out the 2020 season with myocarditis due to COVID-19. Prior to then, he saw action in 12 games (four starts) as a freshman and 12 games (three starts) as a sophomore.

Okonkwo's 2022/Career Regular Season Statistics:

Year	Team	GP	GS	Rec	Yds	Avg	Lg	TD
2022	Ten	17	8	32	450	14.1	48	3

Okonkwo's Regular Season Single-Game Highs:

- Receptions** - 6 vs. Jacksonville (12/11/22)
- Receiving Yards** - 68 at Philadelphia (12/4/22)
- Long Reception** - 48 at Kansas City (11/6/22)
- Receiving Touchdowns** - 1 (Three times, last at Jacksonville, 1/7/23)

NFL TIGHT ENDS IN 2022, WEEK 9-18

In 2022, Titans rookie **Chig Okonkwo** was one of the NFL's most productive tight ends during the second half of his rookie season. From Week 9 through the end of the season, his 398 receiving yards ranked fifth in the NFL behind only four veterans: **Travis Kelce** (785), **T.J. Hockenson** (519), **George Kittle** (446) and **Evan Engram** (436).

Most receiving yards among NFL tight ends in 2022 from Week 9 to Week 18:

player	Team	Rec	Yards	Avg	Lg	TD
1. Travis Kelce	Kansas City Chiefs	63	785	12.5	52	5
2. T.J. Hockenson	Minnesota Vikings	60	519	8.7	21	3
3. George Kittle	San Francisco 49ers	32	446	13.9	54t	9
4. Evan Engram	Jacksonville Jaguars	41	436	10.6	36	3
5. Chig Okonkwo	Tennessee Titans	27	398	14.7	48	2
6. Cole Kmet	Chicago Bears	36	385	10.7	50t	6
7. Dalton Schultz	Dallas Cowboys	37	374	10.1	22	5
8. Pat Freiermuth	Pittsburgh Steelers	31	365	11.8	57	1
9. Dawson Knox	Buffalo Bills	31	359	11.6	45	4
10. Mark Andrews	Baltimore Ravens	31	359	11.6	36	0

ROOKIE TIGHT ENDS IN 2022

Chig Okonkwo was selected by the Titans in the fourth round of the 2022 NFL Draft. He was the 143rd overall pick and the 10th tight end selected in the draft. Nevertheless, he led all tight ends in his rookie class with 450 receiving yards. His 32 receptions ranked fourth within the group, while his three touchdown catches tied for the lead (**Isaiah Likely** and **Jelani Woods**).

Among rookies at all positions, Okonkwo's 450 receiving yards ranked eighth.

Most receiving yards by rookie tight ends in 2022:

Player	Team	Draft Round (Overall)	Rec	Yards	Avg	TD
1. Chig Okonkwo	Ten	4 (143)	32	450	14.1	3
2. Greg Dulcich	Den	3 (80)	33	411	12.5	2
3. Cade Otton	TB	4 (106)	42	391	9.3	2
4. Isaiah Likely	Bal	4 (139)	36	373	10.4	3
5. Jelani Woods	Ind	3 (73)	25	312	12.5	3
6. Daniel Bellinger	NYG	4 (112)	30	268	8.9	2
7. Trey McBride	Ari	2 (55)	29	265	9.1	1
8. Jake Ferguson	Dal	4 (129)	19	174	9.2	2
9. Connor Heyward	Pit	6 (208)	12	151	12.6	1
10. Teagan Quitoriano	Hou	5 (170)	7	113	16.1	2
James Mitchell	Det	5 (177)	11	113	10.3	1

FRANCHISE ROOKIE TIGHT ENDS

In 2022, **Chig Okonkwo** had one of the most productive seasons in franchise history by a rookie tight end. His 450 receiving yards established a new record for Titans/Oilers rookies at his position, while his 32 receptions tied for the third-best total among the organization's rookies at his position. The fourth-round pick from the University of Maryland also became the second Titans/Oilers rookie tight end with three or more touchdown receptions, joining **Chris Dressel**, who had four touchdown catches after entering the NFL in 1983.

Most receiving yards by a rookie tight end in franchise history:

Player	Rookie Year	Receiving Yards
1. Chig Okonkwo	2022	450
2. Ben Troupe	2004	329
3. Chris Dressel	1983	316
4. Bo Scaife	2005	273
5. Willie Frazier	1964	227

Most receptions by a rookie tight end in franchise history:

Player	Rookie Year	Receptions
1. Bo Scaife	2005	37
2. Ben Troupe	2004	33
3. Chig Okonkwo	2022	32
Chris Dressel	1983	32
5. Erron Kinney	2000	19

Most touchdown receptions by a rookie tight end in franchise history:

Player	Rookie Year	TD Receptions
1. Chris Dressel	1983	4
2. Chig Okonkwo	2022	3
Jonnu Smith	2017	2
Bo Scaife	2005	2
Willie Frazier	1964	2





TITANS WIDE RECEIVERS

No.	Name	Ht	Wt	Exp	College
16	Burks, Treylon	6-2	225	2	Arkansas
14	Dowell, Colton	6-3	212	R	Tennessee-Martin
82	Harrison, Tre'Shaun	5-11	188	R	Oregon State
84	Holmes, Gavin	5-10	200	R	Baylor
10	Hopkins, DeAndre	6-1	212	11	Clemson
5	Jackson, Kearis	5-11	196	R	Georgia
12	Kinsey, Mason	5-11	200	1	Berry College
13	McMath, Racey	6-3	217	3	Louisiana State
11	Moore, Chris	6-1	200	8	Cincinnati
18	Philips, Kyle	5-11	189	2	UCLA
80	Roberson Jr., Reggie	5-11	205	1	Southern Methodist
15	Westbrook-Ikhine, Nick	6-2	211	4	Indiana

#10 • WR DeANDRE HOPKINS

6-1, 212, 11th Year/1st with Titans, Clemson

[Click for complete bio](#)



Wide receiver **DeAndre Hopkins** is in his 11th NFL season and his first campaign with the Titans in 2023. He was signed by the team prior to training camp.

Hopkins entered the league as the 27th overall pick in the 2013 NFL Draft out of Clemson and spent his first seven seasons with the Houston Texans before being traded to the Arizona Cardinals in 2020.

In his first 10 seasons, Hopkins established himself as one of the premier receivers in NFL history. During that 10-year period, he ranked first in receptions (853), first in first-down receptions (594), second in receiving yards (11,298), fourth in receiving touchdowns (71), and first in receptions of 25-plus yards (102).

From 2013 through 2022, Hopkins surpassed 100 receptions four times, had six seasons reaching 1,000 receiving yards, recorded three seasons with at least 10 touchdowns, and posted 100 or more receiving yards in a game 40 times.

He has been named to five Pro Bowls (2015, 2017-20) and received AP All-Pro honors four times—first-team All-Pro from 2017 to 2019 and second-team All-Pro in 2020.

Through 2022, he had at least one reception in all 145 career games he played during the regular season. That represents the longest active streak in the NFL at the conclusion of 2022 and the fourth-longest streak in the Super Bowl era to begin a career. Hopkins was the only NFL player to have 100-plus receptions every season between 2018-20.

During the 2022 campaign, Hopkins finished with a team-high 64 receptions for 717 yards (second on the team) and three touchdowns despite being limited to nine contests. His average of 7.1 receptions per game ranked fourth in the NFL among all players. His three games with 10-plus receptions matched the second most in franchise annals behind **Larry Fitzgerald's** four such performances in 2017.

At the conclusion of his tenure with the Texans (2013-19), Hopkins owned several franchise records, including franchise marks for career receiving average (13.6), receptions in a season (115 in 2018; tied Andre Johnson, 2008), receiving touchdowns in a season (13 in 2017) and receiving first downs in a season (83 in 2015). When he left Houston, he ranked second on the franchise's all-time career charts in receptions (632), receiving yards (8,602) and touchdown catches (54), trailing only **Andre Johnson** in each category.

The Central, S.C., native appeared in 39 games with 32 starts over three seasons (2010-12) at Clemson and totaled 206 receptions for 3,020 yards and 27 touchdowns. He left Clemson ranked first in school history in receiving yards, first in receiving touchdowns, first in 100-yard receiving games (12) and second in receptions. As a junior (2012), he led the team with 82 receptions for 1,405 yards and 18 touchdowns.

Hopkins' Career Regular Season Statistics:

Year	Team	GP	GS	Rec	Yds	Avg	Lg	TD
2013	Hou	16	16	52	802	15.4	66	2
2014	Hou	16	16	76	1,210	15.9	76t	6
2015	Hou	16	16	111	1,521	13.7	61t	11
2016	Hou	16	16	78	954	12.2	51	4
2017	Hou	15	15	96	1,378	14.4	72t	13
2018	Hou	16	16	115	1,572	13.7	49t	11
2019	Hou	15	15	104	1,165	11.2	43t	7
2020	Ari	16	16	115	1,407	12.2	60	6
2021	Ari	10	10	42	572	13.6	55	8
2022	Ari	9	9	64	717	11.2	33t	3
Totals		145	145	853	11,298	13.2	76t	71

Hopkins' Career Postseason Statistics:

Year	Team	GP	GS	Rec	Yds	Avg	Lg	TD
2015	Hou	1	1	6	69	11.5	17	0
2016	Hou	2	2	11	132	12.0	38	1
2018	Hou	1	1	5	37	7.4	13	0
2019	Hou	2	2	15	208	13.9	41	0
Playoff Totals		6	6	37	446	12.1	41	1

#16 • WR TREYLON BURKS

6-2, 225, 2nd Year, Arkansas

[Click for complete bio](#)



Wide receiver **Treylon Burks** is in his second NFL season in 2023. He was selected by the Titans in the first round (18th overall) of the 2022 NFL Draft.

As a rookie, Burks appeared in 11 games with six starts, totaling 33 receptions for 444 yards and one touchdown. His reception total tied for third place on the team, while his yardage total tied for third on the squad. Among NFL rookies in 2022, Burks' 444 receiving yards ranked ninth.

In three seasons (2019-21) at the University of Arkansas, Burks appeared in 32 career games with 30 starts. He totaled 146 receptions for 2,399 yards and 18 touchdowns to go along with 32 rushing attempts for 222 yards and one score. He returned 13 punts for 134 yards (10.3-yard average) and returned 11 kickoff returns for 226 yards (20.5 avg.).

At the conclusion of his collegiate career, he ranked sixth in Razorbacks history in career receptions and receiving yards, and his touchdown reception total tied for fifth all-time. He set an Arkansas record with 10 career 100-yard receiving games, including a school-record six 100-yard receiving performances in his final year.

Burks earned All-SEC honors in each of his three seasons: in 2019, second-team All-SEC as a returner and All-Freshman as a receiver; second-team All-SEC in 2020; and first-team All-SEC in 2021.

The Warren, Ark., native was drafted with the highest pick of any Arkansas player since **Darren McFadden** was taken fourth overall in 2008, and Burks was the first Arkansas wide receiver to be selected in the first round since **Matt Jones** was taken 21st overall by Jacksonville in 2006.

As a junior in 2021, Burks was named first-team All-SEC after totaling 66 receptions (seventh in the SEC) for 1,104 yards (fourth) and 11 touchdowns (fourth). His 92.0 receiving yards per game ranked third in the SEC behind only **Jameson Williams** (104.8) and **Wan'Dale Robinson** (102.6).

As a sophomore in 2020, he was named second-team All-SEC after contributing 51 receptions for 820 yards and seven touchdowns. His 91.1 receiving yards per game ranked third in the SEC behind only **Elijah Moore** (149.1) and **DeVonta Smith** (142.8).

Burks' 2022/Career Regular Season Statistics:

Year	Team	GP	GS	Rec	Yds	Avg	Lg	TD
2022	Ten	11	6	33	444	13.5	51	1

Burks' Regular Season Single-Game Highs:

- Receptions** - 7 at Green Bay (11/17/22)
- Receiving Yards** - 111 at Green Bay (11/17/22)
- Long Reception** - 51 (Twice, last vs. Cincinnati, 11/27/22)
- Receiving Touchdowns** - 1 at Philadelphia (12/4/22)

Hopkins' Regular Season Single-Game Highs:

- Receptions** - 14 at San Francisco (9/13/20)
- Receiving Yards** - 238 vs. Tennessee (11/30/14)
- Long Reception** - 76t vs. Washington (9/7/14)
- Touchdowns** - 3 vs. Kansas City (10/8/17)
- Rushes** - 1 (Four times, last vs. Philadelphia, 12/20/20)
- Rushing Yards** - 12 vs. Denver (12/8/19)
- Longest Rush** - 12 vs. Denver (12/8/19)

Hopkins' Playoff Single-Game Highs:

- Receptions** - 9 at Kansas City (1/12/20)
- Receiving Yards** - 118 at Kansas City (1/12/20)
- Long Reception** - 41 vs. Buffalo (1/4/20)
- Touchdowns** - 1 vs. Oakland (1/7/17)

NFL LEADERS SINCE 2013

Since entering the NFL as a first-round pick in 2013, Titans wide receiver **DeAndre Hopkins** ranks among the league leaders in several receiving categories.

Most receptions since 2013:

Player	Current/Last Team	Receptions
1. DeAndre Hopkins	Tennessee Titans	853
2. Travis Kelce	Kansas City Chiefs	814
3. Keenan Allen	Los Angeles Chargers	796
4. Antonio Brown	Tampa Bay Buccaneers	777
5. Julio Jones	Tampa Bay Buccaneers	770
6. Davante Adams	Las Vegas Raiders	769
7. Jarvis Landry	New Orleans Saints	713
8. Stefon Diggs	Buffalo Bills	703
9. Mike Evans	Tampa Bay Buccaneers	683
10. Zach Ertz	Arizona Cardinals	682

Most receiving yards since 2013:

Player	Current/Last Team	Receiving Yards
1. Julio Jones	Tampa Bay Buccaneers	11,472
2. DeAndre Hopkins	Tennessee Titans	11,298
3. Mike Evans	Tampa Bay Buccaneers	10,425
4. Travis Kelce	Kansas City Chiefs	10,344
5. Antonio Brown	Tampa Bay Buccaneers	10,229
6. Davante Adams	Las Vegas Raiders	9,637
7. Keenan Allen	Los Angeles Chargers	9,287
8. T.Y. Hilton	Dallas Cowboys	8,951
9. Stefon Diggs	Buffalo Bills	8,812
10. Brandin Cooks	Dallas Cowboys	8,616

Most receiving touchdowns since 2013:

Player	Current/Last Team	Receiving TDs
1. Davante Adams	Las Vegas Raiders	87
2. Mike Evans	Tampa Bay Buccaneers	81
3. Antonio Brown	Tampa Bay Buccaneers	76
4. DeAndre Hopkins	Tennessee Titans	71
5. Travis Kelce	Kansas City Chiefs	69
6. Tyreek Hill	Miami Dolphins	63
7. Jimmy Graham	New Orleans Saints	60
8. Stefon Diggs	Buffalo Bills	59
9. Marvin Jones	Detroit Lions	57
10. Odell Beckham Jr.	Baltimore Ravens	56

Most 100-yard receiving games since 2013:

Player	Current/Last Team	100-Yard Rec Games
1. Julio Jones	Tampa Bay Buccaneers	50
2. Antonio Brown	Tampa Bay Buccaneers	43
3. DeAndre Hopkins	Tennessee Titans	39
Davante Adams	Las Vegas Raiders	39
5. Travis Kelce	Kansas City Chiefs	35
6. Mike Evans	Tampa Bay Buccaneers	33
Keenan Allen	Los Angeles Chargers	33
8. Stefon Diggs	Buffalo Bills	31
9. Amari Cooper	Cleveland Browns	30
10. T.Y. Hilton	Dallas Cowboys	29

CONSECUTIVE GAMES WITH RECEPTION

DeAndre Hopkins has at least one reception in all 145 games played during his career. That is the longest active streak in the NFL. It is also the fourth-longest streak to begin a career in the Super Bowl era (since 1966).

Most consecutive games with at least one reception, active streak:

Player	Current Team	Games
1. DeAndre Hopkins	Tennessee Titans	145
2. Travis Kelce	Kansas City Chiefs	143
3. Stefon Diggs	Buffalo Bills	119
4. Zach Ertz	Arizona Cardinals	116
5. Davante Adams	Las Vegas Raiders	114
6. Allen Robinson	Pittsburgh Steelers	110
7. Cole Beasley	New York Giants	101
8. T.Y. Hilton	Dallas Cowboys	100
Jamison Crowder	New York Giants	100
10. George Kittle	San Francisco 49ers	82

Consecutive games with a reception to begin a career, Super Bowl era (1966–present):

Player	Position	Games
1. Marvin Harrison	WR	190
2. Keyshawn Johnson	WR	167
3. Marshall Faulk	RB	158
4. DeAndre Hopkins	WR	145 (active)
5. Jeremy Shockey	TE	136
6. Calvin Johnson	WR	135
7. Michael Crabtree	WR	120
8. <i>Stefon Diggs</i>	WR	119 (active)
9. <i>Allen Robinson</i>	WR	110 (active)
10. Randy Moss	WR	101

RECEPTIONS PER GAME IN 2022

DeAndre Hopkins totaled 64 receptions for 717 yards and three touchdowns in 2022 despite being limited to nine games. His average of 7.1 receptions per game ranked fourth in the NFL among all players.

Most receptions per game in 2022:

Player	Team	Games	Receptions	Per Game
1. Cooper Kupp	LA Rams	9	75	8.3
2. Justin Jefferson	Minnesota	17	128	7.5
3. Ja'Marr Chase	Cincinnati	12	87	7.3
4. DeAndre Hopkins	Arizona	9	64	7.1
5. Tyreek Hill	Miami	17	119	7.0
6. Chris Godwin	Tampa Bay	15	104	6.9
7. Stefon Diggs	Buffalo	16	108	6.8
8. Amon-Ra St. Brown	Detroit	16	106	6.6
Keenan Allen	LA Chargers	10	66	6.6
10. Travis Kelce (TE)	Kansas City	17	110	6.5



PLAYERS WITH 800/11,000/70

Through 2022, wide receiver **DeAndre Hopkins** was one of 22 players in NFL history to reach 800 receptions, 11,000 receiving yards and 70 touchdown catches during a career.

Players in NFL history with 800 receptions, 11,000 receiving yards and 70 touchdown catches:

Player	Receptions	Yards	Rec TDs
Jerry Rice ^{HOF}	1,549	22,895	197
Larry Fitzgerald	1,432	17,492	121
Tony Gonzalez ^{HOF}	1,325	15,127	111
Jason Witten	1,228	13,046	74
Marvin Harrison ^{HOF}	1,102	14,580	128
Cris Carter ^{HOF}	1,101	13,899	130
Tim Brown ^{HOF}	1,094	14,934	100
Terrell Owens ^{HOF}	1,078	15,934	153
Anquan Boldin	1,076	13,779	82
Reggie Wayne	1,070	14,345	82
Andre Johnson	1,062	14,185	70
Steve Smith	1,031	14,731	81
Isaac Bruce ^{HOF}	1,024	15,208	91
Hines Ward	1,000	12,083	85
Randy Moss ^{HOF}	982	15,292	156
Brandon Marshall	970	12,351	83
Antonio Gates	955	11,841	116
Andre Reed ^{HOF}	951	13,198	87
Antonio Brown	928	12,291	83
Torry Holt	920	13,382	74
DeAndre Hopkins	853	11,298	71
Irving Fryar	851	12,785	84

HOF - Member of the Pro Football Hall of Fame

YOUNGEST TO 800 AND 11,000

As a member of the Arizona Cardinals on Oct. 30, 2022, Hopkins' first catch of the game at Minnesota was the 800th reception of his career. Only two players in NFL history reached 800 receptions at a younger age than Hopkins (30 years, 146 days)—**Larry Fitzgerald** and **Antonio Brown**.

Youngest players in NFL history to reach 800 career receptions:

Player	Age Reaching 800 Receptions
1. Larry Fitzgerald	30 years, 57 days
2. Antonio Brown	30 years, 138 days
3. DeAndre Hopkins	30 years, 146 days
4. Jason Witten (TE)	30 years, 238 days
5. Andre Johnson	31 years, 165 days

On Nov. 21, 2022, DeAndre Hopkins had 91 yards against the 49ers to surpass 11,000 receiving yards for his career. At 30 years, 168 days old, he became the fourth-youngest player in NFL history to reach the milestone.

Youngest players in NFL history to reach 11,000 career receiving yards:

Player	Age Reaching 11,000 Yards
1. Calvin Johnson	30 years, 33 days
2. Larry Fitzgerald	30 years, 85 days
3. Antonio Brown	30 years, 159 days
4. DeAndre Hopkins	30 years, 168 days
5. Randy Moss	30 years, 222 days

HOPKINS' CAREER 100-YARD RECEIVING GAMES

Date	Opp	W/L	Rec.	Yds.	Avg.	Lg	TD
11/30/14	Tennessee	W	9	238	26.4	58t	2
10/29/17	at Seattle	L	8	224	28.0	72t	1
12/15/18	at NY Jets	W	10	170	17.0	45t	2
10/8/15	Indianapolis	L	11	169	15.4	34	0
9/30/18	at Indianapolis	W	10	169	16.9	30	1
12/20/20	Philadelphia	W	9	169	18.8	45	1
10/30/22	at Minnesota	L	12	159	13.3	33	1
10/4/15	at Atlanta	L	9	157	17.4	28	0
10/7/18	Dallas	W	9	151	16.8	49	0
9/13/20	at San Francisco	W	14	151	10.8	33	0
12/10/17	San Francisco	L	11	149	13.5	29t	2
10/18/15	at Jacksonville	W	10	148	14.8	29	2
12/30/18	Jacksonville	W	12	147	12.3	43	0
9/27/20	Detroit	L	10	137	13.7	30	0
12/13/20	at NY Giants	W	9	136	15.1	41	0
10/11/20	at NY Jets	W	6	131	21.8	45	1
11/15/20	Buffalo	W	7	127	18.1	43t	1
11/27/17	at Baltimore	L	7	125	17.9	39	0
11/1/17	at Tennessee	L	7	123	17.6	51	0
12/8/19	Denver	L	7	120	17.1	43t	1
12/15/19	at Tennessee	W	6	119	19.8	35	0
11/22/15	NY Jets	W	5	118	23.6	61t	2
1/12/20 *	at Kansas City	L	9	118	13.1	38	0
9/15/13	Tennessee	W	7	117	16.7	28	1
12/27/15	at Tennessee	W	7	117	16.7	44	1
9/21/14	at NY Giants	L	6	116	19.3	49	0
11/2/14	Philadelphia	L	6	115	19.2	45	1
9/18/16	Kansas City	W	7	113	16.1	35	1
11/12/17	at LA Rams	L	7	111	15.9	36	0
9/9/19	at New Orleans	L	8	111	13.9	38	2
9/16/18	at Tennessee	L	6	110	18.3	31	1
10/27/19	Oakland	W	11	109	9.9	21	0
10/20/14	at Pittsburgh	L	6	108	18.0	32	0
10/1/17	Tennessee	W	10	107	10.7	21	1
10/20/19	at Indianapolis	L	9	106	11.8	21	1
11/4/18	at Denver	W	10	105	10.5	16t	1
12/23/18	at Philadelphia	L	9	104	11.6	18	0
10/25/20	Seattle	W	10	103	10.3	35t	1
10/20/22	New Orleans	W	10	103	10.3	18	0
9/27/15	Tampa Bay	W	8	101	12.6	29	1

* Playoffs



#15 • WR NICK WESTBROOK-IKHINE

6-2, 211, 4th Year, Indiana
[Click for complete bio](#)



Wide receiver **Nick Westbrook-Ikhine** is in his fourth NFL season in 2023. He was originally signed by the Titans as a rookie free agent on May 7, 2020.

From the beginning of 2021, his second year in the NFL, through his third year, Westbrook-Ikhine led the Titans in receiving yards (873) and touchdown catches (seven), and his 63 receptions in that time tied for first place.

In 2022, Westbrook-Ikhine appeared in all 17 games with a career-high 13 starts. He posted 25 catches for 397 yards and three touchdowns.

In 2021, he played in 16 games with seven starts. He ranked second on the team and set career highs with 38 receptions, 476 receiving yards and four touchdown catches, and he added three tackles on special teams. Westbrook-Ikhine was named the team's 2021 recipient of the Ed Block Courage Award.

As a rookie in 2020, he appeared in 14 games with one start and totaled three receptions for 33 yards, two special teams tackles and one reception for a two-point conversion. In one playoff game, he registered two catches for 17 yards and a special teams tackle.

A native of Lake Mary, Fla., he appeared in 52 games with 36 starts at Indiana University, where he totaled 144 receptions for 2,226 yards with 16 touchdowns over four seasons. He ranked sixth in school history in catches, seventh in yardage and touchdowns, and tied for seventh in 100-yard receiving games (six). He became the seventh Hoosier to reach 125 receptions and 2,000 yards. As a senior in 2019, he caught 42 passes for 572 yards and five touchdowns.

Westbrook-Ikhine's Career Regular Season Statistics:

Year	Team	GP	GS	Rec	Yds	Avg	Lg	TD
2020	Ten	14	1	3	33	11.0	19	0
2021	Ten	16	7	38	476	12.5	46	4
2022	Ten	17	13	25	397	15.9	63t	3
Totals		47	21	66	906	13.7	63t	7

Westbrook-Ikhine's Career Postseason Statistics:

Year	Team	GP	GS	Rec	Yds	Avg	Lg	TD
2020	Ten	1	0	2	17	8.5	12	0
2021	Ten	1	0	0	0	-	0	0
Totals		2	0	2	17	8.5	12	0

Westbrook-Ikhine's Regular Season Single-Game Highs:

- Receptions** - 7 vs. Houston (11/21/21)
- Receiving Yards** - 119 vs. Denver (11/13/22)
- Long Reception** - 63t vs. Denver (11/13/22)
- Receiving Touchdowns** - 2 vs. Denver (11/13/22)

Westbrook-Ikhine's Playoff Single-Game Highs:

- Receptions** - 2 vs. Baltimore (1/10/21)
- Receiving Yards** - 17 vs. Baltimore (1/10/21)
- Long Reception** - 12 vs. Baltimore (1/10/21)



TITANS OFFENSIVE LINEMEN

CENTERS

No.	Name	Ht	Wt	Exp	College
55	Brewer, Aaron	6-1	295	4	Texas State
62	Levin, Corey	6-4	307	5	Chattanooga
67	Newman, Xavier	6-2	297	1	Baylor

GUARDS

No.	Name	Ht	Wt	Exp	College
60	Brunskill, Daniel	6-5	300	5	San Diego State
72	Leglue, John	6-7	310	2	Tulane
64	Murray, Jimmy	6-5	318	3	Holy Cross
75	Radunz, Dillon	6-6	301	3	North Dakota State
70	Roos, Jordan	6-3	302	4	Purdue
77	Skoronski, Peter	6-4	313	R	Northwestern

TACKLES

No.	Name	Ht	Wt	Exp	College
71	Dillard, Andre	6-5	315	5	Washington State
79	Duncan, Jaelyn	6-6	306	R	Maryland
66	Hubbard, Chris	6-4	295	10	Alabama-Birmingham
68	Johnson, Zack	6-6	301	1	North Dakota State
73	Murray, Justin	6-5	315	6	Cincinnati
61	Ojukwu, John	6-5	309	R	Boise State
78	Petit-Frere, Nicholas	6-5	316	2	Ohio State
76	Rupcich, Andrew	6-6	318	1	Culver-Stockton

#55 • OL AARON BREWER

6-1, 295, 4th Year, Texas State
[Click for complete bio](#)



Aaron Brewer is in his fourth NFL season in 2023. He was signed by the Titans as an undrafted free agent on May 7, 2020.

In 2022, Brewer played in every game and started every game for the first time in his career. He started 15 contests at left guard and two games at center, and he helped running back **Derrick Henry** finish second in the NFL with 1,538 rushing yards.

In 2021, he appeared in 12 games with a career-high five starts, including three starts at right guard and two starts at left guard.

As a rookie in 2020, he appeared in 12 games with one start at left guard (Nov. 22 at Baltimore) before landing on reserve/COVID-19 for the postseason.

The Dallas, Texas, native appeared in 48 games with 47 consecutive starts in four seasons at Texas State. During his college career, he started at least five games at every position on the offensive line. He totaled eight starts at left tackle, seven starts at left guard, 15 starts at center, five starts at right guard and 12 starts at right tackle.

As a senior, he started all 12 contests at right tackle and earned All-Sun Belt second-team recognition. He was the highest-graded offensive lineman in the Sun Belt Conference (82.8) by Pro Football Focus, surrendering just three combined sacks and hits in 496 snaps in pass protection.

Brewer's Career Regular Season Games Played/Games Started:

Year	Team	GP	GS	Starts by Position
2020	Ten	12	1	LG-1
2021	Ten	12	5	LG-2, RG-3
2022	Ten	17	17	LG-15, C-2
NFL Totals		41	23	LG-18, RG-3, C-2

Brewer's Career Postseason Games Played/Games Started:

Year	Team	GP	GS	Starts by Position
2020	Ten	0	0	
2021	Ten	1	0	
Playoff Totals		1	0	

#60 • OL DANIEL BRUNSKILL

6-5, 300, 5th Year, San Diego State

[Click for complete bio](#)

Daniel Brunskill is in his fifth NFL season and his first campaign with the Titans in 2023. He was signed as an unrestricted free agent on March 20, 2023.

Brunskill joined the Titans after spending four seasons (2019-22) with the San Francisco 49ers. In San Francisco, he appeared in 61 games and totaled 42 starts, including starts at every offensive line position: one at left tackle, one at left guard, eight at center, 28 at right guard and four at right tackle. During his four years with San Francisco, the 49ers ranked fifth in the NFL in rushing yards (8,772) and third in rushing touchdowns (84).


Brunskill also arrived in Tennessee with nine games of postseason experience, including a Super Bowl appearance during the 2019 season.

In 2022, Brunskill played in 14 contests with one start at left guard and one start at right guard. He contributed to an offense that ranked fifth in the league in total yards and sixth in scoring.

In 2021, he recorded a career-high 17 starts, all at right guard.

In 2017, Brunskill entered the NFL as an undrafted college free agent with the Atlanta Falcons. He spent two years on Atlanta's practice squad before signing with San Francisco in 2019.

The Valley Center, Calif., native played four seasons at San Diego State University (2013-16), where he appeared in 54 games with 32 starts. He switched from tight end to offensive line prior to his senior season and finished his college career with 15 receptions for 143 yards and three touchdowns.

Brunskill's Career Regular Season Games Played/Games Started:

Year	Team	GP	GS	Starts by Position
2019	SF	14	7	RT-4, RG-2, LT-1
2020	SF	16	16	RG-8, C-8
2021	SF	17	17	RG-17
2022	SF	14	2	RG-1, LG-1
NFL Totals		61	42	RG-28, C-8, RT-4, LG-1, LT-1

Brunskill's Career Postseason Games Played/Games Started:

Year	Team	GP	GS	Starts by Position
2019	SF	3	0	
2021	SF	3	3	RG-3
2022	SF	3	0	
Playoff Totals		9	3	RG-3

#71 • OL ANDRE DILLARD

6-5, 315, 5th Year, Washington State

[Click for complete bio](#)

Andre Dillard is in his fifth NFL season and his first campaign with the Titans in 2023. He was signed as an unrestricted free agent on March 20, 2023.

Dillard joined the Titans after spending four seasons (2019-22) with the Philadelphia Eagles. In Philadelphia, he played in 43 games with nine starts, including eight starts at left tackle and one start at right tackle.

In 2022, he appeared in 12 games and added three games played during the postseason. He was part of a team that won the NFC and advanced to Super Bowl LVII.

In 2021, the Eagles led the NFL in rushing offense (159.7 yards/game). Dillard recorded 15 games played and five starts.

As a rookie in 2019, Dillard played in every game and notched four starts—three at left tackle and one at right tackle.

The Eagles selected Dillard in the first round (22nd overall) of the 2019 NFL Draft following his career at Washington State, where he earned All-America honors as a senior after allowing one sack in 722 pass-blocking snaps. He played 42 games during his college career, including 39 starts at left tackle to end his college career for the Cougars.

He is a native of Woodinville, Wash.

Dillard's Career Regular Season Games Played/Games Started:

Year	Team	GP	GS	Starts by Position
2019	Phi	16	4	LT-3, RT-1
2020	Phi	0	0	
2021	Phi	15	5	LT-5
2022	Phi	12	0	
NFL Totals		43	9	LT-8, RT-1

Dillard's Career Postseason Games Played/Games Started:

Year	Team	GP	GS	Starts by Position
2019	Phi	1	0	
2021	Phi	1	0	
2022	Phi	3	0	
Playoff Totals		5	0	

#78 • OL NICHOLAS PETIT-FRERE

6-5, 316, 2nd Year, Ohio State

[Click for complete bio](#)

Nicholas Petit-Frere (pronounced "puh-TEET FRAIR") is in his second NFL season in 2023. He was selected by the Titans with the 69th overall pick in the third round of the 2022 NFL Draft.

As a rookie, Petit-Frere started 16 games at right tackle. He joined **Michael Roos** (2005), **Chance Warmack** (2013) and **Jack Conklin** (2016) as the only offensive linemen in the franchise's "Titans era" (1999–present) to start at least 16 games as a rookie. Petit-Frere helped running back **Derrick Henry** rush for 1,538 yards, which ranked second in the NFL.

In four seasons at Ohio State, Petit-Frere saw action in 35 career games with 20 starts. He was a member of three consecutive Big Ten Conference championship teams (2018-20) and was a part of two Ohio State teams that qualified for the College Football Playoffs (2019-2020).

As a junior in 2021, he was named first team All-Big Ten by both the coaches and media after starting all 12 games at left tackle, helping Ohio State lead the nation in total offense and scoring offense. He added first-team All-American honors by the Football Writers Association of America and CBS Sports.

As a sophomore in 2020, he received second-team All-Big Ten honors after starting seven games at right tackle for the eighth-ranked rushing attack in the country. He was an Academic All-Big Ten selection.

Petit-Frere is a native of Tampa, Fla.

Petit-Frere's Career Regular Season Games Played/Games Started:

Year	Team	GP	GS	Starts by Position
2022	Ten	16	16	RT-16
NFL Totals		16	16	RT-16



#77 • OL PETER SKORONSKI

6-4, 313, Rookie, Northwestern
[Click for complete bio](#)



Peter Skoronski was selected by the Titans with the 11th overall pick in the first round of the 2023 NFL Draft.

During a three-year career at Northwestern University, Skoronski started all 33 games at left tackle without missing a game. He earned second-team All-Big Ten honors as a freshman and first-team recognition in each of the next two seasons. He became the first offensive lineman in program history to earn two All-Big Ten first-team awards.

While he was a three-year starter at left tackle, he possesses the versatility to move inside to guard.

As a junior in 2022, he was named the Rimington-Pace Big Ten Offensive Lineman of the Year—the first ever by a Northwestern lineman—after starting all 12 games at left tackle. He was the first player in school history to become a unanimous first-team All-American and was named first-team All-Big Ten by coaches and media. He finished as a finalist for the 2022 Outland Trophy, recognizing nation's best college interior lineman on both offense and defense.

When the Titans drafted Skoronski, he became Northwestern's highest draft selection since guard Chris Hinton went to Denver with the fourth pick in 1983, and he was the 11th player in program history to be picked in the first round.

His grandfather, Bob Skoronski Sr., was a left tackle for the Green Bay Packers, playing nine total seasons with the franchise. He was a permanent offensive captain for the Packers under Vince Lombardi and played on five NFL championship teams. In 1976, he was inducted into the Packers Hall of Fame. Bob Skoronski Jr., Peter's father, was an All-Ivy League football player at Yale.

Peter Skoronski attended Maine South High School in Park Ridge, Ill.

Skoronski's College Games Played/Games Started:

Year	Team	GP	GS	Starts by Position
2020	Northwestern	9	9	LT-9
2021	Northwestern	12	12	LT-12
2022	Northwestern	12	12	LT-12
Playoff Totals		33	33	LT-33




TITANS DEFENSIVE LINEMEN

No.	Name	Ht	Wt	Exp	College
96	Autry, Denico	6-5	285	10	Mississippi State
91	Brown, Shakel (IR)	6-3	295	R	Troy
94	Johnson, Jaleel	6-3	316	7	Iowa
90	Jones, Naquan	6-3	313	3	Michigan State
69	McLendon Jr., TK	6-4	275	R	Eastern Kentucky
92	Peevy, Jayden	6-5	308	1	Texas A&M
95	Peko, Kyle	6-1	305	5	Oregon State
72	Shelvin, Tyler	6-3	346	2	Louisiana State
98	Simmons, Jeffery	6-4	305	5	Mississippi State
93	Tart, Tear	6-2	304	4	Florida International

#96 • DL DENICO AUTRY

6-5, 285, 10th Year, Mississippi State
[Click for complete bio](#)



Defensive lineman Denico Autry is in his 10th NFL season and his third season with the Titans in 2023. He was signed by the Titans as an unrestricted free agent on March 19, 2021.

During his first two seasons in Tennessee, Autry appeared in 29 games and led the Titans with 17 total sacks. It was the highest sack total of Autry's career in any two-year period.

Although injuries limited him to 12 games in 2022 (eight starts), he led the defense with eight sacks and a career-high 45 quarterback pressures. He also tallied 27 tackles, eight tackles for loss, four passes defended, two forced fumbles and a blocked extra point.

Autry has been one of the NFL's best in blocking opponent kicks and punts. From 2014 to 2022, he recorded a league-high total of 10 blocks, including three field goals, six extra points and one punt. He blocked an extra point in 2022.

In 2021, Autry appeared in all 17 games with 11 starts and finished second on the team with nine sacks. His sack total tied his career high, matching the nine sacks he had in 2018 as a member of the Indianapolis Colts. He added 32 tackles, 44 quarterback pressures, 10 tackles for loss and six passes defended.

After entering the NFL as a rookie free agent with the Oakland Raiders in 2014, Autry played four seasons with the Raiders (2014-17) and then three seasons with the Indianapolis Colts (2018-20). During that time he appeared in 96 games with 56 starts and amassed 200 tackles, 30.5 sacks, 53 quarterback hits, 17 passes defended, three forced fumbles and three fumble recoveries.

In 2020, Autry collected 33 tackles, 7.5 sacks, 10 quarterback pressures and nine tackles for loss in 14 games with the Colts. His 13 starts were the second-highest total of his career (14 in 2019).

In 2018, Autry led the Colts with a career-best nine sacks in his first season in Indianapolis. He also posted career highs with 13 tackles for loss and two forced fumbles.

The Albemarle, N.C., native played in 26 games (23 starts) in two seasons at Mississippi State University, totaling 73 tackles, 16 tackles for loss, six sacks and three forced fumbles. He spent his first two collegiate seasons at East Mississippi Community College where he was an NJCAA All-American and national champion.

Autry's Career Regular Season Statistics:

Year	Team	GP	GS	Tackle	Sack	QBP	TFL	Int	PD	FF	FR
2014	Oak	10	0	13	0.0	1	3	0	0	0	0
2015	Oak	14	8	29	3.0	7	6	0	4	0	0
2017	Oak	16	3	35	5.0	9	9	0	7	0	0
2018	Ind	12	11	37	9.0	11	13	0	1	2	1
2019	Ind	14	14	32	3.5	11	4	0	4	1	0
2020	Ind	14	13	33	7.5	10	9	0	0	0	0
2021	Ten	17	11	32	9.0	44	10	0	6	0	0
2022	Ten	12	8	27	8.0	45	8	0	4	2	0
Totals		125	75	275	47.5	142	68	0	29	5	3



#98 • DT JEFFERY SIMMONS

6-4, 305, 5th Year, Mississippi State

[Click for complete bio](#)



Defensive lineman **Jeffery Simmons** is in his fifth NFL season in 2023. He was selected by the Titans in the first round (19th overall) of the 2019 NFL Draft.

During his first four seasons, Simmons appeared in 56 games with 54 starts and earned two Pro Bowl berths. The two-time team captain (2021-22) accumulated 196 tackles, 21 sacks, 19 passes defended, two forced fumbles and three fumble recoveries. He was second on the defense in sacks during that span behind only **Harold Landry III** (26.5).

In 2022, Simmons appeared in 15 games and anchored a unit that ranked first in the NFL in rushing defense (76.9 opponent rushing yards per game). En route to his second consecutive Pro Bowl appearance, he totaled 53 tackles, 7.5 sacks, 43 quarterback pressures, nine tackles for loss, one forced fumble and a career-high seven passes defended, which tied for the fourth-best mark among all NFL defensive linemen. Simmons and Arizona's **J.J. Watt** were the NFL's only players in 2022 with at least seven sacks and seven passes defended.

Before the start of the 2021 season, Simmons was named a team captain for the first time in his career, and he went on to become one of six players on the roster to start all 17 games. He was named to his first career Pro Bowl and added Associated Press second-team All-Pro honors after setting career highs in several categories, including sacks (8.5), tackles (54), quarterback pressures (58), tackles for loss (12) and passes defended (six). He led the squad in pressures and placed third in sacks. Among all defensive tackles in the NFL, his 8.5 sacks ranked sixth. In the divisional playoffs, he set a franchise postseason record with three sacks.

In 2020, Simmons appeared and started in 15 games. With three defensive fumble recoveries, he tied **Chase Young** for the most in the NFL in 2020 and was the first Titans defender with three fumble recoveries in a season since 2005, when linebacker **Brad Kassell** accomplished the feat. Simmons ranked second on the team with 19 quarterback pressures and added 49 tackles, three sacks, three tackles for loss, five passes defended and one forced fumble. In the franchise's "Titans era" (since 1999), he became the first player to post at least three fumble recoveries, three sacks and five passes defended in the same season. He also had three tackles and a tackle for loss in one playoff contest.

Simmons began his rookie season on the non-football injury list due to a knee injury he suffered during training in February 2019. He missed the first six games of the season before joining the 53-man roster in Week 7.



Autry's Career Postseason Statistics:

Year	Team	GP	GS	Tackle	Sack	QBP	TFL	Int	PD	FF	FR
2016	Oak	1	0	3	0.0	0	2	0	1	0	0
2018	Ind	2	2	4	1.0	3	2	0	0	0	0
2020	Ind	1	1	4	1.5	2	1	0	0	1	0
2021	Ten	1	1	3	1.5	2	0	0	1	0	0
Totals		1	1	3	1.5	2	0	0	1	0	0

Autry's Regular Season Single-Game Highs:

- Tackles** - 9 vs. Houston (9/30/18)
- Sacks** - 3 at Jacksonville (12/2/18)
- Forced Fumbles** - 2 at Jacksonville (12/2/18)
- Fumble Recovery** - 1 (Three times, last vs. Miami, 11/25/18)
- Pass Defensed** - 2 (Three times, last at L.A. Rams, 11/7/21)
- Tackles for Loss** - 4 vs. Houston (9/30/18)

Autry's Playoff Single-Game Highs:

- Tackles** - 4 (Three times, last at Buffalo, 1/9/21)
- Sacks** - 1.5 (Twice, last vs. Cincinnati, 1/22/22)
- Forced Fumbles** - 1 at Buffalo (1/9/21)
- Passes Defensed** - 1 (Twice, last vs. Cincinnati, 1/22/22)
- Tackles for Loss** - 2 (Twice, last at Kansas City, 1/12/19)

MOST TOTAL BLOCKS FROM 2014-2022

Since entering the NFL in 2014, **Denico Autry** has recorded a total of 10 blocks, getting a hand on six extra point attempts, three field goals and one punt. Autry leads the NFL in total blocks during that time.

In 2021, Autry's first season in Tennessee, he was credited with a field goal block against the Miami Dolphins on Jan. 2.

In 2022, he blocked an extra point at Green Bay on Nov. 17.

Most total blocked field goals, extra points and punts from 2014 to 2022:

Player	FG	Blocked ...		Total
		PAT	Punt	
1. Denico Autry	3	6	1	10
2. Henry Anderson	3	1	1	5
Margus Hunt	2	3	0	5
Ra'Shede Hageman	1	4	0	5
5. William Gholston	2	2	0	4
Vincent Taylor	3	1	0	4
Shelby Harris	4	0	0	4
Cory Littleton	0	0	4	4
Derek Barnett	2	2	0	4
10. (several tied)				3

His rookie totals included 40 tackles, two sacks, two tackles for loss, 14 quarterback pressures and one pass defended in nine games (seven starts). He added four tackles, three quarterback pressures and a fumble recovery in three playoff contests.

During a three-year career as a defensive tackle at Mississippi State, Simmons appeared in 38 contests with 28 starts. He finished his career ranked sixth in school history with 32.5 tackles for loss. He also tied for sixth in MSU annals with five forced fumbles and tied for fourth with three blocked kicks. His totals also included 163 tackles, seven sacks, seven passes defended and two defensive touchdowns.

He was a first-team All-SEC selection as a sophomore and junior and was one of two players in the nation to be named a Bednarik Award Semifinalist in both 2017 and 2018.

As a junior in 2018, Simmons was named second-team All-American after totaling 63 tackles, 17 tackles for loss and two sacks. His 17 tackles for loss led the team, ranked fourth in the SEC and were the third-most in single-season school history.

During his sophomore season (2017), he set a career high with five sacks and added 12 tackles for loss. With three total blocked kicks and punts, he became the first SEC player since 2004 to lead the nation in the category.

Simmons is a native of Macon, Miss.

Simmons' Career Regular Season Statistics:

Year	GP	GS	Tackle	Sack	QBP	TFL	Int	PD	FF	FR
2019	9	7	40	2.0	14	2	0	1	0	0
2020	15	15	49	3.0	20	3	0	5	1	3
2021	17	17	54	8.5	58	12	0	6	0	0
2022	15	15	53	7.5	43	9	0	7	1	0
Totals	56	54	196	21.0	135	26	0	19	2	3

Simmons' Career Postseason Statistics:

Year	GP	GS	Tackle	Sack	QBP	TFL	Int	PD	FF	FR
2019	3	0	4	0.0	3	0	0	0	0	1
2020	1	1	3	0.0	0	1	0	0	0	0
2021	1	1	8	3.0	3	3	0	0	0	0
Totals	5	2	15	3.0	6	4	0	0	0	1

Simmons' Regular Season Single-Game Highs:

- Tackles** - 7 vs. Cleveland (12/6/20)
- Sacks** - 3 at Los Angeles Rams (11/7/21)
- Forced Fumbles** - 1 (Twice, last vs. N.Y. Giants, 9/11/22)
- Fumble Recoveries** - 1 (Three times, last vs. Detroit, 12/20/20)

Simmons' Playoff Single-Game Highs:

- Tackles** - 8 vs. Cincinnati (1/22/22)
- Sacks** - 3 vs. Cincinnati (1/22/22)
- Forced Fumbles** - 1 (Twice, last vs. N.Y. Giants, 9/11/22)
- Fumble Recoveries** - 1 at Baltimore (1/11/20)

2021-22 TACKLES, SACKS & PASSES DEFENSED

Jeffery Simmons earned his first two Pro Bowl berths in 2021 and 2022. Over those two seasons, he was one of only four NFL players with at least 100 total tackles, 15 sacks and 10 passes defended. The rest of the group included Maxx Crosby, Cameron Heyward and T.J. Watt. Simmons and Heyward were the only interior defensive linemen in the league to accomplish the feat.


NFL players with a minimum of 100 tackles, 15 sacks and 10 passes defended from 2021 to 2022:

Player	Team	Total Tackles	Sacks	Passes Defended
Jeffery Simmons	Tennessee	107	16.0	13
Maxx Crosby	Las Vegas	144	20.5	11
Cameron Heyward	Pittsburgh	163	20.5	13
T.J. Watt	Pittsburgh	103	28.0	12

#93 • NT TEAIR TART

6-2, 304, 4th Year, Florida International

[Click for complete bio](#)



Nose tackle **Teair Tart** (first name pronounced "tee-AIR") is in his fourth NFL season in 2023. He joined the Titans as a rookie free agent following the 2020 NFL Draft.

Tart ascended in his first three seasons from an undrafted rookie with one start in 2020 to 16 starts in 2022. His statistics during his first three campaigns included 55 tackles, 1.5 sacks, one interception and six passes defended.

In 2022, Tart's 16 starts at nose tackle established a career high. He also established career-best totals with 34 tackles, 1.5 sacks, 22 quarterback pressures, five tackles for loss, one interception, six passes defended and one fumble recovery. He helped the Titans finish with the NFL's top rushing defense (76.9 opponent rushing yards per game).

In 2021, he appeared in 11 games with 10 starts. His totals included 16 tackles, three quarterback pressures and two tackles for loss, giving him career highs in each category.

In 2020, he appeared in seven games as a rookie and totaled five tackles, two quarterback pressures, one tackle for loss, one pass defended.

The Philadelphia, Pa., native appeared in 23 games with 10 starts over two seasons at Florida International, totaling 51 tackles, 19.0 tackles for loss, six sacks, one pass defended, five quarterback pressures and two forced fumbles.

Tart also played at Ellsworth (Iowa) Community College in 2017 and ASA (N.Y.) College in 2016.

Tart's Career Regular Season Statistics:

Year	GP	GS	Tackle	Sack	QBP	TFL	Int	PD	FF	FR
2020	7	1	5	0.0	2	1	0	1	0	0
2021	11	10	16	0.0	3	2	0	0	0	0
2022	16	16	34	1.5	22	5	1	6	0	1
Totals	34	27	55	1.5	27	8	1	7	0	1

Tart's Career Postseason Statistics:

Year	GP	GS	Tackle	Sack	QBP	TFL	Int	PD	FF	FR
2020	0	0	0	0.0	0	0	0	0	0	0
2021	0	0	0	0.0	0	0	0	0	0	0
Totals	0	0	0	0.0	0	0	0	0	0	0

Tart's Regular Season Single-Game Highs:

- Tackles** - 6 vs. Dallas (12/29/22)
- Sacks** - 1 at Jacksonville (1/7/23)
- Interceptions** - 1 at Indianapolis (10/2/22)
- Fumble Recoveries** - 1 vs. Dallas (12/29/22)





TITANS INSIDE LINEBACKERS

No.	Name	Ht	Wt	Exp	College
2	Al-Shaair, Azeez	6-2	228	5	Florida Atlantic
45	Campbell, Chance	6-2	232	2	Mississippi
50	Gibbens, Jack	6-3	242	1	Minnesota
57	Gifford, Luke	6-3	243	5	Nebraska
47	Niemann, Ben	6-2	235	6	Iowa
41	Reese IV, Otis	6-3	214	R	Mississippi
56	Rice, Monty	6-0	233	3	Georgia

#2 • LB AZEEZ AL-SHAIR

6-2, 228, 5th Year, Florida Atlantic

[Click for complete bio](#)



Linebacker **Azeez Al-Shaair** (name pronounced "uh-ZEEZ al-SHY-er") is in his fifth NFL season and his first campaign with the Titans in 2023. He was signed as an unrestricted free agent on March 20, 2023.

Prior to joining the Titans, Al-Shaair played 56 games with 31 starts in four seasons (2019-22) with the San Francisco 49ers. He totaled 199 tackles, two sacks, 11 tackles for loss, two interceptions, seven passes defended, two forced fumbles and three fumble recoveries.

In 2022, he appeared in 12 games with nine starts. San Francisco boasted the league's top-ranked defense, allowing only 300.6 yards and 16.2 points per game, both of which led the NFL.

In 2021, he set career marks with 13 starts, 103 tackles, two fumble recoveries and two sacks. He matched career highs with one interception and one forced fumble.

The Tampa, Fla., native entered the NFL in 2019 as undrafted college free agent from Florida Atlantic. During college, he was a four-year starter and recorded 397 tackles, 32.5 tackles for loss, 7.5 sacks, two forced fumbles and one interception. He earned all-conference honors following his junior season.

Al-Shaair's Career Regular Season Statistics:

Year	Team	GP	GS	Tackle	Sack	QBP	TFL	Int	PD	FF	FR
2019	SF	15	4	11	0.0	0	0	0	0	0	0
2020	SF	16	5	34	0.0	1	1	1	2	1	0
2021	SF	13	13	102	2.0	5	9	1	5	1	2
2022	SF	12	9	44	0.0	3	1	0	0	0	1
Totals		56	31	191	2.0	9	11	2	7	2	3

Al-Shaair's Career Postseason Statistics:

Year	Team	GP	GS	Tackle	Sack	QBP	TFL	Int	PD	FF	FR
2021	SF	3	1	13	0.0	2	0	0	0	0	0
2022	SF	3	3	12	0.0	0	0	0	0	0	0
Totals		6	4	25	0.0	2	0	0	0	0	0

Al-Shaair's Regular Season Single-Game Highs:

- Tackles** - 15 at Seattle (12/5/21)
- Sacks** - 1 at Cincinnati (12/12/21)
- Tackle For Loss** - 3 at Cincinnati (12/12/21)
- Interceptions** - 1 (Twice, last vs. Minnesota, 11/28/21)
- Passes Defended** - 2 at Detroit (9/12/21)
- Forced Fumbles** - 1 (Twice, last at Seattle, 12/5/21)
- Fumble Recoveries** - 1 (Three times, last vs. Tampa Bay, 12/11/22)

Al-Shaair's Playoff Single-Game Highs:

- Tackles** - 7 vs. Dallas (1/22/23)



TITANS OUTSIDE LINEBACKERS

No.	Name	Ht	Wt	Exp	College
49	Key, Arden	6-5	240	6	Louisiana State
58	Landry III, Harold	6-2	252	6	Boston College
52	McCloud, Zach	6-2	235	1	Miami (Fla.)
42	Murphy, Caleb	6-3	254	R	Ferris State
59	Okuayinonu, Sam	6-1	269	2	Maryland
48	Rush, Thomas	6-3	251	R	Minnesota
99	Weaver, Rashad	6-4	259	3	Pittsburgh

#49 • OLB ARDEN KEY

6-5, 240, 6th Year, Louisiana State

[Click for complete bio](#)



Outside linebacker **Arden Key** is in his sixth NFL season and his first campaign with the Titans in 2023. He was signed by the Titans as an unrestricted free agent on March 20, 2023.

Key originally entered the NFL as a third-round pick (87th overall) of the Oakland Raiders in 2018 and spent his first three campaigns with the organization. He then spent the 2021 campaign with the San Francisco 49ers and the 2022 season with the Jacksonville Jaguars. His statistical totals during his first five NFL seasons included 98 tackles and 14 sacks in 71 games (13 starts).

In 2022, Key played 17 games with three starts for the Jaguars and totaled 27 tackles, 4.5 sacks, 38 quarterback pressures, five tackles for loss and a fumble recovery. His 38 pressures ranked second for the Jaguars, and over the last five weeks of the season, he posted 25 pressures, which ranked second in the league behind Nick Bosa over that time frame. He was a key figure in helping the Jaguars win the AFC South and advance to the divisional round of the playoffs.

In 2021, Key notched a career-best 6.5 sacks to go along with 22 tackles and 25 quarterback pressures in his lone season with the 49ers.

During a three-year career at Louisiana State University, Key totaled 21 sacks and 26.5 tackles for loss. As a sophomore, he earned all-conference honors, while setting the school record for sacks in a season (12.0).

He is a native of Atlanta, Ga.

Key's Career Regular Season Statistics:

Year	Team	GP	GS	Tackle	Sack	QBP	TFL	Int	PD	FF	FR
2018	Oak	16	10	30	1.0	13	4	0	0	0	0
2019	Oak	7	0	4	2.0	14	2	0	0	0	0
2020	LV	14	0	15	0.0	28	2	0	2	0	0
2021	SF	17	0	22	6.5	25	5	0	1	0	0
2022	Jax	17	3	27	4.5	38	5	0	2	0	1
NFL Totals		71	13	98	14.0	118	18	0	5	0	1

Key's Career Postseason Statistics:

Year	Team	GP	GS	Tackle	Sack	QBP	TFL	Int	PD	FF	FR
2021	SF	3	0	2	0.0	3	0	0	0	0	0
2022	Jax	2	0	2	0.0	2	0	0	1	0	0
Playoff Totals		5	0	4	0.0	5	0	0	1	0	0

Key's Regular Season Single-Game Highs:

- Tackles** - 4 (Three times, last at Tennessee, 12/11/22)
- Sacks** - 1.5 vs. Dallas (12/18/22)
- Quarterback Pressures** - 9 vs. Tennessee (1/7/23)
- Fumble Recovery** - 1 at Tennessee 12/11/22)
- Passes Defended** - 1 (Five times, last vs. Baltimore, 11/27/22)

Key's Playoff Single-Game Highs:

- Tackles** - 1 (Four times, last at Kansas City, 1/21/23)
- Passes Defended** - 1 vs. L.A. Chargers (1/14/23)

#58 • OLB HAROLD LANDRY III

6-2, 252, 6th Year, Boston College

[Click for complete bio](#)



Outside linebacker **Harold Landry III** is in his sixth NFL season in 2023. He was selected by the Titans in the second round (41st overall) of the 2018 NFL Draft after the Titans traded up 16 spots in the second round (57 to 41) in order to take the former Boston College standout.

Landry was placed on injured reserve on Sept. 2, 2022, ending his fifth NFL season before Week 1.

From the start of his rookie campaign through 2021, Landry's 31 total sacks led the Titans. Other than **Jevon Kearse** (37), Landry produced the highest sack total by a Titans/Oilers player in his first four NFL seasons since individual sacks became an official NFL statistic in 1982.

From 2018 to 2021, Landry joined Pittsburgh's **Cameron Heyward** as the NFL's only players to be credited with at least 250 tackles (press box statistics), 30 sacks and two interceptions.

In 2021, Landry was named to his first Pro Bowl after starting all 17 games. He registered his third consecutive season to start every contest, extending his streaks to 64 consecutive games played and 52 consecutive starts. At the conclusion of 2021, his starting streak was the sixth-longest active streak in the NFL among all defensive players.

Landry's 12 sacks in 2021 led the Titans, ranked 10th in the NFL and established a career high. He became the first Titans player to record double-digit sacks in a season since **Brian Orakpo** (10.5) in 2016 and the first Titans player with 12 sacks in a season since **Jason Babin** (12.5) in 2010. Landry tied for second on the squad with 75 tackles, ranked second with a career-high 49 quarterback pressures, led the team with 14 tackles for loss, and added a forced fumble. He joined **Micah Parsons**, **Aaron Donald** and Heyward as the only NFL players in 2021 to post at least 75 tackles and 10 sacks.

Then, in the team's 2021 divisional playoff contest, he recorded 1.5 sacks. He improved his postseason career total to 4.5 sacks, becoming the organization's first player with at least four career postseason sacks since individual sacks became an official statistic in 1982.

In 2020, Landry recorded 16 starts for the second consecutive season. He led the team with 5.5 sacks, a then-career-high 32 quarterback pressures and a then-career-high 10 tackles for loss. He totaled 69 tackles and added one interception and a career-high five passes defended. In one playoff contest, he led the team with 10 tackles and two sacks.

Landry started all 16 games in 2019 and led the Titans with nine sacks. His 28 quarterback pressures ranked second, and he added 81 tackles, four tackles for loss, one pass defended, one forced fumble and two fumble recoveries. He also started all three postseason games and registered a sack and a team-high eight quarterback pressures.

As a rookie in 2018, he played in 15 games with three starts. His 4.5 sacks tied for third place on the team, and he also tied for second on the

defense with 18 quarterback pressures.

In 46 career games playing defensive end for Boston College, Landry totaled 160 tackles, 26 sacks, 47.5 tackles for loss, seven passes defended, 10 forced fumbles, one fumble recovery and one interception. His 26 career sacks were exceeded in school history by only **Mathias Kiwanuka** (37.5 from 2002-05).

As a senior in 2017, Landry played and started eight games before a season-ending ankle injury ended his year. He finished second on the team with five sacks and totaled 38 tackles, 8.5 tackles for loss and two passes defended.

In 2016, Landry set the school's single-season record with 16.5 sacks, which led the nation. He added seven forced fumbles, which also led the country, while his 22 tackles for loss ranked fifth nationally and ranked second all-time for the Eagles. His numerous honors included Walter Camp second-team All-America, AP second-team All-America and second-team All-ACC by the Atlantic Coast Sports Media Association and the league's head coaches.

He is a native of Spring Lake, N.C.

Landry's Career Regular Season Statistics:

Year	GP	GS	Tackle	Sack	QBP	TFL	Int	PD	FF	FR
2018	15	3	46	4.5	18	2	0	2	1	0
2019	16	16	81	9.0	28	4	1	1	1	2
2020	16	16	69	5.5	29	10	1	5	0	0
2021	17	17	75	12.0	49	14	0	0	1	0
2022	0	0	0	0.0	0	0	0	0	0	0
Totals	64	52	271	31.0	127	30	2	8	3	2

Landry's Career Postseason Statistics:

Year	GP	GS	Tackle	Sack	QBP	TFL	Int	PD	FF	FR
2019	3	3	8	1.0	8	1	0	1	0	0
2020	1	1	10	2.0	4	1	0	0	0	0
2021	1	1	6	1.5	5	1	0	0	0	0
Totals	5	5	24	4.5	17	3	0	1	0	0

Landry's Regular Season Single-Game Highs:

- Tackles** - 8 (Three times, last vs. Buffalo, 10/18/21)
- Sacks** - 2 (Three times, last vs. Buffalo, 10/18/21)
- Quarterback Pressures** - 9 at N.Y. Giants (12/16/18)
- Interceptions** - 1 (Twice, last vs. Jacksonville, 9/20/20)
- Forced Fumbles** - 1 (Three times, last at Indianapolis, 10/31/21)
- Fumble Recovery** - 1 (Twice, last vs. Tampa Bay, 10/27/19)

Landry's Playoff Single-Game Highs:

- Tackles** - 10 vs. Baltimore (1/10/21)
- Sacks** - 2 vs. Baltimore (1/10/21)
- Quarterback Pressures** - 5 vs. Cincinnati (1/22/22)

2021 NFL SACK LEADERS

With a career-high 12 sacks in 2021, Titans outside linebacker **Harold Landry III** ranked fifth in the AFC and 10th in the NFL.

In the franchise's "Titans era" (1999–present), his 12 sacks tied for the fourth-highest single-season total and were the most since **Jason Babin** produced 12.5 sacks in 2010.

Most sacks in 2021:

Player	Team	Sacks
1. T.J. Watt	Pittsburgh Steelers	22.5
2. Robert Quinn	Chicago Bears	18.5
3. Myles Garrett	Cleveland Browns	16.0
4. Nick Bosa	San Francisco 49ers	15.5
5. Trey Hendrickson	Cincinnati Bengals	14.0
6. Micah Parsons	Dallas Cowboys	13.0
7. Cameron Jordan	New Orleans Saints	12.5
Matt Judon	New England Patriots	12.5
Aaron Donald	Los Angeles Rams	12.5
10. Harold Landry III	Tennessee Titans	12.0





FRANCHISE SACK LEADERS

At the conclusion of the 2021 season, his fourth NFL season, **Harold Landry III** had 31 career sacks, a total that tied for 12th in franchise history.

In the franchise's "Titans era" (1999–present), his sack total ranks behind only **Jevon Kearse** (52), **Jurrell Casey** (51), **Derrick Morgan** (44.5) and **Kyle Vanden Bosch** (38.5).

Franchise career sack leaders*:

Player	Seasons	Sacks
1. Elvin Bethea	1968–1983	105.0
2. Ray Childress	1985–1995	75.5
3. Jesse Baker	1979–1987	66.0
4. William Fuller	1986–1993	59.0
5. Sean Jones	1988–1993	57.5
6. Jevon Kearse	1999–2003, 2008–2009	52.0
7. Jurrell Casey	2011–2019	51.0
8. Robert Brazile	1975–1984	48.0
9. Ted Washington	1973–1982	45.0
10. Derrick Morgan	2010–2018	44.5
11. Kyle Vanden Bosch	2005–2009	38.5
12. Harold Landry III	2018–2023	31.0
Curley Culp	1974–1980	31.0

* Individual sacks did not become an official NFL statistic until 1982.

SACKS IN FIRST FOUR SEASONS

From the start of his rookie season in 2018 through 2021, **Harold Landry III's** 31 total sacks led the Titans. Other than **Jevon Kearse** (37.0 sacks from 1999 through 2001), Landry produced the highest sack total by a Titans/Oilers player in his first four NFL seasons since individual sacks became an official NFL statistic in 1982.

Most sacks for the Titans/Oilers in a player's first three NFL seasons, 1982–2020:

Player	Seasons	Sacks
1. Jevon Kearse	1999–2002	37.0
2. Harold Landry III	2018–2021	31.0
3. Ray Childress	1985–1988	23.0
4. Kenny Holmes	1997–2000	22.5
5. Jurrell Casey	2011–2014	21.0
6. Travis LaBoy	2004–2007	19.5
7. Derrick Morgan	2010–2013	16.5
8. Gary Walker	1995–1998	16.0
9. (two tied)		15.5

CONSECUTIVE GAMES WITH A HALF SACK

When **Harold Landry III** registered a sack against the New Orleans Saints on Nov. 14, he joined **Jevon Kearse** as the only Titans/Oilers players since individual sacks became an official NFL statistic in 1982 to produce at least a half sack in eight consecutive games. Kearse had a half sack or more in each of the final 10 games of his 1999 NFL Defensive Rookie of the Year campaign and in the first two games of his second season.

In 2019, Landry recorded five consecutive games with at least a half sack.

Most consecutive games with at least a half sack for the Titans/Oilers (1982–present):

Player	Dates	Consecutive Games
1. Jevon Kearse	Oct. 31, 1999–Sept. 10, 2000	12
2. Harold Landry III	Sept. 26, 2021–Nov. 14, 2021	8
3. Sean Jones	Nov. 4, 1990–Dec. 23, 1990	7
Kevin Carter	Dec. 16, 2002–Sept. 28, 2003	7
5. Jevon Kearse	Sept. 28, 2003–Nov. 9, 2003	6
William Fuller	Sept. 8, 1991–Oct. 20, 1991	6
7. Harold Landry III	Oct. 27, 2019–Dec. 1, 2019	5
Brian Orakpo	Sept. 18, 2016–Oct. 16, 2016	5
Sean Jones	Nov. 1, 1992–Nov. 26, 1992	5
Lee Williams	Sept. 13, 1992–Oct. 18, 1992	5

#99 • OLB RASHAD WEAVER

6-4, 259, 3rd Year, Pittsburgh

[Click for complete bio](#)



Outside linebacker **Rashad Weaver** is in his third NFL season in 2023. He was selected by the Titans in the fourth round (135th overall) of the 2021 NFL Draft.

In 2022, he appeared in 16 games with four starts. His 5.5 sacks ranked fourth on the team, while his 39 quarterback pressures ranked third. His totals also included 27 tackles, seven tackles for loss, six passes defended, two forced fumbles and one fumble recovery.

As a rookie in 2021, Weaver totaled two tackles in two games before being placed on injured reserve on Sept. 28.

In four seasons at the University of Pittsburgh (2017-20), Weaver appeared in 35 games with 28 starts. He tallied 110 tackles, 34.5 tackles for loss, 17.0 sacks, nine passes defended, 28 quarterback pressures, five forced fumbles and four fumble recoveries.

As a senior in 2020, he started nine games and totaled 35 tackles, 14.5 tackles for loss, 7.5 sacks, 12 quarterback pressures, two passes defended, three forced fumbles and one fumble recovery. Weaver was also Awarded first team All-ACC honors and was a semifinalist for the Bednarik Award.

He is a native of Fort Lauderdale, Fla.

Weaver's Career Regular Season Statistics:

Year	GP	GS	Tackle	Sack	QBP	TFL	Int	PD	FF	FR
2021	2	0	2	0.0	0	0	0	0	0	0
2022	16	4	27	5.5	39	7	0	6	2	1
Totals	18	4	29	5.5	39	7	0	6	2	1

Weaver's Regular Season Single-Game Highs:

- Tackles** - 4 vs. N.Y. Giants (9/11/22)
- Sacks** - 2 vs. N.Y. Giants (9/11/22)
- Tackles for Loss** - 2 vs. N.Y. Giants (9/11/22)
- Forced Fumbles** - 1 (Twice, last vs. Denver 11/13/22)
- Fumble Recoveries** - 1 at Jacksonville (1/7/23)
- Passes Defended** - 2 vs. Jacksonville (12/11/22)



TITANS CORNERBACKS

No.	Name	Ht	Wt	Exp	College
23	Avery, Tre	5-11	181	2	Rutgers
28	Carter, Shyheim	5-10	194	1	Alabama
3	Farley, Caleb	6-2	197	3	Virginia Tech
26	Fulton, Kristian	5-11	197	4	Louisiana State
33	Garror, Eric	5-8	174	R	Louisiana-Lafayette
36	Jones Jr., Steven	5-10	188	R	Appalachian St.
40	Kendall, Anthony	5-10	177	R	Baldwin Wallace
25	Marsh, Armani	5-9	182	R	Washington State
21	McCreary, Roger	5-11	190	2	Auburn
24	Molden, Elijah	5-10	192	3	Washington
0	Murphy-Bunting, Sean	6-0	195	5	Central Michigan

Fulton's Regular Season Single-Game Highs:
Tackles - 6 (Four times, last vs. Cincinnati, 11/27/22)
Sacks - 1 at Minnesota (9/27/20)
Interceptions - 1 (Four times, last at Houston, 10/30/22)
Fumble Recoveries - 1 at Indianapolis (10/2/22)

Fulton's Playoff Single-Game Highs:
Tackles - 6 vs. Cincinnati (1/22/22)

MOST PASSES DEFENSED IN 2021

In his second NFL season, cornerback **Kristian Fulton** tied for 11th place in the NFL and led the Titans defense with 14 passes defended. Among all players in their first two NFL seasons in 2021, he tied for the fourth-highest total behind only **Trevon Diggs** (21), **A.J. Terrell** (16) and **Bryce Hall** (16).

Most passes defended in 2021:

Player	Team	Passes Defended
1. J.C. Jackson	New England Patriots	23
2. Trevon Diggs *	Dallas Cowboys	21
3. Marshon Lattimore	New Orleans Saints	19
4. James Bradberry	New York Giants	17
Anthony Brown	Dallas Cowboys	17
6. Jalen Ramsey	Los Angeles Rams	16
Kendall Fuller	Washington Football Team	16
A.J. Terrell *	Atlanta Falcons	16
Bryce Hall *	New York Jets	16
Xavien Howard	Miami Dolphins	16
11. Kristian Fulton *	Tennessee Titans	14
Chidobe Awuzie	Cincinnati Bengals	14
Pat Surtain II *	Denver Broncos	14
Eric Stokes *	Green Bay Packers	14

* Rookie, first-year or second-year player in 2021

#26 • CB KRISTIAN FULTON

5-11, 197, 4th Year, Louisiana State
[Click for complete bio](#)



Cornerback **Kristian Fulton** is in his fourth NFL season in 2023. He was selected by the Titans in the second round (61st overall) of the 2020 NFL Draft.

In 2022, Fulton appeared and started in 11 games and established a career high with 48 tackles. He added one interception, five passes defended, three tackles for loss, one forced fumble and one fumble recovery. His five passes defended gave him 20 for his career, which ranked second on the team from 2020 to 2022 behind only **Kevin Byard** (26).

In 2021, Fulton became a mainstay in the Titans lineup, starting all 13 games in which he played. He contributed two interceptions and tied for 11th in the NFL with a team-high 14 passes defended. Among all players in their first two NFL seasons, his 14 passes defended in 2021 tied for the league's fourth-highest total. He also contributed 40 tackles during the regular season and added six stops in the team's divisional playoff contest.

In 2020, Fulton appeared in six games with two starts as a rookie. He totaled 16 tackles, one interception, one pass defended, one sack, one quarterback pressure and one tackle for loss. He also played in one postseason contest.

Prior to entering the NFL, the New Orleans, La., native was a two-year starter at Louisiana State. He appeared in 28 games with 25 starts and finished his career with 65 tackles, 25 passes defended and two interceptions.

As a senior in 2019, he started all 15 games and posted 38 tackles, one tackle for loss, 15 passes defended and one interception. He was recognized with second-team All-SEC honors from the Associated Press. In his final collegiate game, Fulton helped LSU secure a National Championship victory over Clemson with a career-high six tackles and one pass defended.

Fulton's Career Regular Season Statistics:

Year	GP	GS	Tackle	Sack	QBP	TFL	Int	PD	FF	FR
2020	6	2	16	1.0	1	1	1	1	0	0
2021	13	13	40	0.0	0	0	2	14	0	0
2022	11	11	48	0.0	0	3	1	5	1	1
Totals	30	26	104	1.0	1	4	4	20	1	1

Fulton's Career Postseason Statistics:

Year	GP	GS	Tackle	Sack	QBP	TFL	Int	PD	FF	FR
2020	1	0	0	0.0	0	0	0	0	0	0
2021	1	1	6	0.0	0	0	0	0	0	0
Totals	2	1	6	0.0	0	0	0	0	0	0



#21 • CB ROGER McCREARY

5-11, 190, 2nd Year, Auburn
[Click for complete bio](#)



Cornerback **Roger McCreary** is in his second NFL season in 2023. He was selected by the Titans in the second round (35th overall) of the 2022 NFL Draft.

As a rookie, McCreary was one of three players on the team to start all 17 games (**Kevin Byard**, **Aaron Brewer**), and he became the first Titans rookie cornerback since **Adoree' Jackson** in 2017 to start every game. Only two other rookie cornerbacks in the NFL—Seattle's **Tariq Woolen** and the New York Jets' **Sauce Gardner**—started all 17 games in 2022. McCreary finished third on the Titans defense with 85 tackles, ranked second on the defense with eight passes defended, and added one interception, two tackles for loss and one quarterback pressure.

During four seasons at Auburn (2018-21), McCreary appeared in 43 games with 23 starts and posted 135 tackles, five interceptions, 35 passes defended, 10 stops for loss, a forced fumble and two fumble recoveries.

As a senior in 2021, McCreary started 12 games at cornerback for the Tigers and collected a career-best 49 tackles, an interception, a sack, two stops for loss and a team-best 16 passes defended. He was a first-team All-America selection by The Athletic, Associated Press, ESPN and Reese's Senior Bowl.

As a junior in 2020, he established career highs with three interceptions and seven tackles for loss.

McCreary is a native of Mobile, Ala.

McCreary's Career Regular Season Statistics:

Year	GP	GS	Tackle	Sack	QBP	TFL	Int	PD	FF	FR
2022	17	17	85	0.0	1	2	1	8	0	0
Totals	17	17	85	0.0	1	2	1	8	0	0

McCreary's Regular Season Single-Game Highs:

- Tackles** - 11 at Buffalo (9/19/22)
- Interceptions** - 1 at Kansas City (11/6/22)
- Tackles for Loss** - 1 at Indianapolis (10/2/22)
- Passes Defended** - 2 at L.A. Chargers (12/18/22)

#24 • CB ELIJAH MOLDEN

5-10, 192, 3rd Year, Washington
[Click for complete bio](#)



Cornerback **Elijah Molden** is in his third NFL season in 2023. He was selected by the Titans in the third round (100th overall) of the 2021 NFL Draft.

In 2022, Molden was limited by injuries to two games and one start. He totaled five tackles, one quarterback pressure and one tackle for loss before his second stint on injured reserve ended his season.

As a rookie in 2021, Molden appeared in 16 games with seven starts. He ranked fifth on the team and first among Titans rookies with 60 tackles and registered one interception for a touchdown. He was one of six rookie defensive backs with at least 60 tackles and one interception. Additionally, he contributed six quarterback pressures, three tackles for loss, four passes defended, one forced fumble, one fumble recovery and two stops on special teams. In the team's divisional playoff contest, he started and registered two tackles.

Prior to arriving in Tennessee, Molden totaled 153 tackles, five interceptions, 25 passes defended, four forced fumbles and two fumble recoveries in 44 games at the University of Washington. He earned first team All-Pac-12 honors on defense as a junior and senior and was named second team All-Pac-12 as an all-purpose/special teams player as a sophomore.

In 2020, Washington's football season was limited to four games due to the COVID-19 pandemic. Molden started all four contests and finished third on the squad with 26 tackles to go with one interception and two passes defended.

In 2019, Molden set career highs with a team-high 79 tackles, four interceptions and three forced fumbles with the Huskies.

He is a native of West Linn, Oregon.

Molden's Career Regular Season Statistics:

Year	GP	GS	Tackle	Sack	QBP	TFL	Int	PD	FF	FR
2021	16	7	60	0.0	6	3	1	4	1	1
2022	2	1	5	0.0	1	1	0	0	0	0
Totals	18	8	65	0.0	7	4	1	4	1	1

Molden's Career Postseason Statistics:

Year	GP	GS	Tackle	Sack	QBP	TFL	Int	PD	FF	FR
2021	1	1	2	0.0	0	0	0	0	0	0
Totals	1	1	2	0.0	0	0	0	0	0	0

Molden's Regular Season Single-Game Highs:

- Tackles** - 8 (Three times, last at L.A. Rams, 11/7/21)
- Interceptions** - 1 at Indianapolis (10/31/21)
- Passes Defended** - 2 at Indianapolis (10/31/21)
- Forced Fumbles** - 1 at Jacksonville (10/10/21)
- Fumble Recoveries** - 1 vs. Miami (1/2/22)

Molden's Playoff Single-Game Highs:

- Tackles** - 2 vs. Cincinnati (1/22/22)

#0 • CB SEAN MURPHY-BUNTING

6-0, 195, 5th Year, Central Michigan
[Click for complete bio](#)



Cornerback **Sean Murphy-Bunting** is in his fifth NFL season and his first campaign with the Titans in 2023. He was signed by the Titans as an unrestricted free agent on March 21, 2023.

Murphy-Bunting joined the Titans after spending his first four NFL seasons (2019-22) with the Tampa Bay Buccaneers, who selected him in the second round (39th overall) of the 2019 NFL Draft. During his four years in Tampa Bay, he played 53 games, including 36 starts, and totaled 188 tackles, six interceptions, 21 passes defended, one sack and one fumble recovery.

In 2022, he accounted for 31 tackles, two interceptions and seven passes defended for a unit that ranked ninth in yards allowed, ninth in pass yards allowed and sixth in third-down defense.

He also appeared in six playoff games with the Buccaneers, including a win in Super Bowl LV. During the Buccaneers' championship run, he tallied three postseason interceptions—one in each of his first three playoff games.

The Macomb, Mich., native played three seasons at Central Michigan University. Over his collegiate career, he tallied 104 tackles, seven interceptions, 15 passes defended, four forced fumbles and a fumble recovery. During his junior season (2018), he earned all-conference honors and was named the Chippewas' Defensive Player of the Year.

Murphy-Bunting's Career Regular Season Statistics:

Year	Team	GP	GS	Tackle	Sack	QBP	TFL	Int	PD	FF	FR
2019	TB	16	10	43	1.0	1	1	3	8	1	0
2020	TB	16	13	66	0.0	5	3	1	3	1	1
2021	TB	9	8	42	0.0	0	1	0	3	1	0
2022	TB	12	5	27	0.0	1	1	2	7	1	0
NFL Totals		53	36	178	1.0	7	6	6	21	4	1

Murphy-Bunting's Career Postseason Statistics:

Year	Team	GP	GS	Tackle	Sack	QBP	TFL	Int	PD	FF	FR
2020	TB	4	4	19	0.0	0	1	3	5	0	0
2021	TB	1	0	4	0.0	0	0	0	0	0	1
2022	TB	1	1	6	0.0	0	0	0	0	0	0
Playoff Totals		6	5	29	0.0	0	1	3	5	0	1

Murphy-Bunting's Regular Season Single-Game Highs:

- Tackles** - 10 vs. L.A. Rams (11/23/20)
- Interceptions** - 1 (Six times, last vs. Carolina, 1/1/23)
- Passes Defended** - 2 (Four times, last vs. Carolina 1/1/23)
- Quarterback Pressures** - 2 at Las Vegas (10/25/20)
- Forced Fumble** - 1 (Four times, last vs. Carolina, 1/1/23)
- Fumble Recovery** - 1 vs. Atlanta (1/3/21)

Murphy-Bunting's Playoff Single-Game Highs:

- Tackles** - 6 (Three times, last vs. Dallas, 1/16/23)
- Interceptions** - 1 (Three times, last at Green Bay, 1/24/21)
- Passes Defended** - 2 at New Orleans (1/17/21)



TITANS SAFETIES

No.	Name	Ht	Wt	Exp	College
44	Brown, Mike	6-1	215	1	Miami (Ohio)
31	Byard, Kevin	5-11	212	8	Middle Tennessee St.
38	Davis, Alonzo	6-1	203	R	Northern Arizona
37	Hooker, Amani	5-11	210	5	Iowa
39	Jackson, Matthew	6-1	209	R	Eastern Kentucky
30	Jones, Tyreque	6-2	195	R	Boise State
20	Moore Jr., A.J.	5-11	200	6	Mississippi
29	Thompson, Josh	6-0	194	2	Texas

#31 • S KEVIN BYARD

5-11, 212, 8th Year, Middle Tennessee State
[Click for complete bio](#)



Safety **Kevin Byard** is in his eighth NFL season in 2023. He was selected by the Titans in the third round (64th overall) of the 2016 NFL Draft.

Byard is one of the team's most accomplished defenders and is among the NFL's most successful safeties since he entered the league. He is a four-time team captain, two-time Pro Bowl selection and a two-time Associated Press first-team All-Pro. During his seven-year career, he has been a part of six winning seasons and four playoff berths.

With 27 career interceptions at the end of the 2022 season, Byard tied for the fourth-highest total in franchise history and the most for the franchise in its "Titans era," which began in 1999. Only former Oilers **Jim Norton** (45), **Cris Dishman** (31) and **Fred Glick** (30) have totaled more interceptions than Byard, who tied **Tony Banfield**, **W.K. Hicks** and **Darryll Lewis** with 27.

Over a six-year period from 2017 through 2022, Byard's 27 interceptions led all NFL safeties. The only player with more interceptions in that time was Miami Dolphins cornerback **Xavien Howard**, who had 28.

Byard did not miss a game from 2016 through 2022, totaling 114 games in the regular season and seven postseason games. At the conclusion of 2022, his 105 consecutive starts in the regular season was the leading current streak among all Titans players and trailed only New England's **Devin McCourty** (115) among all NFL defenders.

In 2022, Byard led the Titans with four interceptions and 106 tackles. It was his fifth total season (2017-19, 2021-22) and second consecutive season in which he led the squad in interceptions, and it was his third straight campaign (2020-22) leading the defense in tackles. Prior to 2021, no previous Titans/Oilers player had led the team in both interceptions and tackles in a single season, and Byard accomplished the feat in consecutive seasons from 2021 to 2022.

In 2021, Byard was announced as a starter to his second career Pro Bowl and earned first-team Associated Press All-Pro honors for the second time in his career. He joined **Bruce Matthews** (1999-2000) and **Albert Haynesworth** (2007-2008) as the franchise's only players in its Titans era to earn multiple first-team AP All-Pro honors.

Byard led the Titans in 2021 with five interceptions and 88 tackles, becoming the franchise's first player to lead the team in tackles and interceptions in the same season since the team began tracking individual tackle statistics in 1974. It was his second consecutive season to lead the club in tackles and the fourth time in his career he was the interceptions leader. Additionally, his 13 passes defended ranked second on the team and made up the highest total among NFL safeties. He also was credited with one sack, two quarterback pressures, one tackle for loss, two forced fumbles, one fumble recovery and his first two career touchdowns—one on a fumble return and one on an interception return. He was the first Titans player with two defensive touchdowns in the same season since linebacker **Zach Brown** in 2012.

In 2020, Byard was a defensive team captain for the second consecutive season and the team's Walter Payton NFL Man of the Year nominee. His 111 tackles led the team and established a career high. Additionally, he registered one interception, seven passes defended, two quarterback pressures, one tackle for loss and one forced fumble. In one playoff game

he produced five tackles, one pass defended and a quarterback pressure.

Byard's 2019 totals included a team-leading five interceptions, 10 passes defended, 91 tackles, one quarterback pressure and two tackles for loss. In three postseason games, he added 20 tackles and one interception.

In 2018, Byard finished with a team-leading four interceptions, 10 passes defended, 96 tackles and two sacks. He also completed a touchdown pass on a memorable fake punt to help defeat the Houston Texans (Sept. 16).

Byard experienced a breakthrough second-year season in 2017. He was named to the Pro Bowl and earned first-team Associated Press All-Pro honors after tying Detroit's **Darius Slay** for the NFL lead with eight interceptions. He added a pair of fumble recoveries to pace the league with 10 total takeaways.

As a rookie in 2016, Byard played in every game, starting the final seven contests at free safety. His 63 tackles were the most by a Titans rookie safety since **Tank Williams'** 69 tackles in 2002. He also ranked second on the squad with 10 special teams tackles.

During a four-year career at Middle Tennessee State University, he appeared in 49 games and notched 46 starts at safety while becoming one of the most prolific defenders in school history. He set school records with 19 career interceptions, 377 interception return yards and four interception returns for touchdowns, and he finished sixth in MTSU history with 312 career tackles. In total, he had a hand in 25 turnovers (19 interceptions, five forced fumbles and one fumble recovery) during his career and added 17 career passes defended and five tackles for loss. He was twice named first-team All-Conference USA.

As a senior in 2015, Byard appeared in 12 games with nine starts as a permanent team captain and was named first-team All-Conference USA for the second consecutive year. He ranked fourth on the team with 66 tackles and led the squad with four interceptions and six additional pass breakups.

The Lithonia, Ga., native set a career high in college with six interceptions as a junior and forced to fumbles the same season.

Byard's Career Regular Season Statistics:

Year	GP	GS	Tackle	Sack	QBP	TFL	Int	PD	FF	FR
2016	16	7	63	1.0	3	5	0	4	0	0
2017	16	16	87	0.0	3	4	8	18	0	2
2018	16	16	96	2.0	4	0	4	10	0	0
2019	16	16	91	0.0	1	2	5	10	0	0
2020	16	16	111	0.0	2	1	1	7	1	0
2021	17	17	88	1.0	2	1	5	13	2	1
2022	17	17	106	0.0	2	0	4	6	0	0
Totals	114	105	642	4.0	17	13	27	68	3	3

Byard's Career Postseason Statistics:

Year	GP	GS	Tackle	Sack	QBP	TFL	Int	PD	FF	FR
2017	2	2	16	0.0	0	0	0	0	0	0
2019	3	3	20	0.0	0	0	1	1	0	0
2020	1	1	5	0.0	1	0	0	1	0	0
2021	1	1	3	0.0	0	0	0	0	0	0
Totals	7	7	44	0.0	1	0	1	2	0	0

Byard's Regular Season Single-Game Highs:

Tackles - 16 vs. Washington (12/22/18)
Sacks - 1 (Four times, last at New England, 11/28/21)
Tackles For Loss - 2 (Twice, last at Miami, 10/8/17)
Interceptions - 3 at Cleveland (10/22/17)
Passes Defended - 3 (Twice, last vs. Baltimore, 11/5/17)
Forced Fumbles - 1 (Twice, last vs. Kansas City, 10/24/21)
Fumble Recoveries - 1 (Three times, last at Jacksonville, 10/10/21)

Byard's Playoff Single-Game Highs:

Tackles - 11 at Baltimore (1/11/20)
Interceptions - 1 at Baltimore (1/11/20)

FRANCHISE INTERCEPTION LEADERS

Titans safety **Kevin Byard** is tied with **Tony Banfield**, **W.K. Hicks** and **Darryll Lewis** and for fourth place on the franchise's all-time interceptions list. He is in third place among all franchise safeties and has more interceptions than any other player in the organization's "Titans era" (1999 to present).

Most career interceptions in franchise history:

Player (Position)	Years	Int	Yds	Avg	Lg	TD
1. Jim Norton (S)	1960-68	45	592	13.2	56	1
2. Cris Dishman (CB)	1988-96	31	348	11.2	43	1
3. Fred Glick (S)	1961-66	30	390	13.0	45	1
4. Kevin Byard (S)	2016-22	27	333	12.3	33	1
Tony Banfield (CB)	1960-65	27	224	8.3	58	0
W.K. Hicks (CB)	1964-69	27	457	16.9	62	0
Darryll Lewis (CB)	1991-98	27	540	20.0	98t	5
8. Mike Reinfeldt (S)	1976-83	26	375	14.4	39	0
9. Michael Griffin (S)	2007-15	25	328	13.1	83t	1
Ken Houston (S)	1967-72	25	650	26.0	78	9
11. Zeke Moore (CB)	1967-77	24	444	18.5	74	2
12. Willie Alexander (CB)	1971-79	23	379	16.5	95t	1
Samari Rolle (CB)	1998-04	23	349	15.2	81t	1
14. Marcus Robertson (S)	1991-00	22	428	19.5	69	0
15. Gregg Bingham (LB)	1973-84	21	279	13.3	54	0

MOST INTERCEPTIONS FROM 2017-2022

Since the beginning of the 2017 campaign, Titans safety **Kevin Byard** leads all safeties and ranks second in the NFL with 27 interceptions.

Most interceptions from 2017-2022:

Player	Interceptions
1. Xavien Howard	28
2. Kevin Byard	27
3. Justin Simmons	25
J.C. Jackson	25
5. Quandre Diggs	23
6. Jordan Poyer	22
Harrison Smith	22
8. Tyrann Mathieu	20
Darius Slay	20
10. Marcus Williams	19
Minkah Fitzpatrick	19

CONSECUTIVE STARTS

Titans safety **Kevin Byard** has never missed a game in his NFL career and has started every game since the 10th game of his rookie season in 2016.

Among all current defensive players, Byard's active consecutive starting streak ranks second in the NFL behind only New England's **Devin McCourty**.

Longest current starting streak among active NFL defensive players:

Player	Pos	Current Team	Active Consecutive Starting Streak
1. Devin McCourty	DB	New England Patriots	115
2. Kevin Byard	DB	Tennessee Titans	105
3. Adrian Amos	DB	Green Bay Packers	84
4. Leonard Floyd	LB	Los Angeles Rams	82
5. DaQuan Jones	DL	Buffalo Bills	81
6. Grady Jarrett	DL	Atlanta Falcons	76
7. Jordan Hicks	LB	Minnesota Vikings	68
8. Grover Stewart	DL	Indianapolis Colts	63
9. Maxx Crosby	DL	Las Vegas Raiders	59
10. Patrick Queen	LB	Baltimore Ravens	50
Roquan Smith	LB	Baltimore Ravens	50

MOST SEASONS LEADING FRANCHISE IN INTs

With **Kevin Byard** totaling four interceptions in 2022, he led the Titans in interceptions for the fifth time in his career. He previously led the squad in 2017, 2018, 2019 and 2021. Byard tied former cornerback **Darryll Lewis** (1994-98) as the only players in franchise history to lead the team in interceptions five times.

Most seasons leading the team (or tying for the team lead) in interceptions, franchise history:

Player	Seasons*	Total
1. Kevin Byard	2017-2019, 2021-2022	5
Darryll Lewis	1994-1998	5
3. Michael Griffin	2008, 2010-2012	4
Samari Rolle	1999-2001, 2003	4
5. Jason McCourty	2011-2012, 2014	3
Jim Norton	1961-1962, 1966	3

2022 TITANS TACKLE LEADERS

In addition to leading the Titans with four interceptions in 2022, safety **Kevin Byard** also led the defense with 106 tackles. It was the third consecutive season in which Byard led the Titans in tackles after totaling 111 stops in 2020 and 88 tackles in 2021.

Titans tackle leaders in 2022:

Player	Position	Total	Solo	Assist
1. Kevin Byard	S	106	68	38
2. David Long	ILB	86	52	34
3. Roger McCreary	CB	84	70	14
4. Monty Rice	ILB	63	36	27
5. Andrew Adams	S	60	42	18
6. Jeffery Simmons	DT	54	25	29
7. Dylan Cole	ILB	50	34	16
8. Kristian Fulton	CB	48	35	13
9. Amani Hooker	S	46	39	7
10. Terrance Mitchell	CB	39	31	8

TACKLES & INTERCEPTIONS, 2021-22

With 194 total tackles and nine interceptions since the beginning of the 2021 season, Titans safety **Kevin Byard** is one of only two NFL players with at least 175 tackles and seven interceptions in that span. The other is Pittsburgh Steelers safety **Minkah Fitzpatrick**, who has 220 stops and eight interceptions.

Players with 175 tackles and eight interceptions from 2021 to 2022:

Player	Team	Tackles	Interceptions
Kevin Byard	Tennessee Titans	194	9
Minkah Fitzpatrick	Pittsburgh Steelers	220	8



INTERCEPTIONS IN FIRST SEVEN SEASONS

Titans safety **Kevin Byard** totaled 27 interceptions from the time he entered the NFL in 2016 as a third-round draft pick through 2022. Since the franchise's inaugural 1960 season, his total tied second among all franchise players in their first seven NFL seasons. Only Oilers safety **Jim Norton** (37) had more. Byard's 27 interceptions tied the seven-year totals of **Tony Banfield**, **Cris Dishman** and **W.K. Hicks**.

Most interceptions in a player's first seven seasons, franchise history:

Player	First 7 Seasons*	Interceptions
1. Jim Norton	1960–1966	37
2. Kevin Byard	2016–2022	27
Tony Banfield	1960–1965	27
Cris Dishman	1988–1994	27
W.K. Hicks	1964–1969	27
6. Fred Glick	1961–1965	26
7. Ken Houston	1967–1972	25
Mike Reinfeldt	1976–1982	25
9. Darryll Lewis	1991–1997	23
Samari Rolle	1998–2004	23

* Seven seasons or less if the player was with the team for fewer than seven seasons

SEASON INTERCEPTIONS, TEAM HISTORY

Kevin Byard recorded a team-high eight interceptions in 2017. His total tied for seventh in franchise history and was the highest by any franchise player since Oilers cornerback **Rishard Johnson** picked off eight passes in 1990.

Most interceptions in a season, franchise history:

Player	Season	Position	Interceptions
1. Mike Reinfeldt	1979	S	12
Fred Glick	1963	S	12
3. Miller Farr	1967	CB	10
4. Ken Houston	1971	S	9
W.K. Hicks	1965	CB	9
Jim Norton	1961	S	9
7. Kevin Byard	2017	S	8
Richard Johnson	1990	CB	8
Pete Jaquess	1964	CB	8
Jim Norton	1962	S	8
Tony Banfield	1961	CB	8

2017 NFL LEADERS

Titans safety **Kevin Byard** tied for the NFL lead with eight interceptions in 2017, his second NFL season. He shared the top of the leaderboard with Detroit Lions cornerback **Darius Slay**.

Most interceptions in 2017:

Player	Team	Position	Interceptions
1. Kevin Byard	Tennessee	S	8
Darius Slay	Detroit	CB	8
3. Eric Weddle	Baltimore	S	6
A.J. Bouye	Jacksonville	CB	6
5. (five tied)			5

Additionally, Byard recorded two fumble recoveries on defense. His 10 total defensive takeaways were the most in the NFL.

Slay ranked second with nine takeaways, while Kansas City cornerback **Marcus Peters** tied Baltimore safety **Eric Weddle** for third place with seven takeaways.

Most total defensive takeaways in 2017:

Player	Team	Interceptions	Def. Fumble Recoveries	Total Takeaways
1. Kevin Byard	Ten	8	2	10
2. Darius Slay	Det	8	1	9
3. Marcus Peters	KC	5	2	7
Eric Weddle	Bal	6	1	7
5. (four tied)				6



INTERCEPTIONS IN A GAME, TEAM HISTORY

With three interceptions at Cleveland on Oct. 22, 2017, safety **Kevin Byard** tied a franchise record and became the ninth player in franchise history to record three interceptions in a regular season game.

Byard became the first NFL player in 2017 to record three interceptions in a game and the first NFL player to do so since Philadelphia Eagles safety **Kurt Coleman** at Washington on Oct. 16, 2011. He was the first Titans player to record three interceptions in a game since linebacker **Keith Bulluck** accomplished the feat at New Orleans on Monday night, Sept. 24, 2007.

Most interceptions in a game, franchise history:

Player (Pos)	Date	Opp	Int	Yds	Avg	TD
1. Kevin Byard (S)	10/22/17	Cle	3	60	20.0	0
Keith Bulluck (LB)	9/24/07	NO	3	51	17.0	0
Samari Rolle (CB)	12/26/99	Jac	3	66	22.0	0
Marcus Robertson (S)	11/21/93	Cle	3	69	23.0	0
Willie Alexander (CB)	11/14/71	Oak	3	40	13.3	0
Ken Houston (S)	10/24/71	Pit	3	28	9.3	0
Miller Farr (CB)	10/15/67	NYJ	3	128	42.7	1
W.K. Hicks (CB)	10/31/65	Buf	3	50	16.7	0
Jim Norton (S)	12/2/62	Den	3	22	7.3	0

PLAYERS WITH INTERCEPTION & TD PASS

In a victory over the Houston Texans on Sept. 16, 2018, **Kevin Byard** completed a 66-yard touchdown pass to defensive back **Dane Cruikshank**.

Byard became the first defensive player in franchise history to record a touchdown pass. Additionally, Byard's touchdown pass was the longest by a defensive player in the Super Bowl era. The previous long was held by Los Angeles Rams defensive back **Ed Meador**, who had an 18-yard touchdown pass at Atlanta on Nov. 19, 1967.

Byard, who tied for the NFL lead in 2017 with eight interceptions, also became only the fifth player in the Super Bowl era to throw at least one touchdown pass and record at least one career interception.

NFL players in the Super Bowl era with at least one career interception and one career touchdown pass (1966 through 2018):

Player	NFL Seasons	Career Pass TDs	Career Interceptions
Kevin Byard	2016–2018	1	12
Randy Moss	1998–2012	2	1
Tom Myers	1972–1981	1	36
Eddie Meador	1966*–1970	1	26
Paul Krause	1966*–1979	1	63

* Meador played from 1959–1970; Krause played from 1964–1979



#37 • S AMANI HOOKER

5-11, 210, 5th Year, Iowa

[Click for complete bio](#)

Safety **Amani Hooker** is in his fifth NFL season in 2023. He was selected by the Titans in the fourth round (116th overall) of the 2019 NFL Draft.

In 2022, Hooker was limited to nine games due to injuries. He contributed 46 tackles, one interception, three passes defended, one forced fumble, one fumble recovery, four quarterback pressures and one tackle for loss.

Hooker appeared in 12 games in 2021 with a career-high 12 starts. He totaled a career-best 62 tackles, one tackle for loss, one interception, four passes defended and one forced fumble. He added seven tackles and an interception in the team's divisional playoff contest.

In 2020, Hooker played 16 games with three starts. He tied **Malcolm Butler** for the team lead with four interceptions and ranked fourth on the team with seven special teams tackles. Additionally, he totaled one tackle for loss and eight passes defended.

As a rookie in 2019, Hooker played as a reserve safety in all 16 games and collected 13 tackles while ranking third on the team with eight special teams tackles.

During a three-year career at Iowa, Hooker played in 36 games with 19 starts and totaled 125 tackles, six interceptions, a sack, 3.5 tackles for loss and nine passes defended. He declared for the NFL Draft following his junior campaign.

Hooker is a native of Minneapolis, Minn.



Hooker's Career Regular Season Statistics:

Year	GP	GS	Tackle	Sack	QBP	TFL	Int	PD	FF	FR
2019	16	0	13	0.0	0	0	0	0	0	0
2020	16	3	44	0.0	0	1	4	8	0	0
2021	12	12	62	0.0	0	1	1	4	1	0
2022	9	9	46	0.0	4	1	1	3	1	1
Totals	53	24	165	0.0	4	3	6	15	2	1

Hooker's Career Postseason Statistics:

Year	GP	GS	Tackle	Sack	QBP	TFL	Int	PD	FF	FR
2019	3	0	3	0.0	0	0	0	0	0	0
2020	1	0	0	0.0	0	0	0	0	0	0
2021	1	1	7	0.0	0	0	1	2	0	0
Totals	5	1	10	0.0	0	0	1	2	0	0

Hooker's Regular Season Single-Game Highs:

- Tackles** - 12 at L.A. Rams (11/7/21)
- Interceptions** - 1 (Six times, last vs. N.Y. Giants, 9/11/22)
- Passes Defended** - 2 (Twice, last at Baltimore, 11/22/20)

Hooker's Playoff Single-Game Highs:

- Tackles** - 7 vs. Cincinnati (1/22/22)
- Interceptions** - 1 vs. Cincinnati (1/22/22)
- Passes Defended** - 2 vs. Cincinnati (1/22/22)



TITANS SPECIALISTS

PUNTERS

No.	Name	Ht	Wt	Exp	College
4	Stonehouse, Ryan	5-10	193	2	Colorado State

KICKERS

No.	Name	Ht	Wt	Exp	College
6	Shudak, Caleb	5-7	177	1	Iowa
40	Wolff, Trey	6-4	205	R	Texas Tech

LONG SNAPPERS

No.	Name	Ht	Wt	Exp	College
46	Cox, Morgan	6-4	233	14	Tennessee

#46 • LS MORGAN COX

6-4, 233, 14th Year, Tennessee

[Click for complete bio](#)

Long snapper **Morgan Cox** is in his 14th NFL season and his third campaign with the Titans in 2023. He was signed by the Titans as an unrestricted free agent on March 19, 2021.

In 2022, Cox handled all of the team's long snapping duties for the second consecutive season and was named to his fifth career Pro Bowl. He has more Pro Bowl appearances than any other player at his position since the league began naming long snappers to the Pro Bowl in 2004.

His steady play in 2022 helped rookie punter **Ryan Stonehouse** lead the league and set a new NFL record with a 53.1-yard gross punting average. Stonehouse also finished fourth in the NFL and set a rookie record with a 44.0-yard net average. Meanwhile, kicker **Randy Bullock** made 17 of 20 field goals (85.0 percent) and made all 28 extra point attempts.

In 2021, Cox handled all of the team's long snapping duties in 17 regular season games and one postseason game. He helped Bullock finish ninth in franchise history with 120 points in a single season, including three game-winning field goals (Sept. 19 at Seattle, Oct. 31 at Indianapolis and Dec. 23 against San Francisco). He also snapped for punter **Brett Kern**, who had the league's third-best ratio of punts inside the 20 to touchbacks (18:1).

In his first 11 seasons, Cox appeared in 165 regular season games for the Baltimore Ravens, serving as the team's primary long snapper after entering the NFL as an undrafted free agent in 2010. He was selected to four Pro Bowls and was a part of five playoff teams in Baltimore, totaling 10 postseason games played.



In 2020, he earned his fourth career Pro Bowl selection. He helped kicker Justin Tucker record his fifth consecutive season with at least 130 points, tying the NFL record of consecutive seasons with 130-plus points. Tucker connected on 26 of 29 field goals (89.7 percent) and was 52 of 53 on extra points (98.1 percent). Cox also snapped on all 51 of **Sam Koch's** 51 punts, as Koch was the NFL's only punter to place at least 20 punts (22) inside in the 20-yard line and have no more than one touchback.

A native of Collierville, Tenn., Cox played 38 games in three seasons (2007-09) as the primary long snapper at the University of Tennessee.

Cox's Career Regular Season Statistics:

Year	Team	GP	GS	SpT Tackles
2010	Bal	15	0	1
2011	Bal	16	0	0
2012	Bal	16	0	2
2013	Bal	16	0	2
2014	Bal	7	0	0
2015	Bal	16	0	0
2016	Bal	16	0	2
2017	Bal	16	0	1
2018	Bal	16	0	1
2019	Bal	16	0	0
2020	Bal	15	0	2
2021	Ten	17	0	1
2022	Ten	17	0	1
NFL Totals		199	0	13

Cox's Career Postseason Statistics:

Year	Team	GP	GS	SpT Tackles
2011	Bal	2	0	0
2012	Bal	4	0	0
2018	Bal	1	0	0
2019	Bal	1	0	0
2020	Bal	2	0	0
2021	Ten	1	0	0
Playoff Totals		11	0	0

#4 • P RYAN STONEHOUSE

5-10, 193, 2nd Year, Colorado State

[Click for complete bio](#)

Punter **Ryan Stonehouse** is in his second NFL season in 2023. He was signed by the Titans as a rookie free agent on May 13, 2022.

In 2022, Stonehouse finished the season with a gross average of 53.10 yards per punt on 90 total punts (4,779 total yards). In doing so, he broke **Sammy Baugh's** single-season NFL record of 51.40 yards per punt, which was established in 1940 and was never matched among qualifiers (2.5 punts per team game) until Stonehouse's rookie campaign. Stonehouse's mark also surpassed **Brett Kern's** franchise record of 49.7 yards per punt in 2017.

With a net punting average of 44.03 yards per punt in 2022, Stonehouse also established a new NFL record for the highest net average by a rookie punter. He broke the record set by Indianapolis' **Rigoberto Sanchez**, who averaged 42.64 net yards per punt as a rookie in 2017. Stonehouse finished fourth in the NFL in net punting behind veterans **Tommy Townsend** (45.6), **Michael Dickson** (44.5) and **Johnny Hekker** (44.1). In franchise history, his net average ranked second for a single season, trailing only Kern's 44.6 net average in 2017.

Stonehouse's 90 punts in 2022 made up the NFL's second-highest total. Only Denver's **Corliss Waitman** (96) had more. The 90 punts by Stonehouse tied **Craig Hentrich's** 1999 number for the fourth-highest total in team annals behind **Rich Camarillo** (96 punts in 1994) and Cliff Parsley (93 in 1979; 91 in 1978).

Stonehouse appeared in 53 games over five seasons at Colorado State (2017-21) and set an NCAA career record with a 47.8-yard gross punting average. His career totals included 244 punts for 11,656 yards with 91 punts inside the 20. He totaled 106 punts of 50-plus yards and became the first player in Colorado State history to log 11,000 punting yards in a career.

During his final college season in 2021, Stonehouse appeared in 12 games and averaged 50.9 yards per attempt on 58 punts, including a career-long 81-yard punt. He placed 27 punts inside the 20-yard line and totaled 32 punts of 50-plus yards en route to being named a second-team All-Mountain



West selection and a Ray Guy Award semifinalist. He is a native of La Verne, Calif.

Stonehouse's Career Regular Season Statistics:

Year	Team	GP	No	Blk	Yds	Avg	Lg	TB	In20	Net
2022	Ten	17	90	0	4,779	53.1	74	9	30	44.0
Totals		17	90	0	4,779	53.1	74	9	30	44.0

Stonehouse's Regular Season Single-Game Highs:

- Punts** - 8 (Three times, last vs. Denver 11/13/22)
- Gross Avg.** - 57.3 at Philadelphia (12/4/22)
- Net Avg.** - 48.4 at Washington (10/9/22)
- Long Punt** - 74 vs. Denver (11/13/22)
- In20** - 4 (Three times, last at L.A. Chargers, 12/18/22)

NFL RECORD: SINGLE-SEASON AVERAGE

In 1940, Washington's **Sammy Baugh** punted 35 times for 1,799 yards, averaging 51.40 yards per punt. Eighty-two seasons later, the mark still stood as the best qualifying single-season punting average in NFL history, until Titans rookie punter **Ryan Stonehouse** broke the record in 2022.

Stonehouse, an undrafted rookie from Colorado State University, averaged 53.10 yards per attempt on 90 total punts—1.70 yards per punt ahead of Baugh's number.

Prior to Stonehouse's rookie campaign, Baugh's mark was one of the NFL's longest-held records. In the 2022 NFL Record & Fact Book, only three single-season individual records predated Baugh's punting mark, and all three of those were later tied: most safeties in a season (two by Green Bay's **Tom Nash** in 1932 and subsequently tied 18 times), most fumbles returned for a touchdown in a season (two by Boston's **Harold McPhail** in 1934 and tied 44 times), and most opponent fumbles returned for a touchdown in a season (two by McPhail in 1934 and tied 41 times).

To qualify for the single-season average record, a punter needs a minimum of 2.5 attempts per team game.

Highest single-season punting average (gross average) in NFL history (minimum 2.5 punts per team game):

Player	Team	Season	Punts	Yards	Punting Average
1. Ryan Stonehouse	Tennessee	2022	90	4,779	53.10
2. Sammy Baugh	Washington	1940	35	1,799	51.40
3. Shane Lechler	Oakland	2009	96	4,909	51.14
4. Andy Lee	San Francisco	2011	78	3,970	50.90
5. Corey Bojorquez	Buffalo	2020	41	2,082	50.78
6. Shane Lechler	Oakland	2011	78	3,960	50.77
7. Tommy Townsend	Kansas City	2022	53	2,672	50.42
8. Brandon Fields	Miami	2012	74	3,715	50.20
9. Thomas Morstead	New Orleans	2012	74	3,707	50.09
10. A.J. Cole	Las Vegas	2021	64	3,202	50.03

NFL ROOKIE RECORD: NET AVERAGE

In addition to the NFL single-season gross punting average record he set in 2022, Titans punter **Ryan Stonehouse** also established a new record for net punting average in a season by a rookie. His 44.03 net yards per attempt exceeded the previous record of 42.64 yards, set by Indianapolis Colts rookie punter **Rigoberto Sanchez** in 2017.

Highest net punting average by a rookie, NFL history:

Player	Team	Season	Net Avg
1. Ryan Stonehouse	Tennessee Titans	2022	44.03
2. Rigoberto Sanchez	Indianapolis Colts	2017	42.64
3. Michael Dickson	Seattle Seahawks	2018	42.47
4. Jamie Gillan	Cleveland Browns	2019	41.59

2022 NFL PUNTING LEADERS

Despite being a rookie, Titans punter **Ryan Stonehouse** led the NFL in punting average in 2022 and ranked fourth among the leaders in net punting average. He maintained his gross and net averages despite being ranked second in the NFL with 90 total punts. Only Denver's **Corliss Waitman** (96) had more punts than Stonehouse in 2022.

NFL gross punting average leaders in 2022:

Player	Team	Gross Punt Avg.
1. Ryan Stonehouse	Tennessee Titans	53.10
2. Tommy Townsend	Kansas City Chiefs	50.42
3. Logan Cooke	Jacksonville Jaguars	49.34
4. AJ Cole	Las Vegas Raiders	48.88
5. Jake Camarda	Tampa Bay Buccaneers	48.85
6. Jack Fox	Detroit Lions	48.56
7. Corey Bojorquez	Cleveland Browns	48.51
8. Michael Dickson	Seattle Seahawks	48.47
9. Johnny Hekker	Carolina Panthers	48.46
10. Bryan Anger	Dallas Cowboys	48.40

NFL net punting average leaders in 2022:

Player	Team	Net Punt Avg.
1. Tommy Townsend	Kansas City Chiefs	45.58
2. Michael Dickson	Seattle Seahawks	44.42
3. Johnny Hekker	Carolina Panthers	44.12
4. Ryan Stonehouse	Tennessee Titans	44.03
5. AJ Cole	Las Vegas Raiders	43.90
6. Logan Cooke	Jacksonville Jaguars	43.78
7. Tress Way	Washington Commanders	42.89
8. Bryan Anger	Dallas Cowboys	42.84
9. Cameron Johnston	Houston Texans	42.59
10. Drue Chrisman	Cincinnati Bengals	42.57

SINGLE-GAME GROSS AVERAGE, TEAM HISTORY

Through only one season, **Ryan Stonehouse** has recorded four of the franchise's top 10 single-game gross punting averages (minimum four punts) since 1976. His best single-game average, 57.3 yards at Philadelphia on Dec. 4, 2022, ranks fifth in team history.

Highest single-game gross punting average, since 1976 (min. 4 punts):

Player	Date	Opponent	Punts	Gross Avg
1. Brett Kern	10/25/20	Pittsburgh	4	60.5
2. Greg Montgomery	12/27/92	Buffalo	5	59.2
3. Greg Montgomery	9/19/93	at San Diego	5	57.6
4. Craig Hentrich	11/4/01	Jacksonville	4	57.5
5. Ryan Stonehouse	12/4/22	at Philadelphia	7	57.3
6. Ryan Stonehouse	9/11/22	N.Y. Giants	6	57.0
7. Brett Kern	9/24/17	Seattle	6	56.8
8. Brett Kern	11/12/17	Cincinnati	6	56.5
9. Ryan Stonehouse	12/18/22	at L.A. Chargers	7	56.0
10. Ryan Stonehouse	9/19/22	at Buffalo	6	55.5

FRANCHISE SINGLE-SEASON LEADERS

As a rookie in 2022, **Ryan Stonehouse** set franchise and NFL records with a 53.10 gross punting average. His 44.03 net average ranked second in franchise history, while his 90 punts tied for the fourth-highest figure for the organization.

Highest gross punting average in a season, franchise history:

Player	Season	Gross Average
1. Ryan Stonehouse	2022	53.10
2. Brett Kern	2017	49.71
3. Brett Kern	2012	47.59
4. Brett Kern	2015	47.44
5. Craig Hentrich	1998	47.22
6. Brett Kern	2019	47.08
7. Brett Kern	2018	47.07
8. Greg Montgomery	1992	46.92
9. Brett Kern	2014	46.80
10. Greg Montgomery	1993	45.59

Highest net punting average in a season, franchise history:

Player	Season	Net Average
1. Brett Kern	2017	44.56
2. Ryan Stonehouse	2022	44.03
3. Brett Kern	2019	43.12
4. Brett Kern	2018	41.69
5. Brett Kern	2014	40.76
6. Brett Kern	2021	40.43
7. Brett Kern	2012	40.36
8. Brett Kern	2015	40.34
9. Brett Kern	2013	39.70
10. Brett Kern	2011	39.37

Most punts in a season, franchise history:

Player	Season	Punt
1. Rich Camarillo	1994	96
2. Cliff Parsley	1979	93
3. Cliff Parsley	1978	91
4. Ryan Stonehouse	2022	90
Craig Hentrich	1999	90
6. Craig Hentrich	2006	88
John James	1984	88
Lee Johnson	1986	88
Brett Kern	2015	88
Brett Kern	2014	88



DAILY TRAINING CAMP MEDIA SCHEDULE

The training camp media schedule is subject to change. Practices typically last two hours, and media availability generally takes place in-person immediately following practice. All practices take place at Ascension Saint Thomas Sports Park unless otherwise listed. Times listed are central unless otherwise indicated.



Monday, Aug. 14

9:30 a.m. Practice

Tuesday, Aug. 15

No media access Travel to Minnesota

Wednesday, Aug. 16

12 p.m. Practice with Minnesota Vikings

Thursday, Aug. 17

12 p.m. Practice with Minnesota Vikings

Friday, Aug. 18

No media access

Saturday, Aug. 19

7 p.m. Titans at Minnesota Vikings

Sunday, Aug. 20

TBA Mike Vrabel press conference

Monday, Aug. 21

No media access

Tuesday, Aug. 22

9:15 a.m. Practice with New England Patriots

Wednesday, Aug. 23

9:15 a.m. Practice with New England Patriots

Thursday, Aug. 24

No media access

Friday, Aug. 25

7:15 p.m. Titans vs. New England Patriots

Saturday, Aug. 26

TBA Mike Vrabel press conference

Schedule after Aug. 26 will be announced at a later date.



CONTACT INFORMATION

Titans Practice Facility/Training Camp Site:
Ascension Saint Thomas Sports Park
 460 Great Circle Road
 Nashville, TN 37228

Nissan Stadium:
One Titans Way
 Nashville, TN 37213

Media Resources:
www.TennesseeTitans.com/media

Phone:
 (615) 565-4000 (main)
 (615) 565-4100 (media relations)
 (615) 565-4200 (ticket office)

Titans Football Communications:
 Robbie Bohren
 Vice President of Football Communications
rbohren@titans.nfl.com
 Jim Wyatt
 Senior Writer/Editor
jwyatt@titans.nfl.com
 Dwight Spradlin
 Director of Football Communications
dspradlin@titans.nfl.com
 Jared Puffer
 Associate Director of Football Communications
jpuffer@titans.nfl.com
 Kaylee Connors
 Coordinator of Football Communications
kconnors@titans.nfl.com
 Travis McDaniel
 Football Communications Seasonal Assistant
tmcdaniel@titans.nfl.com



The OTP: Official Titans Podcast

Hosted by Mike Keith and Amie Wells, The OTP features contributions from TennesseeTitans.com senior writer/editor Jim Wyatt, Titans Radio analyst Dave McGinnis and various Titans players and guests each week.

TITANS TV PROGRAMMING

TITANS ALL ACCESS

Titans All Access

Airs locally throughout the season on Nashville's FOX 17 on Friday nights at 10:35 p.m.

It also airs Saturdays in Nashville on MyTV 30 at 11 a.m. Titans All Access also has affiliates in Chattanooga, Knoxville, Memphis, Jackson, Huntsville, Ala., and Paducah, Ky.



The Mike Vrabel Show

Airs throughout the season on Tuesday nights at 6:30 p.m. CT on WKRN Channel 2.



PRESENTED BY **DRAFT KINGS** SPORTSBOOK

Titans Gameday

Chris Harris, Dave McGinnis and Mike Keith get you the last word before kickoff on Titans Gameday, Sundays at 10:30am on WSMV4.

TITANS RADIO



Titans Radio brings football to fans across the Mid-South in one of the NFL's largest radio networks, including Nashville flagship 104.5 The Zone. Play-by-play announcer **Mike Keith** connection with pro football across the Mid-South dates back to 1996, a year before the Oilers arrived in Tennessee, and he became the "Voice of the Titans" in 1999. Former Titans assistant coach and NFL head coach **Dave McGinnis** began serving as Titans Radio's color analyst in 2017, while Titans Radio gameday host **Rhett Bryan's** involvement with the broadcast dates back to 1997. **Amie Wells** has been reporting on the sidelines since 2018. Former Tennessee Volunteer and NFL offensive lineman **Ramon Foster** joins the Titans Radio crew in 2023.

TITANS RADIO WEEKLY PROGRAMMING

- Monday:**
"The Mike Vrabel Show" | 6-7 p.m. | Titans Radio/104.5 The Zone
- Tuesday:**
"Mac Talk" with Dave McGinnis & Rhett Bryan | 6-7 p.m. | 104.5 The Zone
- Wednesday:**
"Titans Tonight" with Keith Bulluck | 6-7 p.m. | Titans Radio/104.5 The Zone
- Sunday (Noon Kickoff):**
"Countdown to Kickoff" | 10-11 a.m. | 104.5 The Zone
"Titans Countdown" | 11 a.m.-12 p.m. | Titans Radio/104.5 The Zone
"Titans Talkback" | 3-5 p.m. | 104.5 The Zone

TITANS RADIO AFFILIATES

Flagship				Tennessee			
Nashville	WGFX	FM	104.5	Waverly	WQMV	FM	93.5
						AM	1060
				Winchester	WCDD	AM	1340
Tennessee				Alabama			
Camden	WRJB	FM	95.9	Birmingham	WJOX	FM	94.5
	WFVL	AM	1220	Bridgeport	WJTW	AM	1480
Chattanooga	WGOW	FM	102.3	Florence	WQLT	FM	107.3
		AM	1150	Huntsville	WUMP	AM	730
Clarksville	WKFN	AM	540			FM	103.9
		FM	104.1	Huntsville	WVNN	AM	770
Cleveland	WCLE	FM	104.1			FM	92.5
Columbia	WKOM	FM	101.7	Scottsboro	WWIC	AM	1050
Cookeville	WKXD	FM	106.9	Kentucky			
Dickson	WDKN	AM	1260	Benton	WCBL	AM	1290
Franklin	WAKM	AM	950	Bowling Green	WPTQ	FM	105.3
Greeneville	WIKQ	FM	103.1	Cadiz	WKDZ	FM	106.5
Jackson	WZDQ	FM	102.3	Columbia	WAIN	FM	101.9
Knoxville	WOKI	FM	98.7			AM	1270
Lebanon	WANT	FM	98.9	Henderson	WSON	AM	860
Lebanon	WCOR	AM	1490			FM	96.5
Lewisburg	WJJM	FM	94.3	Madisonville	WWKY	FM	97.7
Manchester	WMSR	FM	107.9	Owensboro	WVJS	FM	92.9
		AM	1320			AM	1420
Memphis	WKIM	FM	98.9				
Morristown	WCRK	FM	105.7				
Nashville	WGFX	FM	104.5				
Shelbyville	WZNG	FM	100.9				
		AM	1400				
Tri-Cities	WXSM	AM	640				
Union City	WQAK	FM	105.7				

2023 NFL SCHEDULE

Games grouped by start times and listed alphabetically by home team. Times listed are local.

WEEK 1

Thursday, September 7, 2023

Det at KC (Thu) 7:20p (CT) NBC

Sunday, September 10, 2023

Car at Atl 1:00p (ET) FOX

Hou at Bal 1:00p (ET) CBS

Cin at Cle 1:00p (ET) CBS

Jax at Ind 1:00p (ET) FOX

TB at Min 12:00p (CT) CBS

Ten at NO 12:00p (CT) CBS

SF at Pit 1:00p (ET) FOX

Ari at Was 1:00p (ET) FOX

GB at Chi 3:25p (CT) FOX

LV at Den 2:25p (MT) CBS

Mia at LAC 1:25p (PT) CBS

Phi at NE 4:25p (ET) CBS

LAR at Sea 1:25p (PT) FOX

Dal at NYG 8:20p (ET) NBC

Monday, September 11, 2023

Buf at NYJ (Mon) 8:15p (ET) ESPN/ABC

WEEK 2

Thursday, September 14, 2023

Min at Phi (Thu) 8:15p (ET) Prime Video

Sunday, September 17, 2023

GB at Atl 1:00p (ET) FOX

LV at Buf 1:00p (ET) CBS

Bal at Cin 1:00p (ET) CBS

Sea at Det 1:00p (ET) FOX

Ind at Hou 12:00p (CT) FOX

KC at Jax 1:00p (ET) CBS

Chi at TB 1:00p (ET) FOX

LAC at Ten 12:00p (CT) CBS

NYG at Ari 1:05p (MST) FOX

SF at LAR 1:05p (PT) FOX

NYJ at Dal 3:25p (CT) CBS

Was at Den 2:25p (MT) CBS

Mia at NE 8:20p (ET) NBC

Monday, September 18, 2023

NO at Car (Mon) 7:15p (ET) ESPN

Cle at Pit (Mon) 8:15p (ET) ABC

WEEK 3

Thursday, September 21, 2023

NYG at SF (Thu) 5:15p (PT) Prime Video

Sunday, September 24, 2023

Ind at Bal 1:00p (ET) CBS

Ten at Cle 1:00p (ET) CBS

Atl at Det 1:00p (ET) FOX

NO at GB 12:00p (CT) FOX

Hou at Jax 1:00p (ET) FOX

Den at Mia 1:00p (ET) CBS

LAC at Min 12:00p (CT) FOX

NE at NYJ 1:00p (ET) CBS

Buf at Was 1:00p (ET) CBS

Car at Sea 1:05p (PT) CBS

Dal at Ari 1:25p (MST) FOX

Chi at KC 3:25p (CT) FOX

Pit at LV 5:20p (PT) NBC

Monday, September 25, 2023

Phi at TB (Mon) 7:15p (ET) ABC

LAR at Cin (Mon) 8:15p (ET) ESPN

WEEK 4

Thursday, September 28, 2023

Det at GB (Thu) 7:15p (CT) Prime Video

Sunday, October 1, 2023

Atl vs Jax (Wembley) 2:30p (BST) ESPN+

Mia at Buf 1:00p (ET) CBS

Min at Car 1:00p (ET) FOX

Den at Chi 12:00p (CT) CBS

Bal at Cle 1:00p (ET) CBS

Pit at Hou 12:00p (CT) CBS

LAR at Ind 1:00p (ET) FOX

TB at NO 12:00p (CT) FOX

Was at Phi 1:00p (ET) FOX

Cin at Ten 12:00p (CT) FOX

LV at LAC 1:05p (PT) CBS

NE at Dal 3:25p (CT) FOX

Ari at SF 1:25p (PT) FOX

KC at NYJ 8:20p (ET) NBC

Monday, October 2, 2023

Sea at NYG (Mon) 8:15p (ET) ESPN

WEEK 5

Thursday, October 5, 2023

Chi at Was (Thu) 8:15p (ET) Prime Video

Sunday, October 8, 2023

Jax vs Buf (Tottenham) 2:30p (BST) NFLN

Hou at Atl 1:00p (ET) FOX

Car at Det 1:00p (ET) FOX

Ten at Ind 1:00p (ET) CBS

NYG at Mia 1:00p (ET) FOX

NO at NE 1:00p (ET) CBS

Bal at Pit 1:00p (ET) CBS

Cin at Ari 1:05p (MST) FOX

Phi at LAR 1:05p (PT) FOX

NYJ at Den 2:25p (MT) CBS

KC at Min 3:25p (CT) CBS

Dal at SF 5:20p (PT) NBC*

Monday, October 9, 2023

GB at LV (Mon) 5:15p (PT) ESPN

WEEK 6

Thursday, October 12, 2023

Den at KC (Thu) 7:15p (CT) Prime Video

Sunday, October 15, 2023

Bal vs Ten (Tottenham) 2:30p (BST) NFLN

Was at Atl 1:00p (ET) CBS

Min at Chi 12:00p (CT) FOX

Sea at Cin 1:00p (ET) CBS

SF at Cle 1:00p (ET) FOX

NO at Hou 12:00p (CT) FOX

Ind at Jax 1:00p (ET) CBS

Car at Mia 1:00p (ET) CBS

Det at TB 1:00p (ET) FOX

NE at LV 1:05p (PT) CBS

Ari at LAR 1:25p (PT) FOX

Phi at NYJ 4:25p (ET) FOX

NYG at Buf 8:20p (ET) NBC*

Monday, October 16, 2023

Dal at LAC (Mon) 5:15p (PT) ESPN

WEEK 7

Thursday, October 19, 2023

Jax at NO (Thu) 7:15p (CT) Prime Video

Sunday, October 22, 2023

Det at Bal 1:00p (ET) FOX

LV at Chi 12:00p (CT) FOX

Cle at Ind 1:00p (ET) CBS

Buf at NE 1:00p (ET) CBS

Was at NYG 1:00p (ET) CBS

Atl at TB 1:00p (ET) FOX

Pit at LAR 1:05p (PT) FOX

Ari at Sea 1:05p (PT) FOX

GB at Den 2:25p (MT) CBS

LAC at KC 3:25p (CT) CBS

Mia at Phi 8:20p (ET) NBC*

Monday, October 23, 2023

SF at Min (Mon) 7:15p (CT) ESPN

WEEK 8

Thursday, October 26, 2023

TB at Buf (Thu) 8:15p (ET) Prime Video

Sunday, October 29, 2023

Hou at Car 1:00p (ET) FOX

LAR at Dal 12:00p (CT) FOX

Min at GB 12:00p (CT) FOX

NO at Ind 1:00p (ET) FOX

NE at Mia 1:00p (ET) CBS

NYJ at NYG 1:00p (ET) CBS

Jax at Pit 1:00p (ET) CBS

Atl at Ten 12:00p (CT) CBS

Phi at Was 1:00p (ET) FOX

Cle at Sea 1:05p (PT) FOX

Bal at Ari 1:25p (MST) CBS

KC at Den 2:25p (MT) CBS

Cin at SF 1:25p (PT) CBS

Chi at LAC 5:20p (PT) NBC*

Monday, October 30, 2023

LV at Det (Mon) 8:15p (ET) ESPN

WEEK 9

Thursday, November 2, 2023

Ten at Pit (Thu) 8:15p (ET) Prime Video

Sunday, November 5, 2023

Mia vs KC (Frankfurt) 3:30p (CET) NFLN

Min at Atl 1:00p (ET) FOX

Sea at Bal 1:00p (ET) CBS

Ari at Cle 1:00p (ET) CBS

LAR at GB 12:00p (CT) FOX

TB at Hou 12:00p (CT) CBS

Was at NE 1:00p (ET) FOX

Chi at NO 12:00p (CT) CBS

Ind at Car 4:05p (ET) CBS

NYG at LV 1:25p (PT) FOX

Dal at Phi 4:25p (ET) FOX

Buf at Cin 8:20p (ET) NBC*

Monday, November 6, 2023

LAC at NYJ (Mon) 8:15p (ET) ESPN

WEEK 10

Thursday, November 9, 2023

Car at Chi (Thu) 7:15p (CT) Prime Video

Sunday, November 12, 2023

Ind vs NE (Frankfurt) 3:30p (CET) NFLN

Cle at Bal 1:00p (ET) FOX

Hou at Cin 1:00p (ET) CBS

SF at Jax 1:00p (ET) FOX

2023 NFL SCHEDULE

NO at Min	12:00p (CT)	FOX
GB at Pit	1:00p (ET)	CBS
Ten at TB	1:00p (ET)	CBS
Atl at Ari	2:05p (MST)	CBS
Det at LAC	1:05p (PT)	CBS
NYG at Dal	3:25p (CT)	FOX
Was at Sea	1:25p (PT)	FOX
NYJ at LV	5:20p (PT)	NBC*
Monday, November 13, 2023		
Den at Buf (Mon)	8:15p (ET)	ESPN

WEEK 11

Thursday, November 16, 2023		
Cin at Bal (Thu)	8:15p (ET)	Prime Video

Sunday, November 19, 2023

Dal at Car	1:00p (ET)	FOX
Pit at Cle	1:00p (ET)	CBS
Chi at Det	1:00p (ET)	FOX
LAC at GB	12:00p (CT)	FOX
Ari at Hou	12:00p (CT)	CBS
Ten at Jax	1:00p (ET)	CBS
LV at Mia	1:00p (ET)	CBS
NYG at Was	1:00p (ET)	FOX
TB at SF	1:05p (PT)	FOX
NYJ at Buf	4:25p (ET)	CBS
Sea at LAR	1:25p (PT)	CBS
Min at Den	6:20p (MT)	NBC*

Monday, November 20, 2023

Phi at KC (Mon)	7:15p (CT)	ESPN/ABC
-----------------	------------	----------

WEEK 12

Thursday, November 23, 2023		
GB at Det	12:30p (ET)	FOX
Was at Dal	3:30p (CT)	CBS
SF at Sea	5:20p (PT)	NBC
Friday, November 24, 2023		
Mia at NYJ	3:00p (ET)	Prime Video

Sunday, November 26, 2023

NO at Atl	1:00p (ET)	FOX
Pit at Cin	1:00p (ET)	CBS
Jax at Hou	12:00p (CT)	CBS
TB at Ind	1:00p (ET)	CBS
NE at NYG	1:00p (ET)	FOX
Car at Ten	12:00p (CT)	FOX
LAR at Ari	2:05p (MST)	FOX
Cle at Den	2:05p (MT)	FOX
KC at LV	1:25p (PT)	CBS
Buf at Phi	4:25p (ET)	CBS
Bal at LAC	5:20p (PT)	NBC*
Monday, November 27, 2023		
Chi at Min (Mon)	7:15p (CT)	ESPN*

WEEK 13

Thursday, November 30, 2023		
Sea at Dal (Thu)	7:15p (CT)	Prime Video

Sunday, December 3, 2023

LAC at NE	1:00p (ET)	CBS
Det at NO	12:00p (CT)	FOX
Atl at NYJ	1:00p (ET)	FOX
Ari at Pit	1:00p (ET)	CBS
Car at TB	1:00p (ET)	CBS
Ind at Ten	12:00p (CT)	CBS
Mia at Was	1:00p (ET)	FOX
Den at Hou	3:05p (CT)	CBS

Cle at LAR	1:25p (PT)	FOX
SF at Phi	4:25p (ET)	FOX
KC at GB	7:20p (CT)	NBC*
Monday, December 4, 2023		
Cin at Jax (Mon)	8:15p (ET)	ESPN*

WEEK 14

Thursday, December 7, 2023

NE at Pit (Thu)	8:15p (ET)	Prime Video
-----------------	------------	-------------

Sunday, December 10, 2023

TB at Atl	1:00p (ET)	CBS
LAR at Bal	1:00p (ET)	FOX
Det at Chi	12:00p (CT)	FOX
Ind at Cin	1:00p (ET)	CBS
Jax at Cle	1:00p (ET)	CBS
Car at NO	12:00p (CT)	FOX
Hou at NYJ	1:00p (ET)	CBS
Min at LV	1:05p (PT)	FOX
Sea at SF	1:05p (PT)	FOX
Buf at KC	3:25p (CT)	CBS
Den at LAC	1:25p (PT)	CBS
Phi at Dal	7:20p (CT)	NBC*

Monday, December 11, 2023

Ten at Mia (Mon)	8:15p (ET)	ESPN*
GB at NYG (Mon)	8:15p (ET)	ABC*

WEEK 15

Thursday, December 14, 2023

LAC at LV (Thu)	5:15p (PT)	Prime Video
-----------------	------------	-------------

Saturday, December 16, 2023

TBD	TBD	NFLN
TBD	TBD	NFLN
TBD	TBD	NFLN

Saturday Pool Date/Time/Network TBD

Atl at Car	TBD	TBD
Min at Cin	TBD	TBD
Chi at Cle	TBD	TBD
Den at Det	TBD	TBD
Pit at Ind	TBD	TBD

Sunday, December 17, 2023

TB at GB	12:00p (CT)	FOX
NYJ at Mia	1:00p (ET)	CBS
NYG at NO	12:00p (CT)	FOX
Hou at Ten	12:00p (CT)	CBS
SF at Ari	2:05p (MST)	CBS
Was at LAR	1:05p (PT)	CBS
Dal at Buf	4:25p (ET)	FOX
Phi at Sea	1:25p (PT)	FOX
Bal at Jax	8:20p (ET)	NBC*
Monday, December 18, 2023		
KC at NE (Mon)	8:15p (ET)	ESPN*

WEEK 16

Thursday, December 21, 2023

NO at LAR (Thu)	5:15p (PT)	Prime Video
-----------------	------------	-------------

Saturday, December 23, 2023

Cin at Pit (Sat)	4:30p (ET)	NBC
Buf at LAC (Sat)	5:00p (PT)	Peacock

Sunday, December 24, 2023

Ind at Atl	1:00p (ET)	FOX
GB at Car	1:00p (ET)	FOX
Cle at Hou	12:00p (CT)	CBS
Det at Min	12:00p (CT)	FOX
Was at NYJ	1:00p (ET)	CBS

Sea at Ten	12:00p (CT)	CBS
Jax at TB	4:05p (ET)	CBS
Ari at Chi	3:25p (CT)	FOX
Dal at Mia	4:25p (ET)	FOX
NE at Den	6:15p (MT)	NFLN

Monday, December 25, 2023

LV at KC (Mon)	12:00p (CT)	CBS
NYG at Phi (Mon)	4:30p (ET)	FOX
Bal at SF (Mon)	5:15p (PT)	ABC

WEEK 17

Thursday, December 28, 2023

NYJ at Cle (Thu)	8:15p (ET)	Prime Video
------------------	------------	-------------

Saturday, December 30, 2023

Det at Dal (Sat)	7:15p (CT)	ESPN/ABC
------------------	------------	----------

Sunday, December 31, 2023

Mia at Bal	1:00p (ET)	CBS
NE at Buf	1:00p (ET)	CBS
Atl at Chi	12:00p (CT)	CBS
Ten at Hou	12:00p (CT)	FOX
LV at Ind	1:00p (ET)	CBS
Car at Jax	1:00p (ET)	CBS
LAR at NYG	1:00p (ET)	FOX
Ari at Phi	1:00p (ET)	FOX
NO at TB	1:00p (ET)	FOX
SF at Was	1:00p (ET)	FOX
Pit at Sea	1:05p (PT)	FOX
LAC at Den	2:25p (MT)	CBS
Cin at KC	3:25p (CT)	CBS
GB at Min	7:20p (CT)	NBC*

WEEK 18

Saturday, January 6, 2024

Game TBD	TBD	ESPN/ABC*
Game TBD	TBD	ESPN/ABC*

Sunday, January 7, 2024

Games TBD	TBD	CBS*
Games TBD	TBD	FOX*
Games TBD	TBD	CBS*
Games TBD	TBD	FOX*
Game TBD	TBD	NBC*

Week 18 Game Pool Date/Time/Network TBD

Sea at Ari	TBD	TBD
Pit at Bal	TBD	TBD
TB at Car	TBD	TBD
Cle at Cin	TBD	TBD
Min at Det	TBD	TBD
Chi at GB	TBD	TBD
Hou at Ind	TBD	TBD
KC at LAC	TBD	TBD
Den at LV	TBD	TBD
Buf at Mia	TBD	TBD
NYJ at NE	TBD	TBD
Atl at NO	TBD	TBD
Phi at NYG	TBD	TBD
LAR at SF	TBD	TBD
Jax at Ten	TBD	TBD
Dal at Was	TBD	TBD

* - Select Prime Time games subject to change;
Week 18 games TBD

GAME PREVIEW

TEAM NOTES

PLAYER NOTES

MEDIA

STATISTICS

ROSTERS

2022 NFL DIVISIONAL STANDINGS

AFC East	W	L	T	Pct	Home	Road	Conf	Div
y-Buffalo Bills	13	3	0	.813	7-1-0	6-2-0	9-2-0	4-2-0
x-Miami Dolphins	9	8	0	.529	6-2-0	3-6-0	7-5-0	3-3-0
New England Patriots	8	9	0	.471	4-4-0	4-5-0	6-6-0	3-3-0
New York Jets	7	10	0	.412	3-5-0	4-5-0	5-7-0	2-4-0
AFC North	W	L	T	Pct	Home	Road	Conf	Div
y-Cincinnati Bengals	12	4	0	.750	6-1-0	6-3-0	8-3-0	3-3-0
x-Baltimore Ravens	10	7	0	.588	5-3-0	5-4-0	6-6-0	3-3-0
Pittsburgh Steelers	9	8	0	.529	4-4-0	5-4-0	5-7-0	3-3-0
Cleveland Browns	7	10	0	.412	4-4-0	3-6-0	4-8-0	3-3-0
AFC South	W	L	T	Pct	Home	Road	Conf	Div
y-Jacksonville Jaguars	9	8	0	.529	5-3-0	4-5-0	8-4-0	4-2-0
Tennessee Titans	7	10	0	.412	3-5-0	4-5-0	5-7-0	3-3-0
Indianapolis Colts	4	12	1	.265	2-6-0	2-6-1	4-7-1	1-4-1
Houston Texans	3	13	1	.206	0-7-1	3-6-0	3-8-1	3-2-1
AFC West	W	L	T	Pct	Home	Road	Conf	Div
y-Kansas City Chiefs	14	3	0	.824	7-1-0	7-2-0	9-3-0	6-0-0
x-Los Angeles Chargers	10	7	0	.588	5-3-0	5-4-0	7-5-0	2-4-0
Las Vegas Raiders	6	11	0	.353	4-4-0	2-7-0	5-7-0	3-3-0
Denver Broncos	5	12	0	.294	4-4-0	1-8-0	3-9-0	1-5-0

NFC East	W	L	T	Pct	Home	Road	Conf	Div
z-Philadelphia Eagles	14	3	0	.824	7-2-0	7-1-0	9-3-0	4-2-0
x-Dallas Cowboys	12	5	0	.706	8-1-0	4-4-0	8-4-0	4-2-0
x-New York Giants	9	7	1	.559	5-3-1	4-4-0	4-7-1	1-4-1
Washington Commanders	8	8	1	.500	4-5-0	4-3-1	5-6-1	2-3-1
NFC North	W	L	T	Pct	Home	Road	Conf	Div
y-Minnesota Vikings	13	4	0	.765	8-1-0	5-3-0	8-4-0	4-2-0
Detroit Lions	9	8	0	.529	5-4-0	4-4-0	7-5-0	5-1-0
Green Bay Packers	8	9	0	.471	5-4-0	3-5-0	6-6-0	3-3-0
Chicago Bears	3	14	0	.176	2-7-0	1-7-0	1-11-0	0-6-0
NFC South	W	L	T	Pct	Home	Road	Conf	Div
y-Tampa Bay Buccaneers	8	9	0	.471	5-4-0	3-5-0	8-4-0	4-2-0
Carolina Panthers	7	10	0	.412	5-4-0	2-6-0	6-6-0	4-2-0
New Orleans Saints	7	10	0	.412	4-5-0	3-5-0	5-7-0	2-4-0
Atlanta Falcons	7	10	0	.412	6-3-0	1-7-0	6-6-0	2-4-0
NFC West	W	L	T	Pct	Home	Road	Conf	Div
y-San Francisco 49ers	13	4	0	.765	8-1-0	5-3-0	10-2-0	6-0-0
x-Seattle Seahawks	9	8	0	.529	5-4-0	4-4-0	6-6-0	4-2-0
Los Angeles Rams	5	12	0	.294	4-5-0	1-7-0	3-9-0	1-5-0
Arizona Cardinals	4	13	0	.235	1-8-0	3-5-0	3-9-0	1-5-0

x - Clinched Playoffs; y - Clinched Division; z - Clinched Home Field

TITANS OFFENSIVE AND DEFENSIVE RANKINGS BY THE WEEK AND BY THE SEASON

2022 Season Week	Opp.	NFL OFFENSE			AFC OFFENSE		
		Tot	Rush	Pass	Tot	Rush	Pass
1	NYG	14	18	9	7	7	7
2	at Buf	27	24T	25	14	11	14
3	LV	25	20	23	14	9	13
4	at Ind	29	20	26	15	9	15
5	at Was	30	20	29	16	9	16
6	Bye	31	21	28	16	10	16
7	Ind	31	20	29	16	9	16
8	at Hou	32	9	31	16	4	16
9	at KC	32	8	31	16	4	16
10	Den	32	9	31	16	4	16
11	at GB	29	16	21	15	5	16
12	Cin	29	12	29	15	5	16
13	at Phi	29t	15	30	15	6	16
14	Jax	29	16	29	15	6	16
15	at LAC	29	15	29	15	6	16
16	Hou	30	12	30	15	5	16
17	Dal	30	15	30	15	5	16
18	at Jax	30	13	30	15	4	16

2022 Season Week	Opp.	NFL DEFENSE			AFC DEFENSE		
		Tot	Rush	Pass	Tot	Rush	Pass
1	NYG	23	30	4	13	15	1
2	at Buf	25T	31	17T	13T	16	7T
3	LV	26	29	24	13	15	13
4	at Ind	26	19	28T	13	13	14
5	at Was	26	8	30T	13	6	14T
6	Bye	28	5T	32	14	4T	16
7	Ind	26	4	31	14	3	16
8	at Hou	14	2	24	6	1	11
9	at KC	21	2	30	11	1	15
10	Den	23	2	31	12	1	16
11	at GB	18	1	30	8	1	15
12	Cin	21	3	30	11	2	15
13	at Phi	22	3	31	11	2	16
14	Jax	24T	3	31	13T	2	16
15	at LAC	25	2	32	14	1	16
16	Hou	23	2	31	13	1	16
17	Dal	25	2	32	14	1	16
18	at Jax	23	1	32	13	1	16

Final regular season offensive rankings:

Titans in 2022	30	13	30	15	4	16
Titans in 2021	17	5	24	9	4	13
Titans in 2020	2T	2	23	2T	2	10
Titans in 2019	12	3	21	5	2	9
Titans in 2018	25	7	29	11	3	14
Titans in 2017	23	15	23	9	8	11
Titans in 2016	11	3	25	5	2	11
Titans in 2015	30	25	25T	16	10	14
Titans in 2014	29	26	22	14	14	11
Titans in 2013	22	14	21	11	7	11
Titans in 2012	26	21	22	12	10	11
Titans in 2011	17	31	12	8	16	5
Titans in 2010	27	17	25	15	10	13
Titans in 2009	12	2	23	6	2	10
Titans in 2008	21	7	27	10	3	12
Titans in 2007	21	5	27	10	3	14
Titans in 2006	27	5	30	12	3	15
Titans in 2005	17	23	9	10	12	5
Titans in 2004	11	14	10	6	10	5
Titans in 2003	8	26	5	4	14	3
Titans in 2002	17	11	20	9	7	11
Titans in 2001	8	12	8T	5	8	4
Titans in 2000	14	7	16	8	6	8
Titans in 1999	13	13	13T	6	9	5T

Final regular season defensive rankings:

Titans in 2022	23	1	32	13	1	16
Titans in 2021	12	2	25	5	2	12
Titans in 2020	28	19	29	14	9	16
Titans in 2019	21	12	24	11	7	13
Titans in 2018	8	18	6	5	8	4
Titans in 2017	13	4	25	5	1	12
Titans in 2016	20	2	30	11	1	16
Titans in 2015	12	18	7	8	12	3
Titans in 2014	27	31	15	16	15	9
Titans in 2013	14	20	11	8	8	6
Titans in 2012	27	24	26	15	11	14
Titans in 2011	18T	24	14	11	11	10
Titans in 2010	26	20	29	13	10	14
Titans in 2009	28	11T	31	14	5T	16
Titans in 2008	7	6	9	3	3	4
Titans in 2007	5	5	10	4	3	9
Titans in 2006	32	30	27	16	15	15
Titans in 2005	19	22	17	10	11	7
Titans in 2004	27	18	26	13	11	12
Titans in 2003	12	1	30	9	1	15
Titans in 2002	10	2	25	5	2	13
Titans in 2001	25	5	31	15	3	16
Titans in 2000	1	3	1	1	2	1
Titans in 1999	17	10	25	12	6	15

GAME PREVIEW

TEAM NOTES

PLAYER NOTES

MEDIA

STATISTICS

ROSTERS

TENNESSEE TITANS OFFENSIVE AND DEFENSIVE STATS, 1999-2022 (REGULAR SEASON)

OFFENSE	1999-2022 TITANS - OFFENSE																							
	2022	2021	2020	2019	2018	2017	2016	2015	2014	2013	2012	2011	2010	2009	2008	2007	2006	2005	2004	2003	2002	2001	2000	1999
GAMES (Won-Lost)	7-10	12-5	11-5	9-7	9-7	9-7	3-13	2-14	7-9	6-10	9-7	6-10	8-8	13-3	10-6	8-8	4-12	5-11	12-4	11-5	7-9	13-3	13-3	
FIRST DOWNS	277	362	381	317	289	290	322	298	258	311	260	281	252	288	268	306	261	279	308	310	312	288	299	294
Rushing	104	134	142	104	106	97	115	66	75	103	70	71	73	115	108	118	105	72	85	84	112	87	107	109
Passing	153	194	203	177	156	157	175	195	159	172	166	185	155	154	143	171	133	191	200	211	182	179	167	167
Penalty	20	34	36	36	27	36	32	37	24	36	24	25	24	19	17	17	23	16	23	15	18	22	25	18
YDS GAINED (tot)	5,045	5,822	6,343	5,805	4,998	5,024	5,728	4,988	4,859	5,390	5,010	5,361	4,834	5,623	5,018	4,987	4,810	5,122	5,487	5,501	5,272	5,352	5,350	5,296
Avg per Game	296.8	342.5	396.4	362.8	312.4	314.0	358.0	311.8	303.7	336.9	313.1	335.1	302.1	351.4	313.6	311.7	300.6	320.1	342.9	343.8	329.5	334.5	334.4	331.0
RUSHING (net)	2,131	2,404	2,690	2,223	2,023	1,833	2,187	1,485	1,447	1,894	1,687	1,438	1,727	2,592	2,199	2,109	2,214	1,525	1,871	1,623	1,952	1,794	2,085	1,811
Avg per Game	125.4	141.4	168.1	138.9	126.4	114.6	136.7	92.8	90.4	118.4	105.4	89.9	107.9	162.0	137.4	131.8	138.4	95.3	116.9	101.4	122.0	112.1	130.3	113.2
Rushes	487	551	521	445	454	443	476	371	356	462	378	376	406	499	508	543	469	397	420	486	511	468	546	459
Yards per Rush	4.4	4.4	5.2	5.0	4.5	4.1	4.6	4.0	4.1	4.1	4.5	3.8	4.3	5.2	4.3	3.9	4.7	3.8	4.5	3.3	3.8	3.8	3.8	3.9
PASSING (net)	2,914	3,418	3,653	3,582	2,975	3,191	3,541	3,503	3,412	3,496	3,323	3,923	3,107	3,031	2,819	2,878	2,596	3,597	3,616	3,878	3,320	3,558	3,265	3,485
Avg per Game	171.4	201.1	228.3	223.9	185.9	199.4	221.3	218.9	213.3	218.5	207.7	245.2	194.2	189.4	176.2	179.9	162.3	224.8	226.0	242.4	207.5	222.4	204.1	217.8
Passes Att.	456	535	485	448	437	496	504	551	513	533	540	584	474	476	453	464	447	594	589	502	500	515	462	527
Completed	285	359	316	297	293	306	307	342	299	328	318	353	273	271	265	288	226	358	356	315	306	307	286	304
Pct Completed	62.5	67.1	65.2	66.3	67.0	61.7	60.9	62.1	58.3	61.5	58.9	60.4	57.6	56.9	58.5	62.1	50.6	60.3	60.4	62.7	61.2	59.6	61.9	57.7
Yards Gained	3,227	3,745	3,826	3,956	3,255	3,394	3,720	3,893	3,738	3,710	3,577	4,113	3,278	3,104	2,902	3,077	2,748	3,797	3,933	4,031	3,441	3,867	3,430	3,622
Sacked	49	47	25	56	47	35	28	54	50	37	39	24	27	15	12	30	29	31	44	25	21	43	28	25
Yards Lost	313	327	173	374	280	203	179	390	326	214	254	190	171	73	83	199	152	200	317	153	121	309	165	137
Had Intercepted	11	14	7	8	12	17	11	17	16	16	16	14	15	15	9	17	19	14	19	9	15	17	16	13
Yards Opp Ret	179	252	81	204	219	262	203	263	214	132	260	167	120	121	88	116	250	293	306	264	179	163	236	227
Opp TDs on Int	1	0	0	0	1	2	3	3	1	1	4	3	1	0	0	0	2	4	2	3	2	2	3	2
PUNTS	90	58	50	78	75	75	77	88	89	79	83	86	77	69	87	73	88	78	79	71	66	85	76	90
Avg Yards	53.1	44.3	45.1	47.1	46.4	49.7	44.2	47.4	46.3	42.9	46.4	43.6	42.9	43.4	42.8	41.9	42.7	43.2	42.9	43.9	41.3	42.0	40.8	42.5
PUNT RETURNS	36	30	23	22	27	36	30	38	30	31	31	47	27	33	34	42	37	45	40	37	28	36	53	40
Avg Return	8.4	9.8	9.0	7.7	8.8	8.5	7.9	8.1	6.9	7.7	15.3	10.4	12.2	6.7	9.7	8.7	12.6	9.3	4.3	11.6	7.8	7.8	12.7	9.0
Returned for TD	0	0	0	0	0	0	0	0	0	0	3	1	1	0	0	0	3	1	0	1	0	0	1	0
KICKOFF RETURNS	37	40	38	30	23	28	33	33	48	44	63	32	64	69	52	52	79	70	79	68	50	71	47	56
Avg Return	21.4	19.5	20.2	21.3	32.0	22.1	19.1	20.6	23.4	24.9	23.6	26.0	24.3	20.5	25.4	21.1	23.2	24.2	19.7	19.1	19.6	19.9	26.1	18.6
Returned for TD	0	0	1	0	1	0	0	0	0	0	1	1	1	0	0	0	0	0	0	0	0	1	0	0
PENALTIES	111	103	86	99	82	85	110	93	111	101	106	104	128	98	108	101	94	125	110	110	112	119	107	114
Yards Penalized	956	973	783	932	727	785	1,012	779	961	900	847	960	1,040	821	855	773	803	1,002	923	887	891	1,025	870	1,069
FUMBLES BY	23	25	15	21	18	10	17	25	23	27	21	17	22	27	18	32	29	27	33	24	20	18	24	17
Fumbles Lost	12	11	5	9	6	8	7	16	10	9	12	8	14	16	8	17	7	12	12	12	10	11	14	9
Opp Fumbles	19	21	21	16	14	23	12	16	7	24	15	20	25	20	28	26	19	20	22	21	22	21	39	39
Opp Fum Lost	6	6	8	9	6	9	6	8	4	12	5	12	8	7	11	12	11	11	12	13	11	11	13	24
POSS. TIME (avg)	29:16	32:40	28:28	28:31	29:28	29:51	30:32	29:25	27:31	30:00	27:18	27:52	25:54	28:27	29:09	31:38	27:17	31:13	31:40	32:52	32:47	31:29	33:48	31:30
TOUCHDOWNS	34	49	62	54	34	33	46	37	28	41	36	34	40	39	41	28	36	33	41	48	42	39	38	46
Rushing	16	23	26	21	15	18	16	10	6	16	10	8	13	19	24	17	15	8	12	11	16	12	14	19
Passing	16	22	33	29	16	14	29	25	20	22	17	22	24	16	13	9	13	20	27	30	22	23	18	23
Returns	2	4	3	4	3	1	1	2	2	3	9	4	3	4	4	2	8	5	2	7	4	4	6	4
EXTRA-PT KICKS	32/33	43/47	51/53	50/52	28/31	31/33	39/41	29/31	27/27	41/41	35/35	34/34	38/38	37/37	40/40	28/28	32/32	30/32	39/39	43/44	36/36	34/35	37/38	43/43
2-PT CONVERSIONS	1/1	2/2	4/7	1/2	0/1	0/0	0/5	3/5	0/1	0/0	1/1	0/0	1/2	1/2	1/1	0/0	3/3	0/1	1/2	3/4	2/6	3/4	0/0	1/3
FIELD GOALS/FGA	20/24	26/32	20/28	8/18	26/30	35/42	22/24	14/16	19/22	25/29	25/31	29/32	24/26	27/32	29/33	35/39	22/28	23/29	19/27	32/37	25/31	20/28	27/33	21/25
POINTS SCORED	298	419	491	402	310	334	381	299	254	362	330	325	356	354	375	301	324	299	344	435	367	336	346	392
TURNOVER DIFF.	-3	-3	+11	+6	-1	-4	0	-14	-10	0	-4	+1	-4	-4	+14	0	+2	-6	-1	+13	+4	-4	0	+19

DEFENSE	1999-2022 TITANS - DEFENSE																							
	2022	2021	2020	2019	2018	2017	2016	2015	2014	2013	2012	2011	2010	2009	2008	2007	2006	2005	2004	2003	2002	2001	2000	1999
POINTS ALLOWED	359	354	439	331	303	356	378	423	438	381	471	317	339	402	234	297	400	421	439	324	324	388	191	324
OPP FIRST DOWNS	339	331	391	335	298	323	324	317	357	329	358	324	356	323	276	268	329	294	318	275	297	300	215	300
Rushing	93	90	113	95	98	68	70	101	119	108	122	111	107	89	81	80	121	89	99	79	75	79	62	81
Passing	215	204	247	213	182	231	227	192	211	191	210	187	214	210	166	165	181	180	189	167	197	192	134	193
Penalty	31	37	31	27	18	24	27	24	27	30	26	26	35	24	29	23	27	25	30	29	25	29	19	26
OPP YARDS GAINED	5,978	5,607	6,372	5,752	5,334	5,248	5,720	5,475	5,968	5,407	5,999	5,682	5,883	5,850	4,698	4,665	5,915	5,110	5,724	4,901	4,964	5,515	3,814	5,245
Avg per Game	351.6	329.8	398.3	359.5	333.4	328.0	357.5	342.2	373.0	337.9	374.9	355.1	367.7	365.6	293.6	291.6	369.7	319.4	357.8	306.3	310.3	344.7	238.4	327.8
OPP RUSHING (net)	1,307	1,438	1,933	1,672	1,863	1,420	1,413	1,797	2,195	1,795	2,035	2,053	1,851	1,711	1,502	1,478	2,313	1,894	1,917	1,295	1,424	1,431	1,390	1,550
Avg per Game	76.9																							

2022 TENNESSEE TITANS REGULAR SEASON STATISTICS

Won 7, Lost 10

Date	W-L	Score	OT	Opponent	Attendance
09/11	L	20-21		N.Y. Giants	67,805
09/19	L	7-41		at Buffalo	70,683
09/25	W	24-22		Las Vegas	68,649
10/02	W	24-17		at Indianapolis	65,781
10/09	W	21-17		at Washington	51,836
10/23	W	19-10		Indianapolis	69,459
10/30	W	17-10		at Houston	68,467
11/06	L	17-20	OT	at Kansas City	73,475
11/13	W	17-10		Denver	69,240
11/17	W	27-17		at Green Bay	77,506
11/27	L	16-20		Cincinnati	69,441
12/04	L	10-35		at Philadelphia	69,879
12/11	L	22-36		Jacksonville	68,409
12/18	L	14-17		at L.A. Chargers	70,240
12/24	L	14-19		Houston	66,634
12/29	L	13-27		Dallas	69,292
01/07	L	16-20		at Jacksonville	70,050

Statistic	Tenn.	Opp.
Total First Downs	277	339
Rushing	104	93
Passing	153	215
Penalty	20	31
3rd Down: Made/Att	80/219	77/225
3rd Down Pct.	36.5	34.2
4th Down: Made/Att	9/17	19/26
4th Down Pct.	52.9	73.1
Possession Avg.	29:16	30:44
Total Net Yards	5045	5978
Avg. Per Game	296.8	351.6
Total Plays	992	1100
Avg. Per Play	5.1	5.4
Net Yards Rushing	2131	1307
Avg. Per Game	125.4	76.9
Total Rushes	487	390
Net Yards Passing	2914	4671
Avg. Per Game	171.4	274.8
Sacked/Yards Lost	49/313	39/264
Gross Yards	3227	4935
Att./Completions	456/285	671/439
Completion Pct.	62.5	65.4
Had Intercepted	11	14
Punts/Average	90/53.1	84/45.1
Net Punting Avg.	90/44.0	84/40.5
Penalties/Yards	111/956	115/836
Fumbles/Ball Lost	23/12	19/6
Touchdowns	34	41
Rushing	16	9
Passing	16	29
Returns	2	3

Score By Periods	Q1	Q2	Q3	Q4	OT	PTS
Team	83	121	57	37	0	298
Opponents	57	103	105	91	3	359

Scoring	TD	Rush	Rec	Ret	K-PAT	FG	S	PTS
Bullock	0	0	0	0	28/28	17/20	0	79
Henry	13	13	0	0			0	78
Hilliard	4	0	4	0			0	24
Okonkwo	3	0	3	0			0	20
Westbrook-Ikhine	3	0	3	0			0	18
Burks	2	0	1	1b			0	12
Hooper	2	0	2	0			0	12
Tannehill	2	2	0	0			0	12
Woods	2	0	2	0			0	12
Shudak	0	0	0	0	1/1	3/4	0	10
Adams	1	0	0	1a			0	6
Swaim	1	0	1	0			0	6
Willis	1	1	0	0			0	6
Lambo	0	0	0	0	3/4	0/0	0	3
Team	34	16	16	2	32/33	20/24	0	298
Opponents	41	9	29	3	32/34	25/27	0	359

a - 76-yd interception return vs. Ind (10/23); b - fumble recovery in end zone vs. Cin (11/27)

2-Pt Conv: Okonkwo, TM 1-1, OPP 3-7

Sacks: Autry 8, Simmons 7.5, Walker 7, Weaver 5.5, Dupree 4, Edwards 3, Tart 1.5, Cole 1, N. Jones 1, Okuyayinonu 0.5, **TM 39, OPP 49**

FUM/Lost: Henry 6/3, Dobbs 4/2, Tannehill 3/2, Willis 3/2, Philips 2/2, Board 1/0, Hooker 1/0, Kinsey 1/0, Thompson 1/0, Woods 1/1

Passing	Att	Cmp	Yds	Cmp%	Yds/Att	TD
Tannehill	325	212	2536	65.2	7.80	13
Dobbs	68	40	411	58.8	6.04	2
Willis	61	31	276	50.8	4.52	0
Henry	2	2	4	100.0	2.00	1
Team	456	285	3227	62.5	7.08	16
Opponents	671	439	4935	65.4	7.35	29

Rushing	No.	Yds	Avg	Long	TD
Henry	349	1538	4.4	56	13
Hilliard	22	145	6.6	30	0
Willis	27	123	4.6	17	1
Tannehill	34	98	2.9	17	2
Haskins	25	93	3.7	12	0
Burks	4	47	11.8	20	0
Dobbs	8	44	5.5	11	0
Ward	5	25	5.0	12	0
Chestnut	9	12	1.3	5	0
McMath	1	4	4.0	4	0
Okonkwo	3	2	0.7	6	0
Team	487	2131	4.4	56	16
Opponents	390	1307	3.4	68	9

Receiving	No.	Yds	Avg	Long	TD
Woods	53	527	9.9	41	2
Hooper	41	444	10.8	24	2
Burks	33	444	13.5	51	1
Henry	33	398	12.1	69	0
Okonkwo	32	450	14.1	48	3
Westbrook-Ikhine	25	397	15.9	63t	3
Hilliard	21	177	8.4	31	4
Swaim	12	58	4.8	13	1
Haskins	11	57	5.2	10	0
Philips	8	78	9.8	21	0
Conley	4	46	11.5	27	0
Hollister	3	54	18.0	27	0
Chestnut	3	41	13.7	33	0
McMath	2	40	20.0	39	0
Ward	2	7	3.5	4	0
Board	1	6	6.0	6	0
Kinsey	1	3	3.0	3	0
Team	285	3227	11.3	69	16
Opponents	439	4935	11.2	75t	29

Interceptions	No.	Yds	Avg	Long	TD
Byard	4	57	14.3	28	0
Long	2	4	2.0	4	0
Adams	1	76	76.0	76t	1
Gibbens	1	7	7.0	7	0
McCreary	1	4	4.0	4	0
Mitchell	1	1	1.0	1	0
Fulton	1	0	0.0	0	0
Hooker	1	0	0.0	0	0
Kalu	1	0	0.0	0	0
Tart	1	0	0.0	0	0
Team	14	149	10.6	76t	1
Opponents	11	179	16.3	43t	1

Punting	No.	Yds	Avg	Net	TB	In	Lg	B
Stonehouse	90	4779	53.1	44.0	9	30	74	0
Team	90	4779	53.1	44.0	9	30	74	0
Opponents	84	3789	45.1	40.5	4	32	69	0

Punt Returns	Ret	FC	Yds	Avg	Long	TD
Board	14	5	147	10.5	19	0
Woods	11	14	90	8.2	21	0
Philips	5	2	62	12.4	46	0
Hilliard	2	0	4	2.0	4	0
Kinsey	2	3	0	0.0	0	0
Hooker	1	0	0	0.0	0	0
Thompson	1	0	0	0.0	0	0
Team	36	24	303	8.4	46	0
Opponents	59	11	636	10.8	27	0

Kickoff Returns	No.	Yds	Avg	Long	TD
Haskins	19	414	21.8	37	0
Chestnut	10	215	21.5	33	0
Board	4	82	20.5	22	0
Cannon	2	33	16.5	19	0
Hilliard	1	23	23.0	23	0
Ward	1	25	25.0	25	0
Team	37	792	21.4	37	0
Opponents	32	648	20.3	54	0

Field Goals	1-19	20-29	30-39	40-49	50+
Bullock	0/0	5/5	5/5	6/8	1/2
Shudak	0/0	1/1	2/3	0/0	0/0
Team	0/0	6/6	7/8	6/8	1/2
Opponents	0/0	7/7	10/10	6/7	2/3

Bullock: (46G,23G,47N) () (48G) (44G) () (27G,28G,38G,48G) (48N,29G) (44G) (35G) () (36G) () (51N) () (37G,29G) (51G,39G,41G)
 Shudak: () () () () () () () (33G,35N,24G,38G) () () () () ()
 OPP: () (49G,37G) (21G,32G,35G) (27G,51N) (50G) (50G) (43G) (23G,47N,28G) (39G) (39G) (47G,38G) () (37G,43G,33G) (43G) (25G,22G) (36G,45G) (26G,36G)

TD%	Int	Int%	Long	Sack/Lost	Rating
4.0	6	1.8	69	33/238	94.6
2.9	2	2.9	39	6/26	73.8
0.0	3	4.9	48	10/49	42.8
50.0	0	0.0	3t	0/0	118.8
3.5	11	2.4	69	49/313	85.3
4.3	14	2.1	75t	39/264	93.0

2022 TENNESSEE TITANS REGULAR SEASON DEFENSIVE STATISTICS

PLAYER	TACKLES			SACKS		QBP	TFL	No	INTERCEPTIONS			PD	FUMBLES		
	Tot	Solo	Asst	Sk	Yds				Yds	Lg	TD		FF	FR	Yds
Byard, Kevin	106	69	37	0.0	0.0	2	0	4	57	28	0	6	0	0	0
Long Jr., David	86	52	34	0.0	0.0	5	7	2	4	4	0	5	0	0	0
McCreary, Roger	85	70	15	0.0	0.0	1	2	1	4	4	0	8	0	0	0
Rice, Monty	63	36	27	0.0	0.0	3	4	0	0	0	0	1	0	0	0
Adams, Andrew	60	42	18	0.0	0.0	4	0	1	76	76t	1	3	0	0	0
Simmons, Jeffery	53	25	28	7.5	65.0	43	9	0	0	0	0	7	1	0	0
Cole, Dylan	51	34	17	1.0	9.0	3	4	0	0	0	0	1	0	0	0
Fulton, Kristian	48	35	13	0.0	0.0	0	3	1	0	0	0	5	1	1	0
Hooker, Amani	46	39	7	0.0	0.0	4	1	1	0	0	0	3	1	1	0
Mitchell, Terrance	39	31	8	0.0	0.0	0	1	1	1	1	0	4	1	0	0
Kalu, Joshua	38	20	18	0.0	0.0	1	1	1	0	0	0	5	1	0	0
Tart, Teair	34	20	14	1.5	13.0	22	5	1	0	0	0	6	0	1	0
Walker, DeMarcus	32	23	9	7.0	47.0	29	10	0	0	0	0	0	0	0	0
Weaver, Rashad	27	18	9	5.5	27.0	39	7	0	0	0	0	6	2	1	0
Autry, Denico	27	17	10	8.0	56.0	45	8	0	0	0	0	4	2	0	0
Gibbens, Jack	27	16	11	0.0	0.0	0	0	1	7	7	0	1	0	0	0
Avery, Tre	23	20	3	0.0	0.0	0	1	0	0	0	0	9	0	0	0
Cunningham, Zach	23	14	9	0.0	0.0	1	0	0	0	0	0	1	0	0	0
Strong, Kevin	23	14	9	0.0	0.0	12	0	0	0	0	0	2	0	0	0
Dupree, Bud	18	14	4	4.0	24.0	33	6	0	0	0	0	1	1	2	0
Edwards Jr., Mario	17	11	6	3.0	18.0	23	4	0	0	0	0	1	0	0	0
Schobert, Joe	16	12	4	0.0	0.0	0	0	0	0	0	0	0	1	0	0
Jones, Naquan	16	6	10	1.0	1.0	3	2	0	0	0	0	0	0	0	0
Mabin, Greg	13	10	3	0.0	0.0	0	0	0	0	0	0	0	0	0	0
Okuyinonu, Sam	11	3	8	0.5	4.0	2	0	0	0	0	0	0	0	0	0
Farley, Caleb	10	9	1	0.0	0.0	0	0	0	0	0	0	0	0	0	0
Johnson Jr., Lonnie	9	7	2	0.0	0.0	0	0	0	0	0	0	0	0	0	0
Reid, John	5	5	0	0.0	0.0	0	0	0	0	0	0	0	0	0	0
Amadi, Ugo	5	4	1	0.0	0.0	0	0	0	0	0	0	0	0	0	0
Molden, Elijah	5	4	1	0.0	0.0	1	1	0	0	0	0	0	0	0	0
Basham, Tarell	5	1	4	0.0	0.0	4	1	0	0	0	0	0	0	0	0
Adeniyi, Ola	3	2	1	0.0	0.0	3	0	0	0	0	0	0	0	0	0
Jones, Joe	2	2	0	0.0	0.0	0	0	0	0	0	0	0	0	0	0
Murchison, Larrell	2	1	1	0.0	0.0	1	0	0	0	0	0	0	0	0	0
Tuszka, Derrek	2	1	1	0.0	0.0	0	0	0	0	0	0	0	0	0	0
Jackson, Chris	1	1	0	0.0	0.0	0	0	0	0	0	0	0	0	0	0
Ray, Wyatt	1	1	0	0.0	0.0	1	0	0	0	0	0	0	0	0	0
Hand, Da'Shawn	0	0	0	0.0	0.0	1	0	0	0	0	0	0	0	0	0
Total	1,032	689	343	39.0	264.0	286	77	14	149	76t	1	79	11	6	0

TITANS SPECIAL TEAMS STATISTICS

PLAYER	TACKLES			FUMBLES		BLOCKS		
	Tot	Solo	Asst	FF	FR	PAT	FG	PUNT
Jones, Joe	16	11	5	0	0	0	0	0
Cole, Dylan	14	8	6	0	0	0	0	0
Haskins, Hassan	13	9	4	0	0	0	0	0
Rader, Kevin	9	7	2	0	0	0	0	0
Okonkwo, Chig	7	5	2	0	0	0	0	0
Hilliard, Dontrell	7	4	3	0	0	0	0	0
Smith, Andre	6	4	2	0	0	0	0	0
Avery, Tre	6	3	3	0	1	0	0	0
Kalu, Joshua	4	4	0	0	0	0	0	0
Thompson, Josh	4	2	2	0	0	0	0	0
Hollister, Cody	4	1	3	0	0	0	0	0
Harris, Davontae	3	3	0	0	0	0	0	0
Rice, Monty	3	3	0	0	0	0	0	0
Adams, Andrew	2	2	0	0	0	0	0	0
Stonehouse, Ryan	2	2	0	0	0	0	0	0
Ward, Jonathan	2	2	0	0	0	0	0	0
Byard, Kevin	2	1	1	0	0	0	0	0
Johnson Jr., Lonnie	2	1	1	0	0	0	0	0
Cannon, Trenton	2	0	2	0	0	0	0	0
Cox, Morgan	1	1	0	0	0	0	0	0
Cunningham, Zach	1	1	0	0	0	0	0	0
Lambo, Josh	1	1	0	0	0	0	0	0
Gibbens, Jack	1	0	1	0	0	0	0	0
McMath, Racey	1	0	1	0	0	0	0	0
Autry, Denico	0	0	0	0	0	1	0	0
Board, C.J.	0	0	0	0	1	0	0	0
Kinsey, Mason	0	0	0	0	1	0	0	0
TEAM TOTALS:	113	75	38	0	3	1	0	0

MISCELLANEOUS STATISTICS

PLAYER	TACKLES			FUMBLES	
	Tot	Solo	Asst	FF	FR
Tannehill, Ryan	2	2	0	0	0
Brewer, Aaron	1	1	0	0	0
Daley, Dennis	1	1	0	0	0
Hooper, Austin	1	1	0	0	0
Levin, Corey	1	1	0	0	0
McMath, Racey	1	1	0	0	0
Petit-Frere, Nicholas	1	1	0	0	0
Westbrook-Ikhine, Nick	1	1	0	0	1
Willis, Malik	1	1	0	0	1
Burks, Treyton	0	0	0	0	1
Dobbs, Joshua	0	0	0	0	2
Henry, Derrick	0	0	0	0	1
Jones, Ben	0	0	0	0	1
TEAM TOTALS:	10	10	0	0	7

Legend:

- Tot** Total Tackles
- Solo** Unassisted Tackles
- Asst** Assisted Tackles
- Sk** Quarterback Sacks
- Yds** Yards Lost on Sack
- QBP** Quarterback Pressure
- TFL** Tackle for Loss
- Int** Interceptions
- Yds** Interception Return Yards
- TD** Interceptions Return Touchdowns
- PD** Passes Defensed
- FF** Forced Fumble
- FR** Fumble Recoveries
- Yds** Yards on Fumble Returns

2023 TENNESSEE TITANS PRESEASON STATISTICS

Won 0, Lost 1

Date	W-L	Score	OT	Opponent	Attendance
08/12	L	10-23		at Chicago	59,829
08/19				at Minnesota	
08/25				New England	

Statistic	Tenn.	Opp.
Total First Downs	20	13
Rushing	7	3
Passing	12	8
Penalty	1	2
3rd Down: Made/Att	5/15	4/12
3rd Down Pct.	33.3	33.3
4th Down: Made/Att	1/2	1/1
4th Down Pct.	50.0	100.0
Possession Avg.	32:52	27:08
Total Net Yards	372	337
Avg. Per Game	372.0	337.0
Total Plays	72	53
Avg. Per Play	5.2	6.4
Net Yards Rushing	126	100
Avg. Per Game	126.0	100.0
Total Rushes	25	29
Net Yards Passing	246	237
Avg. Per Game	246.0	237.0
Sacked/Yards Lost	8/28	2/6
Gross Yards	274	243
Att./Completions	39/25	22/15
Completion Pct.	64.1	68.2
Had Intercepted	2	1
Punts/Average	4/51.5	4/50.0
Net Punting Avg.	4/43.8	4/39.3
Penalties/Yards	7/44	7/55
Fumbles/Ball Lost	3/2	2/2
Touchdowns	2	2
Rushing	2	0
Passing	0	2
Returns	0	0

Score By Periods	Q1	Q2	Q3	Q4	OT	PTS
Team	7	10	0	0	0	17
Opponents	14	0	6	3	0	23

Scoring	TD	Rush	Rec	Ret	K-PAT	FG	S	PTS
Haskins	1	1	0	0			0	6
Willis	1	1	0	0			0	6
Shudak	0	0	0	0	1/1	1/1	0	4
Wolff	0	0	0	0	1/1	0/1	0	1
Team	2	2	0	0	2/2	1/2	0	17
Opponents	2	0	2	0	2/2	3/3	0	23

2-Pt Conv: TM 0-0, OPP 0-0

Sacks: Murphy 1, Okuayinonu 1, **TM 2, OPP 8**
FUM/Lost: Willis 2/1, Whyte 1/1

Rushing	No.	Yds	Avg	Long	TD
Chestnut	7	46	6.6	26	0
Spears	6	32	5.3	14	0
Willis	3	22	7.3	13	1
Haskins	6	12	2.0	5	1
Ward	2	8	4.0	5	0
Levis	1	6	6.0	6	0
Team	25	126	5.0	26	2
Opponents	29	100	3.4	24	0

Receiving	No.	Yds	Avg	Long	TD
Kinsey	4	40	10.0	21	0
McMath	3	53	17.7	21	0
Harrison	2	34	17.0	23	0
K. Jackson	2	34	17.0	25	0
Roberson	2	20	10.0	13	0
Chestnut	2	15	7.5	8	0
Whyte	2	9	4.5	6	0
C. Moore	1	30	30.0	30	0
Holmes	1	14	14.0	14	0
Westbrook-Ikhine	1	8	8.0	8	0
Dowell	1	6	6.0	6	0
Philips	1	5	5.0	5	0
Rigg	1	5	5.0	5	0
Spears	1	4	4.0	4	0
Ward	1	-3	-3.0	-3	0
Team	25	274	11.0	30	0
Opponents	15	243	16.2	62t	2

Interceptions	No.	Yds	Avg	Long	TD
Avery	1	29	29.0	29	0
Team	1	29	29.0	29	0
Opponents	2	27	13.5	17	0

Punting	No.	Yds	Avg	Net	TB	In	Lg	B
Stonehouse	4	206	51.5	43.8	0	0	60	0
Team	4	206	51.5	43.8	0	0	60	0
Opponents	4	200	50.0	39.3	0	1	60	0

Punt Returns	Ret	FC	Yds	Avg	Long	TD
Garror	2	0	26	13.0	17	0
Philips	1	0	17	17.0	17	0
Team	3	0	43	14.3	17	0
Opponents	4	0	31	7.8	15	0

Kickoff Returns	No.	Yds	Avg	Long	TD
Haskins	2	40	20.0	21	0
K. Jackson	1	29	29.0	29	0
Roberson	1	28	28.0	28	0
Spears	1	22	22.0	22	0
Team	5	119	23.8	29	0
Opponents	1	13	13.0	13	0

Field Goals	1-19	20-29	30-39	40-49	50+
Shudak	0/0	0/0	0/0	1/1	0/0
Wolff	0/0	0/0	0/0	0/1	0/0
Team	0/0	0/0	0/0	1/2	0/0
Opponents	0/0	2/2	0/0	1/1	0/0

Shudak: (41G)
 Wolff: (48N)
 TM: (41G,48N)
 OPP: (28G,29G,49G)

Passing	Att	Cmp	Yds	Cmp%	Yds/Att	TD	TD%	Int	Int%	Long	Sack/Lost	Rating
Willis	25	16	189	64.0	7.56	0	0.0	1	4.0	30	4/13	70.3
Levis	14	9	85	64.3	6.07	0	0.0	1	7.1	21	4/15	51.2
Team	39	25	274	64.1	7.03	0	0.0	2	5.1	30	8/28	63.4
Opponents	22	15	243	68.2	11.05	2	9.1	1	4.5	62t	2/6	116.3

2023 TENNESSEE TITANS PRESEASON DEFENSIVE STATISTICS

PLAYER	TACKLES			SACKS		TFL	INTERCEPTIONS				FUMBLES			
	Tot	Solo	Asst	Sk	Yds		No	Yds	Lg	TD	PD	FF	FR	Yds
Carter, Shyheim	5	3	2	0	0	0	0	0	0	0	0	1	0	0
Garror, Eric	4	4	0	0	0	2	0	0	0	0	0	0	0	0
Niemann, Ben	4	3	1	0	0	0	0	0	0	0	0	0	1	0
Jones, Tyreque	4	3	1	0	0	0	0	0	0	0	0	0	0	0
Johnson, Jaleel	4	2	2	0	0	0	0	0	0	0	0	0	0	0
Murphy, Caleb	3	3	0	1	5	1	0	0	0	0	0	0	0	0
Campbell, Chance	3	1	2	0	0	0	0	0	0	0	1	0	0	0
Molden, Elijah	3	1	2	0	0	0	0	0	0	0	0	0	0	0
Okuayinonu, Sam	2	2	0	1	1	1	0	0	0	0	0	0	0	0
Gifford, Luke	2	2	0	0	0	0	0	0	0	0	0	0	0	0
Rush, Thomas	2	2	0	0	0	1	0	0	0	0	0	0	0	0
Kendall, Anthony	2	2	0	0	0	0	0	0	0	0	0	0	0	0
Weaver, Rashad	2	1	1	0	0	1	0	0	0	0	0	0	0	0
Brown, Mike	2	1	1	0	0	0	0	0	0	0	0	0	0	0
Shelvin, Tyler	2	0	2	0	0	0	0	0	0	0	0	0	0	0
Marsh, Armani	2	0	2	0	0	0	0	0	0	0	0	0	0	0
Avery, Tre	1	1	0	0	0	0	1	29	29	0	1	0	0	0
McLendon, TK	1	1	0	0	0	1	0	0	0	0	1	0	0	0
Davis, Alonzo	1	1	0	0	0	0	0	0	0	0	1	0	0	0
Gibbens, Jack	1	1	0	0	0	0	0	0	0	0	0	0	0	0
Peevy, Jayden	1	1	0	0	0	0	0	0	0	0	0	0	0	0
Jackson, Matthew	1	1	0	0	0	0	0	0	0	0	0	0	0	0
McCloud, Zach	1	0	1	0	0	0	0	0	0	0	0	0	0	0
McCloud, Zach	1	0	1	0	0	0	0	0	0	0	0	0	0	0
Total	53	36	17	2	6	7	1	29	29	0	4	1	1	0

TITANS SPECIAL TEAMS STATISTICS

PLAYER	TACKLES			FUMBLES		BLOCKS		
	Tot	Solo	Asst	FF	FR	PAT	FG	PUNT
Gibbens, Jack	1	1	0	0	0	0	0	0
Rader, Kevin	1	1	0	0	0	0	0	0
Reese, Otis IV	1	1	0	0	0	0	0	0
Odukoya, Thomas	1	1	0	0	0	0	0	0
Gifford, Luke	0	0	0	0	1	0	0	0
TEAM TOTALS:	4	4	0	0	1	0	0	0

MISCELLANEOUS STATISTICS

PLAYER	TACKLES			FUMBLES	
	Tot	Solo	Asst	FF	FR
Rader, Kevin	1	1	0	0	0
Westbrook-Ikhine, Nick	1	1	0	0	0
Willis, Malik	0	0	0	0	1
TEAM TOTALS:	2	2	0	0	1

Legend:	
Tot	Total Tackles
Solo	Unassisted Tackles
Asst	Assisted Tackles
Sk	Quarterback Sacks
Yds	Yards Lost on Sack
QBP	Quarterback Pressure
TFL	Tackle for Loss
Int	Interceptions
Yds	Interception Return Yards
TD	Interceptions Return Touchdowns
PD	Passes Defensed
FF	Forced Fumble
FR	Fumble Recoveries
Yds	Yards on Fumble Returns

2023 MINNESOTA VIKINGS PRESEASON STATISTICS

WON 0, LOST 1			* RUSHING		No.	Yds	Avg	Long	TD			
08/10 L 13-24	at Seattle	68,179	Chandler		11	41	3.7	9	0			
08/19	Tennessee		A. Smith		7	18	2.6	7	0			
08/26	Arizona		McBride		6	15	2.5	6	0			
	Minn.	Opp.	Mullens		2	9	4.5	8	0			
TOTAL FIRST DOWNS	16	15	TEAM		26	83	3.2	9	0			
Rushing	2	7	OPPONENTS		26	106	4.1	22	0			
Passing	11	8	* RECEIVING		No.	Yds	Avg	Long	TD			
Penalty	3	0	Reagor		4	55	13.8	25	0			
3rd Down: Made/Att	4/14	4/11	Chandler		4	29	7.3	13	0			
3rd Down Pct.	28.6	36.4	Muse		3	10	3.3	4t	1			
4th Down: Made/Att	1/3	0/0	Harry		2	24	12.0	19	0			
4th Down Pct.	33.3	0.0	Powell		2	22	11.0	13	0			
POSSESSION AVG.	29:23	30:37	Thomas		2	9	4.5	6	0			
TOTAL NET YARDS	248	332	Addison		1	22	22.0	22	0			
Avg. Per Game	248.0	332.0	Mundt		1	3	3.0	3	0			
Total Plays	62	55	Proehl		1	2	2.0	2	0			
Avg. Per Play	4.0	6.0	TEAM		20	176	8.8	25	1			
NET YARDS RUSHING	83	106	OPPONENTS		21	234	11.1	32	3			
Avg. Per Game	83.0	106.0	* INTERCEPTIONS		No.	Yds	Avg	Long	TD			
Total Rushes	26	26	Jay. Williams		1	13	13.0	13	0			
NET YARDS PASSING	165	226	TEAM		1	13	13.0	13	0			
Avg. Per Game	165.0	226.0	OPPONENTS		0	0	---	---	0			
Sacked/Yards Lost	2/11	1/8	* PUNTING		No.	Yds	Avg	Net	TB	In	Lg	B
Gross Yards	176	234	Wright		5	225	45.0	43.2	0	1	54	0
Att./Completions	34/20	28/21	TEAM		5	225	45.0	43.2	0	1	54	0
Completion Pct.	58.8	75.0	OPPONENTS		5	194	38.8	30.8	2	1	47	0
Had Intercepted	0	1	* PUNT RETURNS		Ret	FC	Yds	Avg	Long	TD		
PUNTS/AVERAGE	5/45.0	5/38.8	Thomas		1	0	0	0.0	0	0		
NET PUNTING AVG.	5/43.2	5/30.8	TEAM		1	0	0	0.0	0	0		
PENALTIES/YARDS	5/34	9/65	OPPONENTS		2	0	9	4.5	9	0		
FUMBLES/BALL LOST	1/1	2/0	* KICKOFF RETURNS		No.	Yds	Avg	Long	TD			
TOUCHDOWNS	1	3	McBride		3	50	16.7	20	0			
Rushing	0	0	Copeland		1	17	17.0	17	0			
Passing	1	3	TEAM		4	67	16.8	20	0			
Returns	0	0	OPPONENTS		2	45	22.5	28	0			
* SCORE BY PERIODS	Q1	Q2	Q3	Q4	OT	PTS	* FIELD GOALS					
TEAM	3	7	3	0	0	13	1-19	20-29	30-39	40-49	50+	
OPPONENTS	0	7	10	7	0	24	0/0	1/1	0/0	0/0	1/1	
* SCORING	TD	Ru	Pa	Rt	K	PAT	FG	S	PTS	OPPONENTS		
Joseph	0	0	0	0	1/1	2/2	0	7	7	Joseph: (26G,54G)		
Muse	1	0	1	0			0	6	6	TM: (26G,54G)		
TEAM	1	0	1	0	1/1	2/2	0	13	13	OPP: (35G)		
OPPONENTS	3	0	3	0	3/3	1/1	0	24	24			
2-Pt Conv: TM 0-0, OPP 0-0												
SACKS: Vilain 1, TM 1, OPP 2												
FUM/LOST: Thomas 1/1												
* PASSING	Att	Cmp	Yds	Cmp%	Yds/Att	TD	TD%	Int	Int%	Long	Sack/Lost	Rating
Mullens	20	14	139	70.0	6.95	1	5.0	0	0.0	25	0/0	106.0
Hall	14	6	37	42.9	2.64	0	0.0	0	0.0	19	2/11	50.3
TEAM	34	20	176	58.8	5.18	1	2.9	0	0.0	25	2/11	82.5
OPPONENTS	28	21	234	75.0	8.36	3	10.7	1	3.6	32	1/8	120.2



2022 MINNESOTA VIKINGS REGULAR SEASON STATISTICS



<p>WON 13, LOST 4</p> <p>09/11 W 23- 7 Green Bay</p> <p>09/19 L 7-24 at Philadelphia</p> <p>09/25 W 28-24 Detroit</p> <p>10/02 W 28-25 at New Orleans</p> <p>10/09 W 29-22 Chicago</p> <p>10/16 W 24-16 at Miami</p> <p>10/30 W 34-26 Arizona</p> <p>11/06 W 20-17 at Washington</p> <p>11/13 W 33-30 OT at Buffalo</p> <p>11/20 L 3-40 Dallas</p> <p>11/24 W 33-26 New England</p> <p>12/04 W 27-22 N.Y. Jets</p> <p>12/11 L 23-34 at Detroit</p> <p>12/17 W 39-36 OT Indianapolis</p> <p>12/24 W 27-24 N.Y. Giants</p> <p>01/01 L 17-41 at Green Bay</p> <p>01/08 W 29-13 at Chicago</p>	<p>* RUSHING</p> <table border="0" style="width: 100%;"> <tr><td>66,959 Cook</td><td>No. Yds</td><td>Avg Long</td><td>TD</td></tr> <tr><td>69,879 Mattison</td><td>264 1173</td><td>4.4 81t</td><td>5</td></tr> <tr><td>66,638 Cousins</td><td>74 283</td><td>3.8 15</td><td>5</td></tr> <tr><td>60,639 Reagor</td><td>31 97</td><td>3.1 19</td><td>2</td></tr> <tr><td>66,929 Jefferson</td><td>4 24</td><td>6.0 10</td><td>1</td></tr> <tr><td>66,100 Chandler</td><td>6 20</td><td>3.3 10</td><td>0</td></tr> <tr><td>66,742 Nwangwu</td><td>9 14</td><td>1.6 8</td><td>0</td></tr> <tr><td>58,651 Mullens</td><td>4 8</td><td>2.0 4</td><td>0</td></tr> <tr><td>70,844 Ham</td><td>4 7</td><td>1.8 3t</td><td>2</td></tr> <tr><td>66,992 Osborn</td><td>3 6</td><td>2.0 5</td><td>0</td></tr> <tr><td>66,918 Thielen</td><td>1 4</td><td>4.0 4</td><td>0</td></tr> <tr><td>66,973 TEAM</td><td>404 1661</td><td>4.1 81t</td><td>18</td></tr> </table> <p>* RECEIVING</p> <table border="0" style="width: 100%;"> <tr><td>66,374 OPPONENTS</td><td>No. Yds</td><td>Avg Long</td><td>TD</td></tr> <tr><td>66,801 * RECEIVING</td><td>128 1809</td><td>14.1 64</td><td>8</td></tr> <tr><td>66,919 Jefferson</td><td>86 914</td><td>10.6 81</td><td>6</td></tr> <tr><td>78,190 Hockenson LG</td><td>60 519</td><td>8.7 21</td><td>3</td></tr> <tr><td>60,007 Hockenson TM</td><td>70 716</td><td>10.2 36</td><td>6</td></tr> <tr><td>Thielen</td><td>60 650</td><td>10.8 66</td><td>5</td></tr> <tr><td>Osborn</td><td>39 295</td><td>7.6 64t</td><td>2</td></tr> <tr><td>Cook</td><td>25 182</td><td>7.3 17</td><td>2</td></tr> <tr><td>I. Smith</td><td>19 140</td><td>7.4 17</td><td>1</td></tr> <tr><td>Mundt</td><td>15 91</td><td>6.1 16</td><td>1</td></tr> <tr><td>Mattison</td><td>10 86</td><td>8.6 17</td><td>0</td></tr> <tr><td>Ham</td><td>9 179</td><td>19.9 47t</td><td>1</td></tr> <tr><td>Nailor</td><td>8 104</td><td>13.0 38</td><td>1</td></tr> <tr><td>Reagor</td><td>3 26</td><td>8.7 12</td><td>0</td></tr> <tr><td>Ellefson</td><td>2 21</td><td>10.5 16</td><td>0</td></tr> <tr><td>Nwangwu</td><td>448 4818</td><td>10.8 66</td><td>30</td></tr> </table> <p>* INTERCEPTIONS</p> <table border="0" style="width: 100%;"> <tr><td>5 92 18.4 39 0</td><td>No. Yds</td><td>Avg Long</td><td>TD</td></tr> <tr><td>5 58 11.6 35 0</td><td>H. Smith</td><td></td><td></td></tr> <tr><td>2 17 8.5 12 0</td><td>Bynum</td><td></td><td></td></tr> <tr><td>1 19 19.0 19 0</td><td>Hicks</td><td></td><td></td></tr> <tr><td>1 0 0.0 0 0</td><td>Metellus</td><td></td><td></td></tr> <tr><td>1 0 0.0 0 0</td><td>Shelley</td><td></td><td></td></tr> <tr><td>15 186 12.4 39 0</td><td>TEAM</td><td></td><td></td></tr> <tr><td>15 290 19.3 75t 2</td><td>OPPONENTS</td><td></td><td></td></tr> </table> <p>* PUNTING</p> <table border="0" style="width: 100%;"> <tr><td>73 3457 47.4 42.5 1 32 73 1</td><td>No. Yds</td><td>Avg</td><td>Net</td><td>TB</td><td>In</td><td>Lg</td><td>B</td></tr> <tr><td>74 3457 46.7 42.5 1 32 73 1</td><td>TEAM</td><td></td><td></td><td></td><td></td><td></td><td></td></tr> <tr><td>60 2663 44.4 40.6 3 27 66 2</td><td>OPPONENTS</td><td></td><td></td><td></td><td></td><td></td><td></td></tr> </table> <p>* PUNT RETURNS</p> <table border="0" style="width: 100%;"> <tr><td>26 14 167 6.4 25 0</td><td>Ret</td><td>FC</td><td>Yds</td><td>Avg</td><td>Long</td><td>TD</td></tr> <tr><td>26 14 167 6.4 25 0</td><td>Reagor</td><td></td><td></td><td></td><td></td><td></td></tr> <tr><td>26 14 167 6.4 25 0</td><td>TEAM</td><td></td><td></td><td></td><td></td><td></td></tr> <tr><td>38 22 293 7.7 35 0</td><td>OPPONENTS</td><td></td><td></td><td></td><td></td><td></td></tr> </table> <p>* KICKOFF RETURNS</p> <table border="0" style="width: 100%;"> <tr><td>35 920 26.3 97t 1</td><td>No. Yds</td><td>Avg</td><td>Long</td><td>TD</td></tr> <tr><td>1 0 0.0 0 0</td><td>Nwangwu</td><td></td><td></td><td></td></tr> <tr><td>1 0 0.0 0 0</td><td>Mundt</td><td></td><td></td><td></td></tr> <tr><td>36 920 25.6 97t 1</td><td>TEAM</td><td></td><td></td><td></td></tr> <tr><td>34 890 26.2 105t 1</td><td>OPPONENTS</td><td></td><td></td><td></td></tr> </table> <p>* SCORE BY PERIODS</p> <table border="0" style="width: 100%;"> <tr><td>Q1</td><td>Q2</td><td>Q3</td><td>Q4</td><td>OT</td><td>PTS</td><td>Mundt</td><td>TEAM</td></tr> <tr><td>78</td><td>110</td><td>61</td><td>169</td><td>6</td><td>424</td><td>TEAM</td><td>36 920 25.6 97t 1</td></tr> <tr><td>95</td><td>132</td><td>109</td><td>91</td><td>0</td><td>427</td><td>OPPONENTS</td><td>34 890 26.2 105t 1</td></tr> </table> <p>* SCORING</p> <table border="0" style="width: 100%;"> <tr><td>TD-Ru-Pa-Rt</td><td>K-PAT</td><td>FG</td><td>S</td><td>PTS</td><td>* FIELD GOALS</td><td>1-19</td><td>20-29</td><td>30-39</td><td>40-49</td><td>50+</td></tr> <tr><td>0 0 0 0</td><td>40/46</td><td>26/33</td><td>0</td><td>118</td><td>Joseph</td><td>0/ 0</td><td>10/10</td><td>5/ 5</td><td>7/ 8</td><td>4/10</td></tr> <tr><td>10 8 2 0</td><td>0</td><td>0</td><td>60</td><td>TEAM</td><td>Joseph</td><td>0/ 0</td><td>10/10</td><td>5/ 5</td><td>7/ 8</td><td>4/10</td></tr> <tr><td>9 1 8 0</td><td>0</td><td>0</td><td>56</td><td>OPPONENTS</td><td>Joseph</td><td>0/ 0</td><td>9/ 9</td><td>6/ 6</td><td>13/16</td><td>10/13</td></tr> <tr><td>6 0 6 0</td><td>0</td><td>0</td><td>40</td><td>Joseph: (28G,56G,29G)()</td><td>Joseph</td><td>(28G,56G)</td><td>(28G,36G,24G,</td><td></td><td></td><td></td></tr> <tr><td>3 0 3 0</td><td>0</td><td>0</td><td>20</td><td>46G,47G)(53N,51B)(34G)(56B)(25G,28G)(27G,33G)</td><td>Joseph</td><td>(28G,56G)</td><td>(28G,36G,24G,</td><td></td><td></td><td></td></tr> <tr><td>6 0 6 0</td><td>0</td><td>0</td><td>38</td><td>(25G)(30G,36G)(51G,41G)(41G)(40G)(40G,61G)(21G,</td><td>Joseph</td><td>(28G,56G)</td><td>(28G,36G,24G,</td><td></td><td></td><td></td></tr> <tr><td>6 5 1 0</td><td>0</td><td>0</td><td>36</td><td>46N,50N)(28G,50G,41G)</td><td>Joseph</td><td>(28G,56G)</td><td>(28G,36G,24G,</td><td></td><td></td><td></td></tr> <tr><td>5 0 5 0</td><td>0</td><td>0</td><td>30</td><td>OPP: ()(38G,41B)(48N,40G,54N)(60G,61N)(50G,43G,</td><td>Joseph</td><td>(28G,56G)</td><td>(28G,36G,24G,</td><td></td><td></td><td></td></tr> <tr><td>2 2 0 0</td><td>0</td><td>0</td><td>12</td><td>51G)(44G,52N)(44G,34G)(44G)(34G,45G,29G)(27G,</td><td>Joseph</td><td>(28G,56G)</td><td>(28G,36G,24G,</td><td></td><td></td><td></td></tr> <tr><td>2 2 0 0</td><td>0</td><td>0</td><td>12</td><td>53G,60G,50G)(34G,46G,23G,25G)(48G,60G,36G,30G,</td><td>Joseph</td><td>(28G,56G)</td><td>(28G,36G,24G,</td><td></td><td></td><td></td></tr> <tr><td>2 0 2 0</td><td>0</td><td>0</td><td>12</td><td>26G)(47N,41G,49G)(26G,28G,49G,27G,52G)(44G,44G,</td><td>Joseph</td><td>(28G,56G)</td><td>(28G,36G,24G,</td><td></td><td></td><td></td></tr> <tr><td>1 0 0 1</td><td>0</td><td>0</td><td>6</td><td>55G)(26G,56G)()</td><td>Joseph</td><td>(28G,56G)</td><td>(28G,36G,24G,</td><td></td><td></td><td></td></tr> <tr><td>1 0 1 0</td><td>0</td><td>0</td><td>6</td><td>SACKS: Hunter 10.5, Z. Smith 10, Jones II 4,</td><td>Joseph</td><td>(28G,56G)</td><td>(28G,36G,24G,</td><td></td><td></td><td></td></tr> <tr><td>1 0 1 0</td><td>0</td><td>0</td><td>6</td><td>Wonnun 4, Hicks 3, Tomlinson 2.5, Phillips 1.5,</td><td>Joseph</td><td>(28G,56G)</td><td>(28G,36G,24G,</td><td></td><td></td><td></td></tr> <tr><td>1 0 0 1</td><td>0</td><td>0</td><td>6</td><td>Blacklock 1, Kendricks 1, Tonga LG 0.5,</td><td>Joseph</td><td>(28G,56G)</td><td>(28G,36G,24G,</td><td></td><td></td><td></td></tr> <tr><td>1 0 1 0</td><td>0</td><td>0</td><td>6</td><td>Tonga TM 0.5, TM 38, OPP 47</td><td>Joseph</td><td>(28G,56G)</td><td>(28G,36G,24G,</td><td></td><td></td><td></td></tr> <tr><td>50 18 30</td><td>2 40/46</td><td>26/33</td><td>0 424</td><td>FUM/LOST: Cousins 7/3, Cook 4/4, Reagor 4/0,</td><td>Joseph</td><td>(28G,56G)</td><td>(28G,36G,24G,</td><td></td><td></td><td></td></tr> <tr><td>45 18 23</td><td>4 39/39</td><td>38/44</td><td>0 427</td><td>Hockenson(LG) 1/1, Hockenson(TM) 1/1,</td><td>Joseph</td><td>(28G,56G)</td><td>(28G,36G,24G,</td><td></td><td></td><td></td></tr> <tr><td></td><td>2-Pt Conv: Hockenson(LG) 2, Hockenson(TM),</td><td></td><td></td><td>Osborn 1/0, I. Smith 1/0</td><td>Joseph</td><td>(28G,56G)</td><td>(28G,36G,24G,</td><td></td><td></td><td></td></tr> <tr><td></td><td>Jefferson, Thielen, TM 3-4, OPP 2-6</td><td></td><td></td><td></td><td>Joseph</td><td>(28G,56G)</td><td>(28G,36G,24G,</td><td></td><td></td><td></td></tr> </table> <p>* PASSING</p> <table border="0" style="width: 100%;"> <tr><td>Att</td><td>Cmp</td><td>Yds</td><td>Cmp%</td><td>Yds/Att</td><td>TD</td><td>TD%</td><td>Int</td><td>Int%</td><td>Long</td><td>Sack/Lost</td><td>Rating</td></tr> <tr><td>643</td><td>424</td><td>4547</td><td>65.9</td><td>7.07</td><td>29</td><td>4.5</td><td>14</td><td>2.2</td><td>66</td><td>46/ 329</td><td>92.5</td></tr> <tr><td>25</td><td>21</td><td>224</td><td>84.0</td><td>8.96</td><td>1</td><td>4.0</td><td>1</td><td>4.0</td><td>37</td><td>0/ 0</td><td>100.7</td></tr> <tr><td>2</td><td>2</td><td>34</td><td>100.0</td><td>17.00</td><td>0</td><td>0.0</td><td>0</td><td>0.0</td><td>23</td><td>0/ 0</td><td>118.8</td></tr> <tr><td>2</td><td>1</td><td>13</td><td>50.0</td><td>6.50</td><td>0</td><td>0.0</td><td>0</td><td>0.0</td><td>13</td><td>0/ 0</td><td>70.8</td></tr> <tr><td>0</td><td>0</td><td>0</td><td>---</td><td>---</td><td>0</td><td>---</td><td>0</td><td>---</td><td>---</td><td>1/ 5</td><td>---</td></tr> <tr><td>672</td><td>448</td><td>4818</td><td>66.7</td><td>7.17</td><td>30</td><td>4.5</td><td>15</td><td>2.2</td><td>66</td><td>47/ 334</td><td>93.1</td></tr> <tr><td>617</td><td>408</td><td>4756</td><td>66.1</td><td>7.71</td><td>23</td><td>3.7</td><td>15</td><td>2.4</td><td>68t</td><td>38/ 241</td><td>91.6</td></tr> </table>	66,959 Cook	No. Yds	Avg Long	TD	69,879 Mattison	264 1173	4.4 81t	5	66,638 Cousins	74 283	3.8 15	5	60,639 Reagor	31 97	3.1 19	2	66,929 Jefferson	4 24	6.0 10	1	66,100 Chandler	6 20	3.3 10	0	66,742 Nwangwu	9 14	1.6 8	0	58,651 Mullens	4 8	2.0 4	0	70,844 Ham	4 7	1.8 3t	2	66,992 Osborn	3 6	2.0 5	0	66,918 Thielen	1 4	4.0 4	0	66,973 TEAM	404 1661	4.1 81t	18	66,374 OPPONENTS	No. Yds	Avg Long	TD	66,801 * RECEIVING	128 1809	14.1 64	8	66,919 Jefferson	86 914	10.6 81	6	78,190 Hockenson LG	60 519	8.7 21	3	60,007 Hockenson TM	70 716	10.2 36	6	Thielen	60 650	10.8 66	5	Osborn	39 295	7.6 64t	2	Cook	25 182	7.3 17	2	I. Smith	19 140	7.4 17	1	Mundt	15 91	6.1 16	1	Mattison	10 86	8.6 17	0	Ham	9 179	19.9 47t	1	Nailor	8 104	13.0 38	1	Reagor	3 26	8.7 12	0	Ellefson	2 21	10.5 16	0	Nwangwu	448 4818	10.8 66	30	5 92 18.4 39 0	No. Yds	Avg Long	TD	5 58 11.6 35 0	H. Smith			2 17 8.5 12 0	Bynum			1 19 19.0 19 0	Hicks			1 0 0.0 0 0	Metellus			1 0 0.0 0 0	Shelley			15 186 12.4 39 0	TEAM			15 290 19.3 75t 2	OPPONENTS			73 3457 47.4 42.5 1 32 73 1	No. Yds	Avg	Net	TB	In	Lg	B	74 3457 46.7 42.5 1 32 73 1	TEAM							60 2663 44.4 40.6 3 27 66 2	OPPONENTS							26 14 167 6.4 25 0	Ret	FC	Yds	Avg	Long	TD	26 14 167 6.4 25 0	Reagor						26 14 167 6.4 25 0	TEAM						38 22 293 7.7 35 0	OPPONENTS						35 920 26.3 97t 1	No. Yds	Avg	Long	TD	1 0 0.0 0 0	Nwangwu				1 0 0.0 0 0	Mundt				36 920 25.6 97t 1	TEAM				34 890 26.2 105t 1	OPPONENTS				Q1	Q2	Q3	Q4	OT	PTS	Mundt	TEAM	78	110	61	169	6	424	TEAM	36 920 25.6 97t 1	95	132	109	91	0	427	OPPONENTS	34 890 26.2 105t 1	TD-Ru-Pa-Rt	K-PAT	FG	S	PTS	* FIELD GOALS	1-19	20-29	30-39	40-49	50+	0 0 0 0	40/46	26/33	0	118	Joseph	0/ 0	10/10	5/ 5	7/ 8	4/10	10 8 2 0	0	0	60	TEAM	Joseph	0/ 0	10/10	5/ 5	7/ 8	4/10	9 1 8 0	0	0	56	OPPONENTS	Joseph	0/ 0	9/ 9	6/ 6	13/16	10/13	6 0 6 0	0	0	40	Joseph: (28G,56G,29G)()	Joseph	(28G,56G)	(28G,36G,24G,				3 0 3 0	0	0	20	46G,47G)(53N,51B)(34G)(56B)(25G,28G)(27G,33G)	Joseph	(28G,56G)	(28G,36G,24G,				6 0 6 0	0	0	38	(25G)(30G,36G)(51G,41G)(41G)(40G)(40G,61G)(21G,	Joseph	(28G,56G)	(28G,36G,24G,				6 5 1 0	0	0	36	46N,50N)(28G,50G,41G)	Joseph	(28G,56G)	(28G,36G,24G,				5 0 5 0	0	0	30	OPP: ()(38G,41B)(48N,40G,54N)(60G,61N)(50G,43G,	Joseph	(28G,56G)	(28G,36G,24G,				2 2 0 0	0	0	12	51G)(44G,52N)(44G,34G)(44G)(34G,45G,29G)(27G,	Joseph	(28G,56G)	(28G,36G,24G,				2 2 0 0	0	0	12	53G,60G,50G)(34G,46G,23G,25G)(48G,60G,36G,30G,	Joseph	(28G,56G)	(28G,36G,24G,				2 0 2 0	0	0	12	26G)(47N,41G,49G)(26G,28G,49G,27G,52G)(44G,44G,	Joseph	(28G,56G)	(28G,36G,24G,				1 0 0 1	0	0	6	55G)(26G,56G)()	Joseph	(28G,56G)	(28G,36G,24G,				1 0 1 0	0	0	6	SACKS: Hunter 10.5, Z. Smith 10, Jones II 4,	Joseph	(28G,56G)	(28G,36G,24G,				1 0 1 0	0	0	6	Wonnun 4, Hicks 3, Tomlinson 2.5, Phillips 1.5,	Joseph	(28G,56G)	(28G,36G,24G,				1 0 0 1	0	0	6	Blacklock 1, Kendricks 1, Tonga LG 0.5,	Joseph	(28G,56G)	(28G,36G,24G,				1 0 1 0	0	0	6	Tonga TM 0.5, TM 38, OPP 47	Joseph	(28G,56G)	(28G,36G,24G,				50 18 30	2 40/46	26/33	0 424	FUM/LOST: Cousins 7/3, Cook 4/4, Reagor 4/0,	Joseph	(28G,56G)	(28G,36G,24G,				45 18 23	4 39/39	38/44	0 427	Hockenson(LG) 1/1, Hockenson(TM) 1/1,	Joseph	(28G,56G)	(28G,36G,24G,					2-Pt Conv: Hockenson(LG) 2, Hockenson(TM),			Osborn 1/0, I. Smith 1/0	Joseph	(28G,56G)	(28G,36G,24G,					Jefferson, Thielen, TM 3-4, OPP 2-6				Joseph	(28G,56G)	(28G,36G,24G,				Att	Cmp	Yds	Cmp%	Yds/Att	TD	TD%	Int	Int%	Long	Sack/Lost	Rating	643	424	4547	65.9	7.07	29	4.5	14	2.2	66	46/ 329	92.5	25	21	224	84.0	8.96	1	4.0	1	4.0	37	0/ 0	100.7	2	2	34	100.0	17.00	0	0.0	0	0.0	23	0/ 0	118.8	2	1	13	50.0	6.50	0	0.0	0	0.0	13	0/ 0	70.8	0	0	0	---	---	0	---	0	---	---	1/ 5	---	672	448	4818	66.7	7.17	30	4.5	15	2.2	66	47/ 334	93.1	617	408	4756	66.1	7.71	23	3.7	15	2.4	68t	38/ 241	91.6
66,959 Cook	No. Yds	Avg Long	TD																																																																																																																																																																																																																																																																																																																																																																																																																																																																																																																																																																																										
69,879 Mattison	264 1173	4.4 81t	5																																																																																																																																																																																																																																																																																																																																																																																																																																																																																																																																																																																										
66,638 Cousins	74 283	3.8 15	5																																																																																																																																																																																																																																																																																																																																																																																																																																																																																																																																																																																										
60,639 Reagor	31 97	3.1 19	2																																																																																																																																																																																																																																																																																																																																																																																																																																																																																																																																																																																										
66,929 Jefferson	4 24	6.0 10	1																																																																																																																																																																																																																																																																																																																																																																																																																																																																																																																																																																																										
66,100 Chandler	6 20	3.3 10	0																																																																																																																																																																																																																																																																																																																																																																																																																																																																																																																																																																																										
66,742 Nwangwu	9 14	1.6 8	0																																																																																																																																																																																																																																																																																																																																																																																																																																																																																																																																																																																										
58,651 Mullens	4 8	2.0 4	0																																																																																																																																																																																																																																																																																																																																																																																																																																																																																																																																																																																										
70,844 Ham	4 7	1.8 3t	2																																																																																																																																																																																																																																																																																																																																																																																																																																																																																																																																																																																										
66,992 Osborn	3 6	2.0 5	0																																																																																																																																																																																																																																																																																																																																																																																																																																																																																																																																																																																										
66,918 Thielen	1 4	4.0 4	0																																																																																																																																																																																																																																																																																																																																																																																																																																																																																																																																																																																										
66,973 TEAM	404 1661	4.1 81t	18																																																																																																																																																																																																																																																																																																																																																																																																																																																																																																																																																																																										
66,374 OPPONENTS	No. Yds	Avg Long	TD																																																																																																																																																																																																																																																																																																																																																																																																																																																																																																																																																																																										
66,801 * RECEIVING	128 1809	14.1 64	8																																																																																																																																																																																																																																																																																																																																																																																																																																																																																																																																																																																										
66,919 Jefferson	86 914	10.6 81	6																																																																																																																																																																																																																																																																																																																																																																																																																																																																																																																																																																																										
78,190 Hockenson LG	60 519	8.7 21	3																																																																																																																																																																																																																																																																																																																																																																																																																																																																																																																																																																																										
60,007 Hockenson TM	70 716	10.2 36	6																																																																																																																																																																																																																																																																																																																																																																																																																																																																																																																																																																																										
Thielen	60 650	10.8 66	5																																																																																																																																																																																																																																																																																																																																																																																																																																																																																																																																																																																										
Osborn	39 295	7.6 64t	2																																																																																																																																																																																																																																																																																																																																																																																																																																																																																																																																																																																										
Cook	25 182	7.3 17	2																																																																																																																																																																																																																																																																																																																																																																																																																																																																																																																																																																																										
I. Smith	19 140	7.4 17	1																																																																																																																																																																																																																																																																																																																																																																																																																																																																																																																																																																																										
Mundt	15 91	6.1 16	1																																																																																																																																																																																																																																																																																																																																																																																																																																																																																																																																																																																										
Mattison	10 86	8.6 17	0																																																																																																																																																																																																																																																																																																																																																																																																																																																																																																																																																																																										
Ham	9 179	19.9 47t	1																																																																																																																																																																																																																																																																																																																																																																																																																																																																																																																																																																																										
Nailor	8 104	13.0 38	1																																																																																																																																																																																																																																																																																																																																																																																																																																																																																																																																																																																										
Reagor	3 26	8.7 12	0																																																																																																																																																																																																																																																																																																																																																																																																																																																																																																																																																																																										
Ellefson	2 21	10.5 16	0																																																																																																																																																																																																																																																																																																																																																																																																																																																																																																																																																																																										
Nwangwu	448 4818	10.8 66	30																																																																																																																																																																																																																																																																																																																																																																																																																																																																																																																																																																																										
5 92 18.4 39 0	No. Yds	Avg Long	TD																																																																																																																																																																																																																																																																																																																																																																																																																																																																																																																																																																																										
5 58 11.6 35 0	H. Smith																																																																																																																																																																																																																																																																																																																																																																																																																																																																																																																																																																																												
2 17 8.5 12 0	Bynum																																																																																																																																																																																																																																																																																																																																																																																																																																																																																																																																																																																												
1 19 19.0 19 0	Hicks																																																																																																																																																																																																																																																																																																																																																																																																																																																																																																																																																																																												
1 0 0.0 0 0	Metellus																																																																																																																																																																																																																																																																																																																																																																																																																																																																																																																																																																																												
1 0 0.0 0 0	Shelley																																																																																																																																																																																																																																																																																																																																																																																																																																																																																																																																																																																												
15 186 12.4 39 0	TEAM																																																																																																																																																																																																																																																																																																																																																																																																																																																																																																																																																																																												
15 290 19.3 75t 2	OPPONENTS																																																																																																																																																																																																																																																																																																																																																																																																																																																																																																																																																																																												
73 3457 47.4 42.5 1 32 73 1	No. Yds	Avg	Net	TB	In	Lg	B																																																																																																																																																																																																																																																																																																																																																																																																																																																																																																																																																																																						
74 3457 46.7 42.5 1 32 73 1	TEAM																																																																																																																																																																																																																																																																																																																																																																																																																																																																																																																																																																																												
60 2663 44.4 40.6 3 27 66 2	OPPONENTS																																																																																																																																																																																																																																																																																																																																																																																																																																																																																																																																																																																												
26 14 167 6.4 25 0	Ret	FC	Yds	Avg	Long	TD																																																																																																																																																																																																																																																																																																																																																																																																																																																																																																																																																																																							
26 14 167 6.4 25 0	Reagor																																																																																																																																																																																																																																																																																																																																																																																																																																																																																																																																																																																												
26 14 167 6.4 25 0	TEAM																																																																																																																																																																																																																																																																																																																																																																																																																																																																																																																																																																																												
38 22 293 7.7 35 0	OPPONENTS																																																																																																																																																																																																																																																																																																																																																																																																																																																																																																																																																																																												
35 920 26.3 97t 1	No. Yds	Avg	Long	TD																																																																																																																																																																																																																																																																																																																																																																																																																																																																																																																																																																																									
1 0 0.0 0 0	Nwangwu																																																																																																																																																																																																																																																																																																																																																																																																																																																																																																																																																																																												
1 0 0.0 0 0	Mundt																																																																																																																																																																																																																																																																																																																																																																																																																																																																																																																																																																																												
36 920 25.6 97t 1	TEAM																																																																																																																																																																																																																																																																																																																																																																																																																																																																																																																																																																																												
34 890 26.2 105t 1	OPPONENTS																																																																																																																																																																																																																																																																																																																																																																																																																																																																																																																																																																																												
Q1	Q2	Q3	Q4	OT	PTS	Mundt	TEAM																																																																																																																																																																																																																																																																																																																																																																																																																																																																																																																																																																																						
78	110	61	169	6	424	TEAM	36 920 25.6 97t 1																																																																																																																																																																																																																																																																																																																																																																																																																																																																																																																																																																																						
95	132	109	91	0	427	OPPONENTS	34 890 26.2 105t 1																																																																																																																																																																																																																																																																																																																																																																																																																																																																																																																																																																																						
TD-Ru-Pa-Rt	K-PAT	FG	S	PTS	* FIELD GOALS	1-19	20-29	30-39	40-49	50+																																																																																																																																																																																																																																																																																																																																																																																																																																																																																																																																																																																			
0 0 0 0	40/46	26/33	0	118	Joseph	0/ 0	10/10	5/ 5	7/ 8	4/10																																																																																																																																																																																																																																																																																																																																																																																																																																																																																																																																																																																			
10 8 2 0	0	0	60	TEAM	Joseph	0/ 0	10/10	5/ 5	7/ 8	4/10																																																																																																																																																																																																																																																																																																																																																																																																																																																																																																																																																																																			
9 1 8 0	0	0	56	OPPONENTS	Joseph	0/ 0	9/ 9	6/ 6	13/16	10/13																																																																																																																																																																																																																																																																																																																																																																																																																																																																																																																																																																																			
6 0 6 0	0	0	40	Joseph: (28G,56G,29G)()	Joseph	(28G,56G)	(28G,36G,24G,																																																																																																																																																																																																																																																																																																																																																																																																																																																																																																																																																																																						
3 0 3 0	0	0	20	46G,47G)(53N,51B)(34G)(56B)(25G,28G)(27G,33G)	Joseph	(28G,56G)	(28G,36G,24G,																																																																																																																																																																																																																																																																																																																																																																																																																																																																																																																																																																																						
6 0 6 0	0	0	38	(25G)(30G,36G)(51G,41G)(41G)(40G)(40G,61G)(21G,	Joseph	(28G,56G)	(28G,36G,24G,																																																																																																																																																																																																																																																																																																																																																																																																																																																																																																																																																																																						
6 5 1 0	0	0	36	46N,50N)(28G,50G,41G)	Joseph	(28G,56G)	(28G,36G,24G,																																																																																																																																																																																																																																																																																																																																																																																																																																																																																																																																																																																						
5 0 5 0	0	0	30	OPP: ()(38G,41B)(48N,40G,54N)(60G,61N)(50G,43G,	Joseph	(28G,56G)	(28G,36G,24G,																																																																																																																																																																																																																																																																																																																																																																																																																																																																																																																																																																																						
2 2 0 0	0	0	12	51G)(44G,52N)(44G,34G)(44G)(34G,45G,29G)(27G,	Joseph	(28G,56G)	(28G,36G,24G,																																																																																																																																																																																																																																																																																																																																																																																																																																																																																																																																																																																						
2 2 0 0	0	0	12	53G,60G,50G)(34G,46G,23G,25G)(48G,60G,36G,30G,	Joseph	(28G,56G)	(28G,36G,24G,																																																																																																																																																																																																																																																																																																																																																																																																																																																																																																																																																																																						
2 0 2 0	0	0	12	26G)(47N,41G,49G)(26G,28G,49G,27G,52G)(44G,44G,	Joseph	(28G,56G)	(28G,36G,24G,																																																																																																																																																																																																																																																																																																																																																																																																																																																																																																																																																																																						
1 0 0 1	0	0	6	55G)(26G,56G)()	Joseph	(28G,56G)	(28G,36G,24G,																																																																																																																																																																																																																																																																																																																																																																																																																																																																																																																																																																																						
1 0 1 0	0	0	6	SACKS: Hunter 10.5, Z. Smith 10, Jones II 4,	Joseph	(28G,56G)	(28G,36G,24G,																																																																																																																																																																																																																																																																																																																																																																																																																																																																																																																																																																																						
1 0 1 0	0	0	6	Wonnun 4, Hicks 3, Tomlinson 2.5, Phillips 1.5,	Joseph	(28G,56G)	(28G,36G,24G,																																																																																																																																																																																																																																																																																																																																																																																																																																																																																																																																																																																						
1 0 0 1	0	0	6	Blacklock 1, Kendricks 1, Tonga LG 0.5,	Joseph	(28G,56G)	(28G,36G,24G,																																																																																																																																																																																																																																																																																																																																																																																																																																																																																																																																																																																						
1 0 1 0	0	0	6	Tonga TM 0.5, TM 38, OPP 47	Joseph	(28G,56G)	(28G,36G,24G,																																																																																																																																																																																																																																																																																																																																																																																																																																																																																																																																																																																						
50 18 30	2 40/46	26/33	0 424	FUM/LOST: Cousins 7/3, Cook 4/4, Reagor 4/0,	Joseph	(28G,56G)	(28G,36G,24G,																																																																																																																																																																																																																																																																																																																																																																																																																																																																																																																																																																																						
45 18 23	4 39/39	38/44	0 427	Hockenson(LG) 1/1, Hockenson(TM) 1/1,	Joseph	(28G,56G)	(28G,36G,24G,																																																																																																																																																																																																																																																																																																																																																																																																																																																																																																																																																																																						
	2-Pt Conv: Hockenson(LG) 2, Hockenson(TM),			Osborn 1/0, I. Smith 1/0	Joseph	(28G,56G)	(28G,36G,24G,																																																																																																																																																																																																																																																																																																																																																																																																																																																																																																																																																																																						
	Jefferson, Thielen, TM 3-4, OPP 2-6				Joseph	(28G,56G)	(28G,36G,24G,																																																																																																																																																																																																																																																																																																																																																																																																																																																																																																																																																																																						
Att	Cmp	Yds	Cmp%	Yds/Att	TD	TD%	Int	Int%	Long	Sack/Lost	Rating																																																																																																																																																																																																																																																																																																																																																																																																																																																																																																																																																																																		
643	424	4547	65.9	7.07	29	4.5	14	2.2	66	46/ 329	92.5																																																																																																																																																																																																																																																																																																																																																																																																																																																																																																																																																																																		
25	21	224	84.0	8.96	1	4.0	1	4.0	37	0/ 0	100.7																																																																																																																																																																																																																																																																																																																																																																																																																																																																																																																																																																																		
2	2	34	100.0	17.00	0	0.0	0	0.0	23	0/ 0	118.8																																																																																																																																																																																																																																																																																																																																																																																																																																																																																																																																																																																		
2	1	13	50.0	6.50	0	0.0	0	0.0	13	0/ 0	70.8																																																																																																																																																																																																																																																																																																																																																																																																																																																																																																																																																																																		
0	0	0	---	---	0	---	0	---	---	1/ 5	---																																																																																																																																																																																																																																																																																																																																																																																																																																																																																																																																																																																		
672	448	4818	66.7	7.17	30	4.5	15	2.2	66	47/ 334	93.1																																																																																																																																																																																																																																																																																																																																																																																																																																																																																																																																																																																		
617	408	4756	66.1	7.71	23	3.7	15	2.4	68t	38/ 241	91.6																																																																																																																																																																																																																																																																																																																																																																																																																																																																																																																																																																																		

GAME PREVIEW

TEAM NOTES

PLAYER NOTES

MEDIA

STATISTICS

ROSTERS

REGULAR SEASON: THE LAST TIME THE TENNESSEE TITANS ...

GAMES WON

WON BY SCORING IN THE LAST TWO MINUTES OF REGULATION

By Titans—Randy Bullock 44-yard FG (0:04 remaining) vs. San Francisco, 12/23/21 (W)

By Opponents—Cameron Dicker 43-yard field goal (0:04 remaining), at Los Angeles Chargers, 12/18/22 (L)

WON OVERTIME GAME

By Titans—Tennessee 34, at Indianapolis 31, 10/31/21 (W)

By Opponents—at Kansas City 20, Tennessee 17, 11/6/22 (L)

WON BY 20 OR MORE POINTS

By Titans—at Tennessee 34, Miami 3, 1/2/22 (W)

By Opponents—Tennessee 10, at Philadelphia 35, 12/4/22 (L)

WON BY SHUTOUT

By Titans—at Tennessee 20, Jacksonville 0, 12/12/21 (W)

By Opponents—at Denver 16, Tennessee 0, 10/13/19 (L)

TEAM SCORING

SCORED 50 POINTS

By Titans—*Never in Titans era (since 1999)*

By Oilers—Houston 58, vs. Cleveland 14, 12/9/90 (W)

By Opponents—at Houston 57, Tennessee 14, 10/1/17 (L)

SCORED 40 POINTS

By Titans—at Houston 38, Tennessee 41, 1/3/21 (W)

By Opponents—Tennessee 7, at Buffalo 41, 9/19/22 (L)

SCORED 20 POINTS IN A QUARTER

By Titans—21 points in second quarter, at Houston, 1/9/22 (W)

By Opponents—24 points in third quarter, at Buffalo, 9/19/22 (L)

SCORED 30 POINTS IN A HALF

By Titans—35 points in first half, at Indianapolis, 11/29/20 (W)

By Opponents—38 points in first half, vs. Cleveland, 12/6/20 (L)

SCORED TOUCHDOWNS ON OFFENSE, DEFENSE AND SPECIAL TEAMS

By Titans—One rushing, two interception returns, two punt returns, vs. Jacksonville, 12/30/12 (W)

By Opponents—Four passing, one interception return, two punt returns, at Oakland, 9/29/02 (L)

SCORED A TOUCHDOWN ON FIRST OFFENSIVE POSSESSION

By Titans—Derrick Henry 3-yard run, vs. Jacksonville, 12/11/22 (L)

By Opponents—Joshua Kelley 1-yard run, at Los Angeles Chargers, 12/18/22 (L)

TEAM YARDAGE TOTALS

500 TOTAL NET YARDS

By Titans—at Seattle (532 yards), 9/19/21 (W)

By Opponents—vs. Kansas City (530 yards), 11/10/19 (W)

400 TOTAL NET YARDS

By Titans—at Green Bay (408 yards), 11/17/22 (W)

By Opponents—vs. Jacksonville (428 yards), 12/11/22 (L)

TEAM DEFENSE

HELD OPPONENT WITHOUT A TOUCHDOWN

By Titans—at Tennessee 34, Miami 3, 1/2/22 (W)

By Opponents—at Denver 16, Tennessee 0, 10/13/19 (L)

HELD OPPONENT TO 200 OR FEWER NET YARDS OF OFFENSE

By Titans—at Houston (161 yards), 10/30/22 (W)

By Opponents—at Buffalo (187 net yards), 9/19/22 (L)

HELD OPPONENT TO 50 OR FEWER YARDS RUSHING

By Titans—at Jacksonville (19 yards), 1/7/23 (L)

By Opponents—at Denver (39 yards), 10/13/19 (L)

HELD OPPONENT TO 100 OR FEWER NET YARDS PASSING

By Titans—at Miami (78 net yards), 10/8/17 (L)

By Opponents—vs. Houston (88 net yards), 12/24/22 (L)

SEVEN OR MORE SACKS BY TEAM

By Titans—at Arizona (8 sacks), 12/10/17 (L)

By Opponents—at N.Y. Jets (7 sacks), 10/3/21 (L)

SIX OR MORE SACKS BY TEAM

By Titans—vs. Denver (6 sacks), 11/13/22 (W)

By Opponents—at Philadelphia (6 sacks), 12/4/22 (L)

FIVE OR MORE SACKS BY TEAM

By Titans—vs. Denver (6 sacks), 11/13/22 (W)

By Opponents—at Philadelphia (6 sacks), 12/4/22 (L)

FORCED FIVE OR MORE OPPONENT TURNOVERS

By Titans—vs. N.Y. Jets (4 interceptions, 1 fumble), 12/17/12 (W)

By Opponents—vs. Houston (4 interceptions, 1 fumble), 11/21/21 (L)

FORCED FOUR OR MORE OPPONENT TURNOVERS

By Titans—vs. Jacksonville (4 interceptions, 0 fumbles), 12/12/21 (W)

By Opponents—vs. Jacksonville (1 interception, 3 fumbles), 12/11/22 (L)

SPECIAL TEAMS

KICKOFF RETURNED FOR TOUCHDOWN

By Titans—A.J. Brown (42 yards) at Indianapolis, 11/29/20 (W)

By Opponents—Jakeem Grant (102 yards) at Miami, 9/9/18 (L)

OPENING KICKOFF RETURNED FOR TOUCHDOWN

By Titans—Derrick Mason (101 yards) at Cincinnati, 11/18/01 (W)

By Opponents—Josh Huff (107 yards) at Philadelphia, 11/23/14 (L)

PUNT RETURNED FOR TOUCHDOWN

By Titans—Darius Reynaud (twice—69 yards and 81 yards) vs. Jacksonville, 12/30/12 (W)

By Opponents—Jakeem Grant (74 yards) at Miami, 10/9/16 (W)

FIELD GOAL BLOCKED

By Titans—Denico Autry vs. Miami (Jason Sanders), 1/2/22 (W)

By Opponents—Justin Reid, vs. Houston (Stephen Gostkowski), 10/18/20 (W)

FIELD GOAL BLOCKED, RETURNED FOR TD

By Titans—Tye Smith (63 yards) at Indianapolis (Adam Vinatieri's FG blocked by Dane Cruikshank), 12/1/19 (W)

By Opponents—Rob Morris (68 yards) at Indianapolis (Gary Anderson's FG blocked by Montae Reagor), 12/5/04 (L)

PUNT BLOCKED

By Titans—Tim Shaw vs. Pittsburgh (Drew Butler), 10/11/12 (W)

By Opponents—E.J. Speed, vs. Indianapolis (Trevor Daniel), 11/12/20 (L)

PUNT BLOCKED AND RETURNED FOR TD

By Titans—Jason McCourty vs. Indianapolis (Pat McAfee's punt blocked by Patrick Bailey and recovered in end zone by McCourty), 10/30/11 (W)

By Opponents—T.J. Carrie (6 yards), vs. Indianapolis (Trevor Daniel's punt blocked by E.J. Speed), 11/12/20 (L)

FIVE FIELD GOALS

By Titans—Stephen Gostkowski (6) at Minnesota, 9/27/20 (W)

By Opponents—Nick Folk (5), at New England, 11/28/21 (L)

FOUR FIELD GOALS

By Titans—Randy Bullock vs. Indianapolis, 10/23/22 (W)

By Opponents—Chris Boswell, at Pittsburgh, 12/19/21 (L)

THREE FIELD GOALS

By Titans—Randy Bullock (3) at Jacksonville, 1/7/23 (L)

By Opponents—Riley Patterson (3), vs. Jacksonville, 12/11/22 (L)

REGULAR SEASON: THE LAST TIME THE TENNESSEE TITANS ...

SUCCESSFUL ONSIDE KICK

By Titans—Rob Bironas kicks and Daimion Stafford recovers, vs. Arizona, 12/15/13 (L)

By Opponents—Connor Barth kicks and Adrian Amos recovers, at Chicago, 11/27/16 (W)

MISSED PAT

By Titans—Josh Lambo, at Green Bay, 11/17/22 (W)

By Opponents—Mason Crosby (kick blocked), at Green Bay, 11/17/22 (W)

TWO-POINT CONVERSIONS**TWO-POINT CONVERSION MADE**

By Titans—Chig Okonkwo (pass from Ryan Tannehill) vs. Jacksonville, 12/11/22 (L)

By Opponents—Aaron Jones (pass from Aaron Rodgers), at Green Bay, 11/17/22 (W)

TWO-POINT CONVERSION FAILED

By Titans—vs. Cleveland (run failed), 12/6/20 (L)

By Opponents—vs. Houston (pass failed), 12/24/22 (L)

INDIVIDUAL OFFENSIVE PERFORMANCES**INDIVIDUAL WITH 200 SCRIMMAGE YARDS**

By Titans—Derrick Henry (228 yards) at Houston, 10/30/22 (W)

By Opponents—Todd Gurley (276 yards), vs. Los Angeles Rams, 12/24/17 (L)

RUSHING TOUCHDOWN AND RECEIVING TOUCHDOWN

By Titans—Derrick Henry (1 rushing, 1 receiving) at Carolina, 11/3/19 (L)

By Opponents—Nyheim Hines (1 rushing, 1 receiving), vs. Indianapolis, 11/12/20 (L)

RUSHING TOUCHDOWN AND PASSING TOUCHDOWN

By Titans—Derrick Henry (1 passing, 1 rushing) at Green Bay, 11/17/22 (W)

By Opponents—Trevor Lawrence (3 passing, 1 rushing), vs. Jacksonville, 12/11/22 (L)

INDIVIDUAL RUSHING**200 YARDS RUSHING**

By Titans—Derrick Henry (219 yards) at Houston, 10/30/22 (W)

By Opponents—Le'Veon Bell (204 yards) vs. Pittsburgh, 11/17/14 (L)

150 YARDS RUSHING

By Titans—Derrick Henry (219 yards) at Houston, 10/30/22 (W)

By Opponents—Saquon Barkley (164 yards), vs. N.Y. Giants, 9/11/22 (L)

100 YARDS RUSHING

By Titans—Derrick Henry (109 yards) at Jacksonville, 1/7/23 (L)

By Opponents—Saquon Barkley (164 yards), vs. N.Y. Giants, 9/11/22 (L)

CONSECUTIVE 100-YARD RUSHING GAMES

By Titans—Derrick Henry vs. Jacksonville, 12/11/22 (L); at Los Angeles Chargers, 12/18/22 (L); vs. Houston, 12/24/22 (L)

30 OR MORE CARRIES

By Titans—Derrick Henry (30 carries) at Jacksonville, 1/7/23 (L)

By Opponents—Melvin Gordon (32 carries) at San Diego, 11/6/16 (L)

RUSHING PLAY OF 80 OR MORE YARDS

By Titans—Derrick Henry (94 yards) vs. Houston, 10/18/20 (W)

By Opponents—Lamar Miller (97 yards), at Houston, 11/26/18 (L)

RUSHING PLAY OF 50 OR MORE YARDS

By Titans—Derrick Henry (50 yards) vs. Jacksonville, 12/11/22 (L)

By Opponents—Saquon Barkley (68 yards), vs. N.Y. Giants, 9/11/22 (L)

THREE TOUCHDOWNS RUSHING

By Titans—Derrick Henry (3) vs. Buffalo, 10/18/21 (W)

By Opponents—Corey Dillon (4) at Cincinnati, 12/4/97 (L)

TWO TOUCHDOWNS RUSHING

By Titans—Derrick Henry (2) at Kansas City, 11/6/22 (L)

By Opponents—Tyrod Taylor (2), vs. Houston, 11/21/21 (L)

INDIVIDUAL PASSING**400 YARDS PASSING**

By Titans—Ryan Fitzpatrick (402 yards) vs. Arizona, 12/15/13 (L)

By Opponents—Patrick Mahomes (446 yards), at Kansas City, 11/6/22 (L)

300 YARDS PASSING

By Titans—Ryan Tannehill (333 yards) at Green Bay, 11/17/22 (W)

By Opponents—Justin Herbert (313 yards), at Los Angeles Chargers, 12/18/22 (L)

CONSECUTIVE 300-YARD PASSING GAMES

By Titans—Matt Hasselbeck vs. Baltimore (358 yards), 9/18/11 (W), vs. Denver (311 yards), 9/25/11 (W)

FIVE TOUCHDOWN PASSES

By Titans—Steve McNair vs. Jacksonville, 12/26/99 (W)

By Opponents—Blake Bortles vs. Jacksonville, 12/6/15 (W)

FOUR TOUCHDOWN PASSES

By Titans—Ryan Tannehill at Houston, 1/9/22 (W)

By Opponents—Josh Allen, at Buffalo, 9/19/22 (L)

50 OR MORE PASS ATTEMPTS

By Titans—Ryan Tannehill (52 att) vs. Houston, 11/21/21 (L)

By Opponents—Patrick Mahomes (68), at Kansas City, 11/6/22 (L)

40 OR MORE PASS ATTEMPTS

By Titans—Ryan Tannehill (52 att) vs. Houston, 11/21/21 (L)

By Opponents—Dak Prescott (41), vs. Dallas, 12/29/22 (L)

30 OR MORE COMPLETIONS

By Titans—Ryan Tannehill (35 comp) vs. Houston, 11/21/21 (L)

By Opponents—Trevor Lawrence (30 comp), vs. Jacksonville, 12/11/22 (L)

NO SACKS ALLOWED

By Titans—vs. Buffalo, 10/18/21 (W)

By Opponents—vs. Jacksonville, 12/11/22 (L)

COMPLETION OF 80 OR MORE YARDS

By Titans—Ryan Tannehill (91 yards) at Oakland, 12/8/19 (W)

By Opponents—Jared Goff (80 yards), vs. Los Angeles Rams, 12/24/17 (L)

COMPLETION OF 50 OR MORE YARDS

By Titans—Ryan Tannehill (69 and 51 yards) vs. Cincinnati, 11/27/22 (L)

By Opponents—Russell Wilson (66 yards), vs. Denver, 11/13/22 (W)

INDIVIDUAL RECEIVING**200 YARDS RECEIVING**

By Titans—Kenny Britt (225 yards) vs. Philadelphia, 10/24/10 (W)

By Opponents—DeAndre Hopkins (238 yards) at Houston, 11/30/14 (L)

150 YARDS RECEIVING

By Titans—A.J. Brown (155 yards) at Indianapolis, 10/31/21 (W)

By Opponents—Evan Engram (162 yards), vs. Jacksonville, 12/11/22 (L)

100 YARDS RECEIVING

By Titans—Treylon Burks (111 yards) at Green Bay, 11/17/22 (W)

By Opponents—CeeDee Lamb (100 yards), vs. Dallas, 12/29/22 (L)

CONSECUTIVE 100-YARD RECEIVING GAMES

By Titans—A.J. Brown vs. Kansas City (133 yards), 10/24/21 (W), at Indianapolis (155 yards), 10/31/21 (W)

10 OR MORE RECEPTIONS

By Titans—A.J. Brown (11 rec.) vs. San Francisco, 12/23/21 (W)

By Opponents—CeeDee Lamb (11 rec.), vs. Dallas, 12/29/22 (L)

REGULAR SEASON: THE LAST TIME THE TENNESSEE TITANS ...

RECEPTION OF 80 OR MORE YARDS

By Titans—A.J. Brown (91 yards) at Oakland, 12/8/19 (W)

By Opponents—Todd Gurley (80 yards), vs. Los Angeles Rams, 12/24/17 (L)

RECEPTION OF 50 OR MORE YARDS

By Titans—Treyton Burks (51 yards); Derrick Henry (69 yards) vs. Cincinnati, 11/27/22 (L)

By Opponents—Jalen Virgil (66 yards), vs. Denver, 11/13/22 (W)

THREE TOUCHDOWN RECEPTIONS

By Titans—Kenny Britt vs. Philadelphia, 10/24/10 (W)

By Opponents—Stefon Diggs, at Buffalo, 9/19/22 (L)

TWO TOUCHDOWN RECEPTIONS

By Titans—Austin Hooper at Green Bay, 11/17/22 (W)

By Opponents—Dalton Schultz, vs. Dallas, 12/29/22 (L)

COMBINED OFFENSIVE PERFORMANCES BY TEAMMATES

100-YARD RUSHER AND 100-YARD RECEIVER IN A GAME

By Titans—Derrick Henry (182 rush.) and Julio Jones (128 rec.) at Seattle, 9/19/21 (W)

By Opponents—AJ Dillon (124 rush.) and Davante Adams (142 rec.), at Green Bay, 12/27/20 (L)

By One Player (Opponent)—Todd Gurley (118 rush. and 158 receiving), vs. Los Angeles Rams, 12/24/17 (L)

100-YARD RUSHER, 100-YARD RECEIVER AND 300-YARD PASSER IN A GAME

By Titans—Derrick Henry (182 rush.), Julio Jones (128 rec.) and Ryan Tannehill (347 pass.) at Seattle, 9/19/21 (W)

By Opponents—Todd Gurley (118 rush. and 158 rec.) and Jared Goff (301 pass.), vs. Los Angeles Rams, 12/24/17 (L)

300-YARD PASSER AND 100-YARD RECEIVER IN A GAME

By Titans— Ryan Tannehill (333 pass.) and Treyton Burks (111 rec.) at Green Bay, 11/17/22 (W)

By Opponents—Trevor Lawrence (368 pass.) and Evan Engram (162 rec.), vs. Jacksonville, 12/11/22 (L)

100-YARD RUSHER AND 300-YARD PASSER IN A GAME

By Titans—Derrick Henry (182 rush.) and Ryan Tannehill (347 pass.) at Seattle, 9/19/21 (W)

By Opponents— Gardner Minshew II (339 pass.) and James Robinson (102 rush.), vs. Jacksonville, 9/20/20 (W)

TWO 100-YARD RUSHERS IN A GAME

By Titans—Dontrell Hilliard (131 yards) and D'Onta Foreman (109), at New England, 11/28/21 (L)

By Opponents—Arian Foster (115 yards) and Ben Tate (104 yards) vs. Houston, 10/23/11 (L)

TWO 100-YARD RECEIVERS IN A GAME

By Titans—Justin Hunter (109 yards) and Kendall Wright (103 yards) at Oakland, 11/24/13 (W)

By Opponents—A.J. Brown (119 rec.) and DeVonta Smith (102 rec.), at Philadelphia, 12/4/22 (L)

INDIVIDUAL DEFENSE

INTERCEPTION RETURNED FOR TOUCHDOWN

By Titans— Andrew Adams (76 yards) against Indianapolis, 10/23/22 (W)

By Opponents—Matt Milano (43 yards), at Buffalo, 9/19/22 (L)

FUMBLE RETURNED FOR TOUCHDOWN

By Titans—Kevin Byard (30 yards) at Jacksonville, 10/10/21 (W)

By Opponents—Josh Allen (37 yards) at Jacksonville, 1/7/23 (L)

SAFETY SCORED

By Titans—Browns quarterback Baker Mayfield sacked in end zone by Cameron Wake, at Cleveland, 9/8/19 (W)

By Opponents—Ryan Tannehill sacked in end zone by Romeo Okwara vs. Detroit, 12/20/20 (W)

THREE INTERCEPTIONS

By Titans—Kevin Byard (3) at Cleveland, 10/22/17 (W)

By Opponents—Glover Quin (3) at Houston, 11/28/10 (L)

TWO INTERCEPTIONS

By Titans—Kevin Byard (2) vs. Dallas, 12/29/22 (L)

By Opponents—Desmond King (2), vs. Houston, 11/21/21 (L)

THREE SACKS

By Titans—Jeffery Simmons (3.0) at L.A. Rams, 11/7/21 (W)

By Opponents—Chandler Jones (5.0), vs. Arizona, 9/12/21 (L)

POSTSEASON: THE LAST TIME THE TENNESSEE TITANS ...

GAMES WON (PLAYOFFS)

WON BY SCORING IN THE LAST TWO MINUTES OF REGULATION

By Titans—Gary Anderson 46-yard field goal with 0:29 remaining, at Baltimore, 1/3/04 (W)

By Opponents—Evan McPherson 52-yard field goal with 0:00 remaining, vs. Cincinnati, 1/22/22 (L)

WON OVERTIME GAME

By Titans—Tennessee 34, vs. Pittsburgh 31, 1/11/03 (W)

By Opponents—at Buffalo 41, Houston 38, 1/3/93 (L)

WON BY 20 OR MORE POINTS

By Titans/Oilers—Never Happened

By Opponents—at New England 35, Tennessee 14, 1/13/18 (L)

WON BY SHUTOUT

By Titans/Oilers—Never Happened

By Opponents—Never Happened

TEAM SCORING (PLAYOFFS)

SCORED 50 POINTS

By Titans/Oilers—Never Happened

By Opponents—at Oakland 56, Houston 7, 12/21/69 (L)

SCORED 40 POINTS

By Titans/Oilers—Never Happened

By Opponents—at Oakland 41, Tennessee 24, 1/19/03 (L)

SCORED 20 POINTS IN A QUARTER

By Titans—Never in Titans era (since 1999)

By Oilers—21 points in second quarter, at Buffalo, 1/3/93 (L)

By Opponents—21 points in second quarter, at New England, 1/13/18 (L)

SCORED 30 POINTS IN A HALF

By Titans/Oilers—Never Happened

By Opponents—35 points in second half, at Buffalo, 1/3/93 (L)

SCORED TOUCHDOWNS ON OFFENSE, DEFENSE AND SPECIAL TEAMS

By Titans/Oilers—Never Happened

By Opponents—Never Happened

SCORED A TOUCHDOWN ON FIRST OFFENSIVE POSSESSION

By Titans—Anthony Firkser 12-yard pass from Ryan Tannehill, at New England, 1/4/20 (W)

By Opponents—Bethel Johnson 41-yard pass from Tom Brady, at New England, 1/10/04 (L)

TEAM YARDAGE TOTALS (PLAYOFFS)

500 TOTAL NET YARDS

By Titans/Oilers—Never Happened

By Opponents—at Baltimore (530 yards), 1/11/20 (W)

400 TOTAL NET YARDS

By Titans—vs. Pittsburgh (430 yards), 1/11/03 (W)

By Opponents—vs Baltimore (401 yards), 1/10/21 (L)

POSTSEASON: THE LAST TIME THE TENNESSEE TITANS ...

TEAM DEFENSE (PLAYOFFS)

HELD OPPONENT WITHOUT A TOUCHDOWN

By Titans—Never in Titans era (since 1999)

By Oilers—Houston 10, at San Diego 3, 12/24/61 (W)

By Opponents—at San Diego 17, Tennessee 6, 1/6/08 (L)

HELD OPPONENT TO 200 OR FEWER NET YARDS OF OFFENSE

By Titans—vs. Baltimore (134 net yards), 1/7/01 (L)

By Opponents—vs. Buffalo (194 net yards), 1/8/00 (W)

HELD OPPONENT TO 50 OR FEWER YARDS RUSHING

By Titans—vs. Baltimore (50 yards), 1/10/09 (L)

By Opponents—vs. Kansas City (39 yards), 1/16/94 (L)

HELD OPPONENT TO 100 OR FEWER NET YARDS PASSING

By Titans—vs. Buffalo (97 net yards), 1/8/00 (W)

By Opponents—at Baltimore (83 net yards), 1/11/20 (W)

SEVEN OR MORE SACKS BY TEAM

By Titans/Oilers—vs. Cincinnati (9 sacks), 1/22/22 (L)

By Opponents—at New England (8 sacks), 1/13/18 (L)

SPECIAL TEAMS (PLAYOFFS)

KICKOFF RETURNED FOR TOUCHDOWN

By Titans—Derrick Mason (80 yards) at Jacksonville, 1/23/00 (W)

By Opponents—Never Happened

RETURNED OPENING KICKOFF FOR TOUCHDOWN

By Titans/Oilers—Never Happened

By Opponents—Never Happened

PUNT RETURNED FOR TOUCHDOWN

By Titans/Oilers—Never Happened

By Opponents—Never Happened

FIELD GOAL BLOCKED

By Titans/Oilers—Never Happened

By Opponents—Richard Seymour at New England (Gary Anderson), 1/10/04 (L)

FIELD GOAL BLOCKED, RETURNED FOR TD

By Titans/Oilers—Never Happened

By Opponents—Anthony Mitchell (90 yards) vs. Baltimore (Al Del Greco's FG blocked by Keith Washington), 1/7/01 (L)

PUNT BLOCKED

By Titans—Chris Coleman vs. Baltimore (Kyle Richardson, twice), 1/7/01 (L)

By Opponents—Jerry Olsavsky vs. Pittsburgh (Greg Montgomery), 12/31/89 (L)

PUNT BLOCKED AND RETURNED FOR TD

By Titans/Oilers—Never Happened

By Opponents—Never Happened

FIVE FIELD GOALS

By Titans/Oilers—Never Happened

By Opponents—Never Happened

FOUR FIELD GOALS

By Titans—Al Del Greco at Indianapolis, 1/16/00 (W)

By Opponents—Evan McPherson, vs. Cincinnati, 1/22/22 (L)

THREE FIELD GOALS

By Titans—Al Del Greco (4) at Indianapolis, 1/16/00 (W)

By Opponents—Evan McPherson (4), vs. Cincinnati, 1/22/22 (L)

MISSED PAT (KICK)

By Titans/Oilers—Never Happened

By Opponents—David Treadwell (Wide Left) at Denver, 1/4/92 (L)

TWO-POINT CONVERSIONS (PLAYOFFS)

TWO-POINT CONVERSION MADE

By Titans/Oilers—Never Happened

By Opponents—Plaxico Burress (pass from Hines Ward) vs. Pittsburgh, 1/11/03 (W)

TWO-POINT CONVERSION FAILED

By Titans—vs. Cincinnati (run failed), 1/22/22 (L)

By Opponents—at Baltimore (pass failed), 1/11/20 (W)

INDIVIDUAL OFFENSIVE PERFORMANCES (PLAYOFFS)

INDIVIDUAL WITH 200 SCRIMMAGE YARDS

By Titans—Derrick Henry (202 yards) at Baltimore, 1/11/20 (W)

By Opponents—Never Happened

RUSHING TOUCHDOWN AND RECEIVING TOUCHDOWN

By Titans—Never in Titans era (since 1999)

By Oilers—Allen Pinkett at Cleveland, 12/24/88 (W)

By Opponents—James White at New England, 1/13/18 (L)

RUSHING TOUCHDOWN AND PASSING TOUCHDOWN

By Titans—Ryan Tannehill at Baltimore, 1/11/20 (W)

By Opponents—Patrick Mahomes at Kansas City, 1/19/20 (L)

INDIVIDUAL RUSHING (PLAYOFFS)

200 YARDS RUSHING

By Titans/Oilers—Never Happened

By Opponents—Never Happened

150 YARDS RUSHING

By Titans—Derrick Henry (195 yards) at Baltimore, 1/11/20 (W)

By Opponents—Paul Lowe (165 yards) vs. Los Angeles Chargers, 1/1/61 (W)

100 YARDS RUSHING

By Titans—Derrick Henry (195 yards) at Baltimore, 1/11/20 (W)

By Opponents—Lamar Jackson (136 yards), vs. Baltimore, 1/10/21 (L)

CONSECUTIVE 100-YARD RUSHING GAMES

By Titans—Derrick Henry at New England (182 yards), 1/4/20 (W), at Baltimore (195 yards), 1/11/20 (W)

30 OR MORE CARRIES

By Titans—Derrick Henry (30) at Baltimore, 1/11/20 (W)

By Opponents—Never Happened

RUSHING PLAY OF 80 OR MORE YARDS

By Titans/Oilers—Never Happened

By Opponents—Never Happened

RUSHING PLAY OF 50 OR MORE YARDS

By Titans—Derrick Henry (66 yards) at Baltimore, 1/11/20 (W)

By Opponents—Never Happened

THREE TOUCHDOWNS RUSHING

By Titans/Oilers—Never Happened

By Opponents—Never Happened

TWO TOUCHDOWNS RUSHING

By Titans—Steve McNair at Oakland, 1/19/03 (L)

By Opponents—Antowain Smith vs. Buffalo, 1/8/00 (W)

INDIVIDUAL PASSING (PLAYOFFS)

400 YARDS PASSING

By Titans/Oilers—Never Happened

By Opponents—Kurt Warner (414 yards) vs. St. Louis, 1/30/00 (L)

300 YARDS PASSING

By Titans—Steve McNair (338 yards) vs. Pittsburgh, 1/11/03 (W)

By Opponents—Joe Burrow (348 yards), vs. Cincinnati, 1/22/22 (L)

CONSECUTIVE 300-YARD PASSING GAMES

Playoffs:

By Titans/Oilers—Never Happened

POSTSEASON: THE LAST TIME THE TENNESSEE TITANS ...

FIVE TOUCHDOWN PASSES

By Titans/Oilers—Never Happened

By Opponents—Daryle Lamonica (6) at Oakland, 12/21/69 (L)

FOUR TOUCHDOWN PASSES

By Titans—Never in Titans era (since 1999)

By Oilers—Warren Moon at Buffalo, 1/3/93 (L)

By Opponents—Frank Reich at Buffalo, 1/3/93 (L)

50 OR MORE PASS ATTEMPTS

By Titans—Never in Titans era (since 1999)

By Oilers—Warren Moon (50 att) at Buffalo, 1/3/93 (L)

By Opponents—Lamar Jackson (59 att), at Baltimore, 1/11/20 (W)

40 OR MORE PASS ATTEMPTS

By Titans—Kerry Collins (42 att) vs. Baltimore, 1/10/09 (L)

By Opponents—Lamar Jackson (59 att), at Baltimore, 1/11/20 (W)

30 OR MORE COMPLETIONS

By Titans—Never in Titans era (since 1999)

By Oilers—Warren Moon (32 comp) vs. Kansas City, 1/16/94 (L)

By Opponents—Lamar Jackson (31 comp), at Baltimore, 1/11/20 (W)

NO SACKS ALLOWED

By Titans—at Baltimore, 1/3/04 (W)

By Opponents—at New England, 1/4/20 (W)

COMPLETION OF 80 OR MORE YARDS

By Titans/Oilers—Never Happened

By Opponents—Never Happened

COMPLETION OF 50 OR MORE YARDS

By Titans—Never in Titans era (since 1999)

By Oilers—Dan Pastorini (71 yards) at New England, 12/31/78 (L)

By Opponents—Joe Burrow (57 yards), vs. Cincinnati, 1/22/22 (L)

INDIVIDUAL RECEIVING (PLAYOFFS)

200 YARDS RECEIVING

By Titans/Oilers—Never Happened

By Opponents—Never Happened

150 YARDS RECEIVING

By Titans/Oilers—Never Happened

By Opponents—Isaac Bruce (162 yards) vs. St. Louis, 1/30/00 (L)

100 YARDS RECEIVING

By Titans—A.J. Brown (142 yards) vs. Cincinnati, 1/22/22 (L)

By Opponents—Ja'Marr Chase (109 yards), vs. Cincinnati, 1/22/22 (L)

CONSECUTIVE 100-YARD RECEIVING GAMES

By Titans—Never in Titans era (since 1999)

By Oilers—Ernest Givins at Denver (111 yards), 1/4/92 (L), at Buffalo (117 yards), 1/3/93 (L)

10 OR MORE RECEPTIONS

By Titans—Justin Gage (11 rec.) vs. Baltimore, 1/10/09 (L)

By Opponents—Danny Amendola (11 rec.) at New England, 1/13/18 (L)

RECEPTION OF 80 OR MORE YARDS

By Titans/Oilers—Never Happened

By Opponents—Never Happened

RECEPTION OF 50 OR MORE YARDS

By Titans—Never in Titans era (since 1999)

By Oilers—Ken Burrough (71 yards) at New England, 12/31/78 (L)

By Opponents—Ja'Marr Chase (57 yards), vs. Cincinnati, 1/22/22 (L)

THREE TOUCHDOWN RECEPTIONS

By Titans/Oilers—Never Happened

By Opponents—Andre Reed at Buffalo, 1/3/93 (L)

TWO TOUCHDOWN RECEPTIONS

By Titans/Oilers—Corey Davis at New England, 1/13/18 (L)

By Opponents—Tyreek Hill, at Kansas City, 1/19/20 (L)

COMBINED OFFENSIVE PERFORMANCES BY TEAMMATES (PLAYOFFS)

100-YARD RUSHER AND 100-YARD RECEIVER IN A GAME

By Titans/Oilers—Never Happened

By Opponents—Lamar Jackson (136 rush.) and Marquise Brown (109 rec.), vs. Baltimore, 1/10/21 (L)

100-YARD RUSHER, 100-YARD RECEIVER AND 300-YARD PASSER IN A GAME

By Titans/Oilers—Never Happened

By Opponents—Lamar Jackson (143 rush.), Lamar Jackson (365 pass.) and Marquis Brown (126 rec.), at Baltimore, 1/11/20 (W)

300-YARD PASSER AND 100-YARD RECEIVER IN A GAME

By Titans—Steve McNair (338 pass.) and Frank Wycheck (123 rec.) vs. Pittsburgh, 1/11/03 (W)

By Opponents—Joe Burrow (348 pass.) and Ja'Marr Chase (109 rec.), vs. Cincinnati, 1/22/22 (L)

100-YARD RUSHER AND 300-YARD PASSER IN A GAME

By Titans/Oilers—Never Happened

By Opponents—Lamar Jackson (143 rush. and 365 pass.), at Baltimore, 1/11/20 (W)

TWO 100-YARD RUSHERS IN A GAME

By Titans/Oilers—Never Happened

By Opponents—Hewritt Dixon (144 yards) and Pete Banaszak (116 yards) at Oakland, 12/31/67 (L)

TWO 100-YARD RECEIVERS IN A GAME

By Titans—Never in Titans era (since 1999)

By Oilers—Mike Barber (112 yards) and Ken Burrough (103 yards) at Miami, 12/24/78 (W)

By Opponents—Chris Chambers (121 yards) and Vincent Jackson (114 yards) at San Diego, 1/6/08 (L)

INDIVIDUAL DEFENSE (PLAYOFFS)

INTERCEPTION RETURNED FOR TOUCHDOWN

By Titans—Logan Ryan (9 yards) at New England, 1/4/20 (W)

By Opponents—Will Demps (56 yards), at Baltimore, 1/3/04 (W)

FUMBLE RETURNED FOR TOUCHDOWN

By Titans/Oilers—Never Happened

By Opponents—Never Happened

SAFETY SCORED

By Titans—Josh Evans and Jason Fisk (sacked Mark Brunell), at Jacksonville, 1/23/00 (W)

By Opponents—Dan Pastorini ran out of the End Zone, at Miami, 12/24/78 (W)

THREE INTERCEPTIONS

By Titans—Never in Titans era (since 1999)

By Oilers—Vernon Perry (4*) at San Diego, 12/29/79 (W)

By Opponents—Never Happened

TWO INTERCEPTIONS

By Titans—Never in Titans era (since 1999)

By Oilers—Bubba McDowell vs. N.Y. Jets, 12/29/91 (W)

By Opponents—Johnny Robinson vs. Dallas Texans, 12/23/62 (L)

THREE SACKS

By Titans—Jeffery Simmons vs. Cincinnati, 1/22/22 (L)

By Opponents—Willie McGinest at New England, 1/10/04 (L)

LAST TIME IN A SEASON THE TITANS ...

TEAM OFFENSE

- Ranked 1st in Overall Offense — 1990
- Ranked 1st in Rushing Offense — 1967 (AFL)
- Ranked 1st in Passing Offense — 1992

TEAM DEFENSE

- Ranked 1st in Overall Defense — 2000
- Ranked 1st in Rushing Defense — 2022
- Ranked 1st in Passing Defense — 2000

GAMES WON (REGULAR SEASON)

- 10 Wins — 2021 (12-5)
- 11 Wins — 2021 (12-5)
- 12 Wins — 2021 (12-5)
- 13 Wins — 2008 (13-3)

ADVANCED IN PLAYOFFS

- Wild Card Round — 2021
- Divisional Round — 2021
- Conference Championship — 2019
- Super Bowl — 1999

RUSHING

- 1,000 Yards — Derrick Henry (1,538), 2022
- 1,500 Yards — Derrick Henry (1,538), 2022
- 2,000 Yards — Derrick Henry (2,027), 2020
- 300 Attempts — Derrick Henry (349), 2022
- 400 Attempts — Eddie George (403), 2000
- 10 Touchdowns — Derrick Henry (13), 2022
- 15 Touchdowns — Derrick Henry (17), 2020

PASSING

- 3,000 Yards — Ryan Tannehill (3,734), 2021
- 3,500 Yards — Ryan Tannehill (3,734), 2021
- 4,000 Yards — Warren Moon (4,690), 1991
- 400 Attempts — Ryan Tannehill (531), 2021
- 500 Attempts — Ryan Tannehill (531), 2021
- 600 Attempts — Warren Moon (655), 1991
- 20 Touchdowns — Ryan Tannehill (21), 2021
- 30 Touchdowns — Ryan Tannehill (33), 2020
- 90.0 Passer Rating — Ryan Tannehill (94.6), 2022
- 100.0 Passer Rating — Ryan Tannehill (106.5), 2020

RECEIVING

- 80 Receptions — Delanie Walker (94), 2015
- 90 Receptions — Delanie Walker (94), 2015
- 100 Receptions — Haywood Jeffires (100), 1991
- 1,000 Yards — A.J. Brown (1,075), 2020
- 1,500 Yards — Charlie Hennigan (1,546), 1964
- 10 Touchdowns — A.J. Brown (11), 2020
- 15 Touchdowns — Bill Groman (17), 1961

SCORING

- 100 Points — Randy Bullock (120), 2021
- 110 Points — Randy Bullock (120), 2021
- 120 Points — Randy Bullock (120), 2021
- 130 Points — Ryan Succop (136), 2017
- 30 Field Goals — Ryan Succop (35), 2017
- 35 Field Goals — Ryan Succop (35), 2017
- 10 Touchdowns — Derrick Henry (13), 2022
- 15 Touchdowns — Derrick Henry (17), 2020

DEFENSE

- 7 Interceptions — Kevin Byard (8), 2017
- 8 Interceptions — Kevin Byard (8), 2017
- 9 Interceptions — Mike Reinfeldt (12), 1979
- 10 Interceptions — Mike Reinfeldt (12), 1979
- 10 Sacks — Harold Landry III (12), 2021
- 12 Sacks — Harold Landry III (12), 2021
- 14 Sacks — Jevon Kearse (14.5), 1999
- 150 Tackles — Wesley Woodyard (172), 2017
- 175 Tackles — Keith Bulluck (180), 2002
- 200 Tackles — Gregg Bingham (212), 1980

TITANS RECORDS AT A GLANCE

Team record holders in major statistical categories

SCORING

- Points (Game) — 30 by Billy Cannon (5 TDs) at N.Y. Titans, 12/10/61
- Points (Season) — 136 by Al Del Greco, 1998; by Ryan Succop, 2017
- Points (Career) — 1,060 by Al Del Greco, 1991-00
- Touchdowns (Game) — 5 by Billy Cannon at N.Y. Titans, 12/10/61
- Touchdowns (Season) — 19 by Earl Campbell, 1979
- Touchdowns (Career) — 81 by Derrick Henry, 2016-22
- Field Goals (Game) — 8 by Rob Bironas at Hou., 10/21/07
- Field Goals (Season) — 36 by Al Del Greco, 1998
- Field Goals (Career) — 246 by Al Del Greco, 1991-00

RUSHING

- Rushing Yards (Game) — 250 by Derrick Henry at Hou., 1/3/21
- Rushing Yards (Season) — 2,027 by Derrick Henry, 2020
- Rushing Yards (Career) — 10,009 by Eddie George, 1996-03
- Rushing Touchdowns (Game) — 4 by Earl Campbell vs. Mia., 11/20/78; Lorenzo White vs. Cle., 12/9/90; Derrick Henry vs. Jax, 12/6/18
- Rushing Touchdowns (Season) — 19 by Earl Campbell, 1979
- Rushing Touchdowns (Career) — 78 by Derrick Henry, 2016-22

PASSING

- Passing Yards (Game) — 527 by Warren Moon at K.C., 12/16/90
- Passing Yards (Season) — 4,690 by Warren Moon, 1991
- Passing Yards (Career) — 33,685 by Warren Moon, 1984-93
- Passing Touchdowns (Game) — 7 by George Blanda vs. N.Y. Titans, 11/19/61
- Passing Touchdowns (Season) — 36 by George Blanda, 1961
- Passing Touchdowns (Career) — 196 by Warren Moon, 1984-93
- Passer Rating (Game) — 158.3 by Chris Chandler at Cin., 9/24/95
- Passer Rating (Season) — 117.5 by Ryan Tannehill, 2019
- Passer Rating (Career) — 100.5 by Ryan Tannehill, 2019-22

RECEIVING

- Receptions (Game) — 13 (three times, last by Drew Bennett at Oak., 12/19/04)
- Receptions (Season) — 101 by Charlie Hennigan, 1964
- Receptions (Career) — 542 by Ernest Givins, 1986-94
- Receiving Yards (Game) — 272 by Charlie Hennigan at Bos., 10/13/61
- Receiving Yards (Season) — 1,746 by Charlie Hennigan, 1961
- Receiving Yards (Career) — 7,935 by Ernest Givins, 1986-94
- Receiving Touchdowns (Game) — 3 (17 times, last by Kenny Britt vs. Phi., 10/24/10)
- Receiving Touchdowns (Season) — 17 by Bill Groman, 1961
- Receiving Touchdowns (Career) — 51 by Charlie Hennigan, 1960-66

PUNTING

- Punts (Game) — 11 (twice by Rich Camarillo, last at Pit., 12/3/95)
- Punts (Season) — 96 by Rich Camarillo, 1994
- Punts (Career) — 923 by Brett Kern, 2009-21

PUNT RETURNS

- Punt Return Yards (Game) — 160 by Darius Reynaud vs. Jax., 12/30/12
- Punt Return Average (Season) — 15.4 by Billy Johnson, 1977
- Punt Return Average (Career) — 13.2 by Billy Johnson, 1974-80

KICKOFF RETURNS

- Kickoff Return Yards (Game) — 240 by Bobby Jancik at Oak., 12/22/63
- Kickoff Return Average (Season) — 31.7 by Darius Jennings, 2018
- Kickoff Return Average (Career) — 26.5 by Bobby Jancik, 1962-67

INTERCEPTIONS

- Interceptions (Game) — 3 (nine times, last by Kevin Byard at Cle., 10/22/17)
- Interceptions (Season) — 12 by Freddy Glick, 1963; by Mike Reinfeldt, 1979
- Interceptions (Career) — 45 by Jim Norton, 1960-68

SACKS

- Sacks (Game) — 4 (five times, last by William Fuller vs. Pit., 11/28/93)
- Sacks (Season) — 17 by Elvin Bethea, 1973
- Sacks (Career) — 105 by Elvin Bethea, 1968-83

2023 TENNESSEE TITANS TRANSACTIONS

January 2

Placed on injured reserve – **DB ANDREW ADAMS**

Signed – **S MIKE BROWN** from the Cleveland Browns practice squad

Signed to the practice squad – **DB NATE MEADORS**

January 3

Signed to the practice squad – **DT CURTIS BROOKS, CB SHYHEIM CARTER, OLB SAM OKUAYINONU**

January 9

Relieved of their duties – offensive line coach **KEITH CARTER**, offensive coordinator **TODD DOWNING**, offensive skills assistant **ERIK FRAZIER** and secondary coach **ANTHONY MIDGET**

January 10

Signed to future contracts – **DT CURTIS BROOKS, CB SHYHEIM CARTER, OL ZACK JOHNSON, WR MASON KINSEY, OLB ZACH McCLOUD, TE THOMAS ODUKOYA, OLB SAM OKUAYINONU, DT JAYDEN PEEVY, WR REGGIE ROBERSON JR., OL ANDREW RUPCICH, K CALEB SHUDAK**

January 12

Signed to a future contract – **TE JUSTIN RIGG**

January 17

Signed to a future contract – **OL JOHN LEGLUE**

January 18

Hired – **RAN CARTHON** as the franchise's 14th general manager

January 23

Signed to a future contract – **NT TYLER SHELVIN**

February 7

Elevated to offensive coordinator – **TIM KELLY**

Elevated to offensive line coach – **JASON HOUGHTALING**

Hired as passing game coordinator/quarterbacks coach – **CHARLES LONDON**

Hired as defensive pass game coordinator/cornerbacks coach – **CHRIS HARRIS**

Hired as defensive quality control coach – **JUSTIN HAMILTON**

Hired as defensive quality control coach – **LORI LOCUST**

Moved to tight ends coach – **TONY DEWS**

Moved to pass game analyst – **PAT O'HARA**

Moved to run game analyst – **LUKE STECKEL**

February 21

Elevated to assistant director of sports performance – **BRIAN BELL**

Elevated to assistant head coach - defense/defensive line coach – **TERRELL WILLIAMS**

Elevated to director of football administration – **JOHN STREICHER**

Hired as run game coordinator/running backs coach – **JUSTIN OUTTEN**

February 22

Terminated vested veterans – **K RANDY BULLOCK, WR ROBERT WOODS**

Terminated vested veterans failed physical – **LB ZACH CUNNINGHAM, T TAYLOR LEWAN**

March 10

Terminated vested veteran failed physical – **C BEN JONES**

March 16

Terminated vested veteran – **OLB BUD DUPREE**

Signed as exclusive rights free agent – **DT NAQUAN JONES**

Signed as free agent – **WR NICK WESTBROOK-IKHINE**

March 20

Signed as unrestricted free agents – **LB AZEEZ AL-SHAAIR, OL DANIEL BRUNSKILL, T ANDRE DILLARD, LB LUKE GIFFORD, OLB ARDEN KEY**

March 21

Signed as unrestricted free agent – **CB SEAN MURPHY-BUNTING**

Hired as offensive line assistant – **MATT JONES**

Hired as special teams assistant – **ANTHONY LEVINE**

Hired as special teams assistant – **TOM QUINN**

March 31

Signed as unrestricted free agents – **C/G COREY LEVIN, TE TREVON WESCO**

April 4

Signed as restricted free agent – **G/C AARON BREWER**

April 17

Signed as unrestricted free agent – **LB BEN NIEMANN**

April 19

Signed as unrestricted free agent – **WR CHRIS MOORE**

April 27

Drafted - **OL PETER SKORONSKI** (first round, 11th overall)

April 28

Traded - a 2023 second-round pick (41st overall), a 2023 third-round pick (72nd overall) and a 2024 third-round pick to the Arizona Cardinals for their 2023 second-round pick (33rd overall) and their 2023 third-round pick (81st overall)

Drafted – **QB WILL LEVIS** (second round, 33rd overall), **RB TYJAE SPEARS** (third round, 81st overall)

April 29

Drafted – **TE JOSH WHYLE** (fifth round, 147th overall), **OL JAELYN DUNCAN** (sixth round, 186th overall), **WR COLTON DOWELL** (seventh round, 228th overall)

May 12

Signed - fifth-round choice **TE JOSH WHYLE**, sixth-round choice **OL JAELYN DUNCAN** and seventh-round choice **WR COLTON DOWELL**

Signed undrafted free agents – **DT SHAKEL BROWN, WR JACOB COPELAND, WR TRE'SHAUN HARRISON, S MATTHEW HARRISON, CB STEVEN JONES JR., S TYREQUE JONES, CB ANTHONY KENDALL, RB CHUCK McCLELLAND, DE TK McLENDON JR., OLB CALEB MURPHY, T JOHN OJUKWU, LB OTIS REESE IV, OLB THOMAS RUSH and K TREY WOLFF**

May 15

Signed free agents – **DB ALONZO DAVIS, C JAMES EMPEY, DB ERIC GARROR, WR GAVIN HOLMES, WR KEARIS JACKSON and DB ARMANI MARSH**

May 18

Signed as free agent – **TE ALIZÉ MACK**

May 25

Signed - third-round choice **RB TYJAE SPEARS**

May 30

Signed - first-round choice **OL PETER SKORONSKI**

Signed as free agent – **DT JALEEL JOHNSON**

June 5

Signed as restricted free agent – **NT TEAIR TART**

July 20

Waived – **RB CHUCK McCLELLAND**

July 23

Signed – second-round choice **QB WILL LEVIS**

Declared physically unable to perform – **CB CALEB FARLEY, OL DILLON RADUNZ**

Declared non-football illness – **DB JOSH THOMPSON**

July 24

Signed as free agent – **WR DeANDRE HOPKINS**

July 26

Waived – **DT CURTIS BROOKS**

Signed as free agent – **S A.J. MOORE JR.**

July 28

Waived – **C JAMES EMPEY**

Signed as free agent – **OL CHRIS HUBBARD**

August 2

Waived – **WR JACOB COPELAND**

Signed as free agent – **C/G JIMMY MURRAY**

August 3

Terminated vested veteran – **OL JAMARCO JONES**

August 5

Signed as free agent – **T JUSTIN MURRAY**

August 14

Passed physical – **DB JOSH THOMPSON**

Placed on injured reserve – **DT SHAKEL BROWN**

Waived – **CB CHRIS JACKSON**

Signed as free agents – **RB JACQUES PATRICK, DT KYLE PEKO**

TENNESSEE TITANS UNOFFICIAL DEPTH CHART

OFFENSE

WR	16	Treyton Burks	11	Chris Moore	13	Racey McMath
			80	Reggie Roberson Jr.	<u>82</u>	<u>Tre'Shaun Harrison</u>
					<u>5</u>	<u>Kearis Jackson</u>
TE	88	Trevon Wesco	87	Alizé Mack	86	Kevin Rader
LT	71	Andre Dillard	<u>79</u>	<u>Jaelyn Duncan</u>	89	Thomas Odukoya
LG	<u>77</u>	<u>Peter Skoronski</u>	70	Jordan Roos	<u>61</u>	<u>John Ojukwu</u>
C	55	Aaron Brewer	62	Corey Levin	73	Justin Murray
					(75	Dillon Radunz)
RG	60	Daniel Brunskill	76	Andrew Rupcich	67	Xavier Newman
RT	66	Chris Hubbard	68	Zack Johnson	64	Jimmy Murray
TE	85	Chig Okonkwo	<u>81</u>	<u>Josh Whyte</u>	72	John Leglue
WR	10	DeAndre Hopkins	15	Nick Westbrook-Ikhine	78	Nicholas Petit-Frere
			12	Mason Kinsey	83	Justin Rigg
					18	Kyle Phillips
QB	17	Ryan Tannehill	7	Malik Willis	<u>14</u>	<u>Colton Dowell</u>
RB	22	Derrick Henry	25	Hassan Haskins	<u>84</u>	<u>Gavin Holmes</u>
			33	Jonathan Ward	<u>8</u>	<u>Will Levis</u>
					<u>32</u>	<u>Tyjae Spears</u>
					36	Julius Chestnut
					38	Jacques Patrick

DEFENSE

DE	96	Denico Autry	92	Jayden Peevy	<u>69</u>	<u>TK McLendon Jr.</u>
NT	93	Teair Tart	90	Naquan Jones	72	Tyler Shelvin
DT	98	Jeffery Simmons	94	Jaleel Johnson	95	Kyle Peko
OLB	49	Arden Key	99	Rashad Weaver	<u>42</u>	<u>Caleb Murphy</u>
ILB	2	Azeez Al-Shaair	45	Chance Campbell	47	Ben Niemann
					<u>41</u>	<u>Otis Reese IV</u>
ILB	50	Jack Gibbens	56	Monty Rice	57	Luke Gifford
OLB	58	Harold Landry III	59	Sam Okuayinonu	<u>48</u>	<u>Thomas Rush</u>
					52	Zach McCloud
CB	0	Sean Murphy-Bunting /	21	Roger McCreary	<u>25</u>	<u>Armani Marsh</u>
					<u>38</u>	<u>Alonzo Davis</u>
S	31	Kevin Byard	24	Elijah Molden	29	Josh Thompson
			28	Shyheim Carter	<u>30</u>	<u>Tyrique Jones</u>
S	37	Amani Hooker	44	Mike Brown	20	A.J. Moore Jr.
					<u>39</u>	<u>Matthew Jackson</u>
CB	26	Kristian Fulton	23	Tre Avery	<u>36</u>	<u>Steven Jones Jr.</u>
			<u>40</u>	<u>Anthony Kendall</u>	<u>33</u>	<u>Eric Garror</u>
					(3	Caleb Farley)

SPECIAL TEAMS

K	6	Caleb Shudak	<u>40</u>	<u>Trey Wolff</u>		
KO	6	Caleb Shudak	<u>40</u>	<u>Trey Wolff</u>		
P	4	Ryan Stonehouse	6	Caleb Shudak		
H	4	Ryan Stonehouse	17	Ryan Tannehill		
PR	18	Kyle Phillips	12	Mason Kinsey	<u>33</u>	<u>Eric Garror</u>
KOR	36	Julius Chestnut	25	Hassan Haskins	<u>32</u>	<u>Tyjae Spears</u>
LS	46	Morgan Cox				

Rookies are underlined

As of Aug. 14, 2023

TITANS PRONUNCIATION GUIDE

AZEEZ AL-SHAIR (uh-ZEEZ al-SHY-er); **TREYLON Burks** (TRAY-lin); **Kevin BYARD** (BY-urd); **SHYHEIM Carter** (shah-HEEM); **Eric GARROR** (GAIR-er); **TRE'SHAUN Harrison** (TRAY-shawn); **HASSAN Haskins** (huh-SAAN); **KEARIS Jackson** (key-AIR-iss); **John LEGLUE** (leh-GLOO); **ALIZE Mack** (AL-ih-zay); **XAVIER Newman** (ZAY-vee-er); **Thomas ODUKOYA** (OH-due-COY-ah); **John OJUKWU** (oh-JEW-koo); **Chig OKONKWO** (oh-KAHN-kwoh); **Sam OKUAYINONU** (oh-KWAHN-new); **Nicholas PETIT-FRERE** (puh-TEET FRAIR); **Dillon RADUNZ** (RAY-dinz); **Reggie ROBERSON Jr.** (ROW-ber-son); **Andrew RUPCICH** (RUP-sitch); **Caleb SHUDAK** (SHOE-dak); **Peter SKORONSKI** (skuh-RON-ski); **TYJAE Spears** (TAH-zhay); **Ryan TANNEHILL** (TAN-uh-hill); **TEAIR Tart** (tee-AIR); **Nick Westbrook-IKHINE** (uh-KEEN-ay); **Josh WHYLE** (WHY-lee)

HOW THE TENNESSEE TITANS WERE BUILT

YEAR	DRAFTEES (26)	FREE AGENTS (63)	TRADES/WAIVERS (2)
2023	OL Peter Skoronski (1) QB Will Levis (2) RB Tyjae Spears (3) TE Josh Whyle (5) OL Jaelyn Duncan (6) WR Colton Dowell (7)	CB Shyheim Carter (FA) OL Zack Johnson (FA) WR Mason Kinsey (FA) OLB Zach McCloud (FA) TE Thomas Odukoya (FA) OLB Sam Okuayinonu (FA) DT Jayden Peevy (FA) WR Reggie Roberson Jr. (FA) OL Andrew Ruppich (FA) K Caleb Shudak (FA) TE Justin Rigg (FA) OL John Leglue (FA) NT Tyler Shelvin (FA) LB Azeez Al-Shaair (UFA-SF) OL Daniel Brunskill (UFA-SF) T Andre Dillard (UFA-PHI) LB Luke Gifford (UFA-DAL) OLB Arden Key (UFA-JAX) CB Sean Murphy-Bunting (UFA-TB) TE Trevon Wesco (UFA-CHI) LB Ben Niemann (UFA-ARZ) WR Chris Moore (UFA-HOU) WR Tre'Shaun Harrison (FA) S Matthew Jackson (FA) CB Steven Jones Jr. (FA) S Tyreque Jones (FA) CB Anthony Kendall (FA) DE TK McLendon Jr. (FA) OLB Caleb Murphy (FA) OL John Ojukwu (FA) LB Otis Reese IV (FA) OLB Thomas Rush (FA) K Trey Wolff (FA) DB Alonzo Davis (FA) C James Empey (FA) DB Eric Garror (FA) WR Gavin Holmes (FA) WR Kearis Jackson (FA) DB Armani Marsh (FA) TE Alizé Mack (FA) DT Jaleel Johnson (FA) WR DeAndre Hopkins (FA) S A.J. Moore Jr. (FA) OL Chris Hubbard (FA) C/G Jimmy Murray (FA) T Justin Murray (FA) DT Kyle Peko (FA) RB Jacques Patrick (FA)	
2022	WR Trelton Burks (1) CB Roger McCreary (2) OL Nicholas Petit-Frere (3a) QB Malik Willis (3b) RB Hassan Haskins (4a) TE Chig Okonkwo (4b) WR Kyle Phillips (5) LB Chance Campbell (6b)	CB Tre Avery (FA) RB Julius Chestnut (FA) LB Jack Gibbens (FA) C/G Xavier Newman (FA) P Ryan Stonehouse (FA) TE Kevin Rader (FA) DB Josh Thompson (FA) RB Jonathan Ward (FA) S Mike Brown (FA)	
2021	CB Caleb Farley (1) OL Dillon Radunz (2) LB Monty Rice (3a) CB Elijah Molden (3b) OLB Rashad Weaver (4b) WR Racey McMath (6a)	DL Denico Autry (UFA-IND) LS Morgan Cox (UFA-BAL) DT Naquan Jones (FA) G Jordan Roos (FA)	C/G Corey Levin (W-NYJ)
2020	CB Kristian Fulton (2)	G/C Aaron Brewer (FA) DT Teair Tart (FA) WR Nick Westbrook-Ikhine (FA)	
2019	DT Jeffery Simmons (1) S Amani Hooker (4)		QB Ryan Tannehill (T-MIA)
2018	OLB Harold Landry III (2)		
2016	RB Derrick Henry (2c) S Kevin Byard (3)		

As of Aug. 14, 2023

GAME PREVIEW

TEAM NOTES

PLAYER NOTES

MEDIA

STATISTICS

ROSTERS

TENNESSEE TITANS POSITIONAL ROSTER - OFFENSE

QUARTERBACKS (3)

8	Levis, Will	QB	6-4	229	6/27/99	R	Kentucky	Madison, Conn.	D2-'23
17	Tannehill, Ryan	QB	6-4	217	7/27/88	12	Texas A&M	Big Spring, Texas	T (MIA)-'19
7	Willis, Malik	QB	6-1	219	5/25/99	2	Liberty	Atlanta, Ga.	D3b-'22

RUNNING BACKS (6)

36	Chestnut, Julius	RB	5-11	228	10/26/00	2	Sacred Heart	Bowie, Md.	FA-'22
25	Haskins, Hassan	RB	6-2	228	11/26/99	2	Michigan	St. Louis, Mo.	D4a-'22
22	Henry, Derrick	RB	6-3	247	1/4/94	8	Alabama	Yulee, Fla.	D2c-'16
38	Patrick, Jacques	RB	6-2	239	1/7/97	1	Florida State	Orlando, Fla.	FA-'23
32	Spears, Tyjae	RB	5-11	195	6/15/01	R	Tulane	Ponchatoula, La.	D3-'23
33	Ward, Jonathan	RB	6-0	202	9/30/97	4	Central Michigan	Kankakee, Ill.	FA-'22

WIDE RECEIVERS (12)

16	Burks, Treyton	WR	6-2	225	3/23/00	2	Arkansas	Warren, Ark.	D1-'22
14	Dowell, Colton	WR	6-3	212	4/19/99	R	Tennessee-Martin	Lebanon, Tenn.	D7-'23
82	Harrison, Tre'Shaun	WR	5-11	188	6/26/00	R	Oregon State	Seattle, Wash.	FA-'23
84	Holmes, Gavin	WR	5-10	200	9/29/98	R	Baylor	Justin, Texas	FA-'23
10	Hopkins, DeAndre	WR	6-1	212	6/6/92	11	Clemson	Central, S.C.	FA-'23
5	Jackson, Kearis	WR	5-11	196	12/9/99	R	Georgia	Fort Valley, Ga.	FA-'23
12	Kinsey, Mason	WR	5-11	200	8/29/98	1	Berry College	Demorest, Ga.	FA-'21
13	McMath, Racey	WR	6-3	217	6/14/99	3	Louisiana State	New Orleans, La.	D6a-'21
11	Moore, Chris	WR	6-1	200	6/16/93	8	Cincinnati	Tampa, Fla.	UFA (HOU)-'23
18	Phillips, Kyle	WR	5-11	189	6/17/99	2	UCLA	San Marcos, Calif.	D5-'22
80	Roberson Jr., Reggie	WR	5-11	205	10/14/98	1	Southern Methodist	Desoto, Texas	FA-'22
15	Westbrook-Ikhine, Nick	WR	6-2	211	3/21/97	4	Indiana	Lake Mary, Fla.	FA-'20

TIGHT ENDS (7)

87	Mack, Alizé	TE	6-4	251	3/29/97	1	Notre Dame	Las Vegas, Nev.	FA-'23
89	Odukoya, Thomas	TE	6-6	253	5/5/97	1	Eastern Michigan	Almere, Netherlands	FA-'22
85	Okonkwo, Chig	TE	6-3	238	9/8/99	2	Maryland	Powder Springs, Ga.	D4b-'22
86	Rader, Kevin	TE	6-4	250	4/26/95	3	Youngstown State	Pittsburgh, Pa.	FA-'22
83	Rigg, Justin	TE	6-6	259	3/13/98	1	Kentucky	Springboro, Ohio	FA-'23
88	Wesco, Trevon	TE	6-3	267	9/12/95	5	West Virginia	Martinsburg, W.Va.	UFA (CHI)-'23
81	Whyte, Josh	TE	6-7	248	9/8/99	R	Cincinnati	Cincinnati, Ohio	D5-'23

CENTERS (3)

55	Brewer, Aaron	G/C	6-1	295	10/28/97	4	Texas State	Dallas, Texas	FA-'20
62	Levin, Corey	C/G	6-4	307	8/12/94	5	Chattanooga	Dacula, Ga.	FA-'21
67	Newman, Xavier	C/G	6-2	297	8/4/99	1	Baylor	Desoto, Texas	FA-'22

GUARDS (6)

60	Brunskill, Daniel	OL	6-5	300	1/27/94	5	San Diego State	Valley Center, Calif.	UFA (SF)-'23
72	Leglue, John	OL	6-7	310	4/17/96	2	Tulane	Alexandria, La.	FA-'23
64	Murray, Jimmy	C/G	6-5	318	5/5/95	3	Holy Cross	Wilmette, Ill.	FA-'23
75	Radunz, Dillon	OL	6-6	301	3/28/98	3	North Dakota State	Becker, Minn.	D2-'21
70	Roos, Jordan	G	6-3	302	7/6/93	4	Purdue	Celina, Texas	FA-'21
77	Skoronski, Peter	OL	6-4	313	7/31/01	R	Northwestern	Park Ridge, Ill.	D1-'23

TACKLES (8)

71	Dillard, Andre	T	6-5	315	10/3/95	5	Washington State	Woodinville, Wash.	UFA (PHI)-'23
79	Duncan, Jaelyn	OL	6-6	306	7/8/00	R	Maryland	New Carrollton, Md.	D6-'23
66	Hubbard, Chris	OL	6-4	295	4/23/91	10	Alabama-Birmingham	Columbus, Ga.	FA-'23
68	Johnson, Zack	OL	6-6	301	1/19/97	1	North Dakota State	Blaine, Minn.	FA-'22
73	Murray, Justin	T	6-5	315	4/19/93	6	Cincinnati	Cincinnati, Ohio	FA-'23
61	Ojukwu, John	OL	6-5	309	1/9/99	R	Boise State	Boise, Idaho	FA-'23
78	Petit-Frere, Nicholas	OL	6-5	316	9/15/99	2	Ohio State	Tampa, Fla.	D3a-'22
76	Rupcich, Andrew	OL	6-6	318	4/1/99	1	Culver-Stockton	Wonder Lake, Ill.	FA-'22

LONG SNAPPER (1)

46	Cox, Morgan	LS	6-4	233	4/26/86	14	Tennessee	Collierville, Tenn.	UFA (BAL)-'21
----	-------------	----	-----	-----	---------	----	-----------	---------------------	---------------

PLACEKICKERS (2)

6	Shudak, Caleb	K	5-7	177	11/19/97	1	Iowa	Council Bluffs, Iowa	FA-'22
40	Wolff, Trey	K	6-4	205	2/22/00	R	Texas Tech	Spring, Texas	FA-'23

TENNESSEE TITANS POSITIONAL ROSTER - DEFENSE

DEFENSIVE LINEMEN (9)

96	Autry, Denico	DL	6-5	285	7/15/90	10	Mississippi State	Albemarle, N.C.	UFA (IND)-'21
94	Johnson, Jaleel	DT	6-3	316	7/12/94	7	Iowa	Brooklyn, N.Y.	FA-'23
90	Jones, Naquan	DT	6-3	313	2/5/98	3	Michigan State	Evanston, Ill.	FA-'21
69	McLendon Jr., TK	DE	6-4	275	2/27/99	R	Eastern Kentucky	Soperton, Ga.	FA-'23
92	Peevy, Jayden	DT	6-5	308	9/3/99	1	Texas A&M	Bellaire, Texas	FA-'22
95	Peko, Kyle	DT	6-1	305	7/23/93	5	Oregon State	La Habra, Calif.	FA-'23
72	Shelvin, Tyler	NT	6-3	346	7/22/98	2	Louisiana State	Lafayette, La.	FA-'23
98	Simmons, Jeffery	DL	6-4	305	7/28/97	5	Mississippi State	Macon, Miss.	D1-'19
93	Tart, Teair	DT	6-2	304	2/28/97	4	Florida International	Philadelphia, Pa.	FA-'20

LINEBACKERS (14)

2	Al-Shaair, Azeez	LB	6-2	228	8/4/97	5	Florida Atlantic	Tampa, Fla.	UFA (SF)-'23
45	Campbell, Chance	LB	6-2	232	10/8/99	2	Mississippi	Ellicott City, Md.	D6b-'22
50	Gibbens, Jack	LB	6-3	242	11/24/98	1	Minnesota	Bulverde, Texas	FA-'22
57	Gifford, Luke	LB	6-3	243	8/28/95	5	Nebraska	Lincoln, Neb.	UFA (DAL)-'23
49	Key, Arden	OLB	6-5	240	5/3/96	6	Louisiana State	Atlanta, Ga.	UFA (JAX)-'23
58	Landry III, Harold	OLB	6-2	252	6/5/96	6	Boston College	Spring Lake, N.C.	D2-'18
52	McCloud, Zach	OLB	6-2	235	4/22/98	1	Miami (Fla.)	Lantana, Fla.	FA-'22
42	Murphy, Caleb	OLB	6-3	254	12/15/99	R	Ferris State	Dowagiac, Mich.	FA-'23
47	Niemann, Ben	LB	6-2	235	7/27/95	6	Iowa	Sycamore, Ill.	UFA (ARZ)-'23
59	Okuyinonu, Sam	OLB	6-1	269	5/1/98	2	Maryland	Lowell, Mass.	FA-'22
41	Reese IV, Otis	LB	6-3	214	7/2/98	R	Mississippi	Leesburg, Ga.	FA-'23
56	Rice, Monty	LB	6-0	233	1/8/99	3	Georgia	Huntsville, Ala.	D3a-'21
48	Rush, Thomas	OLB	6-3	251	1/31/00	R	Minnesota	Marysville, Ohio	FA-'23
99	Weaver, Rashad	OLB	6-4	259	11/10/97	3	Pittsburgh	Fort Lauderdale, Fla.	D4b-'21

CORNERBACKS (11)

23	Avery, Tre	CB	5-11	181	2/26/97	2	Rutgers	Baltimore, Md.	FA-'22
28	Carter, Shyheim	DB	5-10	194	12/15/97	1	Alabama	Kentwood, La.	FA-'22
38	Davis, Alonzo	DB	6-1	203	12/30/98	R	Northern Arizona	Los Angeles, Calif.	FA-'23
3	Farley, Caleb	CB	6-2	197	11/2/98	3	Virginia Tech	Maiden, N.C.	D1-'21
26	Fulton, Kristian	CB	5-11	197	9/3/98	4	Louisiana State	New Orleans, La.	D2-'20
33	Garror, Eric	DB	5-8	174	3/31/00	R	Louisiana-Lafayette	Mobile, Ala.	FA-'23
36	Jones Jr., Steven	CB	5-10	188	1/1/99	R	Appalachian State	Rockingham, N.C.	FA-'23
40	Kendall, Anthony	CB	5-10	177	12/17/99	R	Baldwin Wallace	Port Richey, Fla.	FA-'23
25	Marsh, Armani	DB	5-9	182	2/17/99	R	Washington State	Spokane, Wash.	FA-'23
21	McCreary, Roger	CB	5-11	190	2/10/00	2	Auburn	Mobile, Ala.	D2-'22
0	Murphy-Bunting, Sean	CB	6-0	195	6/19/97	5	Central Michigan	Macomb, Mich.	UFA (TB)-'23

SAFETIES (8)

44	Brown, Mike	S	6-1	215	4/7/99	1	Miami (Ohio)	Grand Rapids, Mich.	FA-'22
31	Byard, Kevin	S	5-11	212	8/17/93	8	Middle Tennessee State	Lithonia, Ga.	D3-'16
38	Davis, Alonzo	DB	6-1	203	12/30/98	R	Northern Arizona	Los Angeles, Calif.	FA-'23
37	Hooker, Amani	S	5-11	210	6/14/98	5	Iowa	Minneapolis, Minn.	D4-'19
39	Jackson, Matthew	S	6-1	209	11/9/98	R	Eastern Kentucky	Nashville, Tenn.	FA-'23
30	Jones, Tyreque	S	6-2	195	1/4/99	R	Boise State	San Bernardino, Calif.	FA-'23
20	Moore Jr., A.J.	S	5-11	200	12/15/95	6	Mississippi	Bassfield, Miss.	FA-'23
29	Thompson, Josh	DB	6-0	194	10/20/98	2	Texas	Nacogdoches, Texas	FA-'22

PUNTERS (1)

4	Stonehouse, Ryan	P	5-10	193	5/11/99	2	Colorado State	La Verne, Calif.	FA-'22
---	------------------	---	------	-----	---------	---	----------------	------------------	--------

As of Aug. 14, 2023

TENNESSEE TITANS ALPHABETICAL ROSTER

NO.	NAME	POS.	HT.	WT.	BIRTHDATE	EXP.	COLLEGE	HOMETOWN	ACQUIRED
2	Al-Shaair, Azeez	LB	6-2	228	8/4/97	5	Florida Atlantic	Tampa, Fla.	UFA (SF)-'23
96	Autry, Denico	DL	6-5	285	7/15/90	10	Mississippi State	Albamarle, N.C.	UFA (IND)-'21
23	Avery, Tre	CB	5-11	181	2/26/97	2	Rutgers	Baltimore, Md.	FA-'22
55	Brewer, Aaron	G/C	6-1	295	10/28/97	4	Texas State	Dallas, Texas	FA-'20
44	Brown, Mike	S	6-1	215	4/7/99	1	Miami (Ohio)	Grand Rapids, Mich.	FA-'22
60	Brunskill, Daniel	OL	6-5	300	1/27/94	5	San Diego State	Valley Center, Calif.	UFA (SF)-'23
16	Burks, Treyton	WR	6-2	225	3/23/00	2	Arkansas	Warren, Ark.	D1-'22
31	Byard, Kevin	S	5-11	212	8/17/93	8	Middle Tennessee State	Lithonia, Ga.	D3-'16
45	Campbell, Chance	LB	6-2	232	10/8/99	2	Mississippi	Ellicott City, Md.	D6b-'22
28	Carter, Shyheim	DB	5-10	194	12/15/97	1	Alabama	Kentwood, La.	FA-'22
36o	Chestnut, Julius	RB	5-11	228	10/26/00	2	Sacred Heart	Bowie, Md.	FA-'22
46	Cox, Morgan	LS	6-4	233	4/26/86	14	Tennessee	Collierville, Tenn.	UFA (BAL)-'21
38d	Davis, Alonzo	DB	6-1	203	12/30/98	R	Northern Arizona	Los Angeles, Calif.	FA-'23
71	Dillard, Andre	T	6-5	315	10/3/95	5	Washington State	Woodinville, Wash.	UFA (PHI)-'23
14	Dowell, Colton	WR	6-3	212	4/19/99	R	Tennessee-Martin	Lebanon, Tenn.	D7-'23
79	Duncan, Jaelyn	OL	6-6	306	7/8/00	R	Maryland	New Carrollton, Md.	D6-'23
26	Fulton, Kristian	CB	5-11	197	9/3/98	4	Louisiana State	New Orleans, La.	D2-'20
33d	Garror, Eric	DB	5-8	174	3/31/00	R	Louisiana-Lafayette	Mobile, Ala.	FA-'23
50	Gibbens, Jack	LB	6-3	242	11/24/98	1	Minnesota	Bulverde, Texas	FA-'22
57	Gifford, Luke	LB	6-3	243	8/28/95	5	Nebraska	Lincoln, Neb.	UFA (DAL)-'23
82	Harrison, Tre'Shaun	WR	5-11	188	6/26/00	R	Oregon State	Seattle, Wash.	FA-'23
25o	Haskins, Hassan	RB	6-2	228	11/26/99	2	Michigan	St. Louis, Mo.	D4a-'22
22	Henry, Derrick	RB	6-3	247	1/4/94	8	Alabama	Yulee, Fla.	D2c-'16
84	Holmes, Gavin	WR	5-10	200	9/29/98	R	Baylor	Justin, Texas	FA-'23
37	Hooker, Amani	S	5-11	210	6/14/98	5	Iowa	Minneapolis, Minn.	D4-'19
10	Hopkins, DeAndre	WR	6-1	212	6/6/92	11	Clemson	Central, S.C.	FA-'23
66	Hubbard, Chris	OL	6-4	295	4/23/91	10	Alabama-Birmingham	Columbus, Ga.	FA-'23
5	Jackson, Kearis	WR	5-11	196	12/9/99	R	Georgia	Fort Valley, Ga.	FA-'23
39	Jackson, Matthew	S	6-1	209	11/9/98	R	Eastern Kentucky	Nashville, Tenn.	FA-'23
94	Johnson, Jaleel	DT	6-3	316	7/12/94	7	Iowa	Brooklyn, N.Y.	FA-'23
68	Johnson, Zack	OL	6-6	301	1/19/97	1	North Dakota State	Blaine, Minn.	FA-'22
90	Jones, Naquan	DT	6-3	313	2/5/98	3	Michigan State	Evanston, Ill.	FA-'21
36d	Jones Jr., Steven	CB	5-10	188	1/1/99	R	Appalachian State	Rockingham, N.C.	FA-'23
30	Jones, Tyreque	S	6-2	195	1/4/99	R	Boise State	San Bernardino, Calif.	FA-'23
40d	Kendall, Anthony	CB	5-10	177	12/17/99	R	Baldwin Wallace	Port Richey, Fla.	FA-'23
49	Key, Arden	OLB	6-5	240	5/3/96	6	Louisiana State	Atlanta, Ga.	UFA (JAX)-'23
12	Kinsey, Mason	WR	5-11	200	8/29/98	1	Berry College	Demorest, Ga.	FA-'21
58	Landry III, Harold	OLB	6-2	252	6/5/96	6	Boston College	Spring Lake, N.C.	D2-'18
72o	Leglue, John	OL	6-7	310	4/17/96	2	Tulane	Alexandria, La.	FA-'23
62	Levin, Corey	C/G	6-4	307	8/12/94	5	Chattanooga	Dacula, Ga.	FA-'21
8	Levis, Will	QB	6-4	229	6/27/99	R	Kentucky	Madison, Conn.	D2-'23
87	Mack, Alizé	TE	6-4	251	3/29/97	1	Notre Dame	Las Vegas, Nev.	FA-'23
25d	Marsh, Armani	DB	5-9	182	2/17/99	R	Washington State	Spokane, Wash.	FA-'23
52	McCloud, Zach	OLB	6-2	235	4/22/98	1	Miami (Fla.)	Lantana, Fla.	FA-'22
21	McCreary, Roger	CB	5-11	190	2/10/00	2	Auburn	Mobile, Ala.	D2-'22
69	McLendon Jr., TK	DE	6-4	275	2/27/99	R	Eastern Kentucky	Soperton, Ga.	FA-'23
13	McMath, Racey	WR	6-3	217	6/14/99	3	Louisiana State	New Orleans, La.	D6a-'21
24	Molden, Elijah	DB	5-10	192	1/30/99	3	Washington	West Linn, Ore.	D3b-'21
20	Moore Jr., A.J.	S	5-11	200	12/15/95	6	Mississippi	Bassfield, Miss.	FA-'23
11	Moore, Chris	WR	6-1	200	6/16/93	8	Cincinnati	Tampa, Fla.	UFA (HOU)-'23
42	Murphy, Caleb	OLB	6-3	254	12/15/99	R	Ferris State	Dowagiac, Mich.	FA-'23
0	Murphy-Bunting, Sean	CB	6-0	195	6/19/97	5	Central Michigan	Macomb, Mich.	UFA (TB)-'23
64	Murray, Jimmy	C/G	6-5	318	5/5/95	3	Holy Cross	Wilmette, Ill.	FA-'23
73	Murray, Justin	T	6-5	315	4/19/93	6	Cincinnati	Cincinnati, Ohio	FA-'23
67	Newman, Xavier	C/G	6-2	297	8/4/99	1	Baylor	Desoto, Texas	FA-'22
47	Niemann, Ben	LB	6-2	235	7/27/95	6	Iowa	Sycamore, Ill.	UFA (ARZ)-'23
89	Odukoya, Thomas	TE	6-6	253	5/5/97	1	Eastern Michigan	Almere, Netherlands	FA-'22
61	Ojukwu, John	OL	6-5	309	1/9/99	R	Boise State	Boise, Idaho	FA-'23
85	Okonkwo, Chig	TE	6-3	238	9/8/99	2	Maryland	Powder Springs, Ga.	D4b-'22
59	Okuyinonu, Sam	OLB	6-1	269	5/1/98	2	Maryland	Lowell, Mass.	FA-'22
38o	Patrick, Jacques	RB	6-2	239	1/7/97	1	Florida State	Orlando, Fla.	FA-'23
92	Peevy, Jayden	DT	6-5	308	9/3/99	1	Texas A&M	Bellaire, Texas	FA-'22
95	Peko, Kyle	DT	6-1	305	7/23/93	5	Oregon State	La Habra, Calif.	FA-'23
78	Petit-Frere, Nicholas	OL	6-5	316	9/15/99	2	Ohio State	Tampa, Fla.	D3a-'22
18	Phillips, Kyle	WR	5-11	189	6/17/99	2	UCLA	San Marcos, Calif.	D5-'22
86	Rader, Kevin	TE	6-4	250	4/26/95	3	Youngstown State	Pittsburgh, Pa.	FA-'22
41	Reese IV, Otis	LB	6-3	214	7/2/98	R	Mississippi	Leesburg, Ga.	FA-'23
56	Rice, Monty	LB	6-0	233	1/8/99	3	Georgia	Huntsville, Ala.	D3a-'21
83	Rigg, Justin	TE	6-6	259	3/13/98	1	Kentucky	Springboro, Ohio	FA-'23
80	Roberson Jr., Reggie	WR	5-11	205	10/14/98	1	Southern Methodist	Desoto, Texas	FA-'22
70	Roos, Jordan	G	6-3	302	7/6/93	4	Purdue	Celina, Texas	FA-'21
76	Rupcich, Andrew	OL	6-6	318	4/1/99	1	Culver-Stockton	Wonder Lake, Ill.	FA-'22
48	Rush, Thomas	OLB	6-3	251	1/31/00	R	Minnesota	Marysville, Ohio	FA-'23
72d	Shelvin, Tyler	NT	6-3	346	7/22/98	2	Louisiana State	Lafayette, La.	FA-'23
6	Shudak, Caleb	K	5-7	177	11/19/97	1	Iowa	Council Bluffs, Iowa	FA-'22
98	Simmons, Jeffery	DT	6-4	305	7/28/97	5	Mississippi State	Macon, Miss.	D1-'19
77	Skoronski, Peter	OL	6-4	313	7/31/01	R	Northwestern	Park Ridge, Ill.	D1-'23
32	Spears, Tyjae	RB	5-11	195	6/15/01	R	Tulane	Ponchatoula, La.	D3-'23
4	Stonehouse, Ryan	P	5-10	193	5/11/99	2	Colorado State	La Verne, Calif.	FA-'22
17	Tannehill, Ryan	QB	6-4	217	7/27/88	12	Texas A&M	Big Spring, Texas	T (MIA)-'19
93	Tart, Teair	DT	6-2	304	2/28/97	4	Florida International	Philadelphia, Pa.	FA-'20
29	Thompson, Josh	DB	6-0	194	10/20/98	2	Texas	Nacogdoches, Texas	FA-'22
33o	Ward, Jonathan	RB	6-0	202	9/30/97	4	Central Michigan	Kankakee, Ill.	FA-'22
99	Weaver, Rashad	OLB	6-4	259	11/10/97	3	Pittsburgh	Fort Lauderdale, Fla.	D4b-'21
88	Wesco, Trevon	TE	6-3	267	9/12/95	5	West Virginia	Martinsburg, W.Va.	UFA (CHI)-'23
15	Westbrook-Ikhine, Nick	WR	6-2	211	3/21/97	4	Indiana	Lake Mary, Fla.	FA-'20
81	Whyte, Josh	TE	6-7	248	9/8/99	R	Cincinnati	Cincinnati, Ohio	D5-'23
7	Willis, Malik	QB	6-1	219	5/25/99	2	Liberty	Atlanta, Ga.	D3b-'22
40s	Wolff, Trey	K	6-4	205	2/22/00	R	Texas Tech	Spring, Texas	FA-'23
PHYSICALLY UNABLE TO PERFORM (2):									
3	Farley, Caleb	CB	6-2	197	11/2/98	3	Virginia Tech	Maiden, N.C.	D1-'21
75	Radunz, Dillon	OL	6-6	301	3/28/98	3	North Dakota State	Becker, Minn.	D2-'21
RESERVE/INJURED (1):									
91	Brown, Shakel	DT	6-3	295	12/4/98	R	Troy	Miami, Fla.	FA-'23

Active Roster Count: 91

As of Aug. 14, 2023

HEAD COACH: MIKE VRABEL

ASSISTANT COACHES: SHANE BOWEN (defensive coordinator), TIM KELLY (offensive coordinator), CRAIG AUKERMAN (assistant head coach/special teams coordinator), BRIAN BELL (assistant director of sports performance), SCOTT BOOKER (safeties), KYLAN BUTLER (offensive assistant), RYAN CROW (outside linebackers), TONY DEWS (tight ends), JUSTIN HAMILTON (defensive quality control), CHRIS HARRIS (defensive pass game coordinator/cornerbacks), JASON HOUGHTALING (offensive line), MATT JONES (offensive line assistant), BOBBY KING (inside linebackers), ZAK KUHR (inside linebackers assistant), ANTHONY LEVINE (special teams assistant), LORI LOCUST (defensive quality control), CHARLES LONDON (pass game coordinator/quarterbacks), CLINTON McMILLAN (defensive line assistant), ROB MOORE (wide receivers), PAT O'HARA (passing game analyst), JUSTIN OUTTEN (run game coordinator/running backs), FRANK PIRAINO (director of sports performance), TOM QUINN (special teams assistant), TYLER ROUSE (sports performance assistant), LUKE STOCKER (offensive assistant), JOHN STREICHER (director of football administration), MIKE SULLIVAN (assistant offensive line), TERRELL WILLIAMS (assistant head coach - defense/defensive line)

GAME PREVIEW

TEAM NOTES

PLAYER NOTES

MEDIA

STATISTICS

ROSTERS

TENNESSEE TITANS NUMERICAL ROSTER

NO.	NAME	POS.	HT.	WT.	AGE	EXP.	COLLEGE	HOMETOWN	ACQUIRED
0	Sean Murphy-Bunting	CB	6-0	195	26	5	Central Michigan	Macomb, Mich.	UFA (TB)-'23
2	Azeez Al-Shaair	LB	6-2	228	26	5	Florida Atlantic	Tampa, Fla.	UFA (SF)-'23
4	Ryan Stonehouse	P	5-10	193	24	2	Colorado State	La Verne, Calif.	FA-'22
5	Kearis Jackson	WR	5-11	196	23	R	Georgia	Fort Valley, Ga.	FA-'23
6	Caleb Shudak	K	5-7	177	25	1	Iowa	Council Bluffs, Iowa	FA-'22
7	Malik Willis	QB	6-1	219	24	2	Liberty	Atlanta, Ga.	D3b-'22
8	Will Lewis	QB	6-4	229	24	R	Kentucky	Madison, Conn.	D2-'23
10	DeAndre Hopkins	WR	6-1	212	31	11	Clemson	Central, S.C.	FA-'23
11	Chris Moore	WR	6-1	200	30	8	Cincinnati	Tampa, Fla.	UFA (HOU)-'23
12	Mason Kinsey	WR	5-11	200	24	1	Berry College	Demorest, Ga.	FA-'21
13	Racey McMath	WR	6-3	217	24	3	Louisiana State	New Orleans, La.	D6a-'21
14	Colton Dowell	WR	6-3	212	24	R	Tennessee-Martin	Lebanon, Tenn.	D7-'23
15	Nick Westbrook-Ikhine	WR	6-2	211	26	4	Indiana	Lake Mary, Fla.	FA-'20
16	Treyton Burks	WR	6-2	225	23	2	Arkansas	Warren, Ark.	D1-'22
17	Ryan Tannehill	QB	6-4	217	35	12	Texas A&M	Big Spring, Texas	T (MIA)-'19
18	Kyle Philips	WR	5-11	189	24	2	UCLA	San Marcos, Calif.	D5-'22
20	A.J. Moore Jr.	S	5-11	200	27	6	Mississippi	Bassfield, Miss.	FA-'23
21	Roger McCreary	CB	5-11	190	23	2	Auburn	Mobile, Ala.	D2-'22
22	Derrick Henry	RB	6-3	247	29	8	Alabama	Yulee, Fla.	D2c-'16
23	Tre Avery	CB	5-11	181	26	2	Rutgers	Baltimore, Md.	FA-'22
24	Elijah Molden	DB	5-10	192	24	3	Washington	West Linn, Ore.	D3b-'21
25o	Hassan Haskins	RB	6-2	228	23	2	Michigan	St. Louis, Mo.	D4a-'22
25d	Armani Marsh	DB	5-9	182	24	R	Washington State	Spokane, Wash.	FA-'23
26	Kristian Fulton	CB	5-11	197	24	4	Louisiana State	New Orleans, La.	D2-'20
28	Shyheim Carter	DB	5-10	194	25	1	Alabama	Kentwood, La.	FA-'22
29	Josh Thompson	DB	6-0	194	24	2	Texas	Nacogdoches, Texas	FA-'22
30	Tyrique Jones	S	6-2	195	24	R	Boise State	San Bernardino, Calif.	FA-'23
31	Kevin Byard	S	5-11	212	29	8	Middle Tennessee State	Lithonia, Ga.	D3-'16
32	Tyjae Spears	RB	5-11	195	22	R	Tulane	Ponchatoula, La.	D3-'23
33d	Eric Garris	DB	5-8	174	23	R	Louisiana-Lafayette	Mobile, Ala.	FA-'23
33o	Jonathan Ward	RB	6-0	202	25	4	Central Michigan	Kankakee, Ill.	FA-'22
36o	Julius Chestnut	RB	5-11	228	22	2	Sacred Heart	Bowie, Md.	FA-'22
36d	Steven Jones Jr.	CB	5-10	188	24	R	Appalachian State	Rockingham, N.C.	FA-'23
37	Amani Hooker	S	5-11	210	25	5	Iowa	Minneapolis, Minn.	D4-'19
38d	Alonzo Davis	DB	6-1	203	24	R	Northern Arizona	Los Angeles, Calif.	FA-'23
38o	Jacques Patrick	RB	6-2	239	26	1	Florida State	Orlando, Fla.	FA-'23
39	Matthew Jackson	S	6-1	209	24	R	Eastern Kentucky	Nashville, Tenn.	FA-'23
40d	Anthony Kendall	CB	5-10	177	23	R	Baldwin Wallace	Port Richey, Fla.	FA-'23
40s	Trey Wolff	K	6-4	205	23	R	Texas Tech	Spring, Texas	FA-'23
41	Otis Reese IV	LB	6-3	214	25	R	Mississippi	Leesburg, Ga.	FA-'23
42	Caleb Murphy	OLB	6-3	254	23	R	Ferris State	Dowagiac, Mich.	FA-'23
44	Mike Brown	S	6-1	215	24	1	Miami (Ohio)	Grand Rapids, Mich.	FA-'22
45	Chance Campbell	LB	6-2	232	23	2	Mississippi	Ellicott City, Md.	D6b-'22
46	Morgan Cox	LS	6-4	233	37	14	Tennessee	Collierville, Tenn.	UFA (BAL)-'21
47	Ben Niemann	LB	6-2	235	28	6	Iowa	Sycamore, Ill.	UFA (ARZ)-'23
48	Thomas Rush	OLB	6-3	251	23	R	Minnesota	Marysville, Ohio	FA-'23
49	Arden Key	OLB	6-5	240	27	6	Louisiana State	Atlanta, Ga.	UFA (JAX)-'23
50	Jack Gibbens	LB	6-3	242	24	1	Minnesota	Bulverde, Texas	FA-'22
52	Zach McCloud	OLB	6-2	235	25	1	Miami (Fla.)	Lantana, Fla.	FA-'22
55	Aaron Brewer	G/C	6-1	295	25	4	Texas State	Dallas, Texas	FA-'20
56	Monty Rice	LB	6-0	233	24	3	Georgia	Huntsville, Ala.	D3a-'21
57	Luke Gifford	LB	6-3	243	27	5	Nebraska	Lincoln, Neb.	UFA (DAL)-'23
58	Harold Landry III	OLB	6-2	252	27	6	Boston College	Spring Lake, N.C.	D2-'18
59	Sam Okuyinonu	OLB	6-1	269	25	2	Maryland	Lowell, Mass.	FA-'22
60	Daniel Brunskill	OL	6-5	300	29	5	San Diego State	Valley Center, Calif.	UFA (SF)-'23
61	John Ojukwu	OL	6-5	309	24	R	Boise State	Boise, Idaho	FA-'23
62	Corey Levin	C/G	6-4	307	29	5	Chattanooga	Dacula, Ga.	FA-'21
64	Jimmy Murray	C/G	6-5	318	28	3	Holy Cross	Wilmette, Ill.	FA-'23
66	Chris Hubbard	OL	6-4	295	32	10	Alabama-Birmingham	Columbus, Ga.	FA-'23
67	Xavier Newman	C/G	6-2	297	24	1	Baylor	Desoto, Texas	FA-'22
68	Zack Johnson	OL	6-6	301	26	1	North Dakota State	Blaine, Minn.	FA-'22
69	TK McLendon Jr.	DE	6-4	275	24	R	Eastern Kentucky	Soperton, Ga.	FA-'23
70	Jordan Roos	G	6-3	302	30	4	Purdue	Celina, Texas	FA-'21
71	Andre Dillard	T	6-5	315	27	5	Washington State	Woodinville, Wash.	UFA (PHI)-'23
72o	John Leglue	OL	6-7	310	27	2	Tulane	Alexandria, La.	FA-'23
72d	Tyler Shelvin	NT	6-3	346	25	2	Louisiana State	Lafayette, La.	FA-'23
73	Justin Murray	T	6-5	315	30	6	Cincinnati	Cincinnati, Ohio	FA-'23
76	Andrew Ruppich	OL	6-6	318	24	1	Culver-Stockton	Wonder Lake, Ill.	FA-'22
77	Peter Skoronski	OL	6-4	313	22	R	Northwestern	Park Ridge, Ill.	D1-'23
78	Nicholas Petit-Frere	OL	6-5	316	23	2	Ohio State	Tampa, Fla.	D3a-'22
79	Jaelyn Duncan	OL	6-6	306	23	R	Maryland	New Carrollton, Md.	D6-'23
80	Reggie Roberson Jr.	WR	5-11	205	24	1	Southern Methodist	Desoto, Texas	FA-'22
81	Josh Whyte	TE	6-7	248	23	R	Cincinnati	Cincinnati, Ohio	D5-'23
82	Tre'Shaun Harrison	WR	5-11	188	23	R	Oregon State	Seattle, Wash.	FA-'23
83	Justin Rigg	TE	6-6	259	25	1	Kentucky	Springboro, Ohio	FA-'23
84	Gavin Holmes	WR	5-10	200	24	R	Baylor	Justin, Texas	FA-'23
85	Chig Okonkwo	TE	6-3	238	23	2	Maryland	Powder Springs, Ga.	D4b-'22
86	Kevin Rader	TE	6-4	250	28	3	Youngstown State	Pittsburgh, Pa.	FA-'22
87	Alizé Mack	TE	6-4	251	26	1	Notre Dame	Las Vegas, Nev.	FA-'23
88	Trevon Wesco	TE	6-3	267	27	5	West Virginia	Martinsburg, W.Va.	UFA (CHI)-'23
89	Thomas Odukoya	TE	6-6	253	26	1	Eastern Michigan	Almere, Netherlands	FA-'22
90	Naquan Jones	DT	6-3	313	25	3	Michigan State	Evanston, Ill.	FA-'21
92	Jayden Peevy	DT	6-5	308	23	1	Texas A&M	Bellaire, Texas	FA-'22
93	Teair Tart	DT	6-2	304	26	4	Florida International	Philadelphia, Pa.	FA-'20
94	Jaleel Johnson	DT	6-3	316	29	7	Iowa	Brooklyn, N.Y.	FA-'23
95	Kyle Peko	DT	6-1	305	30	5	Oregon State	La Habra, Calif.	FA-'23
96	Denico Autry	DL	6-5	285	33	10	Mississippi State	Albemarle, N.C.	UFA (IND)-'21
98	Jeffery Simmons	DT	6-4	305	26	5	Mississippi State	Macon, Miss.	D1-'19
99	Rashad Weaver	OLB	6-4	259	25	3	Pittsburgh	Fort Lauderdale, Fla.	D4b-'21
PHYSICALLY UNABLE TO PERFORM (2):									
3	Caleb Farley	CB	6-2	197	24	3	Virginia Tech	Maiden, N.C.	D1-'21
75	Dillon Radunz	OL	6-6	301	25	3	North Dakota State	Becker, Minn.	D2-'21
RESERVE/INJURED (1):									
91	Shakel Brown	DT	6-3	295	24	R	Troy	Miami, Fla.	FA-'23

Active Roster Count: 91

As of Aug. 14, 2023

HEAD COACH: MIKE VRABEL

ASSISTANT COACHES: SHANE BOWEN (defensive coordinator), TIM KELLY (offensive coordinator), CRAIG AUKERMAN (assistant head coach/special teams coordinator), BRIAN BELL (assistant director of sports performance), SCOTT BOOKER (safeties), KYLAN BUTLER (offensive assistant), RYAN CROW (outside linebackers), TONY DEWS (tight ends), JUSTIN HAMILTON (defensive quality control), CHRIS HARRIS (defensive pass game coordinator/cornerbacks), JASON HOUGHTALING (offensive line), MATT JONES (offensive line assistant), BOBBY KING (inside linebackers), ZAK KUHR (inside linebackers assistant), ANTHONY LEVINE (special teams assistant), LORI LOCUST (defensive quality control), CHARLES LONDON (pass game coordinator/quarterbacks), CLINTON MCMILLAN (defensive line assistant), ROB MOORE (wide receivers), PAT O'HARA (passing game analyst), JUSTIN OUTTEN (run game coordinator/running backs), FRANK PIRAINO (director of sports performance), TOM QUINN (special teams assistant), TYLER ROUSE (sports performance assistant), LUKE STOCKER (offensive assistant), JOHN STREICHER (director of football administration), MIKE SULLIVAN (assistant offensive line), TERRELL WILLIAMS (assistant head coach - defense/defensive line)

HOW ACQUIRED KEY: FA (free agent), UFA (unrestricted free agent), RFA (restricted free agent), D (draft pick), W (waivers), T (trade)

GAME PREVIEW

TEAM NOTES

PLAYER NOTES

MEDIA

STATISTICS

ROSTERS